

ESTIMATION OF GROWTH PARAMETERS OF FIVE FISH SPECIES (ACTINOPTERYGII) CAUGHT IN THE CENTRAL AMAZON

Ana GUERREIRO ^{1*}, Sidineia AMADIO ², Nídia FABRÉ ³, and Vandick BATISTA ³

¹ Pós-graduação em Biologia de Água Doce e Pesca Interior, Instituto Nacional de Pesquisas da Amazônia, Petrópolis, Manaus, Amazonas, Brazil

² Coordenação de Biodiversidade, Instituto Nacional de Pesquisas da Amazônia, Petrópolis, Manaus, Amazonas, Brazil

³ Instituto de Ciências Biológicas e da Saúde, Universidade Federal de Alagoas, Campus A. C. Simões, Tabuleiro dos Martins, Maceió, Alagoas, Brazil

Guerreiro A., Amadio S., Fabr e N., Batista V. 2018. Estimation of growth parameters of five fish species (Actinopterygii) caught in the central Amazon. *Acta Ichthyol. Piscat.* 48 (3): 303–313.

Abstract. For some tropical fishes, the information on growth parameters is still scarce, and few or no records are available in FishBase. Therefore, the objective of this study was to estimate the growth curves for *Brycon amazonicus* (Spix et Agassiz, 1829), *Piaractus brachypomus* (Cuvier, 1818), *Prochilodus nigricans* Spix et Agassiz, 1829, *Semaprochilodus insignis* (Jardine, 1841), and *Semaprochilodus taeniurus* (Valenciennes, 1821), and to build the auximetric plots for each of the families to which these species belong: Characidae, Prochilodontidae, and Serrasalminidae. Samples were obtained from commercial catches landed in the Port of Manaus. Growth parameters were estimated using the Electronic Length Frequency Analysis (ELEFAN) routine of the Length Frequency Distribution Analysis (LFDA) program. Twenty-six sets of growth parameters were thus estimated, and 66 further sets were located in the literature and FishBase. Prochilodontidae and Serrasalminidae showed a strong inverse relation between the variables composing the auximetric plots.

Keywords: tropical fishes, commercial fishery, length frequency data, growth coefficient, asymptotic length

INTRODUCTION

Growth is one of the most critical measurable characteristics of individuals, stocks, and species, and it is fundamental to our understanding of the life histories, demographics, ecosystem dynamics, and sustainability of fisheries (Pardo et al. 2013). Fishes are the primary food source of the Amazon’s local inhabitants, with some areas showing the highest consumption rates in the world (with fish consumed six out of every seven days, at a mean rate of 169 kg per person per year) (Isaac et al. 2015). The dynamics of fish stocks may alter due to environmental changes (Barletta et al. 2010), overfishing, climate change, pollution, deforestation, etc. (Li et al. 2011, Freitas et al. 2013). However, growth parameters of fishes from the central Amazon—key indicators that will enable the assessment of the impact of such processes on fish populations—are still scarce for *Brycon amazonicus* (Spix et Agassiz, 1829), *Piaractus brachypomus* (Cuvier, 1818), *Prochilodus nigricans* Spix et Agassiz, 1829, *Semaprochilodus insignis* (Jardine, 1841), and *Semaprochilodus taeniurus* (Valenciennes, 1821). This

study aimed to estimate the von Bertalanffy growth parameters for five fish species of significant commercial interest within six rivers in the Amazon region. In addition, the study built auximetric plots of each of the three families to which these species belong (Characidae, Prochilodontidae, and Serrasalminidae).

MATERIAL AND METHODS

The samples were obtained from the catches of commercial fisheries along the Amazon, Japur a, Juru a, Madeira, Negro, and Purus rivers that landed at the Port of Manaus, Brazil (03°08’47’’S, 60°06’35’’W). The sampling protocol was designed to measure the fish length of a total of 300 individuals per month. Thus, 30 individuals per species per night had their fork length (FL, cm) measured (as the caudal fin was often damaged) on 10 randomly selected days within a month-long period. To ensure a ‘knife-edge’ selection, only those fish captured with 20 mm mesh seine net were used in this analysis (see Batista and Freitas (2003) for technological fishing details). Five out of the 10 species with the highest catches in the

* Correspondence: Dr Ana Guerreiro, Centro de Ci ncias do Mar, Universidade do Algarve, Campus de Gambelas, FCT Ed 7, 8005-139 Faro, Portugal, phone: (+351) 964641449, e-mail: (AG) ana.albarraque@gmail.com, (SA) sidamadioinpa@gmail.com, (NF) tchoni1@uol.com.br, (VB) vandickbatista@gmail.com.

database were examined, namely *Prochilodus nigricans*, *Semaprochilodus insignis*, *Semaprochilodus taeniurus*, *Brycon amazonicus*, and *Piaractus brachypomus*.

Growth parameters were estimated using the seasonal growth curve proposed by Hoenig and Hanumara (1990). The equation is:

$$L(t) = L_{\infty} \left\{ 1 - e^{-\left[K(t-t_0) + \frac{KC}{2\pi} \sin 2\pi(t-t_s) - \frac{KC}{2\pi} \sin 2\pi(t_0-t_s) \right]} \right\}$$

where K is the growth coefficient, L_{∞} the asymptotic size, t_0 the theoretical age at zero length, C the relative amplitude of seasonal oscillations, and the t_s describes the phase of seasonal oscillations.

Finally, the Winter Point (WP) (García-Berthou et al. 2012) was determined using the following equation:

$$WP = t_s + 0.5$$

The ELEFAN routine of the LFDA program (Kirkwood et al. 2001) was used with sets of between two and six years, depending on data availability. A growth curve was fitted using any arbitrary 'seed' input values of L_{∞} and K (Pauly and David 1981).

RESULTS

In some years, only juveniles were caught. Thus, the length at first maturity available in the literature, as well as the maximum length found here, were used to ensure that the data used—and, consequently, the estimates found—were reliable. Thus, we only used years in which data were available for both juveniles and adults. Moreover, we used the age at first maturity available in the literature to evaluate the reliability of the growth curve estimates for each species (Table 1).

Finally, as Pauly (1998) reported an inverse pattern between the asymptotic lengths and the growth coefficients of tropical fish, auximetric plots were built for each of the three families to which the species studied here belong: Characidae, Prochilodontidae, and Serrasalminidae. In addition, we utilised other growth parameters found in FishBase (Froese and Pauly 2018), and 21 other studies (Ruffino and Isaac 1995, Isaac and Ruffino 1996, Lizama and Ambrósio 2003, Penna et al. 2005, Silva and Stewart 2006, Cunha et al. 2007, Gomiero et al. 2007, Peixer et al. 2007, Santos Filho and Batista 2009, Carmassi et al. 2011, Bevilaqua and Soares 2010, Isaac et al. 2012, Lourenço et al. 2012, Tondato et al. 2012, Vicentin et al. 2012, Pérez-Lozano and Aniello 2013, Sousa et al. 2013, Ambrósio et al. 2014, Catarino et al. 2014, Vaz unpublished*, Villacorta-Corrêa unpublished**) (Table 2), for these same families. The correlation between the two

variables of each of the auximetric plots (\log_{10} asymptotic length and \log_{10} growth coefficient) was tested using the non-parametric Spearman rs test.

The growth parameter estimates are shown in Table 3, and the LFDA growth curves in Figs. 1–7. Additional information used in the estimation of these parameters is available in Table 1.

DISCUSSION

Fish exhibit differences in growth as a result of being subjected to environmental fluctuations (King 2007). Amazonian fish are also subject to the annual flood regime, as well as periodical natural climatic phenomena (Junk 1983, Tomasella et al. 2012, Camacho Guerreiro et al. 2016, Guerreiro 2017). The variations observed in the growth parameters of some of the species sampled appear to accord with the high degree of environmental variation observed in this type of ecosystem.

No trend was observed in the auximetric plot of Characidae (Spearman rs test, $r_s = -0.14$, $P = 0.60$) (Fig. 8A). However, for the Prochilodontidae (Spearman rs test, $r_s = -0.67$, $P < 0.001$) (Fig. 8B) and Serrasalminidae (Spearman rs test, $r_s = -0.65$, $P < 0.001$) (Fig. 8C) families, a significant and inverse relation was found between the growth parameters. Growth parameters were found in the literature for only 10 species out of the 1113 species belonging to the Characidae (Froese and Pauly 2018). Thus, great effort is required to fill this research gap before it will be possible to build an auximetric plot for this family.

Finally, the pattern observed here between the growth parameters of Prochilodontidae and Serrasalminidae was similar to that recorded by Pauly (1998), supporting the reliability of the estimates obtained. In fact, the clusters of points on the auximetric plot seem to reflect similarities between the various species within these families.

ACKNOWLEDGEMENTS

We thank all fishers that provided information about catches and the team that collected this information; Elsa Guerreiro for reviewing the English of this paper; and Victor Silva for editing figures in Adobe Illustrator. This study was funded by Coordination for the Improvement of Higher Education Personnel (CAPES) (AICG grant), the Brazilian Innovation Agency (FINEP), and the [Brazilian] Ministry of Fisheries and Aquaculture (MPA) (grant No. 01.10.0770.00).

REFERENCES

Ambrósio A.M., Balbi T.J., Francisco T.M., Gomes L.C., Zuliani M.S., Okada E.K. 2014. Aging and growth parameter from the *Piaractus mesopotamicus* (pacu) from the Cuiabá River, Mato Grosso, Brazil.

* Vaz M. 2001. Problemas no ajuste da curva de crescimento do pacu, *Piaractus mesopotamicus* (Holmberg, 1887) (Pisces: Characidae), e seu manejo no Pantanal Mato-Grossense. [Problems in growth curve fitting of Pacu, *Piaractus mesopotamicus* (Holmberg, 1887) (Pisces: Characidae), and its management in Pantanal of Mato Grosso.] Doctoral thesis. São Paulo State University, Jaboticabal, Brazil. [In Portuguese.]

**Villacorta-Corrêa M.A. 1997. Estudo de idade e crescimento do tambaqui *Colossoma macropomum* (Characidae) no Amazonas Central, pela análise de marcas sazonais nas estruturas mineralizadas e microestruturas nos otólitos. [Study of age and growth of *Colossoma macropomum* (Characiforms: Characidae) in Central Amazonas, through the seasonal marks analyses observed in the mineralized structure and microstructure of otoliths.] Doctoral thesis. INPA, Manaus, Brazil. [In Portuguese.]

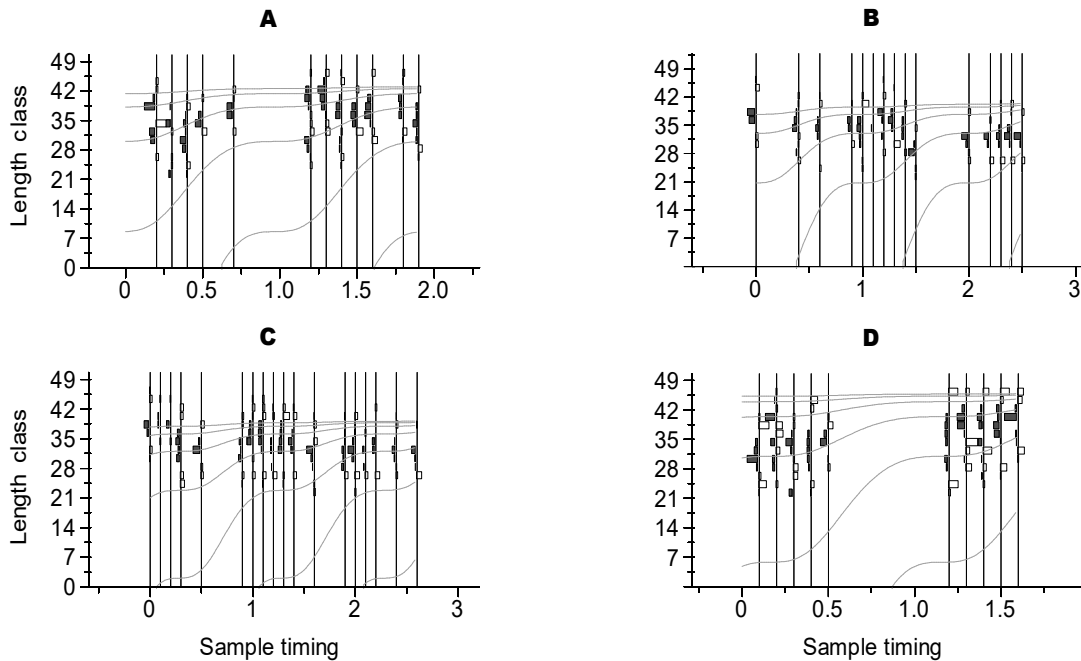


Fig. 1. Growth curves of *Brycon amazonicus* caught in three Amazonian rivers: (A) Amazonas 2003–2004, (B) Japurá 1998–2000, (C) Juruá 1998–2000, and (D) Purus 2003–2004

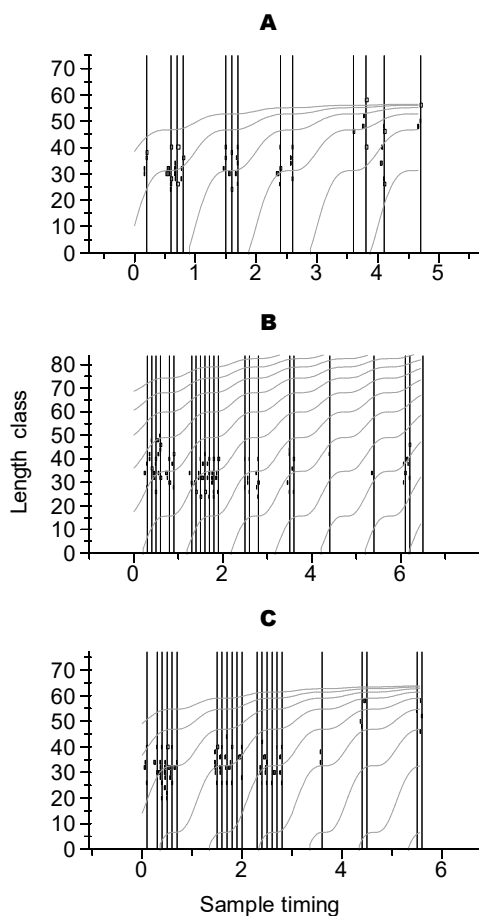


Fig. 2. Growth curves of *Piaractus brachipomus* caught in three Amazonian rivers: (A) Amazonas 2000–2004, (B) Japurá 1998–2004, and (C) Purus 1999–2004

Iheringia. Série Zoologia **104** (4): 413–417. DOI: [10.1590/1678-476620141044413417](https://doi.org/10.1590/1678-476620141044413417)

Barletta M., Jaureguizar A.J., Baigun C., Fontoura N.F., Agostinho A.A., Almeida-Val V.M.F., Val A.L., Torres R.A., Jimenes-Segura L.F., Giarrizo T., Fabré N.N., Batista V.S., Lasso C., Taphorn D.C., Costa M.F., Chaves P.T., Vieira J.P., Corrêa M. 2010. Fish and aquatic habitat conservation in South America: A continental overview with emphasis on neotropical systems. *Journal of Fish Biology* **76** (9): 2118–2176. DOI: [10.1111/j.1095-8649.2010.02684.x](https://doi.org/10.1111/j.1095-8649.2010.02684.x)

Batista V.S., Freitas V.S. 2003. O descarte de pescado na pesca com rede de cerco no baixo rio Solimões, Amazônia central. [Discards of fish in the purse-seine fishery in the lower Solimões River, central Amazon.] *Acta Amazonica* **33** (1): 127–143. [In Portuguese.]

Bevilaqua D.R., Soares M.G.M. 2010. Crescimento e mortalidade de *Pygocentrus nattereri* Kner, 1985 em lagos de várzea da região de Manacapuru, Amazônia. [Growth and mortality of *Pygocentrus nattereri* Kner, 1985 along the floodplains of Manacapuru, Amazonia.] *Revista Brasileira de Engenharia de Pesca* **5** (2): 43–52. [In Portuguese.]

Camacho Guerreiro A.I., Ladle R.J., Batista V.S. 2016. Riverine fishers' knowledge of extreme climatic events in the Brazilian Amazonia. *Journal of Ethnobiology and Ethnomedicine* **12** (1): e50. DOI: [10.1186/s13002-016-0123-x](https://doi.org/10.1186/s13002-016-0123-x)

Carmassi A.L., Rondineli G.R., Gomiero L.M., Braga F.M.S. 2011. Crescimento e mortalidade de *Oligosarcus hepsetus* (Cuvier, 1829) (Characiformes, Characidae) no Parque Estadual da Serra do Mar, Núcleo Santa Virgínia, São Paulo, Brasil. [Growth

and mortality of *Oligosarcus herpsetus* (Cuvier, 1829) (Characiforms, Characidae) in Serra do Mar State Park, Santa Virginia Unit, São Paulo, Brazil.] *Biota Neotropica* **11** (2): 40–43. [In Portuguese.] DOI: [10.1590/S1676-06032011000200004](https://doi.org/10.1590/S1676-06032011000200004)

Catarino M.F., Campos C.P., Souza R.G.C., Freitas C.E.C. 2014. Population dynamics of *Prochilodus nigricans* caught in Manacapuru Lake (Amazon basin, Brazil). *Boletim do Instituto de Pesca* **40** (4): 589–595.

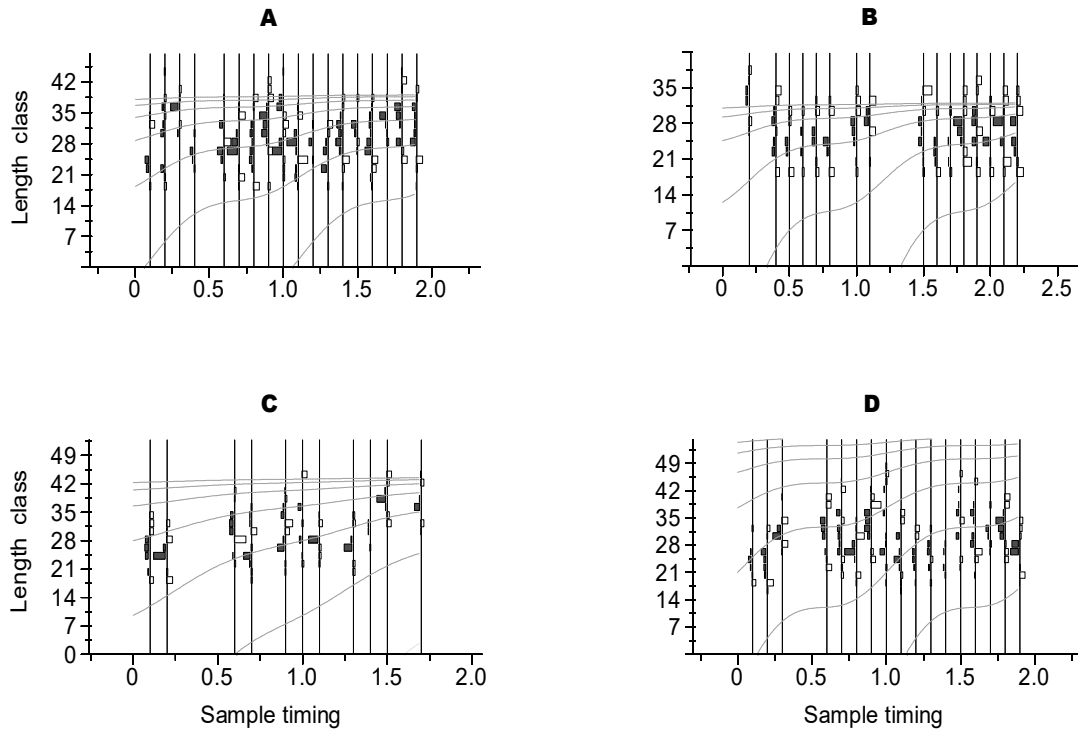


Fig. 3. Growth curves of *Prochilodus nigricans* caught in four Amazonian rivers: (A) Amazonas 1995–1996, (B) Japurá 1998–2000, (C) Madeira 1995–1996, and (D) Purus 1995–1996

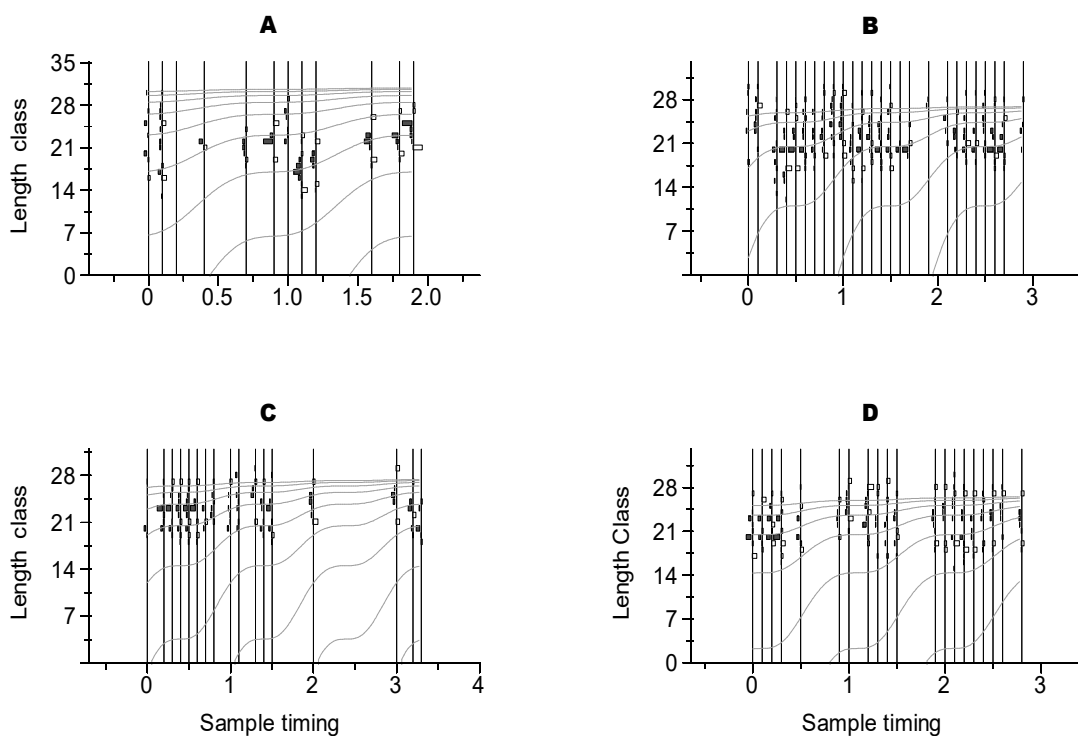


Fig. 4. Growth curves of *Semaprochilodus insignis* caught in two Amazonian rivers: Negro (A) 1995–1996, (B) 1998–2000, and (C) 2001–2004; and (D) Purus 2002–2004

- Cunha N.L., Catella A.C., Kinas M.A.** 2007. Growth parameters estimates for small fish of the Pantanal, Brazil: *Moenkhausia dichroua* (Characiformes; Characidae). *Brazilian Journal of Biology* **67** (2): 293–7. DOI: [10.1590/S1519-69842007000200014](https://doi.org/10.1590/S1519-69842007000200014)
- Escobar L.M.D., Andrade-López J., Farias I.P., Hrbek T.** 2015. Delimiting evolutionarily significant units of the fish, *Piaractus brachipomus* (Characiformes: Serrasalminidae), from the Orinoco and Amazon river basins with insight on routes of historical connectivity. *Journal of Heredity* **106** (S1): 428–438. DOI: [10.1093/jhered/esv047](https://doi.org/10.1093/jhered/esv047)
- Freitas C.E.C., Siqueira-Souza F.K., Humston R., Hurd L.E.** 2013. An initial assessment of drought sensitivity in Amazonian fish communities. *Hydrobiologia* **705** (1): 159–171. DOI: [10.1007/s10750-012-1394-4](https://doi.org/10.1007/s10750-012-1394-4)
- Froese R., Pauly D.** (eds.) 2018. FishBase. [Version 02/2018] www.fishbase.org
- García-Berthou E., Carmona-Catot G., Merciai R., Ogle D.H.** 2012. A technical note on seasonal growth models. *Reviews in Fish Biology and Fisheries* **22** (3): 635–640. DOI: [10.1007/s11160-012-9262-x](https://doi.org/10.1007/s11160-012-9262-x)
- Gomiero L.M., Carmassi A.L., Braga F.M.S.** 2007. Crescimento e mortalidade de *Brycon opalinus* (Characiformes, Characidae) no Parque Estadual da Serra do Mar, Mata Atlântica, Estado de São Paulo. [Growth and mortality of *Brycon opalinus* (Characiformes, Characidae) in Serra do Mar State Park, Atlantic Rainforest, São Paulo State.] *Biota Neotropica* **7** (1): 21–26. [In Portuguese.] DOI: [10.1590/S1676-06032007000100002](https://doi.org/10.1590/S1676-06032007000100002)
- Guerreiro A.** 2017. Influência de extremos de cheia e de seca nos recursos capturados pela pesca comercial desembarcados no porto de Manaus (Amazonas, Brasil). [Influence of drought and flood extremes on commercial fishery resources, landed at the Manaus harbour (AM, Brazil).] Doctoral thesis, INPA, BADPI, Manaus, AM, Brazil. [In Portuguese.]
- Hoenig N.A., Hanumara R.C.** 1990. An empirical comparison of seasonal growth models. *Fishbyte* **8** (1): 32–34.

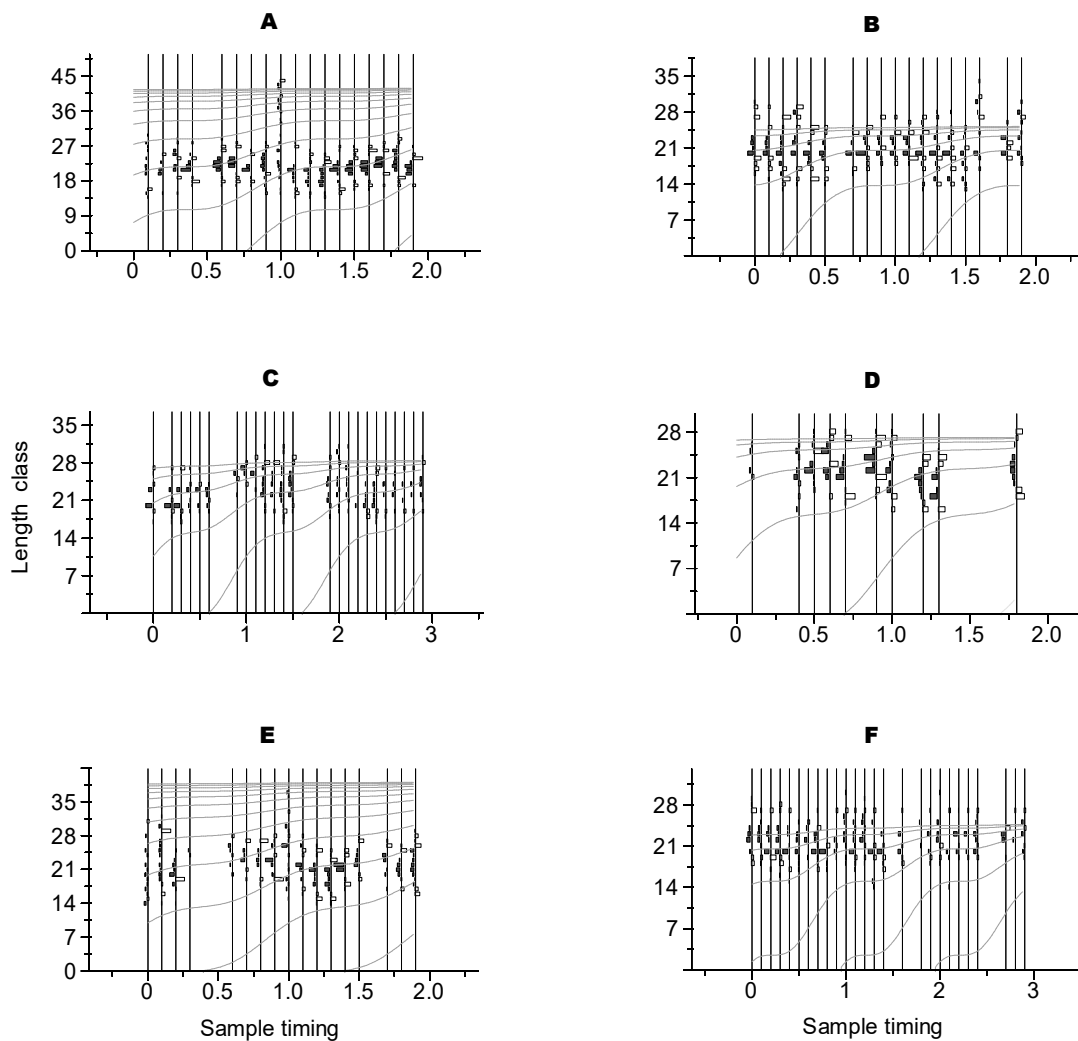


Fig. 5. Growth curves of *Semaprochilodus insignis* caught in three Amazonian rivers: Amazonas (A) 1995–1996, (B) 1999–2000, and (C) 2002–2004; (D) Juruá 1995–1996; and Madeira (E) 1995–1996, and (F) 1999–2001

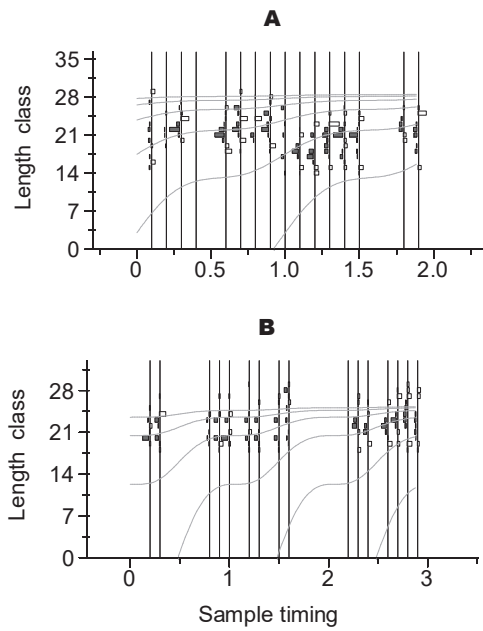


Fig. 6. Growth curves of *Semaprochilodus taeniurus* caught in the Amazonas river: (A) 1995–1996, and (B) 2001–2003

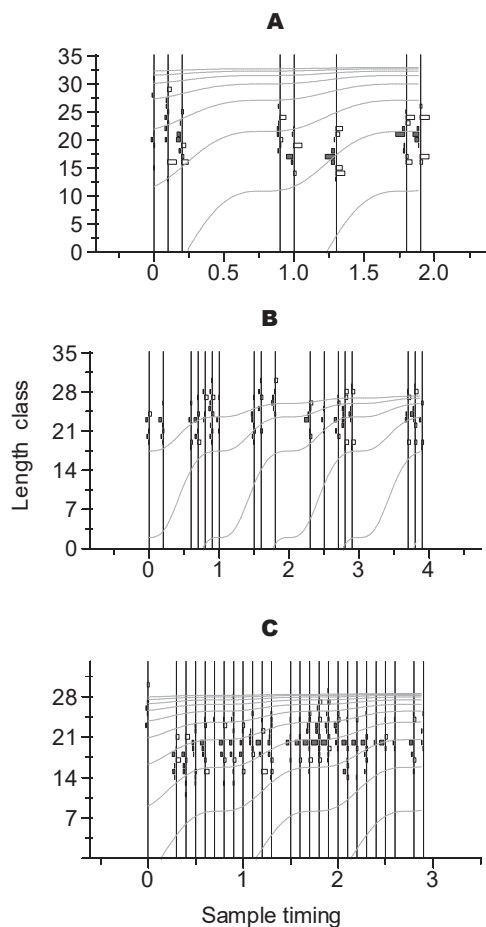


Fig. 7. Growth curves of *Semaprochilodus taeniurus* caught in three Amazonian rivers: (A) Madeira 1995–1996; (B) Negro 2001–2004; and (C) Purus 1998–2000

Isaac V.J., Almeida M.C., Giarrizo M., Deus C.P., Vale R., Klein G., Begossi A. 2015. Food consumption as an indicator of the conservation of natural resources in riverine communities of the Brazilian Amazon. *Anais da Academia Brasileira de Ciências* 87 (4): 2229–2242. DOI: [10.1590/0001-3765201520140250](https://doi.org/10.1590/0001-3765201520140250)

Isaac V.J., Fabr  N.N., Silva C.O., Ruffino M.L., Saint-Paul U. 2012. Ecologia da Fauna Ict ica. [Ecology of ichthyofauna.] Pp. 207–249. In: Batista V.S., Isaac V.J., Fabr  N.N., Gonzalez J.C.G., de Almeida O.T., Rivero S., de Oliveira J nior J.N., Ruffino M.L., Silva C.O. Saint-Paul U. (eds.) Peixes e pesca Solim es-Amazonas: uma avalia o integrada. [Fishes and fishery in Solim es-Amazonas: An integrated evaluation.] IBAMA/ProV rzea, Bras lia, Brazil. [In Portuguese.]

Isaac V.J., Ruffino M.L. 1996. Population dynamics of tambaqui, *Colossoma macropomum* Cuvier, in the lower Amazon, Brazil. *Fisheries Management and Ecology* 3 (4): 315–333. DOI: [10.1046/j.1365-2400.1996.d01-154.x](https://doi.org/10.1046/j.1365-2400.1996.d01-154.x)

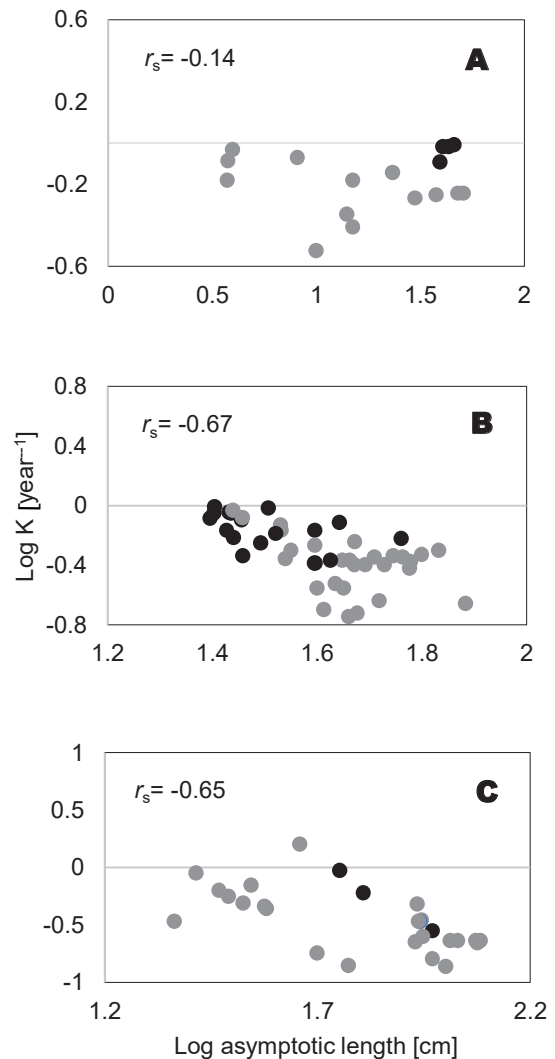


Fig. 8. Auximetric plots of (A) Characidae, (B) Prochilodontidae, and (C) Serrasalminidae; growth parameters: black circles, this study; grey circles, other studies

- Junk W.J.** 1983. 4. Aquatic habitats in Amazonia. The Environmentalist **3** (Suppl. 5): 24–34. DOI: [10.1016/S0251-1088\(83\)90199-7](https://doi.org/10.1016/S0251-1088(83)90199-7)
- King M.** 2007. Fisheries biology, assessment and management. Blackwell Publishing, Oxford, UK.
- Kirkwood G., Aukland R., Zara S.** 2001. Length frequency distribution analysis (LFDA). MRAG Ltd., London, UK.
- Li W., Zhang P., Ye J., Li L., Baker P.A.** 2011. Impact of two different types of El Niño events on the Amazon climate and ecosystem productivity. Journal of Plant Ecology **4** (1–2): 91–99. DOI: [10.1093/jpe/rtq039](https://doi.org/10.1093/jpe/rtq039)
- Lizama M.A.P., Ambrósio A.M.** 2003. Crescimento, recrutamento e mortalidade do pequi *Moenkhausia intermédia* (Osteichthyes, Characidae) na planície de inundação do alto rio Paraná, Brasil. [Growth, recruitment and mortality of pequi *Moenkhausia intermedia* (Osteichthyes, Characidae) in the floodplains of the upper Paraná river, Brazil.] Acta Scientiarum Biological Sciences **25** (2): 329–333. [In Portuguese.] DOI: [10.4025/actascibiolsci.v25i2.2020](https://doi.org/10.4025/actascibiolsci.v25i2.2020)
- Lourenço L.S., Fernandes I.M., Suárez Y.R.** 2012. Spatial and temporal variation in the population structure of *Hemigrammus marginatus* (Characiformes: Characidae) in streams of the Ivinhema River basin, Brazil. Zoologia (Curitiba) **29** (4): 300–307. DOI: [10.1590/S1984-46702012000400003](https://doi.org/10.1590/S1984-46702012000400003)
- Lopes G.C.S.L., Catarino M.F., Lima A.C., Freitas E.C.** 2016. Small-scale fisheries in the Amazon basin: General patterns and diversity of fish landings in five sub-basins. Boletim do Instituto de Pesca **42** (4): 889–900. DOI: [10.20950/1678-2305.2016v42n4p889](https://doi.org/10.20950/1678-2305.2016v42n4p889)
- Pardo S.A., Cooper A.B., Dulvy N.K.** 2013. Avoiding fishy growth curves. Methods in Ecology and Evolution **4** (4): 353–360. DOI: [10.1111/2041-210x.12020](https://doi.org/10.1111/2041-210x.12020)
- Pauly D.** 1998. Tropical fishes: Patterns and propensities. Journal of Fish Biology **53** (Suppl. A): 1–17. DOI: [10.1111/j.1095-8649.1998.tb01014.x](https://doi.org/10.1111/j.1095-8649.1998.tb01014.x)

Table 1

Complementary information, for the estimation of growth parameters of five species from six Amazonian rivers

Species	First maturity		River	Year	Maximum size (FL) [cm]	
	Length (FL) [cm]	Age [year]				
<i>Brycon amazonicus</i>	37 ¹	2 ²	Amazonas	2003–2004	46	
			Japurá	1998–2000	48	
			Juruá	1998–2000	46	
			Purus	2003–2004	46	
<i>Piaractus brachipomus</i>	59 ³	3 ⁴	Amazonas	2000–2004	68	
			Japurá	1998–2004	76	
			Purus	1999–2004	70	
<i>Prochilodus nigricans</i>	27 ¹	2 ⁵	Amazonas	1995–1996	44	
			Japurá	1998–2000	38	
			Madeira	1995–1996	48	
			Purus	1995–1996	50	
<i>Semaprochilodus insignis</i>	23 ¹	2 ⁶	Amazonas	1995–1996	46	
				1999–2000	35	
			Juruá	2002–2004	34	
				1995–1996	28	
				Madeira	1995–1996	38
				1999–2001	31	
				Negro	1995–1996	32
				1998–2000	31	
			Purus	2001–2004	29	
				2002–2004	31	
Amazonas	1995–1996	32				
2001–2003	30					
<i>Semaprochilodus taeniurus</i>	22 ¹	2 ⁶	Madeira	1995–1996	32	
				Negro	2001–2004	32
			Purus	1998–2000	31	

Values of the length at first maturity, available in the literature, were converted into fork length (FL) using the species-specific, length–length equation, which is available in Froese and Pauly (2018); ¹Santos et al. 2006, ²Lopes et al. 2016, ³Froese and Pauly 2018, ⁴Escobar et al. 2015, ⁵Santana and Freitas 2013, ⁶Vieira unpublished*.

*Vieira E. 2003. Dinâmica sazonal e interanual da estrutura populacional e do impacto da exploração pesqueira do Jaraqui de escama fina (*Semaprochilodus taeniurus*) e Jaraqui escama grossa (*S. insignis*) (Schomburgk, 1841) em subsistemas hidrográficos da Amazônia Central. [Seasonal and interannual dynamics of the population structure and the impact of fisheries exploitation of silver prochilodus (*Semaprochilodus taeniurus*) and kissing prochilodus (*S. insignis*) (Schomburgk, 1841) on hydrographic subsystems of Central Amazonia.] Doctoral thesis, INPA/UFAM, Manaus, Brazil. [In Portuguese.]

Table 2

Growth parameters of Characidae, Prochilodontidae, and Serrasalminidae

Species	L_{∞}	K	Reference
<i>Astyanax altiparanae</i> Garutti et Britski, 2000	14.0	0.45	Froese and Pauly 2018
	15.0	0.39	
	15.0	0.66	
<i>Brycon amazonicus</i> (Spix et Agassiz, 1829)	43.3	0.96	This study
	40.6	0.96	
	39.4	0.81	
	46.1	0.98	Santos Filho and Batista 2009
	51.0	0.57	
	48.0	0.57	
<i>Brycon opalinus</i> (Cuvier, 1819)	29.8	0.54	Gomiero et al. 2007
	37.7	0.56	
<i>Hemigrammus marginatus</i> Ellis, 1911	3.7	0.66	Lourenço et al. 2012
<i>Moenkhausia dichroua</i> (Kner, 1858)	8.1	0.85	Cunha et al. 2007
<i>Moenkhausia intermedia</i> Eigenmann, 1908	10.0	0.30	Lizama and Ambrósio 2003
<i>Odontostilbe pequirá</i> (Steindachner, 1882)	4.0	0.93	Tondato et al. 2012
<i>Oligosarcus hepsetus</i> (Cuvier, 1829)	23.3	0.72	Carmassi et al. 2011
<i>Prochilodus brevis</i> Steindachner, 1875	47.0	0.57	Froese and Pauly 2018
<i>Prochilodus lineatus</i> (Valenciennes, 1837)	33.9	0.74	Froese and Pauly 2018
	34.0	0.68	
	39.5	0.41	
	44.5	0.43	
	45.9	0.43	
	47.5	0.19	
	49.2	0.40	
	51.2	0.45	
	52.3	0.23	
	53.5	0.40	
	76.5	0.22	
55.7	0.46	Vicentin et al. 2012	
<i>Prochilodus magdalenae</i> Steindachner, 1879	39.4	0.54	Froese and Pauly 2018
	43.1	0.30	
	44.7	0.28	
	59.8	0.38	
	60.0	0.42	
<i>Prochilodus mariae</i> Eigenmann, 1922	46.9	0.40	Pérez-Lozano and Aniello 2013
<i>Prochilodus nigricans</i> Spix et Agassiz, 1829	39.5	0.68	This study
	32.1	0.96	
	43.9	0.77	
	57.7	0.60	Ruffino and Isaac 1995
	68.0	0.50	
	58.0	0.45	
	34.6	0.44	Catarino et al. 2014
	45.8	0.18	Silva and Stewart 2006
	39.8	0.28	Isaac et al. 2012
63.0	0.47		
<i>Prochilodus reticulatus</i> Valenciennes, 1850	41.0	0.20	Froese and Pauly 2018
<i>Semaprochilodus insignis</i> (Jardine, 1841)	42.2	0.43	This study
	25.3	0.89	
	28.6	0.80	
	27.3	0.89	
	39.4	0.41	
	24.9	0.82	
	31.1	0.56	

Table continues on next page.

* See footnote on page 309.

Table 2 cont.

Species	L_{∞}	K	Reference
	27.0	0.90	
	27.6	0.61	
	26.8	0.68	
<i>Semaprochilodus taeniurus</i> (Valenciennes, 1821)	28.7	0.83	This study
	25.4	0.98	
	33.2	0.65	
	27.5	0.93	
	28.7	0.46	
	35.5	0.50	Isaac et al. 2012
<i>Colossoma macropomum</i> (Cuvier, 1816)	121.0	0.23	Ruffino and Isaac 1995
	118.0	0.23	
	119.9	0.23	Isaac and Ruffino 1996
	107.0	0.23	Froese and Pauly 2018
	88.7	0.25	Pérez-Lozano and Aniello 2013
	119.0	0.22	Isaac et al. 2012
	85.1	0.23	Penna et al. 2005
	100.4	0.14	
	93.3	0.16	Villacorta-Corrêa unpublished*
<i>Myloplus rhomboidalis</i> (Cuvier, 1818)	38.0	0.44	Froese and Pauly 2018
<i>Mylossoma duriventre</i> (Cuvier, 1818)	33.5	0.49	Pérez-Lozano and Aniello 2013
	31.0	0.56	Isaac et al. 2012
<i>Piaractus brachipomus</i> (Cuvier, 1818)	56.6	0.94	This study
	93.4	0.28	
	64.3	0.60	
	45.6	1.59	Froese and Pauly 2018
	102.9	0.23	Pérez-Lozano and Aniello 2013
	88.0	0.35	Isaac et al. 2012
<i>Piaractus mesopotamicus</i> (Holmberg, 1887)	50.0	0.18	Ambrósio et al. 2014
	59.2	0.14	
	87.2	0.34	Peixer et al. 2007
	86.5	0.34	
	86.0	0.48	Vaz unpublished*
<i>Pygocentrus cariba</i> (von Humboldt, 1821)	37.6	0.46	Pérez-Lozano and Aniello 2013
<i>Pygocentrus nattereri</i> Kner, 1858	26.0	0.89	Froese and Pauly 2018
	29.4	0.63	Bevilaqua and Soares 2010
	35.0	0.70	Isaac et al. 2012
<i>Serrasalmus spilopleura</i> Kner, 1858	23.1	0.34	Sousa et al. 2013

L_{∞} = asymptotic length, K = growth coefficient.

* See footnote on page 309.

Table 3

Growth parameters estimates for five species of six Amazonian rivers

Species	River	Year	N	Results				
				L_{∞}	K	t_0	C	WP
<i>Brycon amazonicus</i>	Amazonas	2003–2004	911	43.29	0.96	-0.39	0.99	Dec
	Japurá	1998–2000	819	40.63	0.96	-0.64	1.00	Dec
	Juruá	1998–2000	1942	39.38	0.81	-0.94	0.99	Apr
	Purus	2003–2004	736	46.07	0.98	-0.23	0.93	Jan
<i>Piaractus brachipomus</i>	Amazonas	2000–2004	591	56.57	0.94	-0.14	1.00	May
	Japurá	1998–2004	1147	93.43	0.28	-0.83	1.00	Oct
	Purus	1999–2004	1468	64.29	0.60	-0.61	1.00	Sep
<i>Prochilodus nigricans</i>	Amazonas	1995–1996	1643	39.45	0.68	-0.94	0.76	Sep
	Japurá	1998–2000	830	32.14	0.96	-0.71	0.99	Oct
	Madeira	1995–1996	696	43.90	0.77	-0.40	0.31	Nov
	Purus	1995–1996	1673	57.65	0.60	-0.87	0.96	Jul
<i>Semaprochilodus insignis</i>		1995–1996	2920	42.21	0.43	-0.24	1.00	May
	Amazonas	1999–2000	6667	25.29	0.89	-0.83	1.00	Nov
		2002–2004	4216	28.57	0.80	-0.38	0.83	May
	Juruá	1995–1996	423	27.29	0.89	-0.30	0.83	Mar
		1995–1996	1331	39.39	0.41	-0.64	0.75	May
	Madeira	1999–2001	3449	24.86	0.82	-0.08	1.00	Mar
		1995–1996	544	31.09	0.56	-0.56	0.94	Nov
	Negro	1998–2000	7109	27.00	0.90	-0.05	1.00	Jun
		2001–2004	1241	27.57	0.61	-0.90	1.00	May
	Purus	2002–2004	2927	26.75	0.68	-0.20	1.00	Feb
<i>Semaprochilodus taeniurus</i>		1995–1996	1122	28.69	0.83	-0.08	0.82	July
	Amazonas	2001–2003	1850	25.36	0.98	-0.53	1.00	Jan
	Madeira	1995–1996	563	33.17	0.65	-0.77	1.00	Oct
	Negro	2001–2004	1310	27.50	0.93	-0.23	1.00	Dec
	Purus	1998–2000	4346	28.73	0.46	-0.87	1.00	Oct

L_{∞} = asymptotic length, K = growth coefficient, t_0 = theoretical age at zero length, C = relative amplitude of seasonal oscillations, WP = winter point.

Pauly D., David N. 1981. ELEFAN I, a BASIC program for the objective extraction of growth parameters from length-frequency data. *Berichte der Deutschen wissenschaftlichen Kommission für Meeresforschung* **28** (4): 205–211.

Peixer J., Catella A.C., Petrere Júnior M. 2007. Yield per recruit of the pacu *Piaractus mesopotamicus* (Holmberg, 1887) in the pantanal of Mato Grosso do Sul, Brazil. *Brazilian Journal of Biology* **67** (3): 561–567. DOI: [10.1590/S1519-69842007000300023](https://doi.org/10.1590/S1519-69842007000300023)

Penna M.A.H., Villacorta-Corrêa M.A., Walter T., Petrere-Jr M. 2005. Growth of tambaqui *Colossoma macropomum* (Cuvier) (Characiformes: Characidae): Which is the best model? *Brazilian Journal of Biology* **65** (1):129–139. DOI: [10.1590/S1519-69842005000100017](https://doi.org/10.1590/S1519-69842005000100017)

Pérez-Lozano A., Aniello B. 2013. Parámetros poblacionales de los principales recursos pesqueros de la cuenca del río Apure, Venezuela (2000–2003). *Latin American Journal of Aquatic Research* **41** (3): 447–458. DOI: [10.3856/vol41-issue3-fulltext-8](https://doi.org/10.3856/vol41-issue3-fulltext-8)

Ruffino M.L., Isaac V.J. 1995. Life cycle and biological parameters of several Brazilian Amazon fish species. *Naga, the ICLARM Quarterly* **18** (4): 41–45.

Santana I.F., Freitas C.E.C. 2013. A time series analysis of *Prochilodus nigricans* landings caught by small-scale fisheries in the lower stretch of the Amazon River. *Brazilian Journal of Biology* **73** (1): 53–59. DOI: [10.1590/S1519-69842013000100007](https://doi.org/10.1590/S1519-69842013000100007)

Santos G., Ferreira E., Zuanon J. 2006. Peixes comerciais de Manaus. [Commercial fishes of Manaus.] IBAMA, PROVÁRZEA, Manaus, Brazil. [In Portuguese.]

- Santos Filho L.C., Batista V.S.** 2009. Dinâmica populacional da matrinxã *Brycon amazonicus* (Characidae) na Amazônia central. [Population dynamics of matrinxã, *Brycon amazonicus* (Characidae) in central Amazon. *Zoologia* (Curitiba) **26**: 195–203. [In Portuguese.] DOI: [10.1590/S1984-46702009000200001](https://doi.org/10.1590/S1984-46702009000200001)
- Silva E.A., Stewart D.J.** 2006. Age structure and survival rates of the commercial fish *Prochilodus nigricans* (bocachico) in north-eastern Ecuador. *Environmental Biology of Fishes* **77** (1): 63–77. DOI: [10.1007/s10641-006-9055-y](https://doi.org/10.1007/s10641-006-9055-y)
- Sousa F.B., Soares M.G.M., Prestes L.** 2013. Population dynamics of the yellow piranha *Serrasalmus spilopleura* Kner, 1858 (Characidae, Serrasalminae) in the Amazonian floodplain lakes. *Acta Scientiarum Biological Sciences* **35** (3): 367–372. DOI: [10.4025/actasciobiolsci.v35i3.15749](https://doi.org/10.4025/actasciobiolsci.v35i3.15749)
- Tomasella J., Pinho P.F., Borma L.S., Marengo J.A., Nobre C.A., Bittencourt O.R.F.O., Prado M.C.R., Rodriguez D.A., Cuartas L.A.** 2012. The droughts of 1997 and 2005 in Amazonia: Floodplain hydrology and its potential ecological and human impacts. *Climatic Change* **116** (3–4): 723–746. DOI: [10.1007/s10584-012-0508-3](https://doi.org/10.1007/s10584-012-0508-3)
- Tondato K.K., Fialho C.B., Suárez Y.R.** 2012. Life history traits of *Odontostilbe pequirá* (Steindachner, 1882) in the pantanal of Porto Murtinho, Mato Grosso do Sul State, Brazil. *Oecologia Australis* **16** (4): 878–890. DOI: [10.4257/oeco.2012.1604.11](https://doi.org/10.4257/oeco.2012.1604.11)
- Vicentin W., Rocha A.S., Rondon P.L., Costa E.S.C., Suárez Y.** 2012. Parâmetros populacionais, período reprodutivo e crescimento de *Prochilodus lineatus* (Characiformes, Prochilodontidae) na cabeceira do rio Miranda, alto rio Paraguai. [Populational parameters, reproductive period and growth of *Prochilodus lineatus* (Characiformes, Prochilodontidae) in the headwaters of Miranda River, Upper Paraguai River. *Oecologia Australis* **16** (4): 891–904. [In Portuguese.] DOI: [10.4257/oeco.2012.1604.12](https://doi.org/10.4257/oeco.2012.1604.12)

Received: 20 November 2017

Accepted: 24 May 2018

Published electronically: 30 September 2018