



Constraints on a special running vacuum model

Chao-Qiang Geng^{1,2,3,4,a}, Chung-Chi Lee^{5,b}, Lu Yin^{3,c}¹ School of Fundamental Physics and Mathematical Sciences, Hangzhou Institute for Advanced Study, UCAS, Hangzhou 310024, China² International Centre for Theoretical Physics Asia-Pacific, Beijing/Hangzhou, China³ Department of Physics, National Tsing Hua University, Hsinchu 300, Taiwan⁴ National Center for Theoretical Sciences, Hsinchu 300, Taiwan⁵ DAMTP, Centre for Mathematical Sciences, University of Cambridge, Wilberforce Road, Cambridge CB3 0WA, UK

Received: 12 June 2019 / Accepted: 14 January 2020 / Published online: 29 January 2020

© The Author(s) 2020

Abstract We study a special running vacuum model (RVM) with $\Lambda = 3\alpha H^2 + 3\beta H_0^4 H^{-2} + \Lambda_0$, where α , β and Λ_0 are the model parameters and H is the Hubble one. This RVM has non-analytic background solutions for the energy densities of matter and radiation, which can only be evaluated numerically. From the analysis of the CMB power spectrum and baryon acoustic oscillation along with the prior of $\alpha > 0$ to avoid having a negative dark energy density, we find that $\alpha < 2.83 \times 10^{-4}$ and $\beta = (-0.2^{+3.9}_{-4.5}) \times 10^{-4}$ (95% C.L.). We show that the RVM fits the cosmological data comparably to the Λ CDM. In addition, we relate the fluctuation amplitude σ_8 to the neutrino mass sum Σm_ν .

1 Introduction

Since the discovery of the accelerated expanding universe in 1998 [1, 2], dark energy has been the most popular scenario to explain this phenomenon [3]. Among the various theories, the Lambda Cold Dark Matter (Λ CDM) model is the simplest one to reveal the nature of our universe, which also fits well with all cosmological observational data. Unfortunately, the Λ CDM model has some theoretical unsatisfactoriness, such as “fine-tuning” [4, 5] and “coincidence” [6, 7] problems.

In order to resolve the “coincidence” problem, people have proposed various models to improve the cosmological constant of Λ in the Einstein’s equation, such as the running vacuum models (RVMs) [8–23]. In this kind of the models, Λ , instead of being a constant, is a function of the Hubble parameter H , and decays to matter and radiation [8]. It has been shown that the RVMs are suitable in describing the cosmological evolutions on both background and

linear perturbation levels in the literature [16–33]. In these studies, the Hubble parameter H has been used to compose many forms of $\Lambda = \sum A_n H^{2n}$ with a non-negative integer n , where A_n is a mass dimension $2(1 - n)$ constant. In this paper, we consider the specific extension of RVM from Ref. [22], in which a negative power term is proposed, $\Lambda = 3\alpha H^2 + 3\beta H_0^4 H^{-2} + \Lambda_0$, where α and β are the model parameters. Clearly, this RVM goes back to Λ CDM when $\alpha = \beta = 0$. Only in this case, Λ_0 plays the role of the cosmological constant. Naively, it is expected that the values of α and β should be close to zero in order to fit the current cosmological observations. However, in some of the RVMs, the model parameters have been shown to be non-zero and sizable [15–21]. It is interesting to explore if our special form of the RVMs also has this peculiar feature.

In this study, we plan to fit this RVM by using the most recent observational data. In particular, we use the **CAMB** [34] and **CosmoMC** [35] packages with the Markov chain Monte Carlo (MCMC) method. Since this model has no analytical solution for the energy density of matter or radiation, we modify the **CAMB** program to get the background evolution.

This paper is organized as follows. In Sect. 2, we introduce our special RVM. We also derive the evolution equations for matter and radiation in the linear perturbation theory. In Sect. 3, we present our numerical calculations. In particular, we show the CMB and matter power spectra and the constraints on the model-parameters from several cosmological observation datasets. Finally, our conclusions are given in Sect. 4.

^a e-mail: geng@phys.nthu.edu.tw^b e-mail: lee.chungchi16@gmail.com^c e-mail: yinlu@gapp.nthu.edu.tw

2 Running vacuum model

We start with the Einstein equation, written as

$$R_{\mu\nu} - \frac{1}{2}Rg_{\mu\nu} + \Lambda g_{\mu\nu} = 8\pi GT_{\mu\nu}^M, \tag{1}$$

where $R = g^{\mu\nu}R_{\mu\nu}$ is the Ricci scalar, Λ is the cosmological constant, G is the gravitational constant and $T_{\mu\nu}^M$ is the energy-momentum tensor of matter and radiation. For the homogeneous and isotropic universe, we use the Friedmann–Lemaître–Robertson–Walker (FLRW) metric, given by

$$ds^2 = -dt^2 + a^2(t)\delta_{ij}dx^i dx^j. \tag{2}$$

Consequently, the Friedmann equations are found to be

$$H^2 = \frac{8\pi G}{3}(\rho_m + \rho_r + \rho_\Lambda), \tag{3}$$

$$\dot{H} = -4\pi G(\rho_m + \rho_r + \rho_\Lambda + P_m + P_r + P_\Lambda), \tag{4}$$

where $H = da/(adt)$ is the Hubble parameter and $\rho_{m,r,\Lambda}$ ($P_{m,r,\Lambda}$) represent the energy densities (pressures) of matter, radiation and dark energy, respectively. In this work, we consider Λ to be the specific function of the Hubble parameter, given by

$$\Lambda = 3\alpha H^2 + 3\beta H_0^4 H^{-2} + \Lambda_0. \tag{5}$$

Here, α and β are dimensionless model-parameters. It is clear that the Λ CDM model is recovered by taking $\alpha = 0$ and $\beta = 0$. This special model is inspired by the studies of $\Lambda = c_0 + c_1 H^2 + c_2 H^{-n}$ in Refs. [22, 23]. It is convenient to define the equations of state for matter, radiation and dark energy by

$$w_{m,r,\Lambda} = \frac{P_{m,r,\Lambda}}{\rho_{m,r,\Lambda}} = 0, \frac{1}{3}, -1, \tag{6}$$

respectively.

In the RVM, dark energy decays to radiation and matter in the evolution of the universe, so that the continuity equations can be written as,

$$\dot{\rho}_M + 3H(1 + w_M)\rho_M = Q, \tag{7}$$

$$\dot{\rho}_\Lambda + 3H(1 + w_\Lambda)\rho_\Lambda = -Q, \tag{8}$$

where $\rho_\Lambda = \Lambda/(8\pi G)$, $\rho_M = \rho_m + \rho_r$, $w_M = (P_m + P_r)/\rho_M$ and $Q = Q_m + Q_r$ with $Q_{m(r)}$ the decay rate of dark energy to matter (radiation). By combining Eqs. (5) and (7), the coupling Q_μ with $\mu = m$ or r is given by

$$Q_\mu = -\frac{\dot{\rho}_\Lambda(\rho_\mu + P_\mu)}{\rho_M + P_M} = 3H\left(\alpha - \beta\frac{H_0^4}{H^4}\right)(1 + w_\mu)\rho_\mu, \tag{9}$$

with $P_M = P_m + P_r$.

The energy densities of matter and radiation can be evaluated from

$$\frac{\rho'_\mu}{\rho_\mu} = 3(1 + w_\mu)\left(\alpha - \beta\frac{H_0^4}{H^4} - 1\right), \tag{10}$$

derived from Eq. (7), where “ $\dot{\rho}$ ” stands for the derivative with respect to $\ln a$ and $\rho'_\mu = \dot{\rho}_\mu/H$. However, there are no analytical solutions for $\rho_{m,r}$ in Eq. (10). From the modified **CAMB** program, we can solve Eq. (10) numerically. Note that $\alpha \geq 0$ is chosen to avoid the negative dark energy density in the early universe.

In our calculation, we use the conformal time τ in order to perform the perturbation theory in the synchronous gauge. From the standard linear perturbation theory [36], we can derive the growth equation of the density perturbation in the RVM. In the synchronous gauge, the metric is given by

$$ds^2 = a^2(\tau)[-d\tau^2 + (\delta_{ij} + h_{ij})dx^i dx^j], \tag{11}$$

where $i, j = 1, 2, 3$ and

$$h_{ij} = \int d^3k e^{i\vec{k}\cdot\vec{x}} \left[\hat{k}_i \hat{k}_j h(\vec{k}, \tau) + 6\left(\hat{k}_i \hat{k}_j - \frac{1}{3}\delta_{ij}\right) \eta(\vec{k}, \tau) \right], \tag{12}$$

with the k -space unit vector of $\hat{k} = \vec{k}/k$ and two scalar perturbations of $h(\vec{k}, \tau)$ and $\eta(\vec{k}, \tau)$. The conservation equation is given by $\nabla^\nu(T_{\mu\nu}^M + T_{\mu\nu}^\Lambda) = 0$ with $\delta T_0^0 = -\delta\rho_m$, $\delta T_i^0 = -T_0^i = (\rho_M + P_M)v_M^i$ and $\delta T_j^i = \delta P_M \delta_j^i$.

As shown in Refs. [37, 38], there are two basic perturbation equations, given by

$$\sum_{i=\Lambda, M} \delta\rho_i + 3\delta\frac{\dot{a}}{a}(\rho_i + P_i) + 3\mathcal{H}(\delta\rho_i + \delta P_i) = 0, \tag{13}$$

$$\sum_{i=\Lambda, M} \dot{\theta}_i(\rho_i + P_i) + \theta_i(\dot{\rho}_i + \dot{P}_i + 5\frac{\dot{a}}{a}(\rho_i + P_i)) = \frac{k^2}{a} \sum_{i=\Lambda, M} \delta P_i, \tag{14}$$

where $\delta\rho_i$ represent the density fluctuations, and θ_i are the corresponding velocities. As there is no peculiar velocity for dark energy, we take $\theta_\Lambda = 0$. In addition, we assume that $\delta\rho_M \gg \delta\rho_\Lambda$ and $\delta\dot{\rho}_M \gg \delta\dot{\rho}_\Lambda$ in our model. As a result, we can ignore the discussion for the dark energy perturbation. For the matter perturbation, the growth equations are given by

$$\dot{\delta}_\mu = -(1 + w_\mu)\left(\theta_\mu + \frac{\dot{h}}{2}\right) - 3\frac{\dot{a}}{a}\left(\frac{\delta P_\mu}{\delta\rho_\mu} - w_\mu\right)\delta_\mu - \frac{Q_\mu}{\rho_\mu}\delta_\mu, \tag{15}$$

$$\dot{\theta}_\mu = -\frac{\dot{a}}{a}(1 - 3w_\mu)\theta_\mu - \frac{\dot{w}_\mu}{1 + w_\mu}\theta_\mu + \frac{\delta P_\mu/\delta\rho_\mu}{1 + w_\mu}k^2\delta_\mu - \frac{Q_\mu}{\rho_\mu}\theta_\mu, \tag{16}$$

where $\delta_\mu \equiv \delta\rho_\mu/\rho_\mu$ and $\mu = m, r$.

3 Numerical calculations

As mentioned in the previous section, we modify the **CAMB** program to solve Eq. (10). In our calculation, ρ_m and ρ_r are evaluated in terms of $\log a$ from the current universe to the past. By performing the **CosmoMC** program [35], we fit the RVM from the observational data with the MCMC method. The dataset includes those of the CMB temperature fluctuation from *Planck 2015* with TT, TE, EE and low- l polarization [39–41], the baryon acoustic oscillation (BAO) data from 6dF Galaxy Survey [42,43], the WiggleZ Dark Energy Survey [44] and BOSS [45–47] and the redshift space distortion (RSD) data from SDSS-III BOSS[48]. The BAO data points are shown in Table 1.

In addition, the χ^2 fit is given by

$$\chi^2 = \chi_{BAO}^2 + \chi_{CMB}^2 + \chi_{RSD}^2. \tag{17}$$

For the BAO, the observation measures the distance ratio of $d_z \equiv r_s(z_d)/D_V(z)$, where D_V is the volume-averaged distance and $r_s(z_d)$ is the comoving sound horizon with z_d the redshift at the drag epoch [49]. Here, $D_V(z)$ is defined as [50]

$$D_V(z) \equiv \left[(1+z)^2 D_A^2(z) \frac{z}{H(z)} \right]^{1/3}, \tag{18}$$

where $D_A(z)$ is the proper angular diameter distance, given by

$$D_A(z) = \frac{1}{1+z} \int_0^z \frac{dz'}{H(z')}, \tag{19}$$

while $r_s(z)$ is described by

$$r_s(z) = \frac{1}{\sqrt{3}} \int_0^{1/(1+z)} \frac{da}{a^2 H(z'=1/a) \sqrt{1 + (3\Omega_b^0/4\Omega_\gamma^0)a}}, \tag{20}$$

where Ω_b^0 and Ω_γ^0 are the present values of baryon and photon density parameters, respectively. The χ^2 value for the BAO data is given by

$$\chi_{BAO}^2 = \sum_{i=1}^n \frac{(D_V/r_s^{th}(z_i) - D_V/r_s^{obs}(z_i))^2}{\sigma_i^2}, \tag{21}$$

where n is the number of the BAO data points and σ_i correspond to the errors of the data, given by Table 1. Here, the subscripts of “th” and “obs” represent the theoretical and observational values of the volume-averaged distance, respectively.

The CMB is sensitive to the distance to the decoupling epoch z_* . It constrains the model in the high redshift region

of $z \sim 1000$. The χ^2 value of the CMB data can be calculated by

$$\chi_{CMB}^2 = \left(x_{i,CMB}^{th} - x_{i,CMB}^{obs} \right) \left(C_{CMB}^{-1} \right)_{ij} \left(x_{j,CMB}^{th} - x_{j,CMB}^{obs} \right), \tag{22}$$

where C_{CMB}^{-1} is the inverse covariance matrix and $x_{i,CMB} \equiv (l_A(z_*), R(z_*), z_*)$ with the acoustic scale l_A and shift parameter R , defined by

$$l_A(z_*) \equiv (1+z_*) \frac{\pi D_A(z_*)}{r_s(z_*)} \tag{23}$$

and

$$R(z_*) \equiv \sqrt{\Omega_m^0} H_0 (1+z_*) D_A(z_*), \tag{24}$$

respectively.

For the RSD measurements, we use

$$\chi_{RSD}^2 = \sum_{i=1}^n \left(D_{z_i}^{obs} - D_{z_i}^{th} \right)^T C_{z_i}^{-1} \left(D_{z_i}^{obs} - D_{z_i}^{th} \right), \tag{25}$$

$$D_z = \begin{pmatrix} f(z)\sigma_8(z) \\ H(z)r_s(z_d) \\ D_A(z)/r_s(z_d) \end{pmatrix} \tag{26}$$

where σ_8 is the amplitude of the over-density at the comoving $8h^{-1}$ Mpc scale and $f(z)=\delta'/\delta$ with δ the evolution of the matter density contrast.

The data points in RSD are given by

$$D_{0.32}^{obs} = \begin{pmatrix} 0.45960 \\ 11.753 \\ 6.7443 \end{pmatrix} \quad \text{and} \quad D_{0.57}^{obs} = \begin{pmatrix} 0.41750 \\ 13.781 \\ 9.3276 \end{pmatrix}, \tag{27}$$

with the covariance matrices being

$$C_{0.32}^{-1} = \begin{pmatrix} 406.87 & -16.551 & -64.272 \\ -16.551 & 6.0291 & -5.6683 \\ -64.272 & -5.6683 & 44.018 \end{pmatrix} \quad \text{and} \tag{28}$$

$$C_{0.57}^{-1} = \begin{pmatrix} 1402.2 & -24.384 & -202.70 \\ -24.384 & 19.007 & -15.976 \\ -202.70 & -15.976 & 95.850 \end{pmatrix},$$

respectively.

The priors of the various cosmological parameters are listed in Table 2. Here, we have set α to be a positive number to avoid having a negative dark energy density.

In Fig. 1, we show the CMB power spectra in the Λ CDM and RVM with several different sets of α and β . In the figure, we see that both model parameters α and β in Eq. (5) are expected to be smaller than 0.0001 as illustrated by the blue line, which almost coincides with the Λ CDM one (black). In the green and red lines with $\alpha = 0.01$, the first acoustic peaks are reduced, which could result from too much contribution from dark energy to the total energy density to suppress the baryon part [51]. In this case, the overall shift

Table 1 BAO data points

	z	BAO(D_V/r_s)	Ref.		z	BAO(D_V/r_s)	Ref.
1	0.097	2.52 ± 0.12	[43]	6	0.44	11.57 ± 0.56	[44]
2	0.106	2.976 ± 0.176	[42]	7	0.56	13.70 ± 0.12	[46]
3	0.15	4.47 ± 0.17	[45]	8	0.60	14.98 ± 0.68	[44]
4	0.122	3.65 ± 0.12	[43]	9	0.73	16.97 ± 0.58	[44]
5	0.32	8.62 ± 0.15	[46]				
	z	BAO(D_A/r_s)	Ref.				
3	1.52	12.48 ± 0.71	[47]				

Table 2 Priors for cosmological parameters with $\Lambda = 3\alpha H^2 + 3\beta H_0^4/H^2 + \Lambda_0$

Parameter	Prior
Model parameter α	$0 \leq 10^4 \alpha \leq 10$
Model parameter β	$-10 \leq 10^4 \beta \leq 10$
Baryon density parameter	$0.5 \leq 100\Omega_b h^2 \leq 10$
CDM density parameter	$0.1 \leq 100\Omega_c h^2 \leq 99$
Optical depth	$0.01 \leq \tau \leq 0.8$
Neutrino mass sum	$0 \leq \Sigma m_\nu \leq 2 \text{ eV}$
Soundhorizon Angular diameter distance	$0.5 \leq 100\theta_{MC} \leq 10$
Scalar power spectrum amplitude	$2 \leq \ln(10^{10} A_s) \leq 4$
Spectral index	$0.8 \leq n_s \leq 1.2$

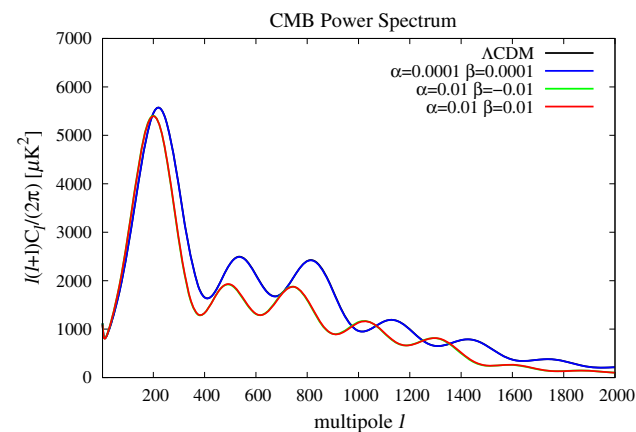


Fig. 1 CMB power spectra for the Λ CDM and RVM with different sets of α and β , where $\alpha = 0.0001$ and $\beta = 0.0001$ in the RVM are illustrated by the blue line, which almost coincides with the black one from Λ CDM, while the green and red lines with $\alpha = 0.01$ are also almost in the same line

of the Doppler peaks towards lower multipoles as a consequence of the increased sound speed of the plasma [51]. Compared with α , the effect of β in the CMB is not obvious, because $H(z)$ is very large due to the H^2 term in the early universe. In Fig. 2, we give the ratio of $\Delta C_\ell/C_\ell$, where ΔC_ℓ is the change between the RVM and Λ CDM for the TT mode of the CMB power spectra, while C_ℓ corresponds to

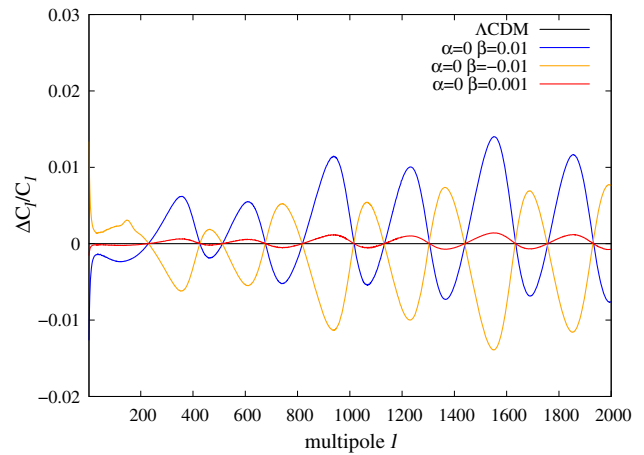


Fig. 2 Ratio of $\Delta C_\ell/C_\ell$, where ΔC_ℓ is the change between the RVM and Λ CDM for the TT mode of the CMB power spectra, while C_ℓ corresponds to the one in Λ CDM

the one in Λ CDM. This figure illustrates the effects from the model-parameter of β from -0.01 to 0.01 . It is clear that the changes in the CMB power spectra due to β are small, so that the results in the RVM will be only slightly different from those in Λ CDM in the early universe. We present the matter power spectra of the RVM in Fig. 3, which behavior similar to those in Figs. 1 and 2. In addition, we demonstrate that the matter power spectra for the RVM and Λ CDM do not have similar evolution paths in the early universe until $k \approx 5$.

In Fig. 4 and Table 3, we present our results of the global fits from several datasets, where the values in the brackets correspond to the best-fit values in the Λ CDM model. In particular, we find that $(\alpha, \beta) = (< 2.83, -0.2^{+3.9}_{-4.5}) \times 10^{-4}$ and $(< 1.57, -0.2 \pm 2.6) \times 10^{-4}$ with 95% and 68% C.L., respectively. Here, $\Omega_\Lambda = (\rho_\Lambda/\rho_C)|_{z=0} = \alpha + \beta + \Lambda_0/(3H_0^2)$ is the fractional dark energy density with $\rho_\Lambda \equiv \Lambda/(8\pi G)$ and $\rho_C = 3H^2/(8\pi G)$. It is interesting to note that the value of $\sigma_8 = 0.835 \pm 0.038$ (95% C.L.) in the RVM is smaller than that of $0.838^{+0.038}_{-0.040}$ (95% C.L.) in Λ CDM. As shown in Table 3, the best fitted χ^2 value in the RVM is 2543.259, which is smaller than 2546.662 in the Λ CDM model. Although the cosmological observables for the best χ^2 fit in the RVM do not significantly deviate from those in Λ CDM, they look

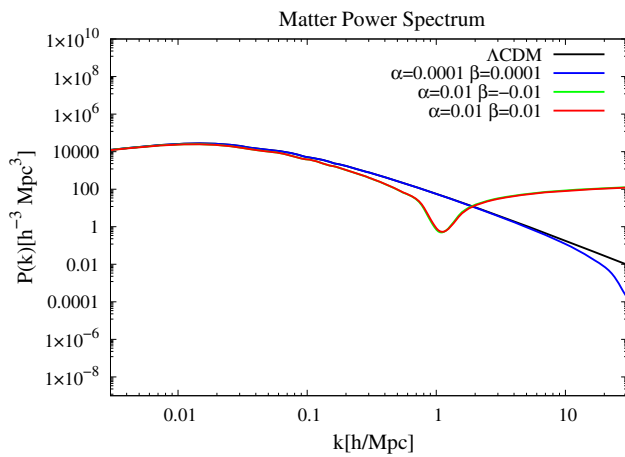


Fig. 3 Matter power spectra for the ΛCDM and RVM, where the legend is the same as Fig. 1

better in all datasets. It implies that the RVM is favored by the cosmological observations. However, we remark that our results can only be viewed as comparable to those in ΛCDM due to the extra parameters in the RVM. In addition, it should be noted that $\alpha \sim \mathcal{O}(10^{-4})$ in our RVM is

about one to two orders of magnitude lower than those of $\alpha \sim \mathcal{O}(10^{-3}) - \mathcal{O}(10^{-2})$ of the corresponding H^2 term in the other RVMs in the literature [15–19]. However, this difference may be due to the fact that the models are actually different as there is no term proportional to negative powers of H in the cases of the other authors.

Another interesting result is about the correlation between the fluctuation amplitude σ_8 and the neutrino mass sum Σm_ν shown in Fig. 5. Many local observations [52–54] have claimed that the value of σ_8 should be smaller than the one given by the Planck measurement [55,56]. We remark that our fitted value of σ_8 is much higher than those in Refs. [55,56] due to the different data set. It is known that the cosmic shear data are important as well and several surveys usually provide values of σ_8 much smaller than those from the Planck data [57]. Nevertheless, we would examine the tendency of σ_8 in our model. In order to reduce σ_8 , we should have a smaller matter amplitude, which is consistent with our fitting result in Fig. 4, in which the RVM has lower values of Ω_b and σ_8 than those in the ΛCDM model. In Fig. 5 we focus on the relationship between σ_8 and Σm_ν , where the red to blue points represent different values of σ_8 from 0.9 to

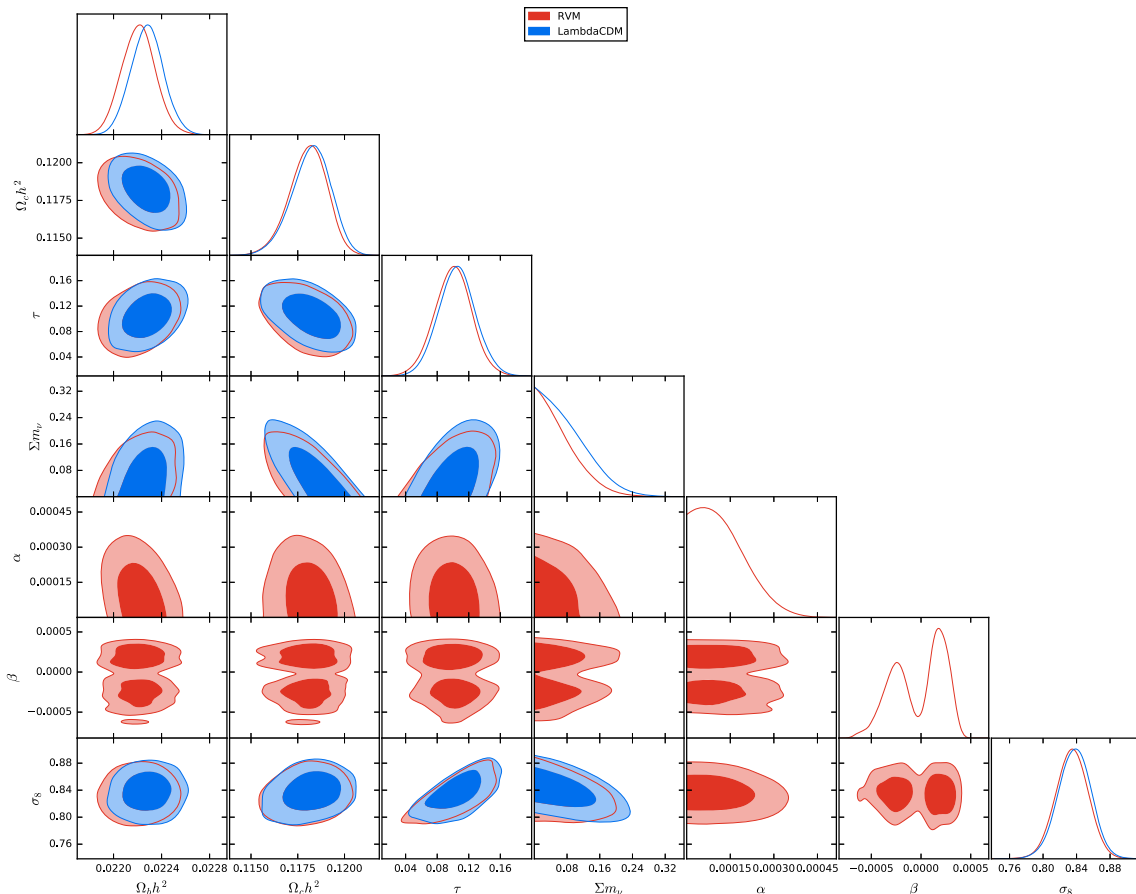
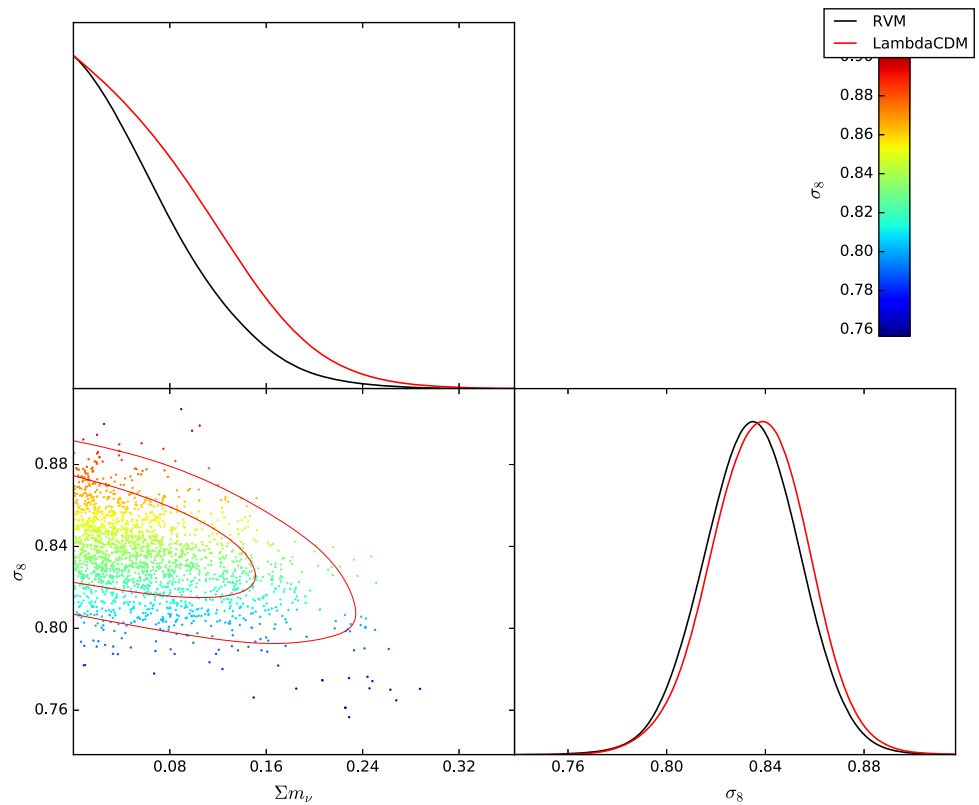


Fig. 4 One and two-dimensional distributions of $\Omega_b h^2, \Omega_c h^2, \tau, \Sigma m_\nu, \alpha, \beta, \sigma_8$, where the contour lines represent 68% and 95% C.L., respectively

Table 3 Fitting results for the RVM and Λ CDM, where the limits are given at 68% and 95% C.L., respectively

Parameter	RVM (68% C.L.)	RVM (95% C.L.)	Λ CDM (68% C.L.)	Λ CDM (95% C.L.)
$\Omega_b h^2$	0.02221 ± 0.00014	$0.02221^{+0.00028}_{-0.00027}$	0.02228 ± 0.00014	$0.02228^{+0.00027}_{-0.00026}$
$\Omega_c h^2$	$0.1181^{+0.00110}_{-0.00090}$	$0.1181^{+0.00190}_{-0.00210}$	$0.1182^{+0.00110}_{-0.00094}$	$0.1182^{+0.00190}_{-0.00220}$
Ω_Λ	$0.6830^{+0.0085}_{-0.0072}$	$0.6830^{+0.0149}_{-0.0130}$	$0.6813^{+0.0131}_{-0.0022}$	$0.6813^{+0.0193}_{-0.0116}$
$100\theta_{MC}$	1.04122 ± 0.00032	1.04122 ± 0.00062	1.04108 ± 0.00030	$1.04108^{+0.00060}_{-0.00059}$
τ	0.100 ± 0.024	0.100 ± 0.047	0.105 ± 0.023	$0.105^{+0.047}_{-0.045}$
Σm_ν	< 0.0774	< 0.160	< 0.0993	< 0.186
$10^4 \alpha$	< 1.57	< 2.83	–	–
$10^4 \beta$	-0.2 ± 2.6	$-0.2^{+3.9}_{-4.5}$	–	–
$\ln(10^{10} A_s)$	3.134 ± 0.046	$3.134^{+0.090}_{-0.092}$	3.142 ± 0.046	$3.142^{+0.091}_{-0.088}$
H_0	$66.66^{+0.45}_{-0.40}$	$66.66^{+0.79}_{-0.85}$	66.92 ± 0.40	$66.92^{+0.76}_{-0.80}$
σ_8	0.835 ± 0.019	0.835 ± 0.038	0.838 ± 0.020	$0.838^{+0.038}_{-0.040}$
$\chi^2_{best-fit}$	2543.259		2546.662	

Fig. 5 One and two-dimensional distributions of Σm_ν and σ_8 , where the contour lines represent 68% and 95% C.L., respectively



0.76. It is clear that a smaller value of σ_8 allows of a larger Σm_ν .

Finally, it is interesting to discuss a specific case with $\Lambda_0 = 0$, which might give us a late-time accelerating epoch at the present time and leads our universe to end up with the de-Sitter space in the far future. Such a future dark energy dominated universe can be discussed by substituting Eq. (5) into Eq. (3) with $\rho_m = \rho_r = 0$, that is

$$H^2 = \alpha H^2 + \beta H_0^4 H^{-2}, \tag{29}$$

which leads to $H^2 = H_0^2 \sqrt{\beta/(1-\alpha)}$, pointing out that the existence of the de-Sitter space appears only if $\beta/(1-\alpha) > 0$. As we have discussed [20,21], $\alpha \sim 1$ gives us a large abundance of the dark energy density in the early universe, so that the observations require the value of α to be small. On the other hand, the negative value of α induces $\rho_\Lambda < 0$ at a high z , which should be avoided. Thus, the allowed window for α is tiny with $1 \gg \alpha \geq 0$. As a result, the de-Sitter space can exist if we have a suitable positive value

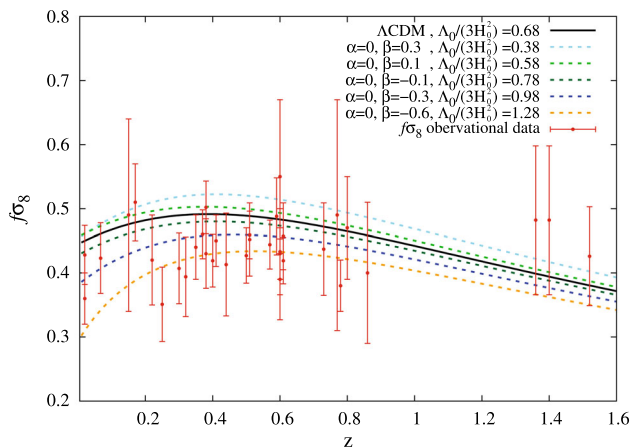


Fig. 6 $f\sigma_8$ as a function of z in our model and Λ CDM, where Ω_Λ is fixed to be 0.68

of $\beta \sim \mathcal{O}(1)$. This special case not only keeps the late-time accelerating universe but also further reduces the model parameters by one, i.e., $\Lambda_0 = 0$. We show the evolution of $f\sigma_8$ in Fig. 6 with $\alpha = 0$ and different values of Λ_0 and β . Here, to illustrate the behavior of $f\sigma_8$, we have fixed Ω_Λ to be the best fitted value of 0.68 shown in Table 3. As we can see, the smaller value for Λ_0 is, the more significant deviation from that of the Λ CDM prediction behaves, indicating that the vanishment of the Λ_0 term in the specific RVM does not work well at the linear perturbation level. This result is clearly due to the strong interaction between matter and dark energy in the late time of the universe. A bunch of relativistic and non-relativistic matter decay into dark energy, which further enhance the matter density perturbation δ_M and change $f\sigma_8$ in our universe. Therefore, this specific case with $\Lambda_0 = 0$ is available in the background evolution history but, of course, unacceptable at linear perturbation observations.

4 Conclusions

We have studied the RVM with $\Lambda = 3\alpha H^2 + 3\beta H_0^4 H^{-2} + \Lambda_0$. By modifying the program in **CAMB**, we have solved the equations for the energy densities of matter and radiation and obtain the numerical solutions. In the CMB and matter power spectra, we have used several different sets of α and β to show the cosmological evolutions of the model in the early universe. With the data of BAO, RSD and CMB, we have found that α and β are $(< 2.83, -0.2^{+3.9}_{-4.5}) \times 10^{-4}$ (95% C.L.) and $(< 1.57, -0.2 \pm 2.6) \times 10^{-4}$ (68% C.L.), respectively. The best fitted χ^2 value is 2543.259 in the RVM, which is in the same order but a little smaller than 2546.662 in the Λ CDM model. In addition, the fitting result of σ_8 has been found to be also smaller than that in Λ CDM. The results in the RVM are comparable to those in Λ CDM to explain the

observational data, especially consistent with the local data in the σ_8 problem.

Acknowledgements The work was supported in part by National Center for Theoretical Sciences, MoST (MoST-107-2119-M-007-013-MY3), and the Newton International Fellowship (NF160058) from the Royal Society (UK).

Data Availability Statement This manuscript has associated data in a data repository. [Authors' comment: All data included in this manuscript are available upon request by contacting with the corresponding author.]

Open Access This article is licensed under a Creative Commons Attribution 4.0 International License, which permits use, sharing, adaptation, distribution and reproduction in any medium or format, as long as you give appropriate credit to the original author(s) and the source, provide a link to the Creative Commons licence, and indicate if changes were made. The images or other third party material in this article are included in the article's Creative Commons licence, unless indicated otherwise in a credit line to the material. If material is not included in the article's Creative Commons licence and your intended use is not permitted by statutory regulation or exceeds the permitted use, you will need to obtain permission directly from the copyright holder. To view a copy of this licence, visit <http://creativecommons.org/licenses/by/4.0/>.

Funded by SCOAP³.

References

1. A.G. Riess et al., Supernova Search Team, *Astron. J.* **116**, 1009 (1998)
2. S. Perlmutter et al., Supernova Cosmology Project Collaboration, *Astrophys. J.* **517**, 565 (1999)
3. E.J. Copeland, M. Sami, S. Tsujikawa, *Int. J. Mod. Phys. D* **15**, 1753 (2006)
4. S. Weinberg, *Rev. Mod. Phys.* **61**, 1 (1989)
5. S. Weinberg, *Gravitation and Cosmology* (Wiley, New York, 1972)
6. J.P. Ostriker, P.J. Steinhardt, [arXiv:astro-ph/9505066](https://arxiv.org/abs/astro-ph/9505066)
7. N. Arkani-Hamed, L.J. Hall, C.F. Kolda, H. Murayama, *Phys. Rev. Lett.* **85**, 4434 (2000)
8. M. Ozer, M.O. Taha, *Phys. Lett. B* **171**, 363 (1986)
9. J.C. Carvalho, J.A.S. Lima, I. Waga, *Phys. Rev. D* **46**, 2404 (1992)
10. J.A.S. Lima, M. Trodden, *Phys. Rev. D* **53**, 4280 (1996)
11. I.L. Shapiro, J. Sola, *Phys. Lett. B* **530**, 10 (2002)
12. J. Sola, *J. Phys. Conf. Ser.* **453**, 012015 (2013)
13. J. Sola, *AIP. Conf. Proc.* **1606**, 19 (2014)
14. J. Grande, J. Sola, S. Basilakos, M. Plionis, *JCAP* **1108**, 007 (2011)
15. A. Gomez-Valent, E. Karimkhani, J. Sola, *JCAP* **1512**, 048 (2015)
16. A. Gomez-Valent, J. Sola, *Mon. Not. R. Astron. Soc.* **448**, 2810 (2015)
17. J. Sola, A. Gomez-Valent, J. de Cruz Perez, *Astrophys. J.* **811**, L14 (2015)
18. J. Sola, A. Gomez-Valent, J. de Cruz Perez, *Astrophys. J.* **836**, 43 (2017)
19. J. Sola Peracaula, J. de Cruz Perez, A. Gomez-Valent, *EPL* **121**, 39001 (2018)
20. C.Q. Geng, C.C. Lee, *Mon. Not. R. Astron. Soc.* **464**, 2462 (2017)
21. C.Q. Geng, C.C. Lee, L. Yin, *JCAP* **1708**, 032 (2017)
22. S. Basilakos, A. Paliathanasis, J.D. Barrow, G. Papagiannopoulos, *Eur. Phys. J. C* **78**, 684 (2018)
23. E.L.D. Perico, J.A.S. Lima, S. Basilakos, J. Sola, *Phys. Rev. D* **88**, 063531 (2013)
24. I.L. Shapiro, J. Sola, H. Stefancic, *JCAP* **0501**, 012 (2005)

25. J.D. Barrow, T. Clifton, *Phys. Rev. D* **73**, 103520 (2006)
26. I.L. Shapiro, J. Sola, *Phys. Lett. B* **682**, 105 (2009)
27. S. Basilakos, M. Plionis, J. Sola, *Phys. Rev. D* **80**, 083511 (2009)
28. F.E.M. Costa, J.A.S. Lima, F.A. Oliveira, *Class. Quant. Gravit.* **31**, 045004 (2014)
29. A. Gomez-Valent, J. Sola, S. Basilakos, *JCAP* **1501**, 004 (2015)
30. C.Q. Geng, C.C. Lee, K. Zhang, *Phys. Lett. B* **760**, 422 (2016)
31. D.A. Tamayo, J.A.S. Lima, D.F.A. Bessada, *Int. J. Mod. Phys. D* **26**, 1750093 (2017)
32. H. Fritzscht, J. Sola, R.C. Nunes, *Eur. Phys. J. C* **77**, 193 (2017)
33. J.J. Zhang, C.C. Lee, C.Q. Geng, *Chin. Phys. C* **43**, 025102 (2019)
34. A. Lewis, A. Challinor, A. Lasenby, *Astrophys. J.* **538**, 473 (2000)
35. A. Lewis, S. Bridle, *Phys. Rev. D* **66**, 103511 (2002)
36. C.P. Ma, E. Bertschinger, *Astrophys. J.* **455**, 7 (1995)
37. J. Grande, A. Pelinson, J. Sola, *Phys. Rev. D* **79**, 043006 (2009)
38. A. Gomez-Valent, J. Sola Peracaula, *Mon. Not. R. Astron. Soc.* **478**, 126 (2018)
39. R. Adam et al., [Planck Collaboration], *Astron. Astrophys. A* **594**, 10 (2016)
40. N. Aghanim et al., [Planck Collaboration]. *Astron. Astrophys. A* **594**, 11 (2016)
41. P.A.R. Ade et al., [Planck Collaboration]. *Astron. Astrophys. A* **594**, 15 (2016)
42. F. Beutler et al., *Mon. Not. R. Astron. Soc.* **416**, 3017 (2011)
43. P. Carter, F. Beutler, W.J. Percival, C. Blake, J. Koda, A.J. Ross, *Mon. Not. R. Astron. Soc.* **481**(2), 2371 (2018)
44. E.A. Kazin et al., *Mon. Not. R. Astron. Soc.* **441**(4), 3524 (2014)
45. L. Anderson et al., [BOSS Collaboration], *Mon. Not. R. Astron. Soc.* **441**, 24 (2014)
46. H. Gil-Marín et al., *Mon. Not. R. Astron. Soc.* **460**(4), 4210 (2016)
47. H. Gil-Marín et al., *Mon. Not. R. Astron. Soc.* **477**(2), 1604 (2018)
48. H. Gil-Marín, W.J. Percival, L. Verde, J.R. Brownstein, C.H. Chuang, F.S. Kitaura, S.A. Rodríguez-Torres, M.D. Olmstead, *Mon. Not. R. Astron. Soc.* **465**(2), 1757 (2017)
49. W.J. Percival et al., *Mon. Not. R. Astron. Soc.* **401**, 2148 (2010). [arXiv:0907.1660](https://arxiv.org/abs/0907.1660) [astro-ph.CO]
50. D.J. Eisenstein et al., *Astrophys. J.* **633**, 560 (2005)
51. J. Stadler, C. Boehm, [arXiv:1807.10034](https://arxiv.org/abs/1807.10034) [astro-ph.CO]
52. R.A. Battye, T. Charnock, A. Moss, *Phys. Rev. D* **91**, 103508 (2015)
53. I.G. Mccarthy, S. Bird, J. Schaye, J. Harnois-Deraps, A.S. Font, L. Van Waerbeke, *Mon. Not. R. Astron. Soc.* **476**, 2999 (2018)
54. T.M.C. Abbott et al., [DES Collaboration], *Phys. Rev. D* **98**, 043526 (2018)
55. P.A.R. Ade et al., [Planck Collaboration], *Astron. Astrophys. A* **594**, 13 (2016)
56. N. Aghanim et al. [Planck Collaboration], [arXiv:1807.06209](https://arxiv.org/abs/1807.06209) [astro-ph.CO]
57. S. Joudaki et al., [arXiv:1906.09262](https://arxiv.org/abs/1906.09262) [astro-ph.CO]