

PAPER • OPEN ACCESS

Self-referencing embedded strings (SELFIES): A 100% robust molecular string representation

To cite this article: Mario Krenn *et al* 2020 *Mach. Learn.: Sci. Technol.* 1 045024

View the [article online](#) for updates and enhancements.

Recent citations

- [Machine learning, artificial intelligence, and data science breaking into drug design and neglected diseases](#)
José et al
- [Assessing methods and obstacles in chemical space exploration](#)
Shawn Reeves *et al*
- [Machine Learning for Electronically Excited States of Molecules](#)
Julia Westermayr and Philipp Marquetand



PAPER

OPEN ACCESS

Self-referencing embedded strings (SELFIES): A 100% robust molecular string representation

RECEIVED
21 May 2020REVISED
7 July 2020ACCEPTED FOR PUBLICATION
23 July 2020PUBLISHED
28 October 2020Mario Krenn^{1,2,3} , Florian Häse^{1,2,3,4}, AkshatKumar Nigam², Pascal Friederich^{2,5} and Alan Aspuru-Guzik^{1,2,3,6}¹ Department of Chemistry, University of Toronto, Toronto, Canada² Department of Computer Science, University of Toronto, Toronto, Canada³ Vector Institute for Artificial Intelligence, Toronto, Canada⁴ Department of Chemistry and Chemical Biology, Harvard University, Cambridge, United States of America⁵ Institute of Nanotechnology, Karlsruhe Institute of Technology, Germany⁶ Canadian Institute for Advanced Research (CIFAR) Senior Fellow, Toronto, CanadaE-mail: mario.krenn@utoronto.ca and alan@aspuru.com**Keywords:** deep generative models, formal grammar, inverse molecular design, molecular graph representationSupplementary material for this article is available [online](#)Original Content from this work may be used under the terms of the [Creative Commons Attribution 4.0 licence](#).

Any further distribution of this work must maintain attribution to the author(s) and the title of the work, journal citation and DOI.

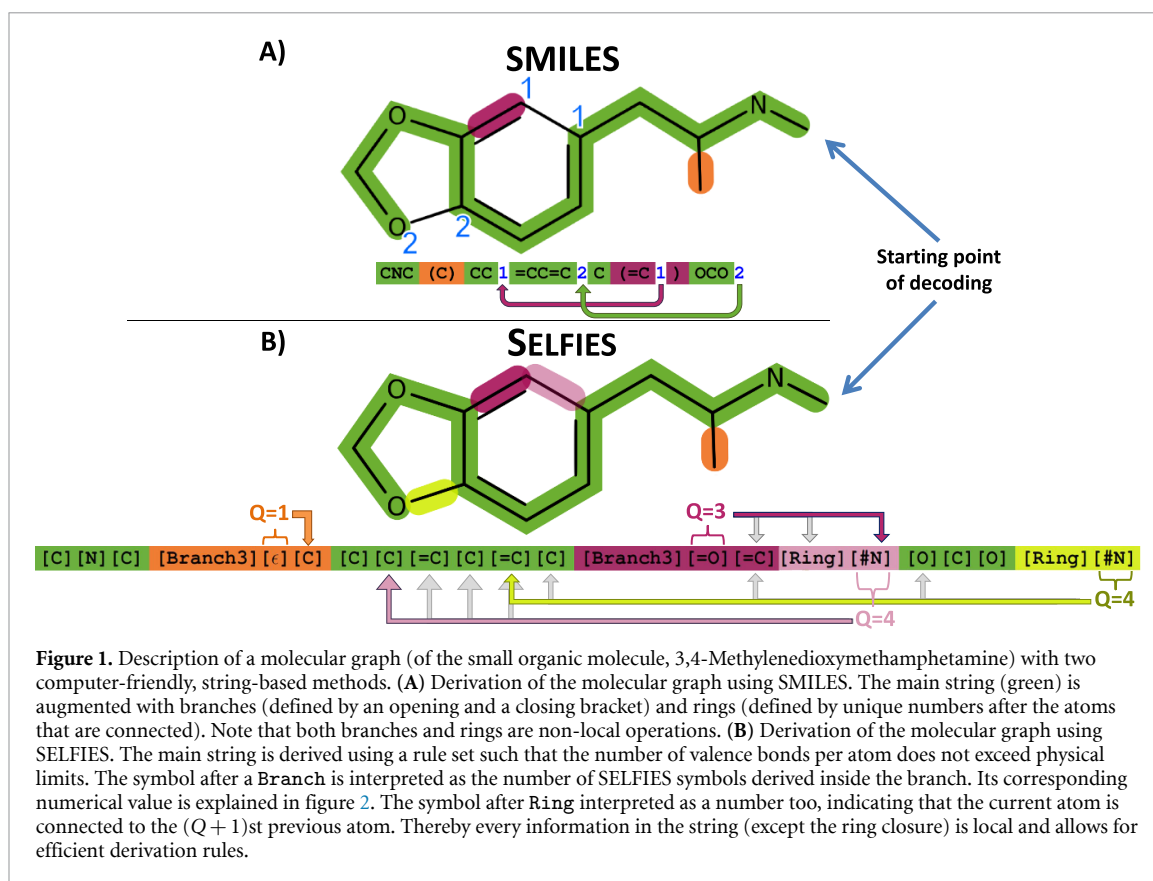
**Abstract**

The discovery of novel materials and functional molecules can help to solve some of society's most urgent challenges, ranging from efficient energy harvesting and storage to uncovering novel pharmaceutical drug candidates. Traditionally matter engineering—generally denoted as inverse design—was based massively on human intuition and high-throughput virtual screening. The last few years have seen the emergence of significant interest in computer-inspired designs based on evolutionary or deep learning methods. The major challenge here is that the standard strings molecular representation SMILES shows substantial weaknesses in that task because large fractions of strings do not correspond to valid molecules. Here, we solve this problem at a fundamental level and introduce SELFIES (SELF-referencing Embedded Strings), a string-based representation of molecules which is 100% robust. Every SELFIES string corresponds to a valid molecule, and SELFIES can represent every molecule. SELFIES can be directly applied in arbitrary machine learning models without the adaptation of the models; each of the generated molecule candidates is valid. In our experiments, the model's internal memory stores two orders of magnitude more diverse molecules than a similar test with SMILES. Furthermore, as all molecules are valid, it allows for explanation and interpretation of the internal working of the generative models.

1. Introduction

The rise of computers enabled the creation of the field of computational chemistry and cheminformatics which deals with the development and application of methods to calculate, process, store and search molecular information on computing systems. Arising challenges of molecular representation and identification were addressed by SMILES (Simplified Molecular Input Line Entry System), which was invented by David Weiniger in 1988 [1]. SMILES is a simple string-based representation which is based on principles of molecular graph theory and allows molecular structure specification with straightforward rules. SMILES has since become a standard tool in computational chemistry and is still a de-facto standard for string-based representing molecular information in-silico.

Apart from predicting molecular properties with high accuracy, one of the main goals in computational chemistry is the design of novel, functional molecules. Exploring the entire chemical space—even for relatively small molecules—is intractable due to the combinatorial explosion of possible and stable chemical structures [2–4]. Substantial recent advances in artificial intelligence and machine learning (ML), in particular, the development and control of generative models, have found their way into chemical research. There, scientists are currently adapting those novel methods for efficiently proposing new molecules with superior properties [5–10]. For identifying new molecules, input and output representations are in many



cases SMILES strings. This, however, introduces a substantial problem: A significant fraction of the resulting SMILES strings do not correspond to valid molecules. They are either syntactically invalid, i.e. do not even correspond to a molecular graph, or they violate basic chemical rules, such as the maximum number of valence bonds between atoms. Researchers have proposed many special-case solutions for overcoming these problems. For example, by adapting the machine learning models such that they deal with invalidity [11, 12]. While this solves the problems for specific models, it does not provide a universal solution for all current (and future) possible models. A different solution is to changing the definition of SMILES itself. This approach has been put forward in the work by O'Boyle and Dalke denoted DeepSMILES [13]. DeepSMILES could also be used as a direct input for arbitrary machine learning models and first raised the question of what the ideal string-based representation of molecules might be for generative tasks. DeepSMILES overcomes most synthactical issues to generate graphs, however, it does not deal with semantic constraints that are introduced by the specific domain. Thus, more than 30 years after Weininger's invention of SMILES, the applications of generative models for the de-novo design of molecules would benefit from a new way to describe molecules on the computer.

Here, we present SELFIES (SELF-referencIng Embedded Strings), a string-based representation of molecular graphs that is 100% robust. By that, we mean that each SELFIES corresponds to a valid molecule, even entirely random strings. Furthermore, every molecule can be described as a SELFIES. SELFIES are independent of the machine learning model and can be used as a direct input without any adaptations of the models.

We compare SELFIES with SMILES ML-based generative models such as in Variational Autoencoders (VAE) [14] and Generative Adversarial Networks (GANs) [15]. We find that the output is entirely valid and the models encode orders of magnitude more diverse molecules with SELFIES than with SMILES. Those results are not only significant for inverse-design of molecules, but also interpretability of the inner workings of neural networks in the chemical domain.

2. String-based representations of molecules

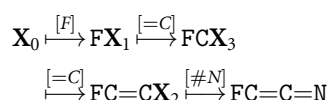
We are describing the string-based representations of SMILES and SELFIES using the small biomolecule 3,4-Methylenedioxymethamphetamine (MDMA). The SMILES string in figure 1(A) describes a sequence of connected atoms (green). Brackets identify branches and, and numbers identify ring-closures at the atoms that are connected. In SELFIES, figure 1(B), the information of branch length as well as ring size is stored

		Rule Vectors													
		[ε]	[F]	[=O]	[#N]	[O]	[N]	[=N]	[C]	[=C]	[#C]	[Branch1]	[Branch2]	[Branch3]	[Ring]
State of Derivation	X_0	X_0	F X_1	O X_2	N X_3	O X_2	N X_3	N X_3	C X_4	C X_4	C X_4	ign X_0	ign X_0	ign X_0	ign X_0
	X_1	ε	F	0	N	O X_1	N X_2	N X_2	C X_3	C X_3	C X_3	ign X_1	ign X_1	ign X_1	R(Q)
	X_2	ε	F	=0	=N	O X_1	N X_2	=N X_1	C X_3	=C X_2	=C X_2	B(Q, X_5) X_1	B(Q, X_5) X_1	B(Q, X_5) X_1	R(Q) X_1
	X_3	ε	F	=0	#N	O X_1	N X_2	=N X_1	C X_3	=C X_2	#C X_1	B(Q, X_5) X_2	B(Q, X_6) X_1	B(Q, X_5) X_2	R(Q) X_2
	X_4	ε	F	=0	#N	O X_1	N X_2	=N X_1	C X_3	=C X_2	#C X_1	B(Q, X_5) X_3	B(Q, X_7) X_1	B(Q, X_6) X_2	R(Q) X_3
	X_5	C	F	0	N	O X_1	N X_2	N X_2	C X_3	C X_3	C X_3	X_5	X_5	X_5	X_5
	X_6	C	F	=0	=N	O X_1	N X_2	=N X_1	C X_3	=C X_2	=C X_2	X_6	X_6	X_6	X_6
	X_7	C	F	=0	#N	O X_1	N X_2	=N X_1	C X_3	=C X_2	#C X_1	X_7	X_7	X_7	X_7
Q	→	1	2	3	4	5	6	7	8	9	10	11	12	13	14
		Derivation Rules													

Figure 2. Derivation rules of SELFIES for small organic molecules. We denote SELFIES symbols as enclosed within brackets, and SMILES symbols without brackets. Every symbol of SELFIES is interpreted as a rule vector (top red line). A SELFIES symbol will be replaced by the string at the intersection of the rule vector and derivation state of the derivation (left, green). The string can contain an atom or another state of derivation. The derivation starts in the state X_0 (violet), and continues in the state previously derived. The state of derivation takes care of syntactical and chemical constraints, such as the maximal number of valence bonds. The rules in state X_n for $n = 1-n = 4$ are designed such the next atom can use up to n valence bonds. $B(Q, X_n)$ stands for function, creating a branch in the graph using the next Q symbols and starting in state X_n . $R(Q)$ stands for a function that creates rings, from the current atom to the $(Q + 1)$ -st previously derived atom. In both cases, the letter subsequent to R or B is interpreted as a number Q , which is defined in the last line of the table. The symbol ε stands for an empty string, and ign means that the subsequent SELFIES symbol is ignored. This table covers all non-ionic molecules in the database QM9 [16, 17]. Ions, stereochemistry and larger molecules can also be represented by simply extending this table.

together with the corresponding identifiers Branch and Ring. For that, the symbol after the Branch and Ring stands for a number that is interpreted as lengths. Thereby, the possibility of invalid syntactical string (such as a string with more opening than closing brackets), is prevented. Furthermore, each SELFIES symbols is generated using derivation rules, see table 2. Formally, the table corresponds to a formal grammar from theoretical computer science [18]. The derivation of a single symbol depends on the state of the derivation X_n . The purpose of these rules is to enforce the validity of the chemical valence-bonds.

As a simple example, the SELFIES string $[F] [=C] [=C] [#N]$ is derived to SMILES in the following way. Here and everywhere else in the manuscript, we denote SELFIES symbols as enclosed within brackets and SMILES symbols without brackets. Starting in the state X_0 , the first symbol (rule vector) $[F]$ leads to $F X_1$. The derivation of the second symbol subsequently continues in the state X_1 . The total derivation is given by



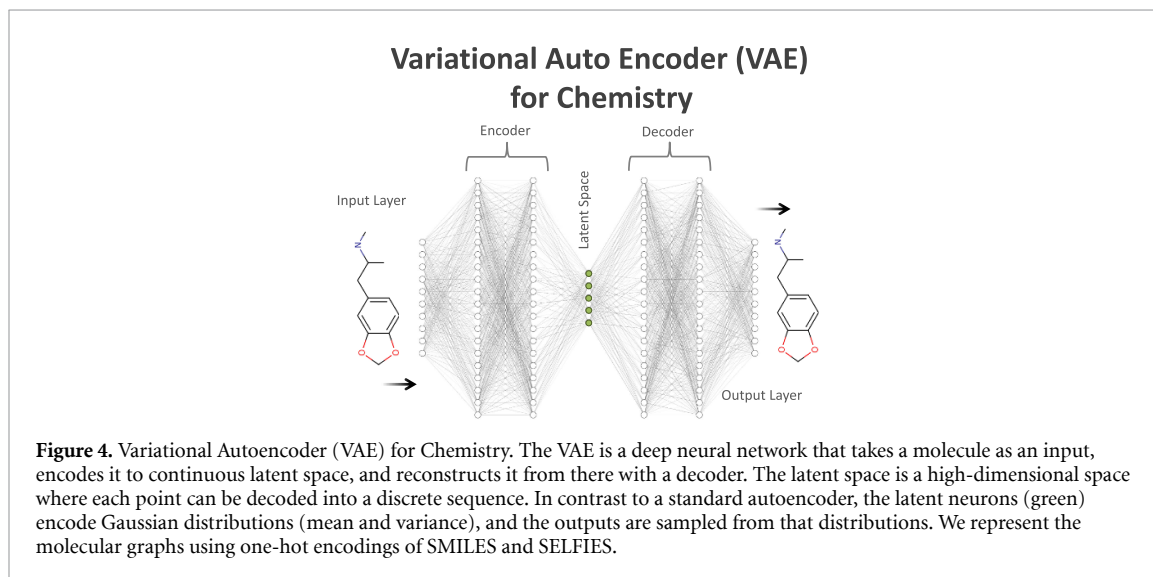
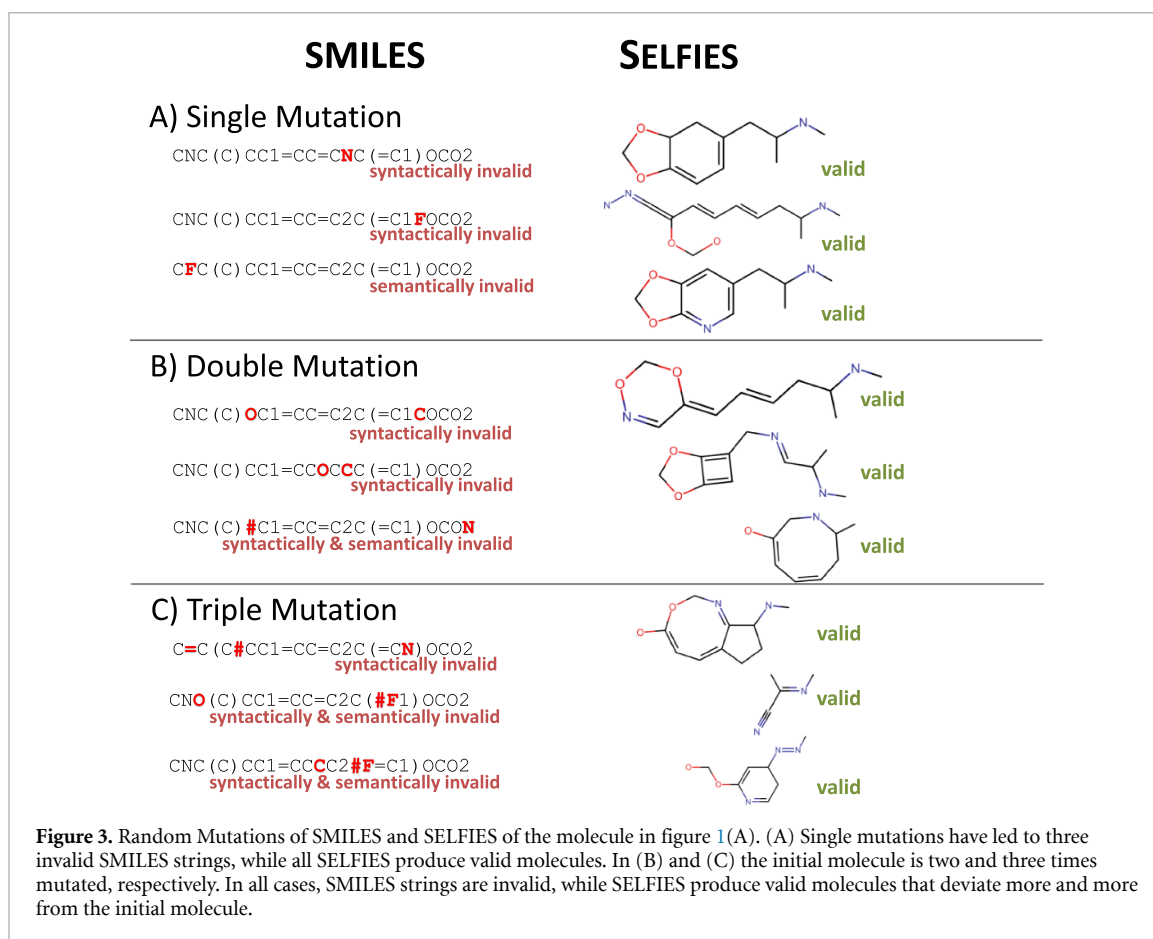
The final molecule $FC=C=N$, which satisfies all valence-bond rules, is 2-Fluoroethenimine. At this point, valence-bond constraints are satisfied for subsequent atoms and branches. The only remaining potential sources of violation of these constraints are the destination of rings. Therefore, we insert rings only if the number of valence-bond at the target has not yet reached the maximum. Thereby, using the rules in table 2, 100% validity can be guaranteed for small biomolecules. It is straight forward to extend the coverage for broader classes of molecules, as we describe below.

The derivation rules in table 2 are generated systematically and could be constructed fully automatically just from data, as we show in the Supplementary Information (SI), which is available online at <https://stacks.iop.org/J/1/045024/mmedia>. Furthermore, SELFIES are not restricted to molecular graphs but could be applied to other graph data types in the natural sciences that have additional domain-dependent constraints. We give an example, quantum optical experiments in physics with component dependent connectivity [19], in the SI.

Informal conversations with several researchers lead to the argument that SMILES are ‘readable’. Readability is in the eye of the beholder, but needless to say, SELFIES are as readable as figure 1(B) attests to. After a little familiarity, functional groups and connectivity can be inferred by human interpretation for small molecular fragments.

3. Effects of random mutations

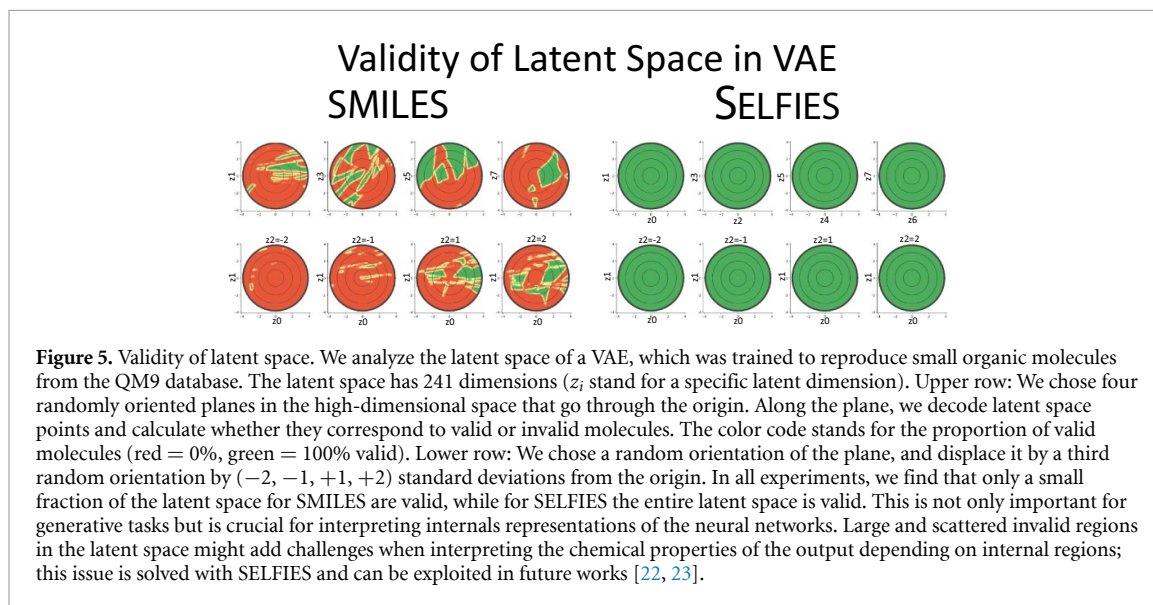
The simplest way to compare robustness between SMILES and SELFIES is by starting from a valid string, such as MDMA in figure 1, and introduce random mutations of the symbols of the string. In figure 3(A), we show three examples of one randomly introduced string mutation. We evaluate the resulting validity using



RDKit [20]. All three SMILES strings are invalid. The first one is missing a second ring-identifier for 2, the second one is missing a closing bracket for a branch, and the last one violates valence-bond numbers of Fluorine. In contrast to that, all mutated SELFIES correspond to valid molecules. We can analyse one specific mutation, which changes the structure of SELFIES, specifically the middle SELFIES graph in figure 3(B). There, starting from the SELFIES string in figure 1(B), the first [Ring1] (purple) is replaced by a [#N]. As a consequence, the purple ring is not introduced, but a double-bond to a nitrogen atom is added to the main string, leading to the derivation state X_1 . Besides, the symbol which indicates ring size ([#N], which stands for $Q = 4$) is now derived as a normal atom. As the current state is X_1 , only a single bond (not a triple bond) to a nitrogen atom is introduced, and the derivation is concluded. This example shows the more intricate way how SELFIES does not allow for invalid molecules.

Table 1. Results for bitflip (starting from the valid MDMA graph, using only involved tokens), random sequence, VAE and GAN.

	1 bitflip Validity	10 bitflips Validity	Validity	VAE Reconstruction	Diversity	GAN Diversity
SMILES	26.6%	0.2%	71.9%	66.2%	5.9%	18.5%
DeepSMILES	58.9%	4.7%	81.4%	79.8%	67.3%	—
SELFIES	100%	100%	100%	98.2%	82.9%	78.9%



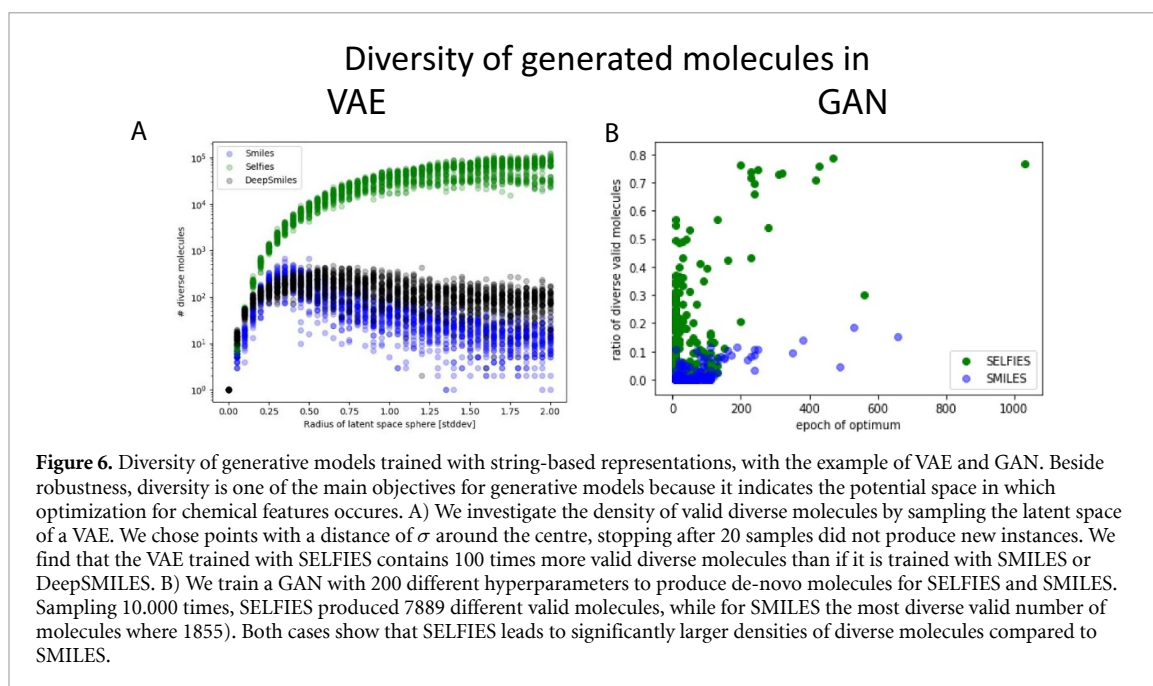
In figures 3(B) and (C), we introduce two and three mutations, respectively. Again, all SMILES are invalid, and all SELFIES are valid molecules. In general, the validity probability for SMILES with one mutation starting from MDMA is 26.6%, 9.0% and 3.7% for one, two and three mutations, respectively. DeepSMILES [13] improved these values to find that single, double and triple mutations for MDMA lead to 58.9%, 35.8% and 24.3% validity. Finally—SELFIES, are valid in 100% of the cases. Three examples for each case can be seen on the right panel of figure 3, details are in table 1.

4. Results for deep generative models

Generative models are an ideal application of a 100% robust representation of molecules. One prominent example is a variational autoencoder (VAE) [14], which has recently been employed for the design of novel molecules [21]. In the domain of chemistry, the VAE is used to transform a discrete molecular graph into a continuous representation which can be optimized using gradient-based or Bayesian methods. As shown in figure 4, it consists of two neural networks, the encoder and decoder. The encoder takes a string representation of the molecule and encodes it into a continuous, internal representation (details about encoding and decoding can be seen in the SI). There, every molecule corresponds to a location in a high-dimensional space. The number of neurons defines the dimension in the latent space. The decoder takes a position in the latent space and transforms it into a discrete molecule (for instance again, a one-hot encoding of SMILES or SELFIES).

The goal of a VAE is learning to reconstruct molecules. After the training, one can scan through the latent space for optimizing chemical properties. Details can be found in table 1. Once an optimal point is identified, the decoder can map it to a molecular string. For any application of VAEs in chemistry, it is desirable that all points in the latent space correspond to valid molecules.

We experiment with a standard VAE, which we train to reconstruct molecules from the benchmark dataset QM9 [16, 17]. We employ both SMILES and SELFIES for that task. After the training, we analyze the validity of the latent space. We do this by sampling latent space points from randomly oriented planes in the high-dimensional space. Using SMILES, we find in figure 5(A) that only a small fraction of the space corresponds to valid molecules. A large fraction decodes to syntactically or semantically invalid strings that do not stand for molecules. In contrast to that, using SELFIES, we can see in figure 5(B) that the entire space corresponds to valid molecules. We want to stress that a 100% valid latent space is not only significant for inverse-design techniques in chemistry, but is essential for model interpretation [24–26], in particular for



interpreting the internal representations [22, 23] in a scientific context [27]. The intuition is that it might be difficult for a human to conceptualize the meaning of regions that lead to unphysical molecular structures. Visualization techniques (which might help in understanding *what* the model has learned) that connect internal representation with physical properties cannot provide any insights in the invalid regions, thus lead to many scattered areas of valid molecules. It is an important open question whether the 100% valid latent space will indeed provide useful insights.

Besides 100% validity, the molecule density in the latent space is of crucial importance too. The more valid, diverse molecules are encoded inside the latent space, the richer the chemical space that can be explored during optimization procedures. In figure 6(A), we compare the richness of the encoded molecules when a VAE is trained with SMILES and with SELFIES. For that, we sample random points in the latent space and stop after 20 samples did not produce any new molecule. We find that the latent space of the SELFIES VAE is more than two orders of magnitude denser than the one of SMILES.

Other prominent deep generative models are Generative Adversarial Networks (GANs) [15], which have been introduced in the design of molecules [28]. There, two networks—called generator and discriminator—are trained in tandem. The setting is such that discriminator receives either molecule from a dataset or outputs of the generator. The goal of the discriminator is to correctly identify the artificially generated structures, while the goal of the generator is to fool the discriminator. After the training, the generator has learned to reproduce the distribution of the dataset. We train the GAN, using 200 different hyperparameter settings both for SMILES and SELFIES. After the training, we sample each of the models 10.000 times and calculate the number of unique, valid molecules. For the best set of hyperparameters, we find that a GAN trained with SELFIES produces 78.9% diverse molecules while a GAN that produces SMILES strings only results in 18.6% diverse molecules, see figure 6(B).

5. Covering the chemical Universe

In this manuscript, we demonstrate and apply SELFIES for small biomolecules. However, the language can be extended to cover much richer classes of molecules. In the corresponding GitHub repository, we extend the language to allow for molecules with up to 8000 atoms per ring and branch, we add stereochemistry information, ions as well as unconstrained unspecified symbols. Thereby, we encoded and decoded all 72 million molecules from PubChem (the most complete collection of synthesized molecules) with less than 500 SMILES chars, demonstrating coverage of the space of chemical interest.

6. Standardization outlook

The SELFIES concept still requires work to become a standard. Upon publication of this article, the authors will call for a workshop to extend the format to the entire periodic table, allow for stereochemistry, polyvalency, aromaticity, isotopic substitution and other special cases so that all the features present in

SMILES are available in SELFIES. Unicode will be employed to create readable symbols that exploit the flexibility of modern text systems without restricting oneself to ASCII characters. In that context, we will pursue to define direct canonicalization of SELFIES, such that there is a canonical SELFIES string for a unique molecule. Currently, SMILES can be made canonical indirectly, by translating them to SELFIES and convert the canonical SMILES back to SELFIES.

7. Conclusion

We presented SELFIES, a human-readable and 100% robust method to describe molecular graphs in a computer. These properties lead to superior behaviour in inverse design tasks for functional molecules, based on deep generative models or genetic algorithms. SELFIES can be used as a direct input into current and even future generative models, without the requirement to adapt the model. In generative tasks, it leads to a significantly higher diversity of molecules, which is the main objective in inverse design. In addition to the results presented here, in separate work, we use Genetic Algorithms and find that without any hard-coded rules, SELFIES outperform literature results in a commonly-used benchmark [29]. Apart from superior behaviour in inverse design, a 100% valid representation is also a sufficient condition for interpreting the internal structures of the machine learning models [27]. While we have focused on an representation that is ideal for computers, attention should also be drawn to SELFIES standardization to allow general readability [30], by exploiting the numerous remaining degrees of freedom of SELFIES.

Code and data availability

The full code is available at GitHub: <https://github.com/aspuru-guzik-group/selfies>. The dataset QM9, which has been used in this study, is available in reference [16].

Acknowledgments

The authors thank Theophile Gaudin for useful discussions. A A-G acknowledges generous support from the Canada 150 Research Chair Program, Tata Steel, Anders G Froseth, and the Office of Naval Research. We acknowledge supercomputing support from SciNet. M K acknowledges support from the Austrian Science Fund (FWF) through the Erwin Schrödinger fellowship No. J4309. F H acknowledges support from the Herchel Smith Graduate Fellowship and the Jacques-Emile Dubois Student Dissertation Fellowship. P F has received funding from the European Union's Horizon 2020 research and innovation programme under the Marie Skłodowska-Curie Grant No. 795206.

ORCID iD

Mario Krenn  <https://orcid.org/0000-0003-1620-9207>

References

- [1] Weininger D 1988 SMILES, a chemical language and information system. 1. introduction to methodology and encoding rules *J. Chem. Inf. Comput. Sci.* **28** 31–6
- [2] Oprea T I and Gottfries J 2001 Chemography: the art of navigating in chemical space *J. Combinatorial Chem.* **3** 157–66
- [3] Virshup A M, Contreras-García J, Wipf P, Yang W and Beratan D N 2013 Stochastic voyages into uncharted chemical space produce a representative library of all possible drug-like compounds *J. Am. Chem. Soc.* **135** 7296–303
- [4] Qian C, Siler T and Ozin G A 2015 Exploring the possibilities and limitations of a nanomaterials genome *Small* **11** 64–9
- [5] Raccuglia P et al 2016 Machine-learning-assisted materials discovery using failed experiments *Nature* **533** 73
- [6] Sánchez-Lengeling B and Aspuru-Guzik A 2018 Inverse molecular design using machine learning: Generative models for matter engineering *Science* **361** 360–5
- [7] Jrgensen P B, Schmidt M N and Winther O 2018 Deep generative models for molecular science *Molecular Inform.* **37** 1700133
- [8] Elton D C, Boukouvalas Z, Fuge M D and Chung P W 2019 Deep learning for molecular generation and optimization—a review of the state of the art *Mol. Syst. Des. Eng.* **4** 828–49
- [9] Gromski P S, Henson A B, Granda Jlaw M and Cronin L 2019 How to explore chemical space using algorithms and automation *Nat. Rev. Chem.* **3** 119–28
- [10] Jensen J H 2019 A graph-based genetic algorithm and generative model/Monte Carlo tree search for the exploration of chemical space *Chem. Sci.* **10** 3567–72
- [11] Tengfei M, Chen J and Xiao C 2018 Constrained generation of semantically valid graphs via regularizing variational autoencoders *Advances in Neural Information Processing Systems 31 (NIPS 2018)* pp 7113–24
- [12] Liu Q, Allamanis M, Brockschmidt M and Gaunt A 2018 Constrained graph variational autoencoders for molecule design *Advances in Neural Information Processing Systems 31 (NIPS 2018)* pp 7795–804
- [13] N O'Boyle and Dalke A 2018 Deep SMILES: An adaptation of SMILES for use in machine-learning chemical structures *ChemRxiv* https://chemrxiv.org/articles/preprint/DeepSMILES_An_Adaptation_of_SMILES_for_Use_in_Machine-Learning_of_Chemical_Structures/7097960/1

- [14] Kingma D P and Welling M 2013 Auto-encoding variational Bayes arXiv: [1312.6114](https://arxiv.org/abs/1312.6114)
- [15] Goodfellow I, Pouget-Abadie J, Mirza M, Bing X, Warde-Farley D, Ozair S, Courville A and Bengio Y 2014 Generative adversarial nets *Advances in Neural Information Processing Systems 27 (NIPS 2014)* pp 2672–80
- [16] Ramakrishnan R, Dral P O, Rupp M and Lilienfeld O A V 2014 Quantum chemistry structures and properties of 134 kilo molecules *Sci. Data* **1** [140022](https://doi.org/10.1038/s41598-014-00022-2)
- [17] Ruddigkeit L, Van Deursen R, Blum L C and Reymond J-L 2012 Enumeration of 166 billion organic small molecules in the chemical universe database GDB-17 *J. Chem. Infor. Modeling* **52** [2864–75](https://doi.org/10.1021/acs.jcim.2b00075)
- [18] Hopcroft J E, Motwani R and Ullman J D 2006 *Introduction to Automata Theory, Languages and Computation* (Boston, MA: Addison-Wesley)
- [19] Krenn M, Malik M, Fickler R, Lapkiewicz R and Zeilinger A 2016 Automated search for new quantum experiments *Phys. Rev. Lett.* **116** [090405](https://doi.org/10.1103/PhysRevLett.116.090405)
- [20] Landrum G et al 2006 Rdkit: Open-source cheminformatics: <http://www.rdkit.org>
- [21] Gómez-Bombarelli R et al 2018 Automatic chemical design using a data-driven continuous representation of molecules *ACS Central Sci.* **4** [268–76](https://doi.org/10.1021/acscentsci.7b00271)
- [22] Higgins I, Matthey L, Pal A, Burgess C, Glorot X, Botvinick M, Mohamed S and Lerchner A 2017 beta-VAE: Learning basic visual concepts with a constrained variational framework *ICLR Conf. 2017* pp 1–22
- [23] Chen T Q, Xuechen Li, Grosse R B and Duvenaud D K 2018 Isolating sources of disentanglement in variational autoencoders *Advances in Neural Information Processing Systems 31 (NIPS 2018)* pp 2610–20
- [24] Schütt K T, Arbabzadah F, Chmiela S, Müller K R and Tkatchenko A 2017 Quantum-chemical insights from deep tensor neural networks *Nat. Commun.* **8** [13890](https://doi.org/10.1038/ncomms13890)
- [25] Preuer K, Klambauer Gunter, Rippmann F, Hochreiter S and Unterthiner T 2019 Interpretable deep learning in drug discovery arXiv: [1903.02788](https://arxiv.org/abs/1903.02788)
- [26] Häse F, Galván I F, Aspuru-Guzik A, Lindh R and Vacher M 2019 How machine learning can assist the interpretation of ab initio molecular dynamics simulations and conceptual understanding of chemistry *Chem. Sci.* **10** [2298–307](https://doi.org/10.1039/C8SC02987A)
- [27] Iten R, Metger T, Wilming H, Del Rio Lidia and Renner R 2020 Discovering physical concepts with neural networks *Phys. Rev. Lett.* **124** [010508](https://doi.org/10.1103/PhysRevLett.124.010508)
- [28] Guimaraes G L, Sánchez-Lengeling B, Outeiral C, Farias P L C and Aspuru-Guzik A 2017 Objective-reinforced generative adversarial networks (ORGAN) for sequence generation models arXiv: [1705.10843](https://arxiv.org/abs/1705.10843)
- [29] Nigam A, Friederich P, Krenn M and Aspuru-Guzik A 2019 Augmenting genetic algorithms with deep neural networks for exploring the chemical space *ICLR Conf. 2020*
- [30] O’Boyle N, Mayfield J and Sayle R 2018 De facto standard or a free-for-all? a benchmark for reading SMILES *256th ACS National Meeting (Boston, MA, Aug 2018)*
- [31] Erhard M, Malik M, Krenn M and Zeilinger A 2018 Experimental Reenberger–Horne–Zeilinger entanglement beyond qubits *Nat. Photon.* **12** [759–64](https://doi.org/10.1038/nphoton.2018.100)