



| | |
|-----------------------------|--|
| Title | Employment destination statistics: 1991 first degree graduates |
| Other Contributor(s) | University of Hong Kong. Careers Education and Placement Centre. |
| Author(s) | Hong, Rachel; Lam, Patrick |
| Citation | |
| Issued Date | 1992 |
| URL | http://hdl.handle.net/10722/54758 |
| Rights | Creative Commons: Attribution 3.0 Hong Kong License |



**Employment Destination Statistics –
1991 First Degree Graduates**

Careers Education and Placement Centre

THE UNIVERSITY OF HONG KONG
LIBRARIES



Hong Kong Collection
gift from
Appointments Service
University of Hong Kong

**EMPLOYMENT DESTINATION STATISTICS –
1991 FIRST DEGREE GRADUATES**

Compiled by

Rachel Hong

Appointments and Careers Counsellor

and

Patrick Lam

Executive Officer

No part of this report may be reproduced, in any form or by whatever means,
without written permission from the Director of the Careers Education and Placement Centre,
The University of Hong Kong.

Figures are intended for general reference only and should be treated with caution.
Enquiries should be directed to 859 2317.

© The Careers Education and Placement Centre, The University of Hong Kong, 1992

Printed by the Printing Unit of Headquarters Section,
Registry, The University of Hong Kong

CONTENTS

| | | |
|--------------|---|-----------|
| I. | Introduction | 1 |
| II. | Survey Method | 1 |
| III. | Definition of Terms | 2 |
| IV. | Overview | 3 |
| | 1. Employment Destinations of All First-degree Respondents | 5 |
| | 2. Employment Destinations of All First-degree Respondents by Qualification | 6 |
| | 3. Further Studies by Qualification | 7 |
| | 4. Further Studies by Sex | 8 |
| | 5. Respondents Seeking Full-Time Employment | 9 |
| | 6. Employment Sector by Qualification | 10 |
| | 7. Employment Sector by Sex | 11 |
| | 8. Median Gross Monthly Income by Qualification | 12 |
| | 9. Median Basic Monthly Salary by Qualification | 13 |
| | 10. Gross Monthly Income by Employment Sector | 14 |
| | 11. Basic Monthly Salary by Employment Sector | 15 |
| V. | Faculty Reports | 17 |
| Architecture | Bachelor of Arts in Architectural Studies - B.A. (Arch. Studies) | 20 |
| | Bachelor of Architecture - B.Arch. | 23 |
| | Bachelor of Science in Quantity Surveying - B.Sc. (Quantity Surveying) | 26 |
| | Bachelor of Science in Surveying - B.Sc. (Surveying) | 29 |
| Arts | Bachelor of Arts - B.A. | 32 |
| Dentistry | Bachelor of Dental Surgery - B.D.S. | 38 |
| Engineering | Bachelor of Science in Computer Science - B.Sc. (Computer Science) | 42 |
| | Bachelor of Science in Engineering - B.Sc. (Eng.) - Civil & Structural | 45 |
| | Bachelor of Science in Engineering - B.Sc. (Eng.) - Computer | 48 |
| | Bachelor of Science in Engineering - B.Sc. (Eng.) - Electrical & Electronic | 51 |
| | Bachelor of Science in Engineering - B.Sc. (Eng.) - Industrial & Manufacturing Systems | 54 |
| | Bachelor of Science in Engineering - B.Sc. (Eng.) - Mechanical | 57 |
| Law | Bachelor of Laws - LL.B. | 62 |
| Medicine | Bachelor of Medicine and Bachelor of Surgery - M.B.,B.S. | 66 |

| | | |
|-----------------------|--|-----------|
| Science | Bachelor of Science - B.Sc. | 70 |
| Social Sciences | Bachelor of Business Administration - B.B.A. | 76 |
| | Bachelor of Social Sciences - B.Soc.Sc. | 79 |
| | Bachelor of Social Work - B.S.W. | 83 |
| VI. Appendices | | 87 |
| 1. | Distribution of 1991 Graduates by Nature of Business | 89 |
| 2. | Distribution of 1991 Graduates by Occupation | 92 |
| 3. | Basic Monthly Salary by Occupation | 100 |

I. Introduction

The Employment Destination Survey is conducted annually by the Careers Education and Placement Centre (formerly known as Appointments Service) to collect employment information on the first job destinations of the graduate respondents from individual curriculum. As in last year's report, there is more liberal use of graphs and charts, rather than text, to facilitate the retrieval of information. The tables and charts help readers to interpret the data and enable direct comparisons to be made between the various employment sectors for men and women.

The same system of occupation classifications is used this year, according to the specification given by the University & Polytechnic Grants Committee (UPGC). This is also the second year that statistics relating to Medical and Dental graduates are reported in the same document as other Faculties.

This employment survey covers all the Bachelor full-time degrees except the Bachelor of Science in Biomedical Sciences offered by the Faculty of Medicine, because of the very small number of students taking this course. Qualifications offered by the various faculties are as follows -

- | | |
|-------------------------------|--|
| 1. Faculty of Architecture | Bachelor of Arts in Architectural Studies - B.A. (Arch. Studies) Bachelor of Architecture - B.Arch. Bachelor of Science in Quantity Surveying - B.Sc. (Quantity Surveying) Bachelor of Science in Surveying - B.Sc. (Surveying) |
| 2. Faculty of Arts | Bachelor of Arts - B.A. |
| 3. Faculty of Dentistry | Bachelor of Dental Surgery - B.D.S. |
| 4. Faculty of Engineering | Bachelor of Science in Computer Science - B.Sc. (Computer Science) Bachelor of Science in Engineering - B.Sc. (Eng.) - Civil & Structural - Computer - Electrical & Electronic - Industrial & Manufacturing Systems - Mechanical |
| 5. Faculty of Law | Bachelor of Laws - LL.B. |
| 6. Faculty of Medicine | Bachelor of Medicine and Bachelor of Surgery - M.B.,B.S. |
| 7. Faculty of Science | Bachelor of Science - B.Sc. |
| 8. Faculty of Social Sciences | Bachelor of Business Administration - B.B.A. Bachelor of Social Sciences - B.Soc.Sc. Bachelor of Social Work - B.S.W. |

II. Survey Method

1. For the full-time first-degree (except Dentistry and Medicine) graduates of 1991, the survey was conducted between early November and end of December 1991. The information in this report, therefore, reflects the situation at six months after their examinations. Self-completion questionnaires were mailed to the 1991 cohort who were required to complete and return the forms within a specific period. Two reminders were sent to those who did not respond. Before the close of the survey on 31st December, non-respondents were contacted by telephone to obtain information on their employment situation. Out of a total of 1,749 full-time graduates in the Faculties of Architecture, Arts, Engineering, Law, Science and Social Sciences, 1,591 provided valid responses, giving a response rate of 91.0%.
2. For the full-time Dental graduates of 1991, the Careers Education and Placement Centre conducted a separate survey, from October to December 1991, to obtain information about their employment destinations. As

dental graduates complete their examinations in January every year, therefore the information in this report pertains to the situation at nine months after their examinations. The non-respondents were followed up by means of reminders and telephone interviews. Out of a total of 61 graduates, 59 provided valid responses, giving a response rate of 96.7%.

3. In respect of the full-time Medical graduates, this was the second time that the Careers Education and Placement Centre obtained information on their employment destinations. The survey was conducted between January and March 1992 by means of mailed questionnaires and telephone interviews. Again the 1990 cohort was surveyed instead of the 1991 cohort, as is the case with all other Faculties, to reflect employment situation six months after the one year mandatory internship. Out of a total of 145 M.B.,B.S. graduates in 1990, 108 provided valid responses, giving a response rate of 74.5%.

III. Definition of Terms

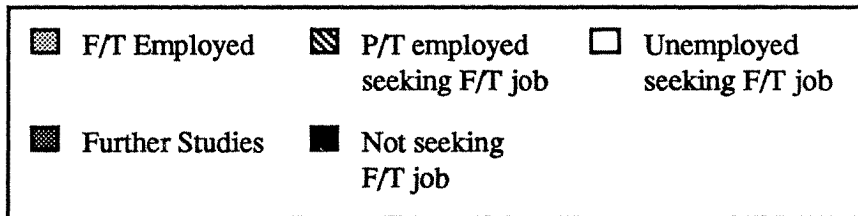
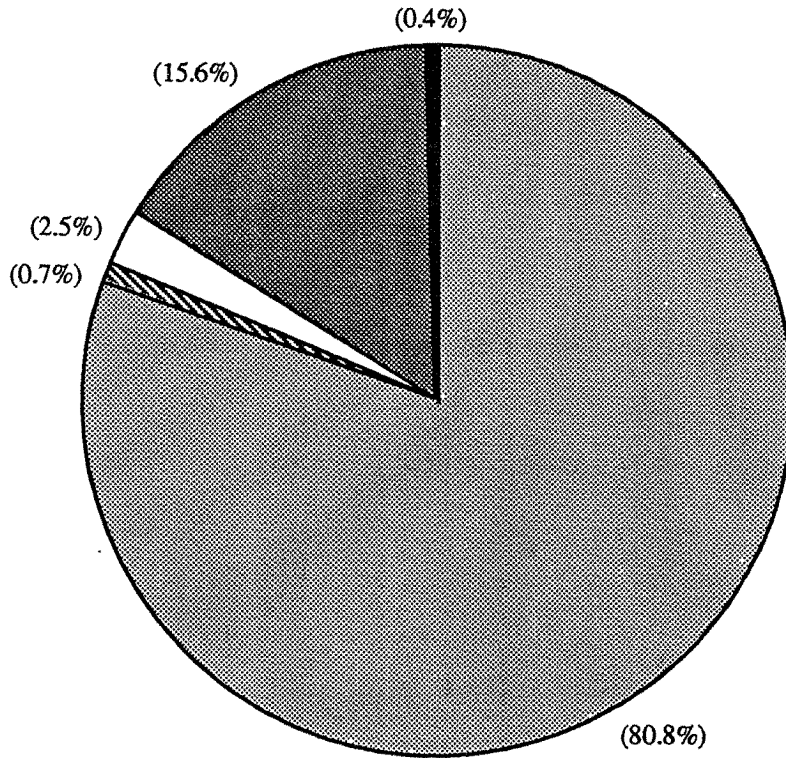
1. The following explanatory notes provide clarification on certain occupation classifications used in this report.
 - (a) Unidentifiable - occupations inadequately described in the responses.
 - (b) Not Classified - occupations not included in the classification list.
 - (c) Other Engineers - occupations such as safety engineer, assurance engineer, etc.
 - (d) Other Teachers - occupations such as special education teacher and education method advisor, etc.
 - (e) Other Researchers - occupations such as economic researcher, financial researcher, market researcher and academic researcher, etc.
 - (f) Other Computer Specialists - occupations such as computer consultant, EDP manager, computer project officer, etc.
 - (g) Other Related Writers - occupations such as author, critic and programme assistant.
 - (h) Other Miscellaneous Specialists - occupations such as sociologist, anthropologist, psychologist, philologist and related professional and technical worker.
 - (i) Other Executives - occupations such as customer service officer, consumer council officer, project executive, factory executive, property/commercial negotiator, customer support officer, assistant logistic executive, employment officer, instructor, material controller or planner, other executive trainee.
 - (j) Other Disciplined Protective Service Workers - occupations such as ICAC officer and customs & excise officer, etc.
2. "Gross monthly income" includes basic salary, allowances (such as lunch and transport allowance) and commissions, if any, and the total is recalculated on the basis of 12 payments per annum.
3. Regarding tables/charts on employment sector, 'Not Classified' includes organizations such as foreign diplomat and foreign trade commission.

IV. Overview

1. EMPLOYMENT DESTINATIONS OF ALL FIRST-DEGREE RESPONDENTS

Population: 1955

No. of Respondents: 1758 (100.0%)



2. EMPLOYMENT DESTINATIONS OF ALL FIRST-DEGREE RESPONDENTS BY QUALIFICATION

| QUALIFICATION | Population | Respondents | | F/T Employed | | P/T employed seeking F/T job | | Unemployed seeking F/T job | | Further Studies | | Not seeking F/T job | |
|---|-------------|-------------|---------------|--------------|-------------|------------------------------|------------|----------------------------|------------|-----------------|-------------|---------------------|------------|
| | | No. | Rate(%) | No. | % | No. | % | No. | % | No. | % | No. | % |
| Bachelor Degrees | | | | | | | | | | | | | |
| B.A. (Arch.Studies) | 52 | 41 | (78.8) | 37 | 90.2 | - | - | 1 | 2.4 | 3 | 7.3 | - | - |
| B.Arch. | 40 | 33 | (82.5) | 31 | 93.9 | 1 | 3.0 | - | - | 1 | 3.0 | - | - |
| B.Sc. (Q.S.) | 17 | 16 | (94.1) | 14 | 87.5 | - | - | 1 | 6.3 | 1 | 6.3 | - | - |
| B.Sc. (Surveying) | 29 | 28 | (96.6) | 28 | 100.0 | - | - | - | - | - | - | - | - |
| B.A. | 452 | 399 | (88.3) | 355 | 89.0 | 6 | 1.5 | 9 | 2.2 | 27 | 6.8 | 2 | 0.5 |
| B.D.S. | 61 | 59 | (96.7) | 57 | 96.6 | - | - | 1 | 1.7 | - | - | 1 | 1.7 |
| B.Sc. (Comp.Sc.) | 42 | 35 | (83.3) | 26 | 74.3 | - | - | - | - | 9 | 25.7 | - | - |
| B.Sc. (Eng.) - Civil & Structural | 83 | 74 | (89.2) | 66 | 89.2 | - | - | 1 | 1.4 | 7 | 9.5 | - | - |
| B.Sc. (Eng.) - Computer | 47 | 47 | (100.0) | 39 | 83.0 | - | - | 1 | 2.1 | 7 | 14.9 | - | - |
| B.Sc. (Eng.) - Electrical & Electronic | 89 | 86 | (96.6) | 74 | 86.0 | - | - | 2 | 2.3 | 9 | 10.5 | 1 | 1.2 |
| B.Sc. (Eng.) - Industrial & Manufacturing Systems | 50 | 43 | (86.0) | 42 | 97.7 | - | - | 1 | 2.3 | - | - | - | - |
| B.Sc. (Eng.) - Mechanical | 83 | 77 | (92.8) | 69 | 89.6 | 1 | 1.3 | 2 | 2.6 | 4 | 5.2 | 1 | 1.3 |
| LL.B. | 131 | 130 | (99.2) | 1 | 0.8 | - | - | - | - | 129 | 99.2 | - | - |
| M.B.,B.S. | 145 | 108 | (74.5) | 105 | 97.2 | - | - | 1 | 0.9 | 1 | 0.9 | 1 | 0.9 |
| B.Sc. | 267 | 246 | (92.1) | 175 | 71.1 | - | - | 9 | 3.7 | 61 | 24.8 | 1 | 0.4 |
| B.B.A. | 86 | 79 | (91.9) | 77 | 97.5 | 2 | 2.5 | - | - | - | - | - | - |
| B.Soc.Sc. | 230 | 209 | (90.9) | 182 | 87.1 | 2 | 1.0 | 11 | 5.3 | 13 | 6.2 | 1 | 0.5 |
| B.S.W. | 51 | 48 | (94.1) | 42 | 87.5 | - | - | 4 | 8.3 | 2 | 4.2 | - | - |
| TOTAL | 1955 | 1758 | (89.9) | 1420 | 80.8 | 12 | 0.7 | 44 | 2.5 | 274 | 15.6 | 8 | 0.4 |

3. FURTHER STUDIES BY QUALIFICATION

| Qualification | Total Respondents | Bachelor | Adv. Diploma/Diploma | Postgraduate Certificate | Master (Coursework) | M.Phil. | Ph.D. | Others |
|--|-------------------|----------|----------------------|--------------------------|---------------------|-----------|----------|----------|
| B.A. (Arch.** Studies) | 3 | 3 | - | - | - | - | - | - |
| B.Arch. | 1 | - | - | - | 1 | - | - | - |
| B.Sc. (Q.S.) | 1 | - | 1 | - | - | - | - | - |
| B.A. | 23 | - | - | 3 | 7 | 12 | - | 1 |
| B.Sc. (Comp. Sc.) | 8 | - | - | - | - | 8 | - | - |
| B.Sc. (Eng.) - Civil & Structural | 6 | - | - | - | 2 | 4 | - | - |
| B.Sc. (Eng.) - Computer | 7 | - | - | - | 6 | 1 | - | - |
| B.Sc. (Eng.) - Electrical & Electronic | 6 | - | - | - | 1 | 5 | - | - |
| B.Sc. (Eng.) - Mechanical | 3 | - | - | - | - | 3 | - | - |
| LL.B.*** | 129 | - | - | 129 | - | - | - | - |
| M.B.,B.S. | 1 | - | - | - | 1 | - | - | - |
| B.Sc. | 59 | 2 | - | 7 | 2 | 46 | 1 | 1 |
| B.Soc.Sc. | 12 | - | - | 1 | 5 | 5 | - | 1 |
| B.S.W. | 2 | - | - | - | - | 2 | - | - |
| TOTAL* | 261 | 5 | 1 | 140 | 25 | 86 | 1 | 3 |

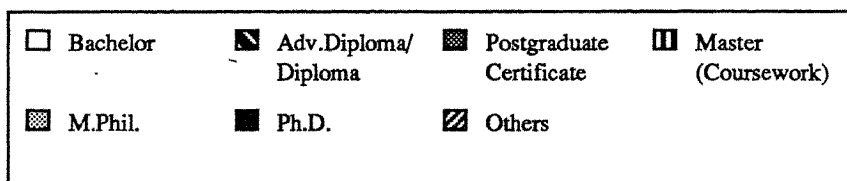
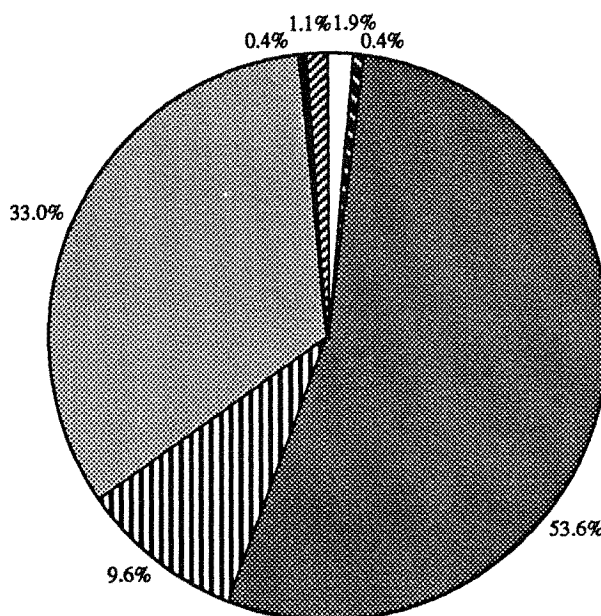
* No Response = 13

** Graduates from B.A. (Arch.Studies) continued on the two-year curriculum for the B.Arch.

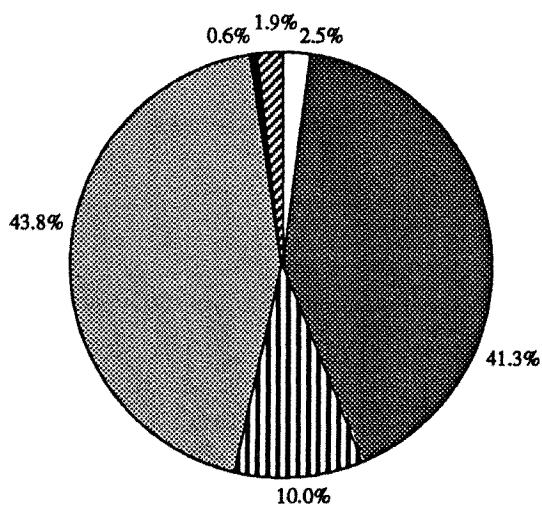
*** Graduates from LL.B. have to take the one-year curriculum for the Postgraduate Certificate in Laws before admission to the practice of law in Hong Kong.

4. FURTHER STUDIES BY SEX

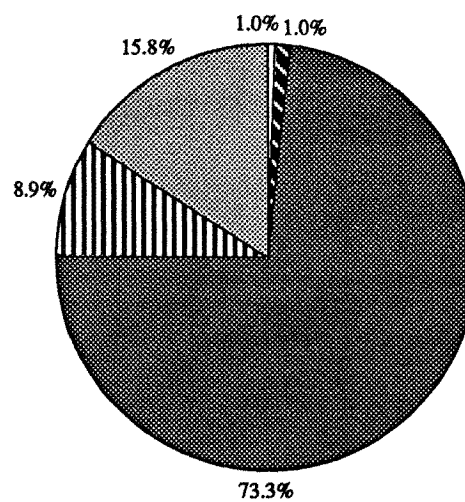
TOTAL (261) *



MALE (160)



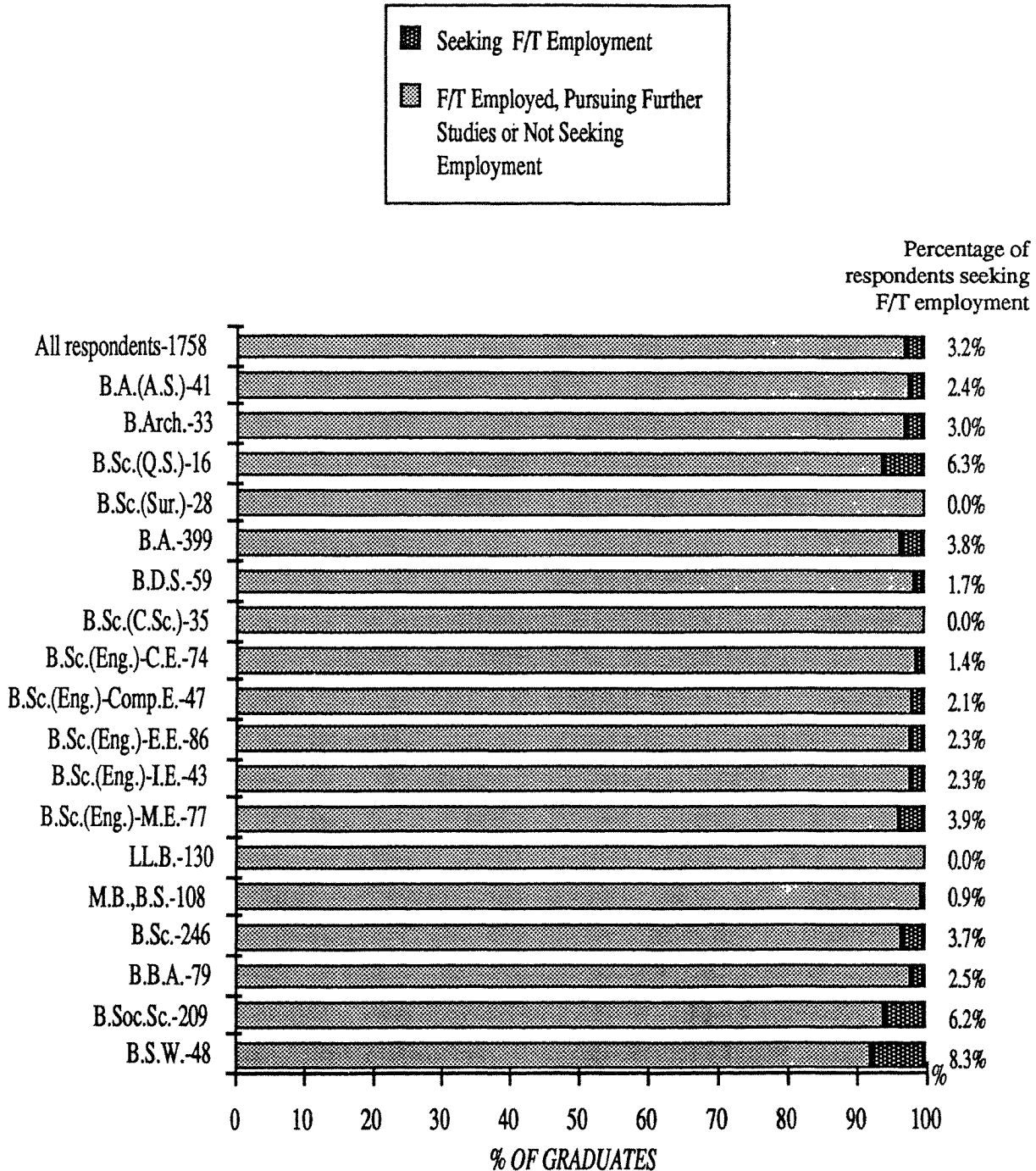
FEMALE (101)



* No response = 13

5. RESPONDENTS SEEKING FULL-TIME EMPLOYMENT

The bar chart below shows the proportion of new graduates still seeking full-time employment (P/T employed seeking F/T job and Unemployed seeking F/T job) at the time of the survey. The figures alongside the degree title indicate the number of graduate respondents.



6. EMPLOYMENT SECTOR BY QUALIFICATION

This includes all the Bachelor Degrees except B.D.S. and M.B.,B.S.

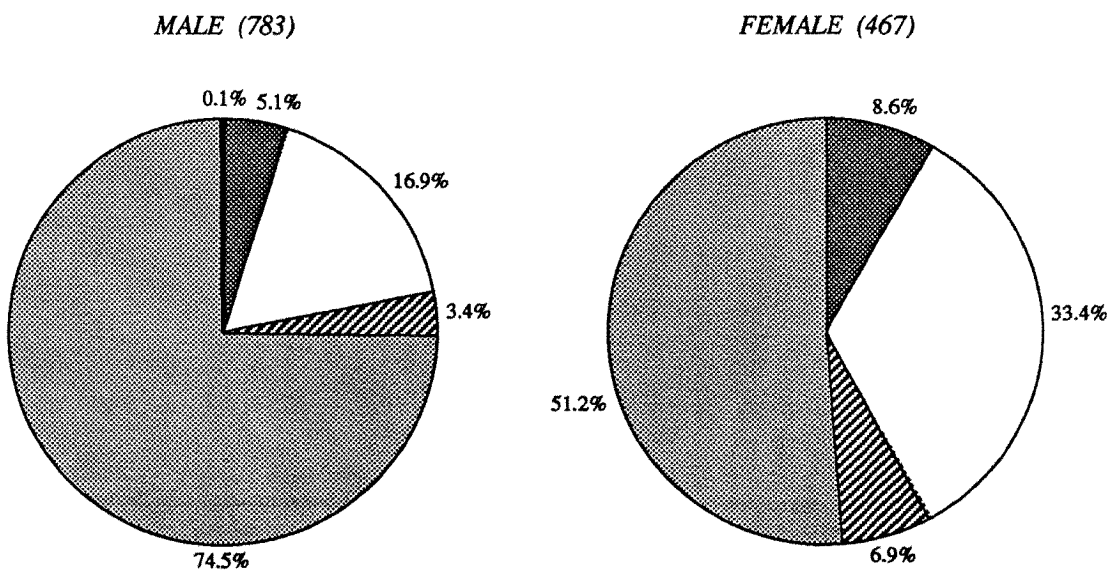
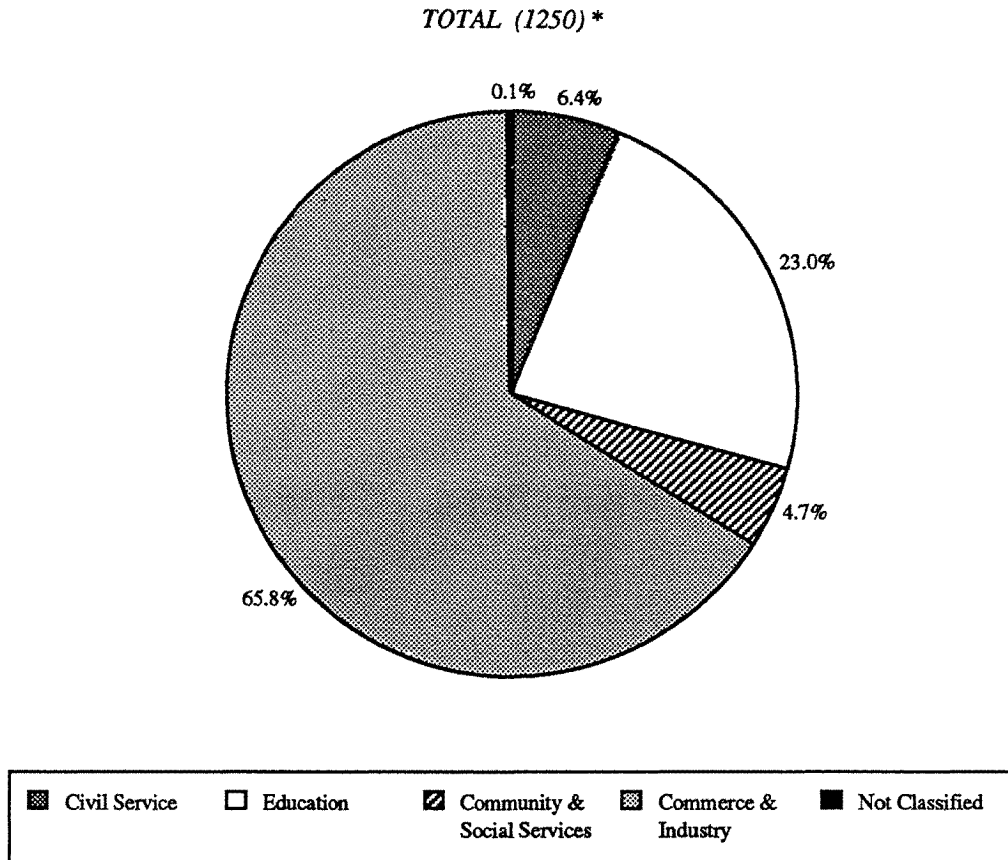
| Qualification | Civil Service | | Education | | Community & Social Services | | Commerce & Industry | | Total | |
|---|---------------|------------|------------|-------------|-----------------------------|------------|---------------------|-------------|--------------|--------------|
| | No. | % | No. | % | No. | % | No. | % | No. | % |
| B.A. (Arch.Studies) | 1 | 2.8 | 1 | 2.8 | - | - | 34 | 94.4 | 36 | 100.0 |
| B.Arch. | - | - | - | - | - | - | 30 | 100.0 | 30 | 100.0 |
| B.Sc. (Q.S.) | - | - | - | - | - | - | 14 | 100.0 | 14 | 100.0 |
| B.Sc. (Surveying) | 6 | 22.2 | - | - | - | - | 21 | 77.8 | 27 | 100.0 |
| B.A. | 24 | 6.8 | 163 | 46.0 | 19 | 5.4 | 147 | 41.5 | 354* | 100.0 |
| B.Sc. (Comp.Sc.) | - | - | 1 | 3.8 | 1 | 3.8 | 24 | 92.3 | 26 | 100.0 |
| B.Sc. (Eng.) - Civil & Structural | 16 | 24.2 | 2 | 3.0 | - | - | 48 | 72.7 | 66 | 100.0 |
| B.Sc. (Eng.) - Computer | - | - | 1 | 2.6 | 1 | 2.6 | 37 | 94.9 | 39 | 100.0 |
| B.Sc. (Eng.) - Electrical & Electronic | 2 | 2.7 | 1 | 1.4 | - | - | 71 | 95.9 | 74 | 100.0 |
| B.Sc. (Eng.) - Industrial & Manufacturing Systems | - | - | - | - | - | - | 41 | 100.0 | 41 | 100.0 |
| B.Sc. (Eng.) - Mechanical | 1 | 1.4 | 4 | 5.8 | - | - | 64 | 92.8 | 69 | 100.0 |
| LL.B. | - | - | 1 | 100.0 | - | - | - | - | 1 | 100.0 |
| B.Sc. | 1 | 0.6 | 90 | 51.4 | 3 | 1.7 | 81 | 46.3 | 175 | 100.0 |
| B.B.A. | 5 | 6.7 | 2 | 2.7 | - | - | 68 | 90.7 | 75 | 100.0 |
| B.Soc.Sc. | 16 | 8.8 | 21 | 11.6 | 7 | 3.9 | 137 | 75.7 | 181 | 100.0 |
| B.S.W. | 8 | 19.0 | 1 | 2.4 | 28 | 66.7 | 5 | 11.9 | 42 | 100.0 |
| TOTAL | 80 | 6.4 | 288 | 23.0 | 59 | 4.7 | 822 | 65.8 | 1250* | 100.0 |

No Response = 8

* Not Classified = 1

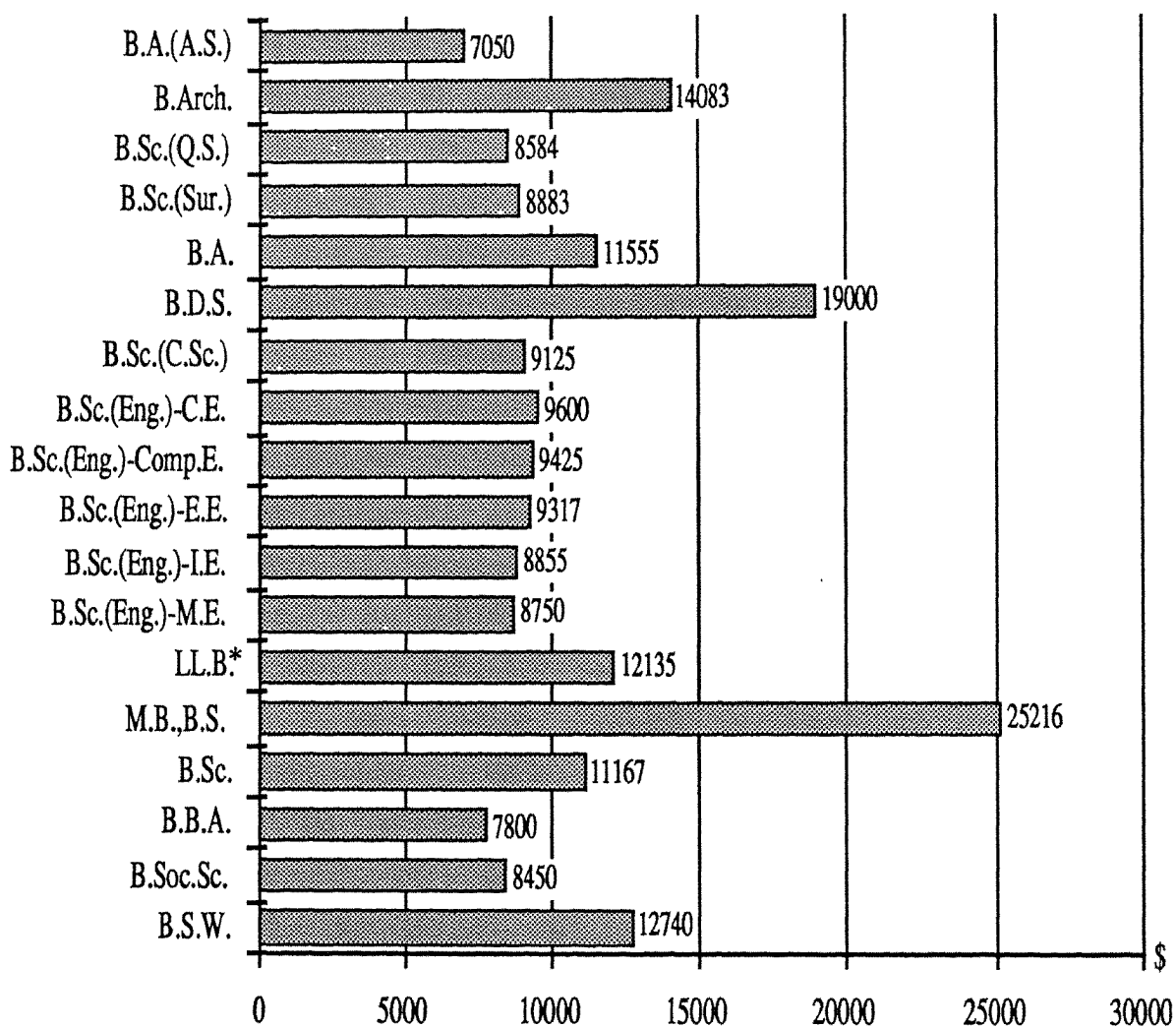
7. EMPLOYMENT SECTOR BY SEX

This includes all the Bachelor Degrees except B.D.S. and M.B.,B.S.



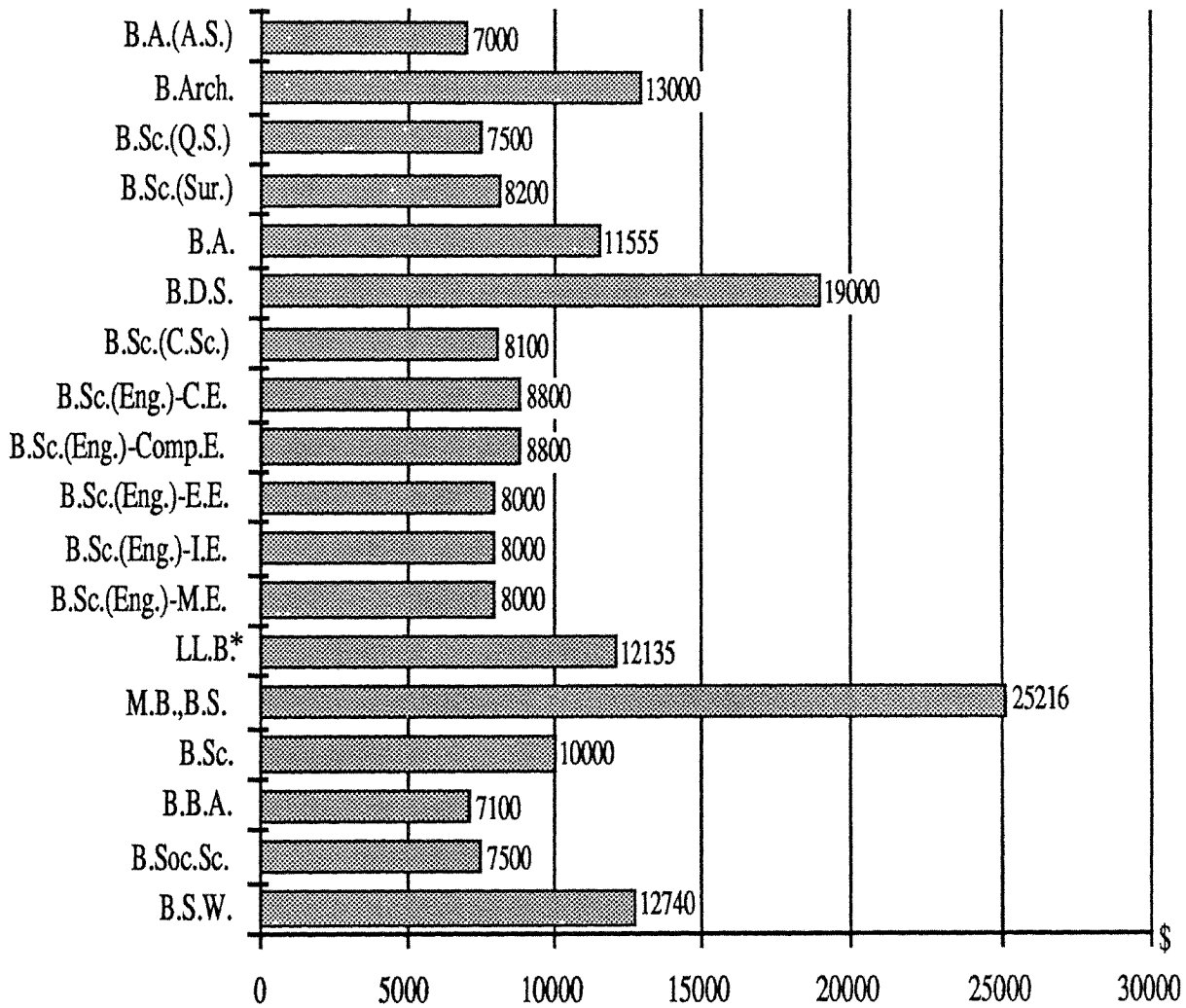
* No response = 8

8. MEDIAN GROSS MONTHLY INCOME BY QUALIFICATION



* This refers to one LL.B. graduate who took up full-time employment; the others continued to take the one-year curriculum for the Postgraduate Certificate in Laws.

**9. MEDIAN BASIC MONTHLY SALARY
BY QUALIFICATION**



* This refers to one LL.B. graduate who took up full-time employment; the others continued to take the one-year curriculum for the Postgraduate Certificate in Laws.

**10. GROSS MONTHLY INCOME BY
EMPLOYMENT SECTOR**

| Employment Sector | Median HK\$ | Maximum HK\$ | Minimum HK\$ |
|--|----------------|-----------------|-----------------|
| CIVIL SERVICE | 11555 | 43300 * | 9000 |
| EDUCATION | 12135 | 15100 | 5000 |
| Government Secondary Schools | 12135 | 12135 | 12135 |
| Aided Secondary Schools | 12135 | 12135 | 10000 |
| Private Secondary Schools | 12000 | 15100 | 6000 |
| Tertiary Institutions | 9400 | 12740 | 5000 |
| Others | 10032 | 10480 | 9750 |
| COMMUNITY & SOCIAL SERVICES | 11555 | 13146 | 6200 |
| COMMERCE & INDUSTRY | 8450 | 24000 | 3000 |
| Manufacturing | 8458 | 13300 | 4208 |
| Electricity, Gas & Steam | 11700 | 13720 | 7367 |
| Construction | 8867 | 15925 | 7042 |
| Trading/Marketing/Retailing | 8125 | 12725 | 3000 |
| Restaurants/Hotels | 8167 | 10100 | 8125 |
| Transport, Storage & Communication | 8956 | 14000 | 3000 |
| Financial Institutions | 8813 | 24000 | 4000 |
| Insurance | 8167 | 17000 | 7000 |
| Real Estate | 8750 | 14750 | 4792 |
| Business Services | 7854 | 18125 | 3500 |
| Engineering, Architectural & Technical Services | 8667 | 18792 | 5500 |
| Others | 9334 | 12742 | 6000 |
| NOT CLASSIFIED | 26542 | 26542 | 26542 |
| OVERALL | 9400 | 43300 | 3000 |

* Two graduates were working as Senior Police Inspector. If their incomes were excluded, the maximum income received by graduates working in the Civil Service would be \$19,405.

**11. BASIC MONTHLY SALARY BY
EMPLOYMENT SECTOR**

| Employment Sector | Median HK\$ | Maximum HK\$ | Minimum HK\$ |
|--|----------------|-----------------|-----------------|
| CIVIL SERVICE | 11555 | 31740 * | 9000 |
| EDUCATION | 12135 | 15100 | 5000 |
| Government Secondary Schools | 12135 | 12135 | 12135 |
| Aided Secondary Schools | 12135 | 12135 | 10000 |
| Private Secondary Schools | 12000 | 15100 | 5000 |
| Tertiary Institutions | 9400 | 12740 | 5000 |
| Others | 10032 | 10480 | 9000 |
| COMMUNITY & SOCIAL SERVICES | 11555 | 12750 | 6200 |
| COMMERCE & INDUSTRY | 7500 | 15500 | 0 |
| Manufacturing | 7500 | 12000 | 2500 |
| Electricity, Gas & Steam | 10800 | 10800 | 6800 |
| Construction | 8000 | 14700 | 6500 |
| Trading/Marketing/Retailing | 7000 | 11000 | 2500 |
| Restaurants/Hotels | 7250 | 7800 | 7000 |
| Transport, Storage & Communication | 8000 | 12230 | 0 |
| Financial Institutions | 7800 | 15000 | 3500 |
| Insurance | 7200 | 11300 | 6000 |
| Real Estate | 7500 | 9000 | 3500 |
| Business Services | 7100 | 13500 | 0 |
| Engineering, Architectural & Technical Services | 8000 | 15500 | 5500 |
| Others | 8350 | 11300 | 4000 |
| NOT CLASSIFIED | 24500 | 24500 | 24500 |
| OVERALL | 8200 | 31740 | 0 |

* Two graduates were working as Senior Police Inspector. If their salaries were excluded, the maximum salary received by graduates working in the Civil Service would be \$19,405.

V. Faculty Reports

(Information on specific academic disciplines is available on request.)

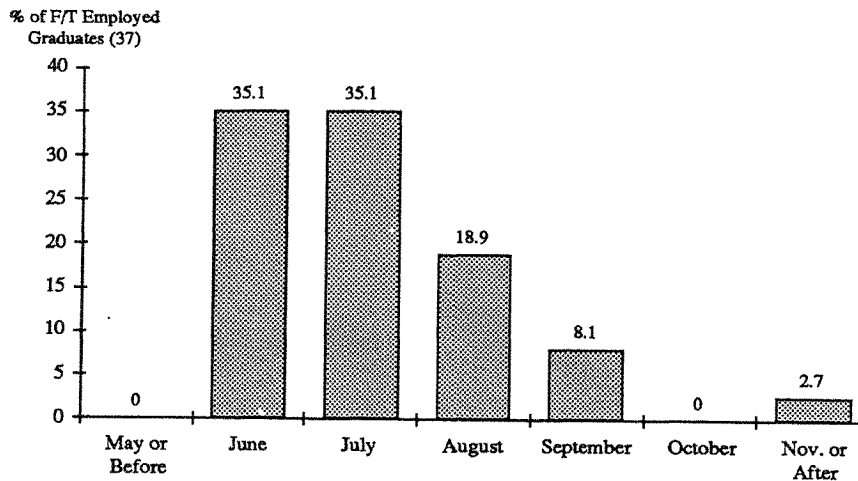
Faculty of Architecture

B.A. (Arch. Studies)

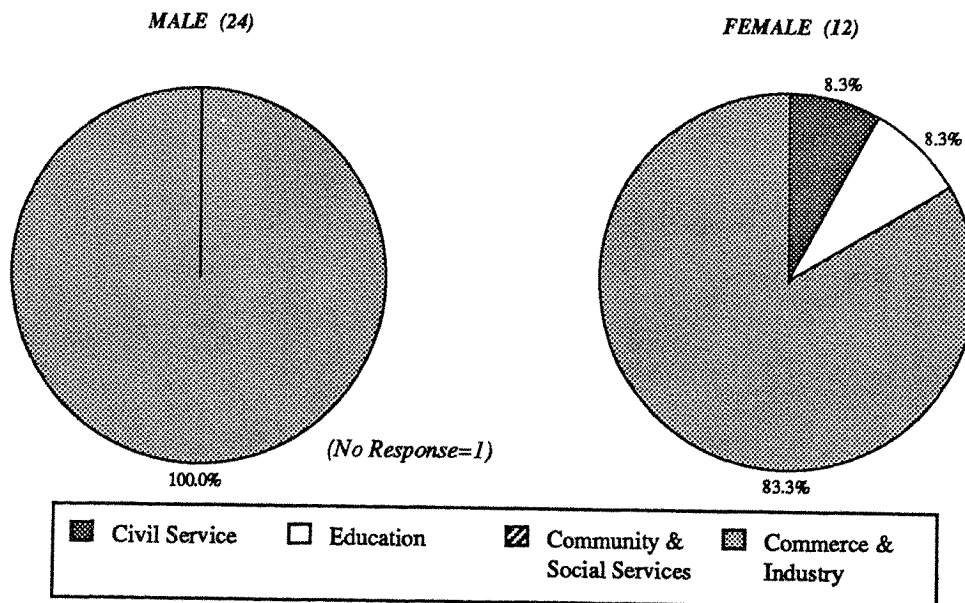
EMPLOYMENT DESTINATIONS:

| | Total | Male | Female |
|------------------------------|-------------|------|--------|
| Population | 52 | 34 | 18 |
| No. of Respondents | 41 (100.0%) | 27 | 14 |
| F/T Employed | 37 (90.2%) | 25 | 12 |
| P/T Employed Seeking F/T Job | - | - | - |
| Unemployed Seeking F/T Job | 1 (2.4%) | - | 1 |
| Further Studies | 3 (7.3%) | 2 | 1 |
| Not Seeking F/T Job | - | - | - |

TIME TAKEN TO SECURE EMPLOYMENT:



EMPLOYMENT SECTOR BY SEX:



B.A. (Arch. Studies)

EMPLOYERS:

CIVIL SERVICE -

- . Radio Television Hong Kong

EDUCATION -

- . Private Secondary School (1 school)

COMMERCE & INDUSTRY -

- . Archicorp (HK) Ltd
- . Associated Architects Ltd
- . Chau Lam Architects & Associates
- . Chows Architects & Partners
- . David Ho & Partners Architects & Engineers
- . Design Consultants Ltd
- . Ho & Partners Architects, Engineers & Development Consultants Ltd
- . Hsin-Yieh Architects & Associates Ltd
- . John Hui & Associates
- . K H W & Associates Architects
- . Kung & Lee Architects & Designers Ltd
- . Kwan & Associates Architects Ltd
- . LCT Associates
- . Leung & Chow Architects Planners Ltd
- . Li & Siu Associates Ltd
- . Max Yiu & Association Architects & Consulting Engineers
- . Michael W K Yuen Architect
- . P K Ng & Associates (HK) Ltd
- . Peter Fung & Associates Ltd
- . Srt Architects Ltd
- . WMKY Architects & Engineers Ltd
- . Y K Au-Yeung Architects & Associates

OCCUPATIONS:

| | <i>No. of Graduates</i> | | <i>No. of Graduates</i> |
|----------------------------------|-----------------------------|--------------------------|-----------------------------|
| . Architect, Landscape Architect | 34 | . Other Related Writers* | 1 |
| . Teacher in secondary school | 1 | . No Response | 1 |

* Please refer to the definition of terms in Section III.

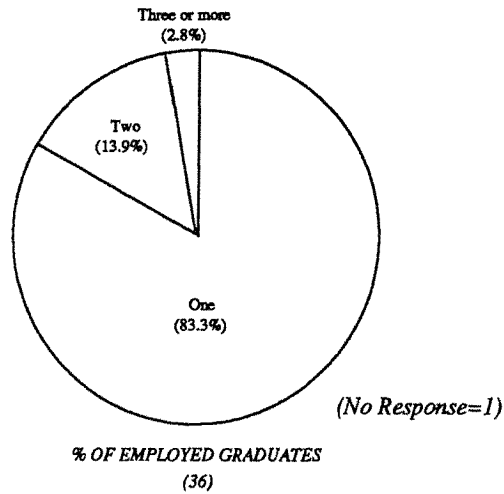
BASIC SALARY: Mean \$6,952
(per month) Median \$7,000

GROSS INCOME: Mean \$7,386
(per month) Median \$7,050

(Additional information on salaries is given in Appendix 3)

B.A. (Arch. Studies)

NO. OF FULL-TIME JOBS HELD SIX MONTHS AFTER GRADUATION:



FURTHER STUDIES:

COURSE BEING:

- . A post-graduate course in the same discipline as the first degree *No. of Graduates*
3

PROGRAMME:

| | |
|----------|--------------|
| | Architecture |
| Bachelor | 3 |

PLACE OF STUDY:

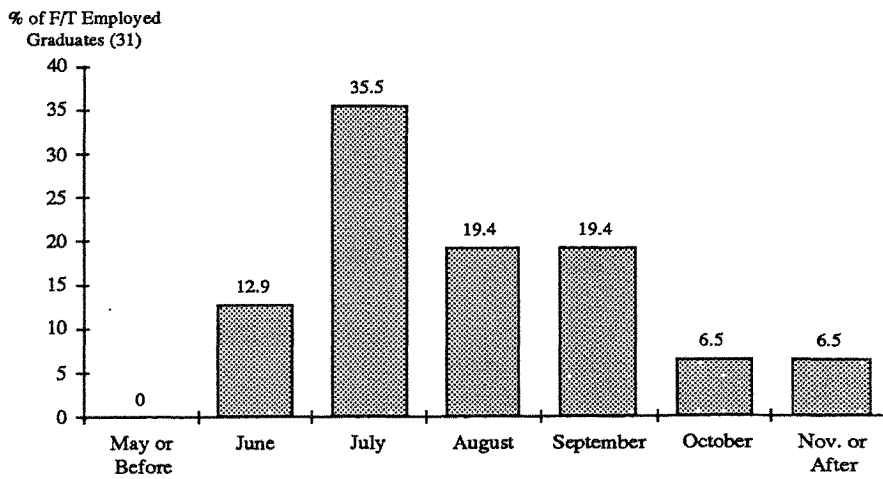
- . Hong Kong *No. of Graduates*
3

B.Arch.

EMPLOYMENT DESTINATIONS:

| | Total | Male | Female |
|------------------------------|-------------|------|--------|
| Population | 40 | 30 | 10 |
| No. of Respondents | 33 (100.0%) | 26 | 7 |
| F/T Employed | 31 (93.9%) | 24 | 7 |
| P/T Employed Seeking F/T Job | 1 (3.0%) | 1 | - |
| Unemployed Seeking F/T Job | - | - | - |
| Further Studies | 1 (3.0%) | 1 | - |
| Not Seeking F/T Job | - | - | - |


TIME TAKEN TO SECURE EMPLOYMENT:




EMPLOYMENT SECTOR BY SEX:

MALE (23)

FEMALE (7)



(No Response=1)



B.Arch.

EMPLOYERS:

COMMERCE & INDUSTRY -

- | | |
|--|--|
| <ul style="list-style-type: none"> . Andrew Lee King Fun & Association . CYS Associates (HK) Ltd . Chau Ku & Leung Architect . Chau Lam Architects & Associates . Chows Architects & Partners . D Heung & Associates . Hsin-Yieh Architects & Associates Ltd . John Hui & Associates . John Lei Architects Ltd . Jones Lang Wootton Ltd . Joseph Chan Wing Chiu Architect & Associates Ltd . Kho & Cho Associates Architects | <ul style="list-style-type: none"> . Kwan & Associates Architects Ltd . LCT Associates . Levett & Bailey Chartered Surveyors . Liang Wong Kou & Partners (HK) . Ling Chan & Partners Architects . Lu Tang Lai Architects Ltd . Ng Chun Man & Associates Architects & Engineers (HK) Ltd . P & T Architects & Engineers Ltd . P K Ng & Associates (HK) Ltd . Paliburg Development Consultants Ltd . Ronald Lu & Partners . Transco Consultants Co Ltd . Wong Tung & Partners Ltd |
|--|--|

OCCUPATIONS:

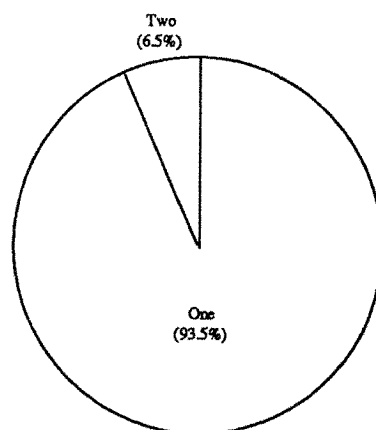
| | <i>No. of Graduates</i> | | <i>No. of Graduates</i> |
|----------------------------------|-----------------------------|-------------------------|-----------------------------|
| . Architect, Landscape Architect | 29 | . Investment Consultant | 1 |
| . Quantity Surveyor | 1 | | |

BASIC SALARY: Mean \$12,882
(per month) Median \$13,000

GROSS INCOME: Mean \$13,959
(per month) Median \$14,083

(Additional information on salaries is given in Appendix 3)

NO. OF FULL-TIME JOBS HELD SIX MONTHS AFTER GRADUATION:



% OF EMPLOYED GRADUATES
(31)

B.Arch.

FURTHER STUDIES:

COURSE BEING:

. A post-graduate course in the same discipline as the first degree *No. of Graduates*
1

PROGRAMME:

| | |
|---------------------|--------------|
| | Architecture |
| Master (Coursework) | 1 |

PLACE OF STUDY:

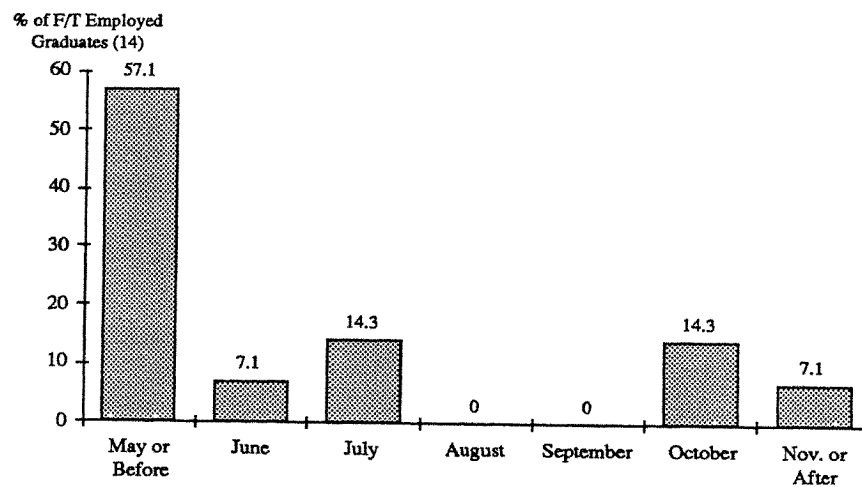
. U.K. *No. of Graduates*
1

B.Sc. (Quantity Surveying)

EMPLOYMENT DESTINATIONS:

| | Total | Male | Female |
|------------------------------|-------------|------|--------|
| Population | 17 | 11 | 6 |
| No. of Respondents | 16 (100.0%) | 11 | 5 |
| F/T Employed | 14 (87.5%) | 10 | 4 |
| P/T Employed Seeking F/T Job | - | - | - |
| Unemployed Seeking F/T Job | 1 (6.2%) | 1 | - |
| Further Studies | 1 (6.2%) | - | 1 |
| Not Seeking F/T Job | - | - | - |




TIME TAKEN TO SECURE EMPLOYMENT:



EMPLOYMENT SECTOR BY SEX:

MALE (10)

FEMALE (4)



B.Sc. (Quantity Surveying)

EMPLOYERS:

COMMERCE & INDUSTRY -

- | | |
|--|--|
| <ul style="list-style-type: none"> . Brooke Hillier Parker . Cargill (HK) Ltd . Chung Sen Surveyor . Dragon Sight Development Ltd . Everfaith Property . Gammon Construction Ltd . HongkongBank | <ul style="list-style-type: none"> . International Tak Cheung Construction & Engineering Co Ltd . Kam Wo Construction Co Ltd . Levett & Bailey Chartered Surveyors . Shell Hong Kong Ltd . Trans World Radio (FE) Ltd . Union Engineering Co . Wah Hin & Co Ltd |
|--|--|

OCCUPATIONS:

| | <i>No. of Graduates</i> | | <i>No. of Graduates</i> |
|---|-----------------------------|---|-----------------------------|
| . Quantity Surveyor | 5 | . Administrative/Management Executive | 1 |
| . Appraiser, Rating & Valuating Surveyor | 2 | . Bank Executive | 1 |
| . Other Researchers* | 1 | . Organization & Methods Officer | 1 |
| . Marketing/Sales Executive | 1 | . Estate Development/Management Officer | 1 |
| . Trading Executive/Merchandiser/Buyer & Purchasing Agent | 1 | | |

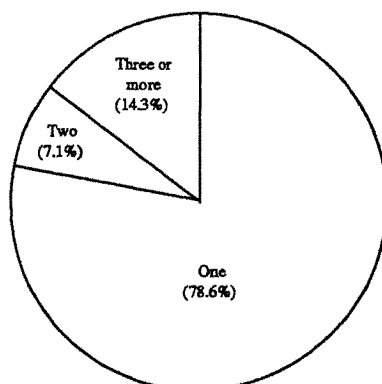
* Please refer to the definition of terms in Section III.

BASIC SALARY: Mean \$8,065
(per month) Median \$7,500

GROSS INCOME: Mean \$9,425
(per month) Median \$8,584

(Additional information on salaries is given in Appendix 3)

NO. OF FULL-TIME JOBS HELD SIX MONTHS AFTER GRADUATION:



% OF EMPLOYED GRADUATES
(14)

B.Sc. (Quantity Surveying)

FURTHER STUDIES:

COURSE BEING:

. A post-graduate course in a discipline different from the first degree *No. of Graduates*
1

PROGRAMME:

| | |
|----------------------|-----------------------|
| | Environmental Studies |
| Adv. Diploma/Diploma | 1 |

PLACE OF STUDY:

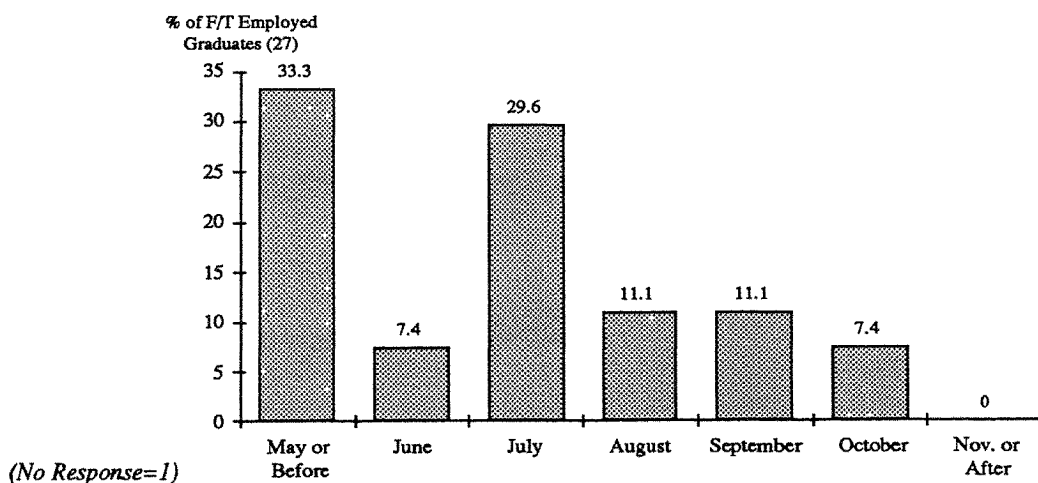
. Australia *No. of Graduates*
1

B.Sc. (Surveying)

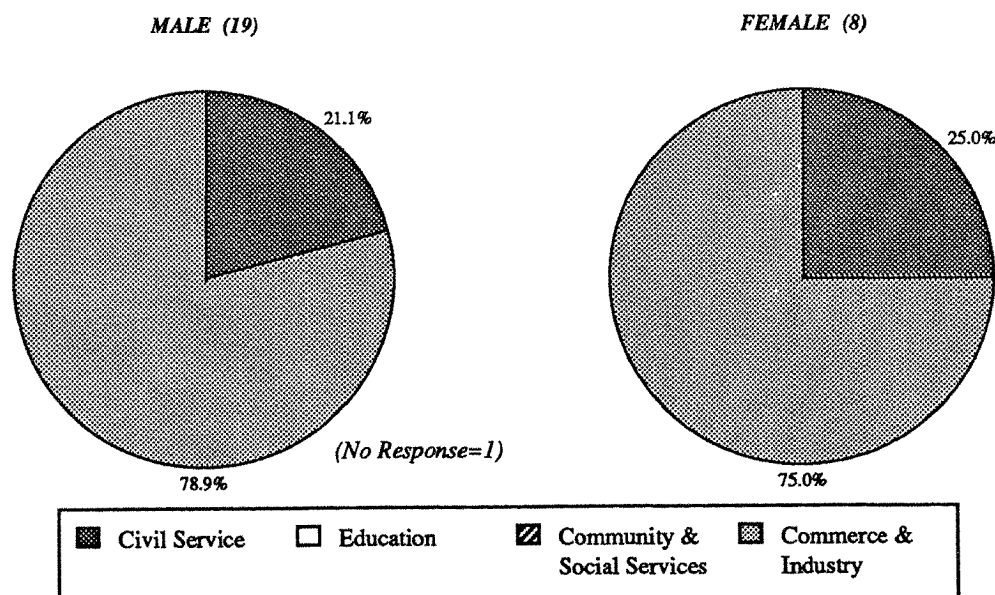
EMPLOYMENT DESTINATIONS:

| | Total | Male | Female |
|------------------------------|-------------|------|--------|
| Population | 29 | 21 | 8 |
| No. of Respondents | 28 (100.0%) | 20 | 8 |
| F/T Employed | 28 (100.0%) | 20 | 8 |
| P/T Employed Seeking F/T Job | - | - | - |
| Unemployed Seeking F/T Job | - | - | - |
| Further Studies | - | - | - |
| Not Seeking F/T Job | - | - | - |

TIME TAKEN TO SECURE EMPLOYMENT:



EMPLOYMENT SECTOR BY SEX:



B.Sc. (Surveying)

EMPLOYERS:

CIVIL SERVICE -

- . Buildings & Lands Department
- . Rating & Valuation Department
- . Housing Department

COMMERCE & INDUSTRY -

- . A G Wilkinson & Associates
- . Henderson Land Development Co Ltd
- . Hopewell Construction Co Ltd
- . Hsin Chong Construction Co Ltd
- . Hutchison Whampoa Dock Ltd
- . JLW Management Services Ltd
- . Jones Lang Wootton Ltd
- . Levett & Bailey Chartered Surveyors
- . Raine Horne & Lau Francis Lau (Surveyors) Co Ltd
- . Richard Ellis Ltd
- . Sung Foo Kee Ltd
- . Swire Properties Ltd
- . Urban Property Management Ltd

OCCUPATIONS:

| | <i>No. of Graduates</i> | | <i>No. of Graduates</i> |
|--|-----------------------------|---|-----------------------------|
| . Quantity Surveyor | 6 | . Estate Development/Management Officer | 5 |
| . Building/Land Surveyor | 4 | . Other Executives* | 4 |
| . Appraiser, Rating & Valuating Surveyor | 8 | . No Response | 1 |

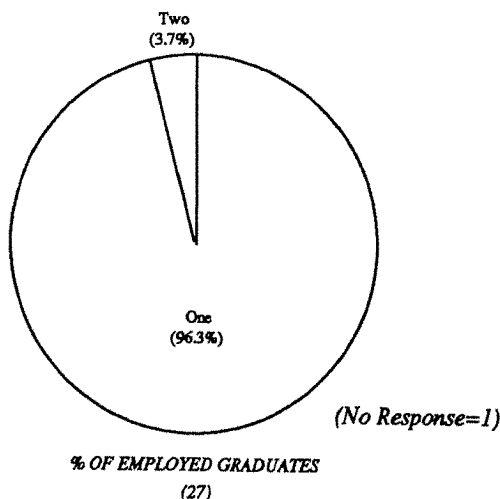
* Please refer to the definition of terms in Section III.

BASIC SALARY: Mean \$8,196
(per month) Median \$8,200

GROSS INCOME: Mean \$9,058
(per month) Median \$8,883

(Additional information on salaries is given in Appendix 3)

NO. OF FULL-TIME JOBS HELD SIX MONTHS AFTER GRADUATION:



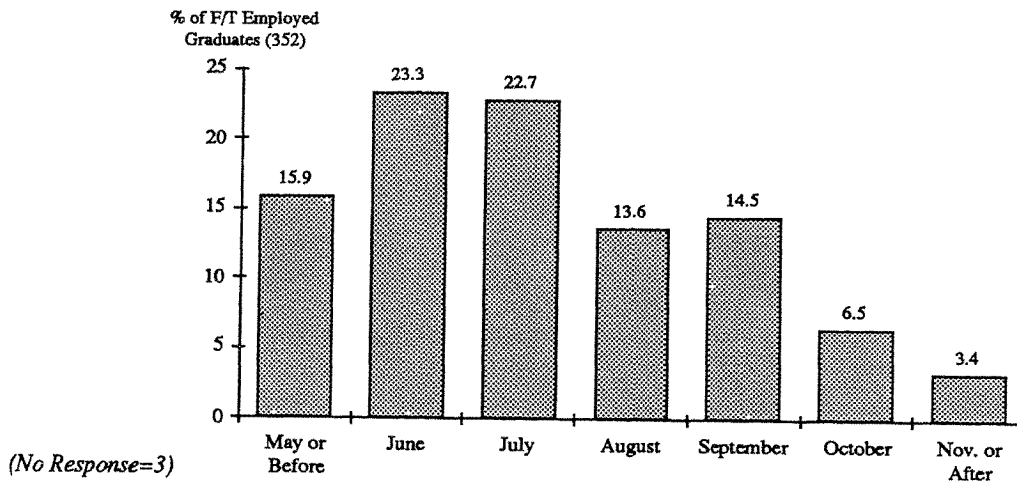
Faculty of Arts

B.A.

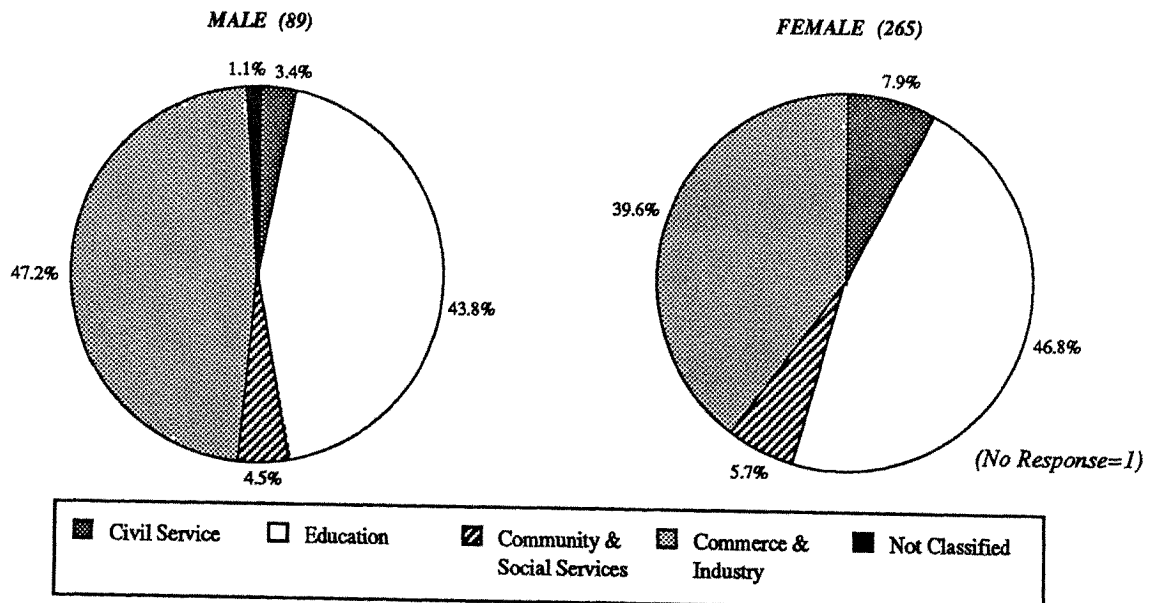
EMPLOYMENT DESTINATIONS:

| | Total | Male | Female |
|------------------------------|--------------|------|--------|
| Population | 452 | 130 | 322 |
| No. of Respondents | 399 (100.0%) | 109 | 290 |
| F/T Employed | 355 (89.0%) | 89 | 266 |
| P/T Employed Seeking F/T Job | 6 (1.5%) | 2 | 4 |
| Unemployed Seeking F/T Job | 9 (2.3%) | 4 | 5 |
| Further Studies | 27 (6.8%) | 14 | 13 |
| Not Seeking F/T Job | 2 (0.5%) | - | 2 |

TIME TAKEN TO SECURE EMPLOYMENT:



EMPLOYMENT SECTOR BY SEX:



B.A.

EMPLOYERS:

CIVIL SERVICE -

- . Census & Statistics Department
- . Chief Secretary's Office,
Chinese Language Division
- . City & New Territories Administration
- . Civil Service Branch,
Civil Service Training Centre
- . District Office
- . Health & Welfare Branch
- . Hospital Services Department
- . Inland Revenue Department
- . Judiciary
- . Labour Department
- . Marine Department
- . Regional Services Department
- . Royal Hong Kong Police Force
- . Social Welfare Department
- . Trade Department

EDUCATION -

- . Government Secondary School (6 schools)
- . Aided Secondary School (96 schools)
- . Private Secondary School (8 schools)
- . Chinese University of Hong Kong
- . Hong Kong Polytechnic
- . University of Hong Kong
- . Hong Kong Institute of Language & Translation
- . Shing Kung Hui Primary School

COMMUNITY & SOCIAL SERVICES -

- . Conservancy Association
- . Family Planning Association of HK
- . Hong Kong & Kowloon Volleyball Association
- . Hong Kong Tourist Association
- . Law Society Legal Advice &
Duty Lawyer Schemes
- . One Country Two Systems Economic
Research Institute Ltd
- . United Democrats of Hong Kong
- . Yan Chai Hospital
- . Young Men's Christian Association
of Hong Kong

COMMERCE & INDUSTRY -

- . Affirm Master Ltd
- . Agape Christoe Innovative Solutions Ltd
- . Alligance Publication
- . American International Assurance Co Ltd
- . Anthony Ng Architects Ltd
- . Asea Brown Boveri Ltd
- . Asia Television Ltd
- . Asian Sources
- . Asiaweek Ltd
- . BSB HK
- . Best Elite Co Ltd
- . Broadway Sportswear Ltd
- . Burson-Marsteller (HK) Ltd
- . C & A Co Ltd
- . CIGNA Worldwide Insurance Co
- . Celesic Co Ltd
- . Century Hong Kong Hotel
- . China Tourism Press
- . Cho Yang (HK) Co Ltd
- . Christian Communications Ltd
- . Colliers Jardine
- . Comitex Holdings Ltd
- . Crossover Magazine
- . Dao Heng Bank Ltd
- . Dodwell Business Machines
- . Eighteen Crown Ltd
- . Electronic Devices Ltd
- . Expert System Co Ltd
- . Express News Ltd
- . Fairlite Industries Ltd
- . Famous Horse Garment Fty Ltd
- . Federal Publications Ltd
- . Fine Quality Ltd
- . Finn Hampers & Gifts
- . Frank Small & Associates Ltd
- . Franki Kier Ltd
- . Freight Tran's International Co Ltd
- . Gibson Public Relations (HK) Ltd
- . Glaxo (HK) Ltd
- . Gold Harbour International Ltd
- . Good Far Ltd
- . Goodstep International Sales Ltd

B.A.

- . Guardian Property Management Ltd
- . Handing Media Supplies Ltd
- . Hong Kong Daily News Ltd
- . Hong Kong Economic Times
- . Hong Kong Sales (Knitwear) Ltd
- . Hong Kong Student Travel Ltd
- . HongkongBank
- . Hotel Victoria
- . Hung Hing Petrochem Co Ltd
- . In-Group Publications Ltd
- . Innovative International (HK) Ltd
- . Jardine Fleming Holdings Ltd
- . Jusco Stores (HK) Co Ltd
- . KPMG Peat Marwick
- . Kado Industrial Co Ltd
- . Keenpac Hong Kong Ltd
- . King Fook Gold & Jewellery (KIn) Co Ltd
- . Kosugi Overseas (HK) Ltd
- . L & D Investment Ltd
- . Lawman (FE) Ltd
- . Le Grain De Seneve Publishing Co Ltd
- . Lida Shipping (Agency) Co Ltd
- . Ling Kee Publishing Co Ltd
- . Lucky House Industries Ltd
- . Lung Tai Medicine Chemical Ltd
- . Marketing Decision Research Co Ltd
- . McGraw-Hill International Book Co
- . Media & Entertainment International Ltd
- . Michacel Garden Publishing Ltd
- . Mitsubishi Bank Ltd
- . Modern Educational Research Society Ltd
- . Modern Metal & Refining Ltd
- . Mondial Services (HK) Ltd
- . Myland Enterprise
- . Neptune Orient Lines Management Services (HK) Co Ltd
- . New Asia Printing Co
- . New Image International
- . Observers Travel Enterprise Co Ltd
- . On Hing Paper Co Ltd
- . Orix Asia Ltd
- . PR Partnership
- . Procter & Gamble (HK) Ltd
- . Prudential Hotel
- . Renley Watch Manufacturing Co Ltd
- . Ridgeville Ltd
- . SIS International Ltd
- . Same Time Electronics Ltd
- . Sandvik (HK) Ltd
- . Seaunion Investments Co Ltd
- . Seawise Line Co Ltd
- . Shinning Shield Development Ltd
- . Shun Loong Handbag Manufacturing Ltd
- . Siegle Advertising Ltd
- . Sino-Link Services Ltd
- . Soundwell Development Ltd
- . Spectrum Entertainment Ltd
- . Speedmark Transportation Ltd
- . Standard Chartered Bank
- . Standard Intelligence Ltd
- . Star TV
- . Surface Mount Technology Ltd
- . Swire Technologies Ltd
- . TSD Co Ltd (Japan)
- . Tai Ping Advertising Co Ltd
- . Television Broadcasts Ltd
- . Tommy Li Design & Associates
- . Top Form Brassiere Manufacturing Co Ltd
- . Tri-Ever Enterprises (HK) Co Ltd
- . Tricom Microsystems Ltd
- . Typesetting Ltd
- . UA Whampoa Theatre
- . Ultra Fine Circuits Ltd
- . United Wealth Engineering Ltd
- . Universal Exchange Co
- . Universal Models Ltd
- . Vincent Publishing Co
- . Wacker Industrial Co Ltd
- . Webster Personnel Agency
- . Well-Life Trading Co
- . Westpac Technology Ltd
- . Windsor Trading Co
- . Winforte Co
- . Wing Hing Polybags Co Ltd
- . World-Fair Consultants Ltd
- . Yaohan Department Store (HK) Ltd

NOT CLASSIFIED -

- . US Consulate General

OCCUPATIONS:

| | <i>No. of Graduates</i> | | <i>No. of Graduates</i> |
|-------------------------------|-----------------------------|-----------------------------|-----------------------------|
| . Nurse in clinic | 1 | . Teacher in primary school | 3 |
| . Teacher in secondary school | 140 | . Education Officer | 6 |

B.A.

| | <i>No. of Graduates</i> | | <i>No. of Graduates</i> |
|-------------------------------------|-----------------------------|---|-----------------------------|
| . Other Teachers* | 3 | . Shipping Executive | 1 |
| . Other Researchers* | 11 | . Trading Executive/Merchandiser/ Buyer & Purchasing Agent | 17 |
| . Computer Programmer | 2 | . Travel Executive | 3 |
| . Accounting Trainee | 1 | . Personnel Officer/Assistant | 1 |
| . Radio & TV Producer/Script-writer | 2 | . Personal Assistant | 9 |
| . Advertising Copywriter | 2 | . Administrative/Management Executive | 33 |
| . Editor, Journalist, Reporter | 20 | . Bank Executive | 4 |
| . Public Relation Officer | 7 | . Finance Executive | 1 |
| . Other Related Writers* | 4 | . Organization & Methods Officer | 1 |
| . Social Worker | 6 | . Estate Development/Management Officer | 2 |
| . Librarian | 4 | . Other Executives* | 11 |
| . Interpreter/Translator | 4 | . Securities Salesman, Broker | 3 |
| . Company Secretary | 1 | . Advertising Salesman | 6 |
| . Government Administrative Officer | 3 | . Government Executive Officer II | 10 |
| . Government Labour/Trade Officer | 3 | . Hospital Administrator II | 2 |
| . Marketing/Sales Executive | 28 | | |

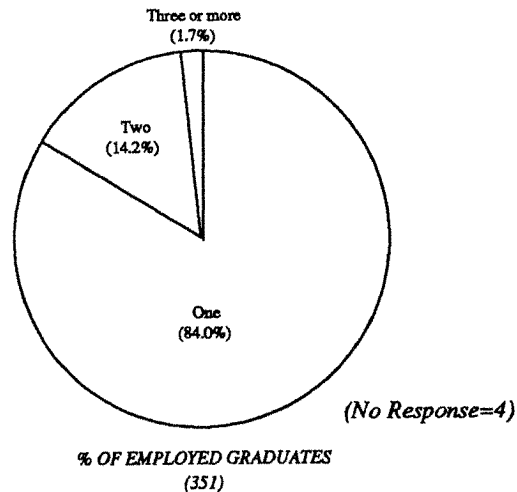
* Please refer to the definition of terms in Section III.

BASIC SALARY: Mean \$9,781
(per month) Median \$11,555

GROSS INCOME: Mean \$10,260
(per month) Median \$11,555

(Additional information on salaries is given in Appendix 3)

NO. OF FULL-TIME JOBS HELD SIX MONTHS AFTER GRADUATION:



B.A.

FURTHER STUDIES:

COURSE BEING:

| | <i>No. of Graduates</i> |
|--|-------------------------|
| . A post-graduate course in the same discipline as the first degree | 11 |
| . A post-graduate course in a discipline different from the first degree | 9 |
| . Teacher training course | 3 |
| . Others | 1 |
| . No response | 3 |

PROGRAMME:

| | Arts | Science | Social Sciences | Business Admin. | Education | Urban Planning | Others |
|--------------------------|------|---------|-----------------|-----------------|-----------|----------------|--------|
| Postgraduate Certificate | | | | | 3 | | |
| Master (Coursework) | 1 | | | 2 | | 3 | 1 |
| M.Phil. | 8 | 1 | 3 | | | | |
| Others | 1 | | | | | | |

No Response = 4

PLACE OF STUDY:

| | <i>No. of Graduates</i> |
|-------------|-------------------------|
| . Hong Kong | 18 |
| . U.K. | 2 |
| . U.S.A. | 1 |
| . Canada | 1 |
| . Japan | 5 |

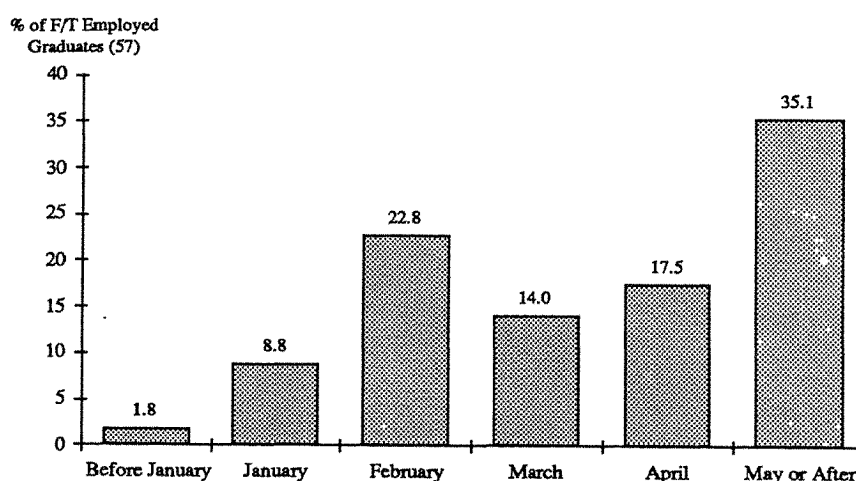
Faculty of Dentistry

B.D.S.

EMPLOYMENT DESTINATIONS:

| | Total | Male | Female |
|------------------------------|-------------|------|--------|
| Population | 61 | 51 | 10 |
| No. of Respondents | 59 (100.0%) | 50 | 9 |
| F/T Employed | 57 (96.6%) | 48 | 9 |
| P/T Employed Seeking F/T Job | - | - | - |
| Unemployed Seeking F/T Job | 1 (1.7%) | 1 | - |
| Further Studies | - | - | - |
| Not Seeking F/T Job | 1 (1.7%) | 1 | - |

TIME TAKEN TO SECURE EMPLOYMENT:



B.D.S. graduates finish their degree programme in January and are available for employment from February onwards.

EMPLOYMENT SECTOR BY SEX:

| Type | Male | Female | Total |
|---|------|--------|-------|
| Government Service | 0 | 0 | 0 |
| Community Clinics *1 | 4 | 2 | 6 |
| Prince Philip Dental Hospital | 9 | 2 | 11 |
| Private Clinics *2 | 37 | 7 | 44 |
| (i) as associates or partners | (13) | (1) | (14) |
| (ii) as paid employees | (24) | (6) | (30) |
| Private Clinics, self-employed as sole proprietor | 7 | 0 | 7 |
| | 57 | 11 | 68* |

* Figure indicates that some graduates held more than one dental job. (48 male and 9 female graduates as base)

*1 Community Clinics are those run by non-profit making or commercial organizations.

*2 Private Clinics are those run by individual or groups of dentists.

B.D.S.

OCCUPATIONS:

| | <i>No. of Graduates</i> |
|-----------|-----------------------------|
| . Dentist | 57 |

| <u>MONTHLY INCOME:</u> | Mean | \$18,464 |
|------------------------|--------|----------|
| | Median | \$19,000 |

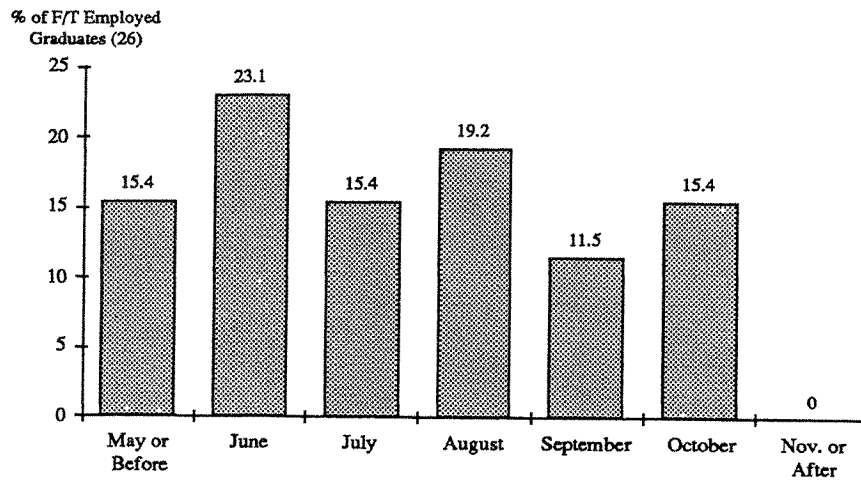
Faculty of Engineering

B.Sc. (Computer Science)

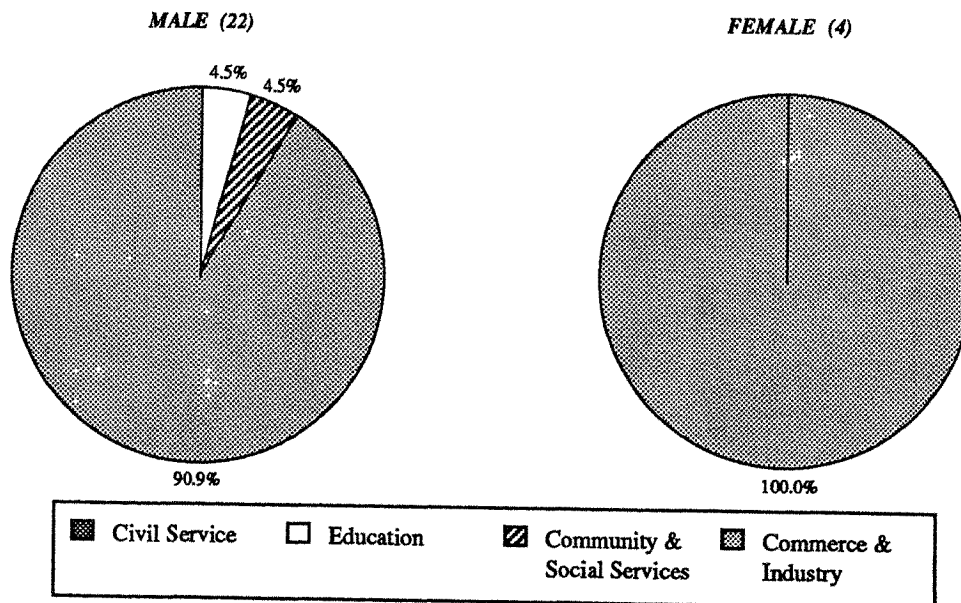
EMPLOYMENT DESTINATIONS:

| | Total | Male | Female |
|------------------------------|-------------|------|--------|
| Population | 42 | 37 | 5 |
| No. of Respondents | 35 (100.0%) | 30 | 5 |
| F/T Employed | 26 (74.3%) | 22 | 4 |
| P/T Employed Seeking F/T Job | - | - | - |
| Unemployed Seeking F/T Job | - | - | - |
| Further Studies | 9 (25.7%) | 8 | 1 |
| Not Seeking F/T Job | - | - | - |

TIME TAKEN TO SECURE EMPLOYMENT:



EMPLOYMENT SECTOR BY SEX:



B.Sc. (Computer Science)

EMPLOYERS:

EDUCATION -

- . Hong Kong Polytechnic

COMMUNITY & SOCIAL SERVICES -

- . Hong Kong Productivity Council

COMMERCE & INDUSTRY -

- . Andersen Consulting of Arthur Andersen & Co
- . Cathay Pacific Airways Ltd
- . Dao Heng Bank Ltd
- . Gary Technologies Co
- . Hang Seng Bank Ltd
- . Hong Kong Telecom
- . Hutchison Mobile Data Ltd
- . IBM China/HK Ltd
- . Intel Semiconductors Ltd
- . Lamex Trading Co Ltd
- . National Mutual Insurance Co Ltd
- . Nomura Research Institute (HK) Ltd
- . Prima Digital Systems Ltd
- . Standard Chartered Bank
- . Swank International Group
- . Systems Ltd
- . TSD Co Ltd (Japan)
- . Tech-Trans Ltd
- . Total Solution Enterprises (Computer) Co
- . Wing On Computer Systems Ltd

OCCUPATIONS:

| | <i>No. of Graduates</i> | | <i>No. of Graduates</i> |
|------------------------------|-----------------------------|-----------------------------------|-----------------------------|
| . Computer Engineer | 2 | . Software Engineer | 2 |
| . Telecommunication Engineer | 1 | . Other Computer Specialists* | 2 |
| . Other Researchers* | 1 | . Commercial & Technical Salesman | 1 |
| . Computer Programmer | 17 | | |

* Please refer to the definition of terms in Section III.

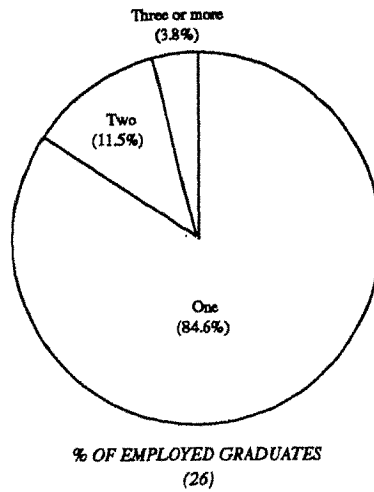
BASIC SALARY: Mean \$8,590
(per month) Median \$8,100

GROSS INCOME: Mean \$9,418
(per month) Median \$9,125

(Additional information on salaries is given in Appendix 3)

B.Sc. (Computer Science)

NO. OF FULL-TIME JOBS HELD SIX MONTHS AFTER GRADUATION:



FURTHER STUDIES:

COURSE BEING:

- . A post-graduate course in the same discipline as the first degree

No. of Graduates
9

PROGRAMME:

| | |
|---------|------------------|
| | Computer Science |
| M.Phil. | 8 |

No Response = 1

PLACE OF STUDY:

- . Hong Kong
- . U.S.A.

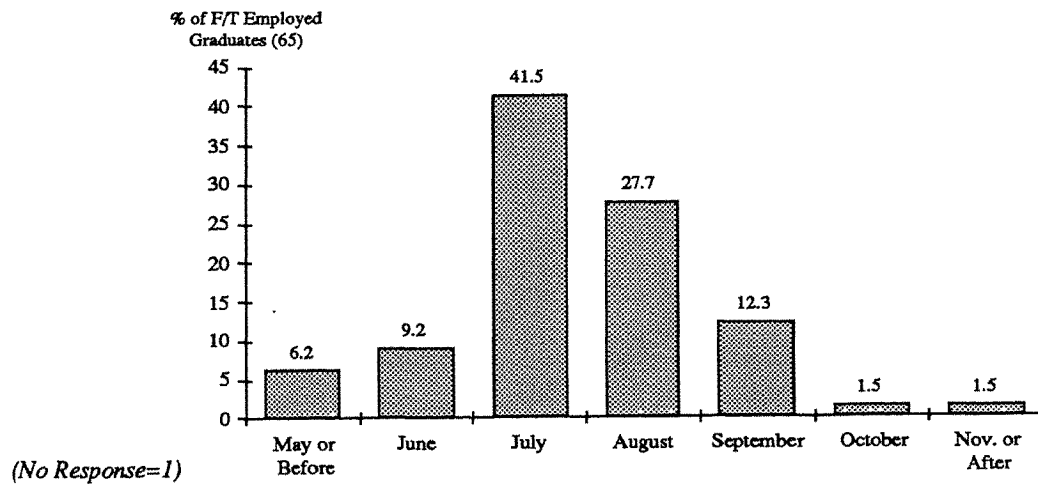
No. of Graduates
8
1

B.Sc. (Eng.) - Civil & Structural

EMPLOYMENT DESTINATIONS:

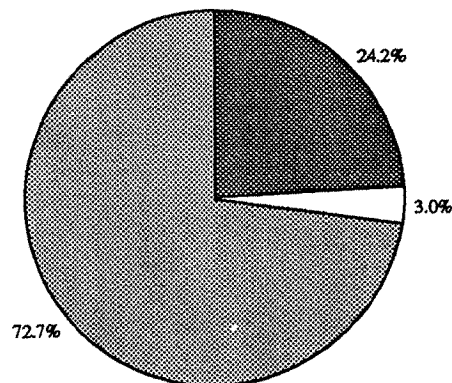
| | Total | Male | Female |
|------------------------------|-------------|------|--------|
| Population | 83 | 82 | 1 |
| No. of Respondents | 74 (100.0%) | 73 | 1 |
| F/T Employed | 66 (89.2%) | 66 | - |
| P/T Employed Seeking F/T Job | - | - | - |
| Unemployed Seeking F/T Job | 1 (1.4%) | 1 | - |
| Further Studies | 7 (9.5%) | 6 | 1 |
| Not Seeking F/T Job | - | - | - |

TIME TAKEN TO SECURE EMPLOYMENT:



EMPLOYMENT SECTOR BY SEX:

MALE (66)



B.Sc. (Eng.) - Civil & Structural

EMPLOYERS:

CIVIL SERVICE -

- . Drainage Services Department
- . Highways Department
- . Housing Department
- . Territory Development Department
- . Transport Department
- . Water Supplies Department
- . Works Branch

EDUCATION -

- . Aided Secondary School (1 school)

COMMERCE & INDUSTRY -

- . 3M (HK) Ltd
- . Acer Consultants (FE) Ltd
- . Ajax Pong Construction Equipment Ltd
- . Bachy Soletanche Group
- . Beazer Asia Ltd
- . Binnie Consultants Ltd
- . Cargill (HK) Ltd
- . Enviro-Chem Engineering & Laboratory Co Ltd
- . Fandasy Co Ltd
- . Fugro (HK) Ltd
- . Halcrow Asia Partnership Ltd
- . Harris & Sutherland (FE) Ltd
- . Hong Kong Electric Co Ltd
- . MVA Asia Ltd
- . Mass Transit Railway Corporation
- . Materialab Ltd
- . Maunsell Consultants Asia Ltd
- . Mott Connell Ltd
- . Ng Chun Man & Associates Architects & Engineers (HK) Ltd
- . Ove Arup & Partners (HK) Ltd
- . P L Wong & Associates Consulting Engineers & Architects Ltd
- . Parsons Brinckerhoff (Asia) Ltd
- . Price Waterhouse
- . Ready Mixed Concrete (HK) Ltd
- . Scott Wilson Kirkpatrick & Co Ltd
- . Shui On Civil Constructors Ltd
- . Tony Gee Chappelle Ltd
- . Universal Dockyard Ltd
- . WMKY Architects & Engineers Ltd

OCCUPATIONS:

| | <i>No. of Graduates</i> | | <i>No. of Graduates</i> |
|---------------------------------------|-----------------------------|---|-----------------------------|
| . Civil/Structural Engineer | 55 | . Accounting Trainee | 1 |
| . Other Engineers* | 4 | . Commercial & Technical Salesman | 3 |
| . Teacher in university & polytechnic | 1 | . Trading Executive/Merchandiser/ Buyer & Purchasing Agent | 1 |
| . Teacher in secondary school | 1 | | |

* Please refer to the definition of terms in Section III.

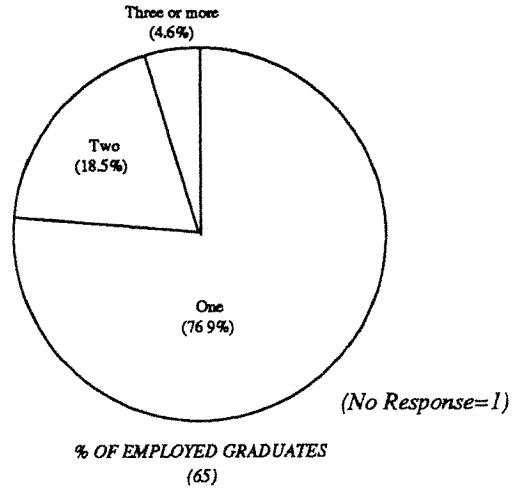
BASIC SALARY: Mean \$8,862
(per month) Median \$8,800

GROSS INCOME: Mean \$9,466
(per month) Median \$9,600

(Additional information on salaries is given in Appendix 3)

B.Sc. (Eng.) - Civil & Structural

NO. OF FULL-TIME JOBS HELD SIX MONTHS AFTER GRADUATION:



FURTHER STUDIES:

COURSE BEING:

| | <i>No. of Graduates</i> |
|--|-------------------------|
| . A post-graduate course in the same discipline as the first degree | 6 |
| . A post-graduate course in a discipline different from the first degree | 1 |

PROGRAMME:

| | Business Admin. | Civil Engineering |
|---------------------|-----------------|-------------------|
| Master (Coursework) | 1 | 1 |
| M.Phil. | | 4 |

No response = 1

PLACE OF STUDY:

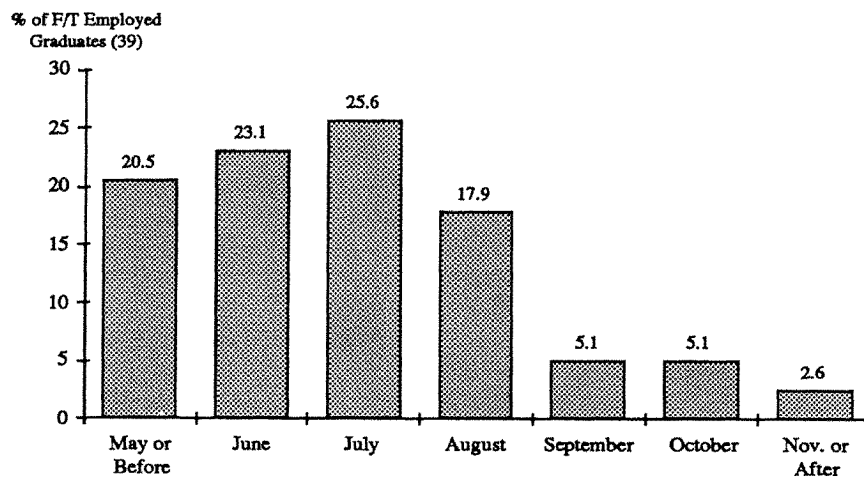
| | <i>No. of Graduates</i> |
|-------------|-------------------------|
| . Hong Kong | 5 |
| . U.S.A. | 1 |
| . France | 1 |

B.Sc. (Eng.) - Computer

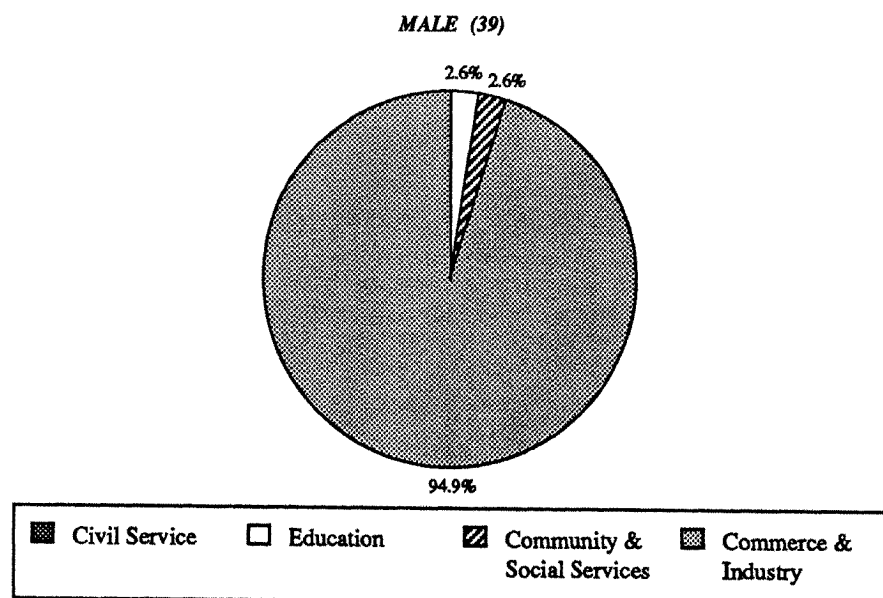
EMPLOYMENT DESTINATIONS:

| | Total | Male | Female |
|------------------------------|-------------|------|--------|
| Population | 47 | 46 | 1 |
| No. of Respondents | 47 (100.0%) | 46 | 1 |
| F/T Employed | 39 (83.0%) | 39 | - |
| P/T Employed Seeking F/T Job | - - | - | - |
| Unemployed Seeking F/T Job | 1 (2.1%) | 1 | - |
| Further Studies | 7 (14.9%) | 6 | 1 |
| Not Seeking F/T Job | - - | - | - |

TIME TAKEN TO SECURE EMPLOYMENT:



EMPLOYMENT SECTOR BY SEX:



B.Sc. (Eng.) - Computer

EMPLOYERS:

EDUCATION -

- . Aided Secondary School (1 school)

COMMUNITY & SOCIAL SERVICES -

- . Beigin HK Academic Exchange Centre

COMMERCE & INDUSTRY -

- . Andersen Consulting of Arthur Andersen & Co
- . Bank of Tokyo Ltd
- . CXC Software Engineering Enterprise
- . Carlingford Swire Insurance Co Ltd
- . Cathay Pacific Airways Ltd
- . Comprehensive Systems Ltd
- . Digital Equipment HK Ltd
- . Evercarry Ltd
- . Fujitsu (HK) Ltd
- . Future Solutions Laboratory Ltd
- . Hewlett-Packard (HK) Ltd
- . Hong Kong Telecom
- . Hypercom Asia Ltd
- . K M Luk & Engineers Ltd
- . Kompas Computers International Ltd
- . Micom Tech Ltd
- . NCR (HK) Ltd
- . New Tech Information Systems Ltd
- . Orchard Software (HK) Ltd
- . Prima Digital Systems Ltd
- . Radial-Tech
- . Reuters South East Asia Ltd
- . Speed Step Ltd
- . Standard Chartered Bank
- . TSD Co Ltd (Japan)
- . Wide Trade Foundation Ltd

OCCUPATIONS:

| | <i>No. of Graduates</i> | | <i>No. of Graduates</i> |
|-------------------------------|-----------------------------|-----------------------------------|-----------------------------|
| . Electronics Engineer | 3 | . Software Engineer | 4 |
| . Computer Engineer | 9 | . Other Computer Specialists* | 2 |
| . Telecommunication Engineer | 2 | . Other Related Writers* | 1 |
| . Teacher in secondary school | 1 | . Commercial & Technical Salesman | 1 |
| . Computer Programmer | 16 | | |

* Please refer to the definition of terms in Section III.

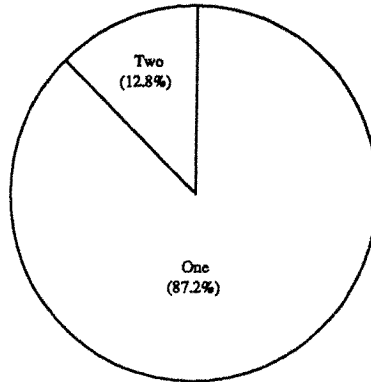
BASIC SALARY: Mean \$8,657
(per month) Median \$8,800

GROSS INCOME: Mean \$9,591
(per month) Median \$9,425

(Additional information on salaries is given in Appendix 3)

B.Sc. (Eng.) - Computer

NO. OF FULL-TIME JOBS HELD SIX MONTHS AFTER GRADUATION:



% OF EMPLOYED GRADUATES
(39)

FURTHER STUDIES:

COURSE BEING:

| | <i>No. of Graduates</i> |
|--|-------------------------|
| . A post-graduate course in the same discipline as the first degree | 4 |
| . A post-graduate course in a discipline different from the first degree | 3 |

PROGRAMME:

| | Computer Science | Electrical/ Electronics Engg. | Others |
|---------------------|------------------|----------------------------------|--------|
| Master (Coursework) | 4 | 1 | 1 |
| M.Phil. | | 1 | |

PLACE OF STUDY:

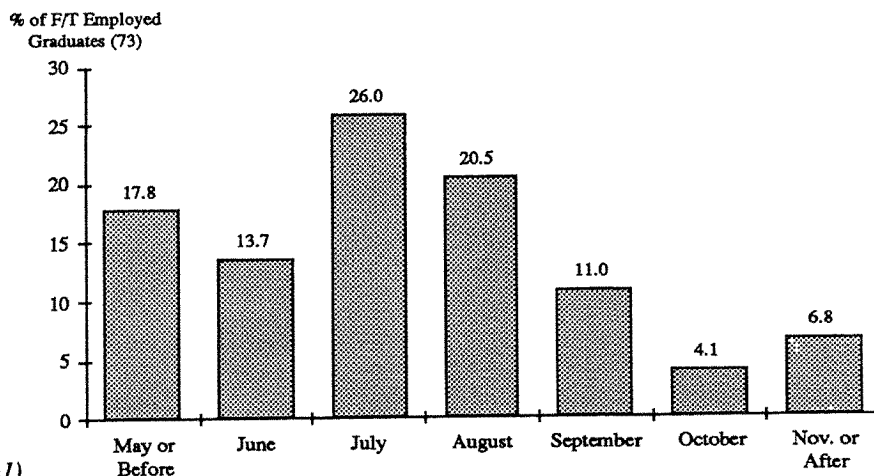
| | <i>No. of Graduates</i> |
|-------------|-------------------------|
| . Hong Kong | 2 |
| . U.S.A. | 5 |

B.Sc. (Eng.) - Electrical & Electronic

EMPLOYMENT DESTINATIONS:

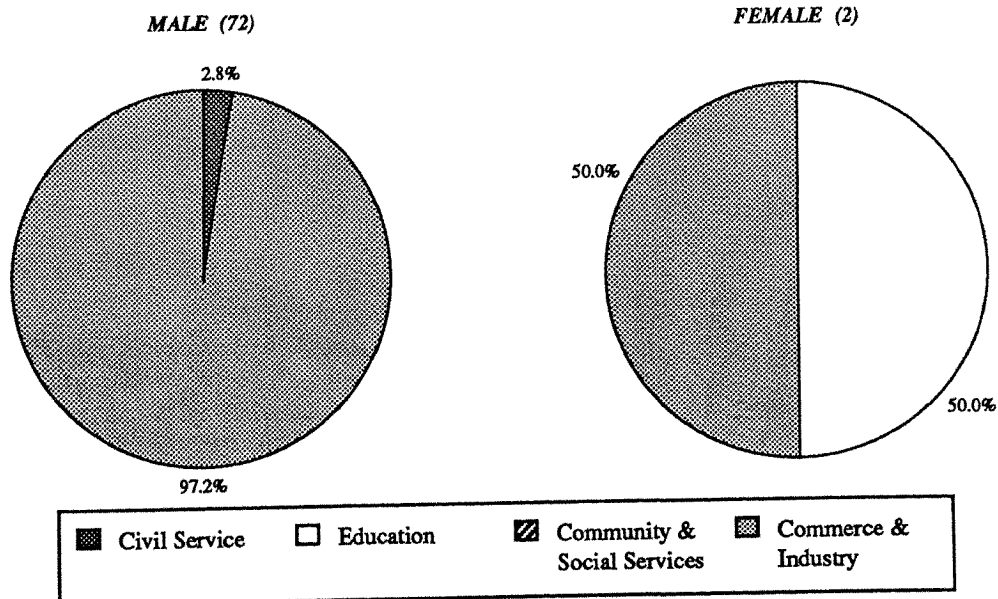
| | Total | Male | Female |
|------------------------------|-------------|------|--------|
| Population | 89 | 87 | 2 |
| No. of Respondents | 86 (100.0%) | 84 | 2 |
| F/T Employed | 74 (86.0%) | 72 | 2 |
| P/T Employed Seeking F/T Job | - | - | - |
| Unemployed Seeking F/T Job | 2 (2.3%) | 2 | - |
| Further Studies | 9 (10.5%) | 9 | - |
| Not Seeking F/T Job | 1 (1.2%) | 1 | - |

TIME TAKEN TO SECURE EMPLOYMENT:



(No Response=1)

EMPLOYMENT SECTOR BY SEX:



B.Sc. (Eng.) - Electrical & Electronic

EMPLOYERS:

CIVIL SERVICE -

- . City & New Territories Administration
- . Independent Commission Against Corruption

EDUCATION -

- . Aided Secondary School (1 school)

COMMERCE & INDUSTRY -

- . ABC Computer Co Ltd
- . AI International Ltd
- . AMP Products Pacific Ltd
- . AV Concept Ltd
- . Alcatel Standard Electrica
- . Altos Computer Systems (FE) Ltd
- . Applied Electronics Ltd
- . Asea Brown Boveri Ltd
- . Ask Technology Ltd
- . Astec International Ltd
- . CSL
- . Carlingford Swire Assurance Ltd
- . Cathay Pacific Airways Ltd
- . City Electroncis Ltd
- . EPRO Systems Ltd
- . Eekon Computer System
- . Fleming Realty Consultant
- . Fujitsu (HK) Ltd
- . Gary Technologies Co
- . Giant Electronics Ltd
- . Golden Angle Electronics Manufactory Co Ltd
- . Great Eastern Trading Co
- . H H Lam & Co
- . Hewlett-Packard (HK) Ltd
- . Hitachi Asia (HK) Ltd
- . Hong Kong Electric Co Ltd
- . Hong Kong Telecom
- . HongkongBank
- . Hutchison Paging Ltd
- . IBM China/HK Ltd
- . Jardine Metrolink Ltd
- . Jardine Network Systems
- . Juko Technology Ltd
- . Kaifa Technology (HK) Ltd
- . MCSB System (HK) Ltd
- . Motorola (Asia) Ltd
- . NCR (HK) Ltd
- . Netband Technology (FE) Ltd
- . Ove Arup & Partners (HK) Ltd
- . Pacific Link Communications Ltd
- . Physiotec Electronics Co
- . Pinewill Development Ltd
- . Process Automation (Holdings) Ltd
- . Reuters South East Asia Ltd
- . Richpower Telecom Co
- . Sony Corporation (HK) Ltd
- . Supreme Technology & Total Solution Associates Ltd
- . Swire Properties Ltd
- . T M Systems (HK) Ltd
- . TSD Co Ltd (Japan)
- . Toshiba Electronics Asia Ltd
- . UL International Ltd
- . Video Technology Electronics Ltd

OCCUPATIONS:

| | <i>No. of Graduates</i> | | <i>No. of Graduates</i> |
|-------------------------------|-----------------------------|---|-----------------------------|
| . Building Services Engineer | 2 | . Software Engineer | 1 |
| . Electrical Engineer | 3 | . Accounting Trainee | 1 |
| . Electronics Engineer | 19 | . Marketing/Sales Executive | 2 |
| . Computer Engineer | 8 | . Commercial & Technical Salesman | 6 |
| . Telecommunication Engineer | 14 | . Administrative/Management Executive | 2 |
| . Other Engineers* | 2 | . Estate Development/ Management Officer | 1 |
| . Aircraft Cadet Pilot | 1 | . Other Executives* | 5 |
| . Teacher in secondary school | 1 | . Government Executive Officer II | 1 |
| . Computer Programmer | 5 | | |

* Please refer to the definition of terms in Section III.

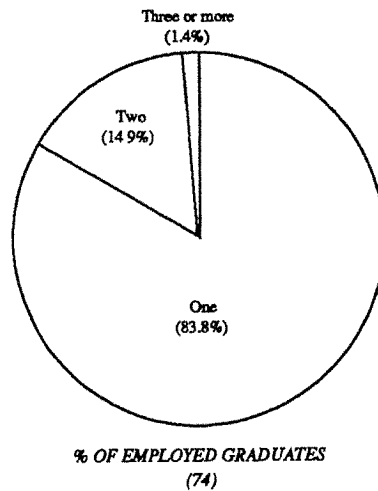
B.Sc. (Eng.) - Electrical & Electronic

BASIC SALARY: Mean \$8,493
(per month) Median \$8,000

GROSS INCOME: Mean \$9,594
(per month) Median \$9,317

(Additional information on salaries is given in Appendix 3)

NO. OF FULL-TIME JOBS HELD SIX MONTHS AFTER GRADUATION:



FURTHER STUDIES:

COURSE BEING:

- . A post-graduate course in the same discipline as the first degree
- . A post-graduate course in a discipline different from the first degree
- . No response

No. of Graduates

6
1
2

PROGRAMME:

| | Electrical/ Electronics Engg. |
|---------------------|----------------------------------|
| Master (Coursework) | 1 |
| M.Phil. | 5 |

No Response = 3

PLACE OF STUDY:

- . Hong Kong
- . U.K.
- . U.S.A.
- . Australia
- . No response

No. of Graduates

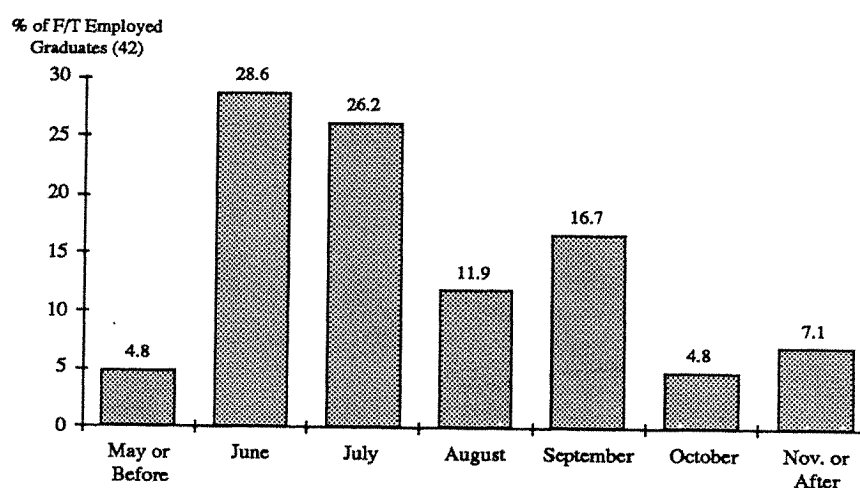
5
1
1
1
1

B.Sc. (Eng.) - Industrial & Manufacturing Systems

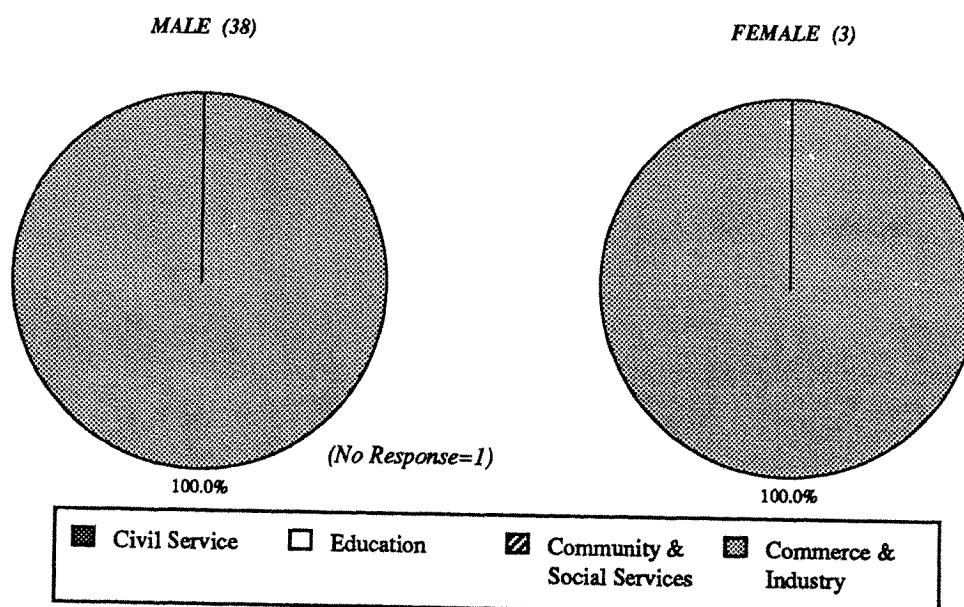
EMPLOYMENT DESTINATIONS:

| | Total | Male | Female |
|------------------------------|-------------|------|--------|
| Population | 50 | 46 | 4 |
| No. of Respondents | 43 (100.0%) | 40 | 3 |
| F/T Employed | 42 (97.7%) | 39 | 3 |
| P/T Employed Seeking F/T Job | - | - | - |
| Unemployed Seeking F/T Job | 1 (2.3%) | 1 | - |
| Further Studies | - | - | - |
| Not Seeking F/T Job | - | - | - |

TIME TAKEN TO SECURE EMPLOYMENT:



EMPLOYMENT SECTOR BY SEX:



B.Sc. (Eng.) - Industrial & Manufacturing Systems

EMPLOYERS:

COMMERCE & INDUSTRY -

- | | |
|---|--|
| <ul style="list-style-type: none"> . 3M (HK) Ltd . Andersen Consulting of Arthur Andersen & Co . Comitex Holdings Ltd . Crown Motors Ltd . Federal Express (HK) Ltd . Flextronics Manufacturing (HK) Ltd . Four Gay Engineering Co Ltd . Giordano Holdings Ltd . Hang Seng Bank Ltd . Hong Kong Air Cargo Terminals Ltd . Kader Industrial Co Ltd . Kaifa Technology (HK) Ltd . Magna Industrial Co Ltd . Mattel Toys (HK) Ltd . May Kong Industrial Co . Meco Metal Finishing Engineers (HK) Ltd . Mobil Oil (HK) Ltd . Modern Terminals Ltd | <ul style="list-style-type: none"> . National Mutual Insurance Co Ltd . Outboard Marine Corporation (Asia) Ltd . Procter & Gamble (HK) Ltd . San Miguel Brewery Ltd . Schick Ltd . Sonca Products Ltd . Swire Bottlers Ltd . TTI Co Ltd . Titan Media Co Ltd . Tokyo Forex & Tullett International Ltd . Top Form Brassiere Manufacturing Co Ltd . Topworth Investments Ltd . Trane S A . Trans Formic Electronic Ltd . Universal Appliances Ltd . Wah Shing Toys Co Ltd . Wearmax Ltd . York Air Conditioning & Refrigeration Inc . Zung Fu Co Ltd |
|---|--|

OCCUPATIONS:

| | <i>No. of Graduates</i> | | <i>No. of Graduates</i> |
|---------------------------------------|-----------------------------|------------------------------------|-----------------------------|
| . Industrial/Manufacturing Engineer | 14 | . Organization & Methods Officer | 3 |
| . Other Engineers* | 4 | . Other Executives* | 2 |
| . Computer Programmer | 1 | . Insurance Salesman & Underwriter | 1 |
| . Marketing/Sales Executive | 3 | . Securities Salesman, Broker | 2 |
| . Commercial & Technical Salesman | 5 | . No Response | 1 |
| . Administrative/Management Executive | 6 | | |

* Please refer to the definition of terms in Section III.

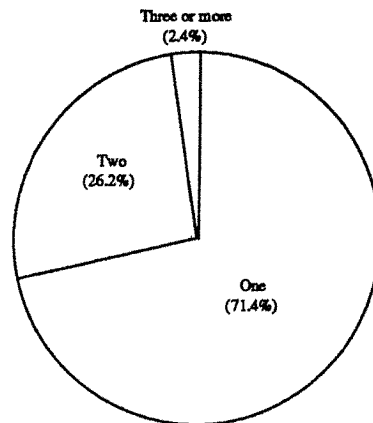
BASIC SALARY: Mean \$7,804
(per month) Median \$8,000

GROSS INCOME: Mean \$9,627
(per month) Median \$8,855

(Additional information on salaries is given in Appendix 3)

B.Sc. (Eng.) - Industrial & Manufacturing Systems

NO. OF FULL-TIME JOBS HELD SIX MONTHS AFTER GRADUATION:



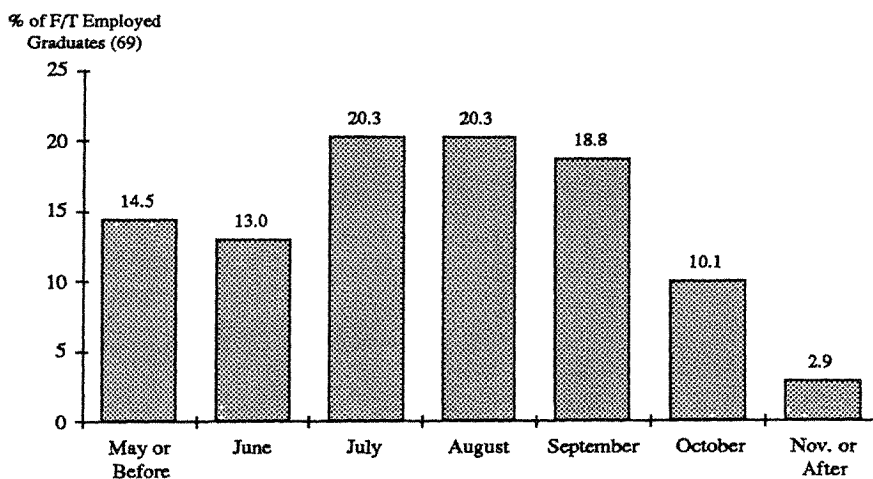
% OF EMPLOYED GRADUATES
(42)

B.Sc. (Eng.) - Mechanical

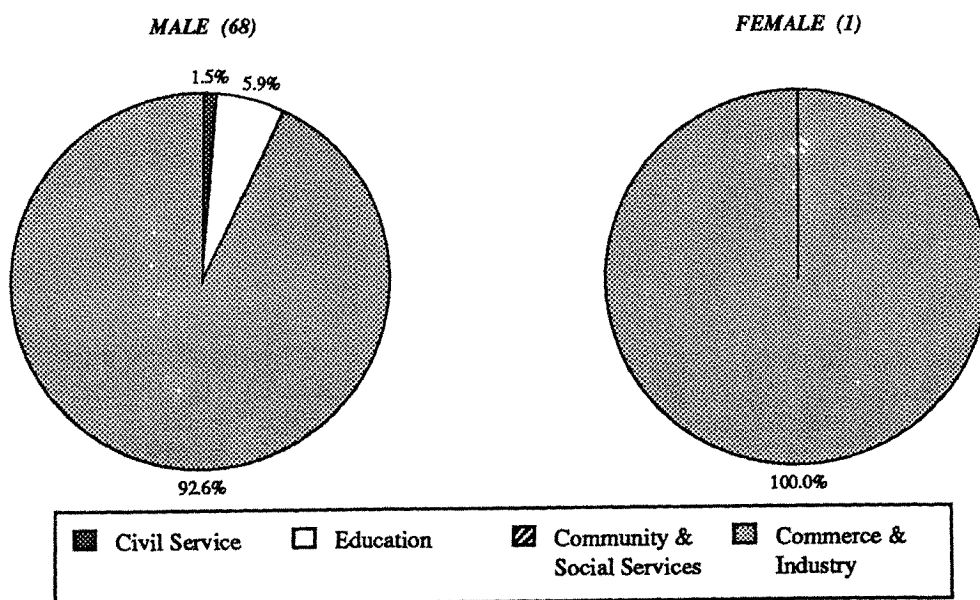
EMPLOYMENT DESTINATIONS:

| | Total | Male | Female |
|------------------------------|-------------|------|--------|
| Population | 83 | 82 | 1 |
| No. of Respondents | 77 (100.0%) | 76 | 1 |
| F/T Employed | 69 (89.6%) | 68 | 1 |
| P/T Employed Seeking F/T Job | 1 (1.3%) | 1 | - |
| Unemployed Seeking F/T Job | 2 (2.6%) | 2 | - |
| Further Studies | 4 (5.2%) | 4 | - |
| Not Seeking F/T Job | 1 (1.3%) | 1 | - |

TIME TAKEN TO SECURE EMPLOYMENT:



EMPLOYMENT SECTOR BY SEX:



B.Sc. (Eng.) - Mechanical

EMPLOYERS:

CIVIL SERVICE -

- . Electrical & Mechanical Services Department

EDUCATION -

- . Aided Secondary School (2 schools)
- . Hong Kong University of Science & Technology

COMMERCE & INDUSTRY -

- | | |
|---|---|
| . ASAT Ltd | . Jardine Engineering Corporation Ltd |
| . Andersen Consulting of Arthur Andersen & Co | . K C T C & Associates Ltd |
| . Arnhold & Co Ltd | . Kaifa Technology (HK) Ltd |
| . Art Ko (FE) Trading Ltd | . Lamex Trading Co Ltd |
| . Asia Television Ltd | . Landis & Gyr Powers (HK) Ltd |
| . Balama Prima Engineering Co Ltd | . Magna Industrial Co Ltd |
| . Bureau Veritas Container Services (HK) Ltd | . Management Investment & Technology Co Ltd |
| . Cheung Shing Co Ltd | . Mass Transit Railway Corporation |
| . COL Ltd | . Maxwell Engineering Ltd |
| . Carrier (HK) Ltd | . Mobil Oil (HK) Ltd |
| . China Light & Power Co Ltd | . Motorola Semiconductors (HK) Ltd |
| . Comitex Holdings Ltd | . Outboard Marine Corporation (Asia) Ltd |
| . Det Norske Veritas | . Parsons Brinckerhoff (Asia) Ltd |
| . Enviro-Chem Engineering & Laboratory Co Ltd | . Shen Milsom & Wilke Ltd |
| . Failure Analysis Associates | . Shun Loong Co |
| . Future's Safe Co Ltd | . Sunciti Manufacturers Ltd |
| . Gammon Construction Ltd | . Swire Properties Ltd |
| . Goldstar NMK Ltd | . Takasago Thermal Engineering Co Ltd |
| . Goulds Pumps (Asia) Ltd | . Techtrend Engineering Ltd |
| . Great Eastern Trading Co | . Tontec Industrial Co |
| . Hinds International (HK) Ltd | . UL International Ltd |
| . Hong Kong Electric Co Ltd | . Universal Appliances Ltd |
| . Hong Kong Island Development Ltd | . Wearmax Ltd |
| . Hong Kong Oxygen & Acetylene Co Ltd | . Weir Pumps Ltd |
| . Icon Business Systems Ltd | . Wong's Circuit (PTH) Ltd |
| . Island Navigation Corporation Ltd | . York Air Conditioning & Refrigeration Inc |
| | . Yue Hing Machine Factory |

OCCUPATIONS:

| | <i>No. of Graduates</i> | | <i>No. of Graduates</i> |
|-------------------------------------|-----------------------------|---------------------------------------|-----------------------------|
| . Building Services Engineer | 6 | . Radio & TV Producer/Script-writer | 1 |
| . Mechanical Engineer | 21 | . Building & Safety Inspector | 2 |
| . Industrial/Manufacturing Engineer | 2 | . Marketing/Sales Executive | 4 |
| . Other Engineers* | 12 | . Commercial & Technical Salesman | 10 |
| . Marine Engineer | 1 | . Administrative/Management Executive | 2 |
| . Teacher in secondary school | 2 | . Other Executives* | 1 |
| . Other Researchers* | 2 | . Securities Salesman, Broker | 1 |
| . Computer Programmer | 2 | | |

* Please refer to the definition of terms in Section III.

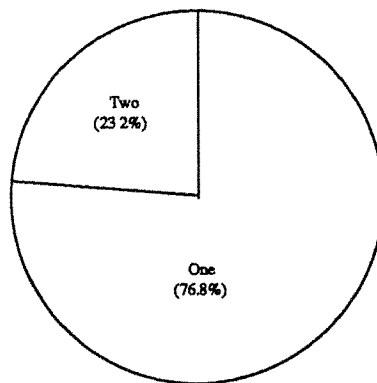
B.Sc. (Eng.) - Mechanical

BASIC SALARY: Mean \$8,241
(per month) Median \$8,000

GROSS INCOME: Mean \$9,338
(per month) Median \$8,750

(Additional information on salaries is given in Appendix 3)

NO. OF FULL-TIME JOBS HELD SIX MONTHS AFTER GRADUATION:



% OF EMPLOYED GRADUATES
(69)

FURTHER STUDIES:

COURSE BEING:

- . A post-graduate course in the same discipline as the first degree
- . No response

No. of Graduates

3
1

PROGRAMME:

| | |
|---------|------------------------|
| | Mechanical Engineering |
| M.Phil. | 3 |

No Response = 1

PLACE OF STUDY:

- . Hong Kong
- . No response

No. of Graduates

3
1

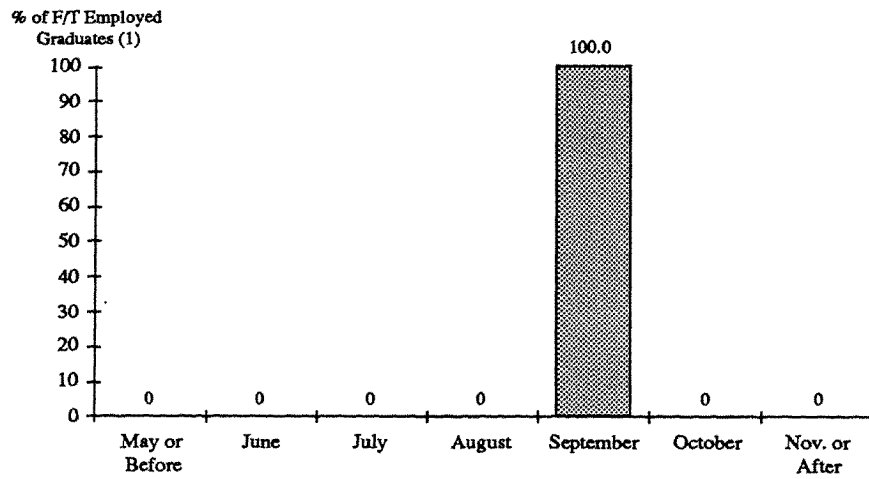
Faculty of Law

LL.B.

EMPLOYMENT DESTINATIONS:

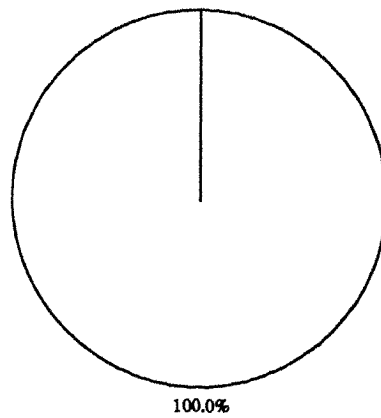
| | Total | Male | Female |
|------------------------------|--------------|------|--------|
| Population | 131 | 59 | 72 |
| No. of Respondents | 130 (100.0%) | 58 | 72 |
| F/T Employed | 1 (0.8%) | - | 1 |
| P/T Employed Seeking F/T Job | - | - | - |
| Unemployed Seeking F/T Job | - | - | - |
| Further Studies | 129 (99.2%) | 58 | 71 |
| Not Seeking F/T Job | - | - | - |

TIME TAKEN TO SECURE EMPLOYMENT:



EMPLOYMENT SECTOR BY SEX:

FEMALE (1)



LL.B.

EMPLOYERS:

EDUCATION -

- . Aided Secondary School (1 school)

OCCUPATIONS:

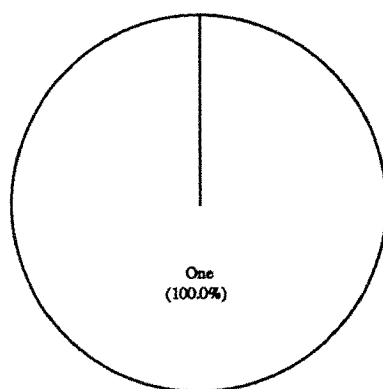
- | | <i>No. of
Graduates</i> |
|-------------------------------|-----------------------------|
| . Teacher in secondary school | 1 |

BASIC SALARY: Mean \$12,135
(per month) Median \$12,135

GROSS INCOME: Mean \$12,135
(per month) Median \$12,135

(Additional information on salaries is given in Appendix 3)

NO. OF FULL-TIME JOBS HELD SIX MONTHS AFTER GRADUATION:



*% OF EMPLOYED GRADUATES
(1)*

FURTHER STUDIES:

COURSE BEING:

- . A post-graduate course in the same discipline as the first degree

No. of Graduates
129

PROGRAMME:

| | |
|--------------------------|-----|
| | Law |
| Postgraduate Certificate | 129 |

PLACE OF STUDY:

- . Hong Kong

No. of Graduates
129

Faculty of Medicine

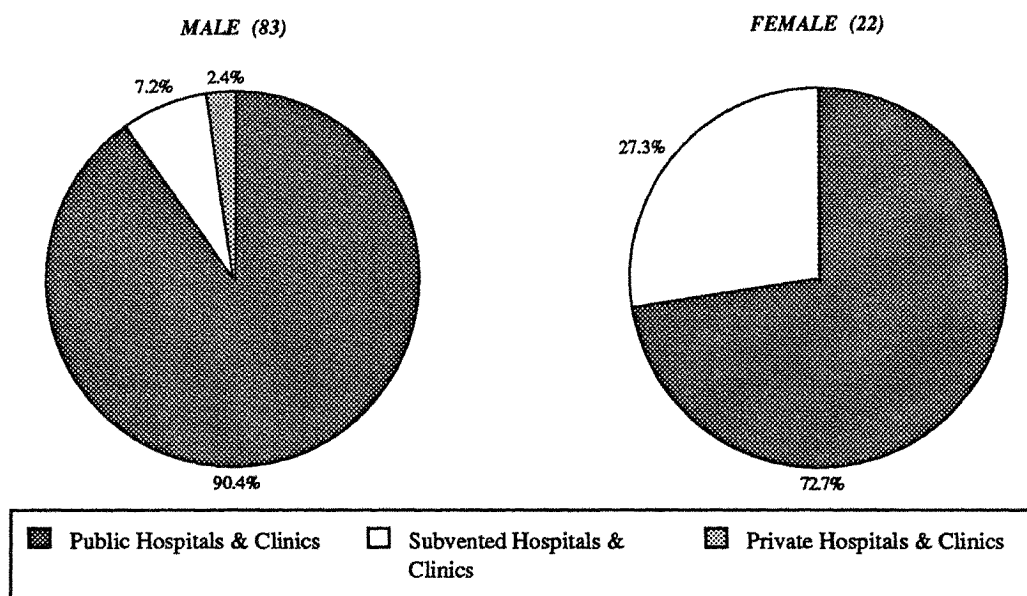
M.B.,B.S.

EMPLOYMENT DESTINATIONS:

| | Total | Male | Female |
|------------------------------|--------------|------|--------|
| Population * | 145 | 111 | 34 |
| No. of Respondents | 108 (100.0%) | 85 | 23 |
| F/T Employed | 105 (97.2%) | 83 | 22 |
| P/T Employed Seeking F/T Job | - | - | - |
| Unemployed Seeking F/T Job | 1 (0.9%) | 1 | - |
| Further Studies | 1 (0.9%) | 1 | - |
| Not Seeking F/T Job | 1 (0.9%) | - | 1 |

* Please refer to paragraph 3 of Section II.

EMPLOYMENT SECTOR BY SEX:



OCCUPATIONS:

| | <i>No. of Graduates</i> | | <i>No. of Graduates</i> |
|--------------------------|-----------------------------|--------------------|-----------------------------|
| Medical Doctor | (105) | - Anaesthesiology | 5 |
| - Accident & Emergency | 27 | - Paediatrics | 5 |
| - Medicine | 18 | - Radiology | 5 |
| - Surgery | 14 | - Orthopaedics | 3 |
| - Psychiatry | 10 | - General Practice | 2 |
| - Obstetrics/Gynaecology | 7 | - Ophthalmology | 2 |
| - Family/Public Health | 6 | - Pathology | 1 |

MONTHLY INCOME: Mean \$27,549
 Median \$25,216

M.B.,B.S.

FURTHER STUDIES:

COURSE BEING:

. A post-graduate course in the same discipline as the first degree

No. of Graduates

1

PROGRAMME:

| | |
|---------------------|---------------|
| | Public Health |
| Master (Coursework) | 1 |

PLACE OF STUDY:

. U.S.A.

No. of Graduates

1

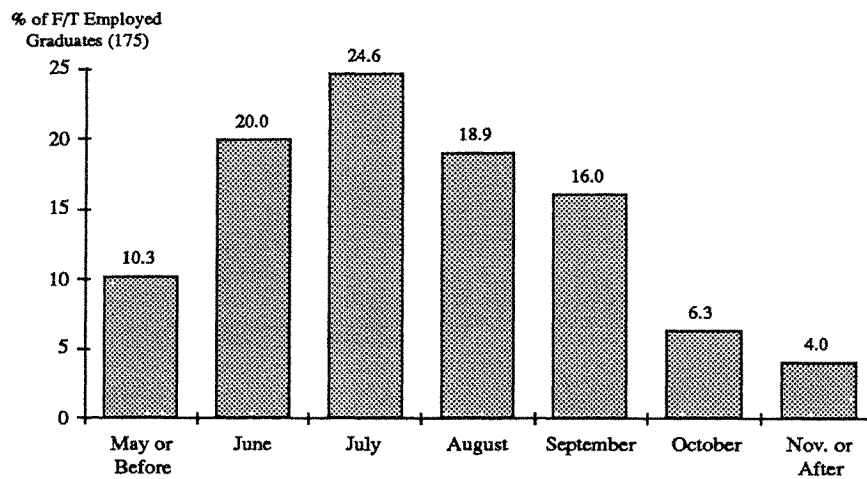
Faculty of Science

B.Sc.

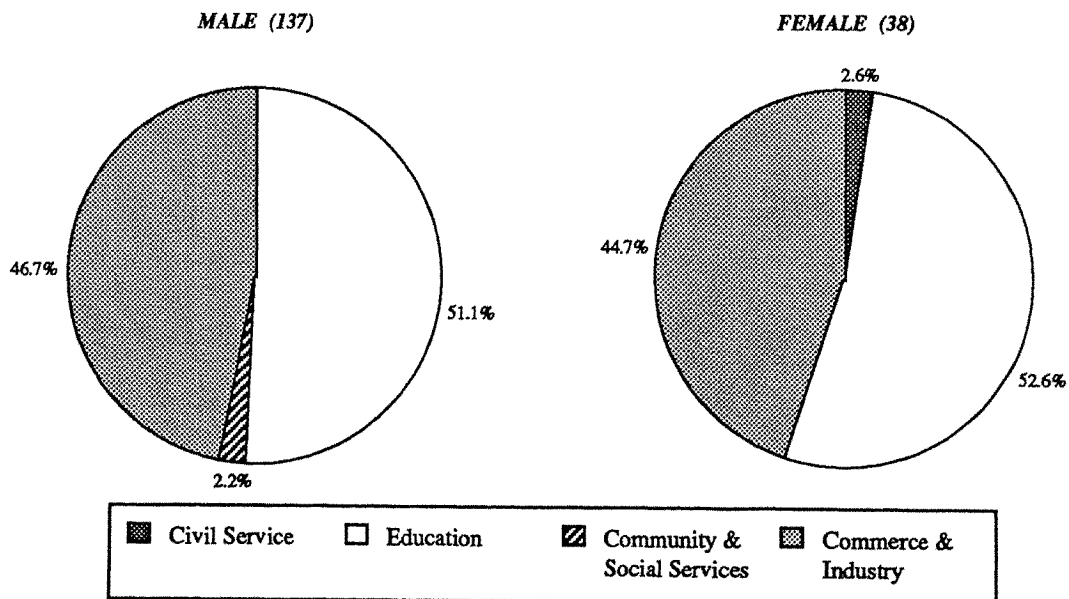
EMPLOYMENT DESTINATIONS:

| | Total | Male | Female |
|------------------------------|--------------|------|--------|
| Population | 267 | 216 | 51 |
| No. of Respondents | 246 (100.0%) | 197 | 49 |
| F/T Employed | 175 (71.1%) | 137 | 38 |
| P/T Employed Seeking F/T Job | - | - | - |
| Unemployed Seeking F/T Job | 9 (3.7%) | 8 | 1 |
| Further Studies | 61 (24.8%) | 51 | 10 |
| Not Seeking F/T Job | 1 (0.4%) | 1 | - |

TIME TAKEN TO SECURE EMPLOYMENT:



EMPLOYMENT SECTOR BY SEX:



B.Sc.

EMPLOYERS:

CIVIL SERVICE -

- . Labour Department

EDUCATION -

- . Government Secondary School (7 schools)
- . Aided Secondary School (49 schools)
- . Private Secondary School (4 schools)
- . Chinese University of Hong Kong
- . City Polytechnic of Hong Kong
- . Hong Kong University of Science & Technology
- . University of Hong Kong

COMMUNITY & SOCIAL SERVICES -

- . Hong Kong Red Cross Blood Transfusion Service
- . Hong Kong World Wide Fund For Nature

COMMERCE & INDUSTRY -

- . ABA Office Automation Co Ltd
- . ACME Co
- . ASM Automation Ltd
- . Accuracy Information System Ltd
- . Airtack Freight Ltd
- . American International Assurance Co Ltd
- . Asiaweek Ltd
- . Azeus System Ltd
- . Bank of East Asia Ltd
- . CHA Enterprises Ltd
- . Cavipac Ltd
- . Centraline Agencies Co
- . Communication HK
- . Epson (HK) Ltd
- . Everfaith Property
- . Forex Fix Investment Ltd
- . Gilman Office Machines
- . Glaxo (HK) Ltd
- . Gordon C & Co Ltd
- . Hong Kong Air Cargo Terminals Ltd
- . Hong Kong Electric Co Ltd
- . Hong Kong Land Development Corporation
- . Hong Kong Sales (Knitwear) Ltd
- . HongkongBank
- . Hutchison Paging Ltd
- . Icon Business Systems Ltd
- . John Swire & Sons (HK) Ltd
- . K H Lee & Co CPA
- . Karin Electronic Supplies Co Ltd
- . King Loy Co
- . Kingstop Investment Ltd
- . Kodak (FE) Ltd
- . Leadman Electronic Co Ltd
- . Ledoem Electronics Ltd
- . Made In Hong Kong Ltd
- . Magna Industrial Co Ltd
- . Media & Entertainment International Ltd
- . Multiframe Computer Co
- . My Collections Ltd
- . NYK Line (HK) Ltd
- . Ocean Park Corporation
- . Odyssey International Trading Lt
- . Ogilvy & Mather Direct Response
- . Otsuka Pharmaceutical Co Ltd
- . Overseas Union Bank Ltd
- . Pen-Tsao Materia Medica Centre Ltd
- . Pico International (HK) Ltd
- . Power Control Equipments Ltd
- . Pundi-Forsten International Ltd
- . R Kadir & Co
- . Raymond Industrial Ltd
- . Rootes Shoe Manufacturing Co Ltd
- . Roussel Uclaf (HK) Ltd
- . Safe Rich Industries Ltd
- . Sheraton Valuers Ltd
- . South China Morning Post Publishers Ltd
- . Star TV
- . Swire Loxley Ltd
- . System-Pro Computers Ltd
- . TSD Co Ltd (Japan)
- . Top Form Brassiere Manufacturing Co Ltd
- . Top Search Industries Ltd
- . Toray Industries (HK) Ltd
- . Tradepower Co
- . Unam Corporation Ltd
- . Union Bank of Hong Kong Ltd
- . Union Carbide Asia Ltd
- . Varitronix Ltd

B.Sc.

- . Vaxway Computer Systems
- . Wah Fai Supermarket Ltd
- . Wah Yuen Food Co

- . Wasserbel Testing Laboratory Ltd
- . Wearnax Ltd
- . Wenlin Co

OCCUPATIONS:

| | <i>No. of Graduates</i> | | <i>No. of Graduates</i> |
|---------------------------------------|-----------------------------|---|-----------------------------|
| . Chemist | 3 | . Other Related Writers* | 2 |
| . Medical Laboratory Technician | 1 | . Marketing/Sales Executive | 29 |
| . Computer Engineer | 1 | . Commercial & Technical Salesman | 5 |
| . Other Engineers* | 2 | . Trading Executive/Merchandiser/ Buyer & Purchasing Agent | 6 |
| . Building/Land Surveyor | 1 | . Personal Assistant | 1 |
| . Teacher in university & polytechnic | 1 | . Administrative/Management Executive | 3 |
| . Teacher in secondary school | 74 | . Bank Executive | 1 |
| . Education Officer | 7 | . Finance Executive | 1 |
| . Actuary | 1 | . Other Executives* | 4 |
| . Other Researchers* | 7 | . Securities Salesman, Broker | 1 |
| . Computer Programmer | 12 | . Advertising Salesman | 1 |
| . Other Computer Specialists* | 3 | . Government Executive Officer II | 1 |
| . Accounting Trainee | 2 | | |
| . Radio & TV Producer/Script-writer | 5 | | |

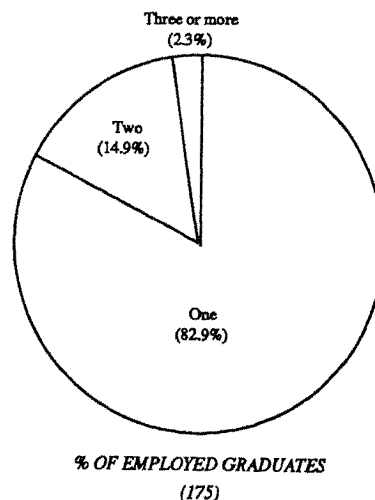
* Please refer to the definition of terms in Section III.

BASIC SALARY: Mean \$9,481
(per month) Median \$10,000

GROSS INCOME: Mean \$10,74
(per month) Median \$11,167

(Additional information on salaries is given in Appendix 3)

NO. OF FULL-TIME JOBS HELD SIX MONTHS AFTER GRADUATION:



B.Sc.

FURTHER STUDIES:

COURSE BEING:

| | <i>No. of Graduates</i> |
|--|-------------------------|
| . A post-graduate course in the same discipline as the first degree | 39 |
| . A post-graduate course in a discipline different from the first degree | 11 |
| . Teacher training course | 7 |
| . Another first degree in a different discipline | 2 |
| . Others | 1 |
| . No response | 1 |

PROGRAMME:

| | Arts | Science | Social Science | Business Admin. | Computer Science | Accounting | Education | Others |
|--------------------------|------|---------|-------------------|--------------------|---------------------|------------|-----------|--------|
| Bachelor | 1 | | | | | 1 | | |
| Postgraduate Certificate | | | | | | | 7 | |
| Master (Coursework) | | 1 | | 1 | | | | |
| M.Phil. | | 38 | 6 | | 1 | | | 1 |
| Ph.D. | | 1 | | | | | | |
| Others | 1 | | | | | | | |

No Response = 2

PLACE OF STUDY:

| | <i>No. of Graduates</i> |
|---------------|-------------------------|
| . Hong Kong | 56 |
| . U.K. | 1 |
| . U.S.A. | 2 |
| . Canada | 1 |
| . No response | 1 |

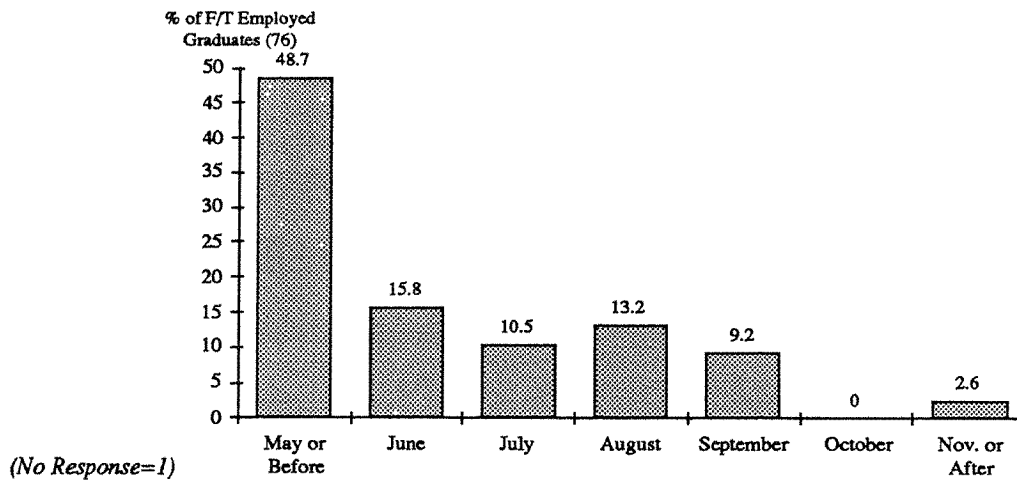
Faculty of Social Sciences

B.B.A.

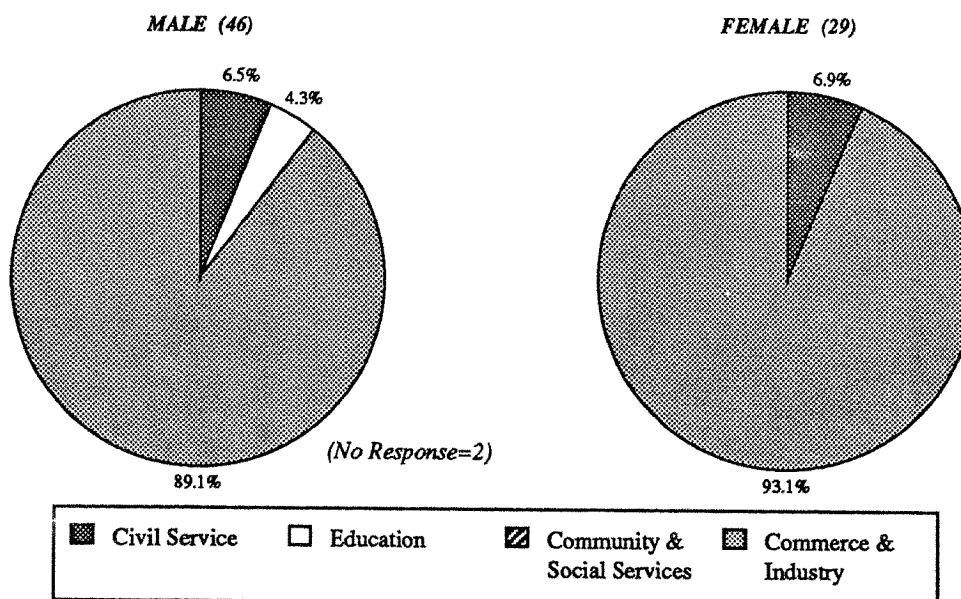
EMPLOYMENT DESTINATIONS:

| | Total | Male | Female |
|------------------------------|-------------|------|--------|
| Population | 86 | 53 | 33 |
| No. of Respondents | 79 (100.0%) | 49 | 30 |
| F/T Employed | 77 (97.5%) | 48 | 29 |
| P/T Employed Seeking F/T Job | 2 (2.5%) | 1 | 1 |
| Unemployed Seeking F/T Job | - | - | - |
| Further Studies | - | - | - |
| Not Seeking F/T Job | - | - | - |

TIME TAKEN TO SECURE EMPLOYMENT:



EMPLOYMENT SECTOR BY SEX:



B.B.A.

EMPLOYERS:

CIVIL SERVICE -

- . City & New Territories Administration
- . Drainage Services Department
- . Government Property Agency
- . Urban Services Department

EDUCATION -

- . Aided Secondary School (1 school)
- . University of Hong Kong

COMMERCE & INDUSTRY -

- . Allied Win Co Ltd
- . Also Enterprises Ltd
- . American International Assurance Co Ltd
- . Andersen Consulting of Arthur Andersen & Co
- . Arthur Andersen & Co
- . Bank for Economic Affairs
- . Bank of East Asia Ltd
- . Cathay Pacific Airways Ltd
- . Chubb & Son, Inc (Federal Insurance Co)
- . Chung Ying Theatre Co
- . Citibank N A
- . Colgate-Palmolive (HK) Ltd
- . Coopers & Lybrand
- . Deloitte Ross Tohmatsu
- . Ernst & Young
- . Gilman Office Machines
- . Hewlett-Packard (HK) Ltd
- . Hoayun Ltd
- . HongkongBank
- . Hwa Fuh Manufacturing Co (HK) Ltd
- . JDH Trading Ltd
- . Jemar Investment Ltd
- . KPMG Peat Marwick
- . Kwan Wong Tan & Fong CPA
- . Lee Davis Ayer Advertising Ltd
- . Lotus Tours Ltd
- . Magna Industrial Co Ltd
- . Midlantic (Asia) Ltd
- . Mitsubishi Bank Ltd
- . Nestle China Ltd
- . Price Waterhouse
- . RCL Semiconductors Ltd
- . Ryoden International Ltd
- . S W Wu CPA
- . Saatchi & Saatchi Advertising Ltd
- . Seiyu (shatin) Co Ltd
- . Sook Yuen Electronic Co Ltd
- . Standard Chartered Bank
- . Tai Sang Land Development Ltd
- . Yaohan Department Store (HK) Ltd

OCCUPATIONS:

| | <i>No. of Graduates</i> | | <i>No. of Graduates</i> |
|---|-----------------------------|---------------------------------------|-----------------------------|
| . Teacher in secondary school | 1 | . Administrative/Management Executive | 5 |
| . Other Computer Specialists* | 1 | . Management Consultant | 1 |
| . Company Accounting/ Finance Staff | 4 | . Bank Executive | 3 |
| . Accounting Trainee | 28 | . Finance Executive | 2 |
| . Tax Professional | 2 | . Organization & Methods Officer | 1 |
| . Public Relation Officer | 1 | . Other Executives* | 3 |
| . Other Related Writers* | 1 | . Insurance Salesman & Underwriter | 1 |
| . Marketing/Sales Executive | 10 | . Securities Salesman, Broker | 1 |
| . Commercial & Technical Salesman | 1 | . Advertising Salesman | 2 |
| . Trading Executive/Merchandiser/ Buyer & Purchasing Agent | 3 | . Government Executive Officer II | 3 |
| | | . Not Classified* | 1 |
| | | . No Response | 2 |

* Please refer to the definition of terms in Section III.

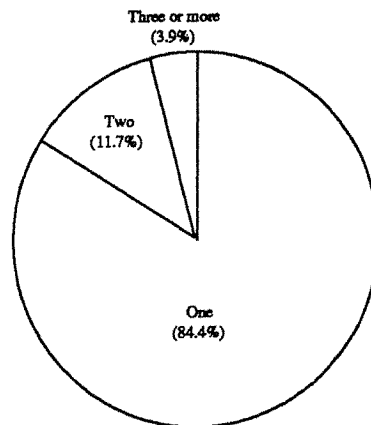
B.B.A.

BASIC SALARY: Mean \$7,773
(per month) Median \$7,100

GROSS INCOME: Mean \$8,568
(per month) Median \$7,800

(Additional information on salaries is given in Appendix 3)

NO. OF FULL-TIME JOBS HELD SIX MONTHS AFTER GRADUATION:



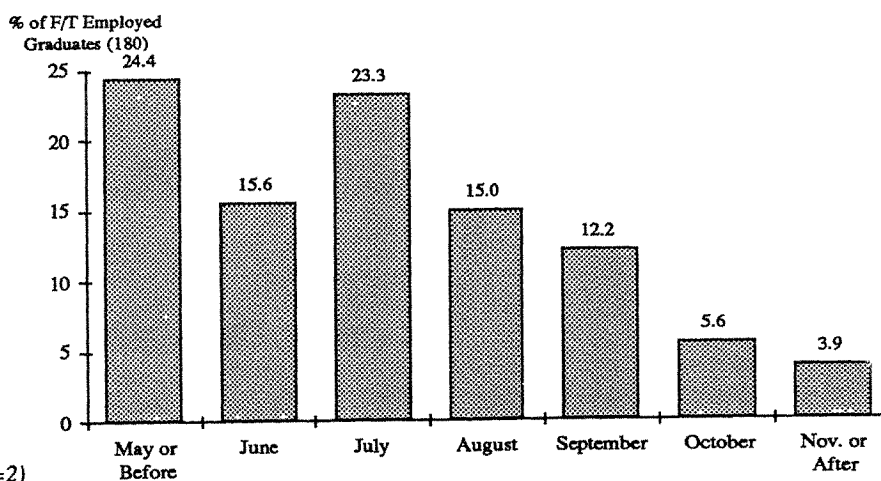
% OF EMPLOYED GRADUATES
(77)

B.Soc.Sc.

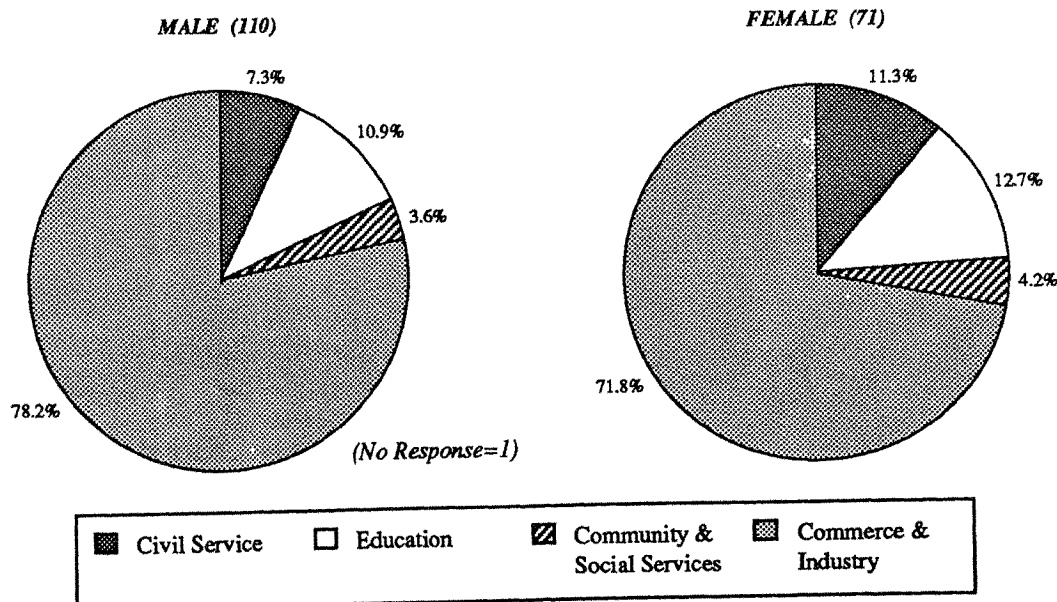
EMPLOYMENT DESTINATIONS:

| | Total | Male | Female |
|------------------------------|--------------|------|--------|
| Population | 230 | 136 | 94 |
| No. of Respondents | 209 (100.0%) | 126 | 83 |
| F/T Employed | 182 (87.1%) | 111 | 71 |
| P/T Employed Seeking F/T Job | 2 (1.0%) | 1 | 1 |
| Unemployed Seeking F/T Job | 11 (5.3%) | 6 | 5 |
| Further Studies | 13 (6.2%) | 7 | 6 |
| Not Seeking F/T Job | 1 (0.5%) | 1 | - |

TIME TAKEN TO SECURE EMPLOYMENT:



EMPLOYMENT SECTOR BY SEX:



B.Soc.Sc.

EMPLOYERS:

CIVIL SERVICE -

- . Agriculture & Fisheries Department
- . City & New Territories Administration
- . Civil Service Branch, Pay & Conditions of Services Division
- . District Office
- . Hospital Services Department
- . Industry Department
- . Labour Department
- . Royal Hong Kong Police Force

EDUCATION -

- . Aided Secondary School (13 schools)
- . Private Secondary School (3 schools)
- . Chinese University of Hong Kong
- . Hong Kong Polytechnic
- . University of Hong Kong
- . Ho Sau Kei Primary School

COMMUNITY & SOCIAL SERVICES -

- . Caritas - Hong Kong
- . Law Society Legal Advice & Duty Lawyer Schemes
- . Methodist Epworth Village Community Centre
- . One Country Two Systems Economic Research Institute Ltd
- . SKH Diocesan Welfare Council
- . Shamshuipo Development & Service Centre
- . Young Men's Christian Association of Hong Kong

COMMERCE & INDUSTRY -

- . A & A International (Yichi HK) Ltd
- . Accurate Enterprises Co
- . American International Assurance Co Ltd
- . Andersen Consulting of Arthur Andersen & Co
- . Arthur Andersen & Co
- . Asia Business Form Ltd
- . Asia Television Ltd
- . Australasia Computing Services Ltd
- . Ball Partnership
- . Bank of Communications
- . Bank of East Asia Ltd
- . Bank of Tokyo Ltd
- . Byrne & Co
- . CLIC Ltd
- . Cathay Pacific Airways Ltd
- . Chintung Ltd
- . Chosun International (HK) Toys Ltd
- . Citibank N A
- . Citifood Co (HK) Ltd
- . City Bus Co
- . Compu-Ad Centre Ltd
- . Coopers & Lybrand
- . Dao Heng Bank Ltd
- . Data Systems Co
- . Deloitte Ross Tohmatsu
- . Direct Shopping Co Ltd
- . Dragon Models Ltd
- . Dragonwind International Ltd
- . E C Properties
- . Ernst & Young
- . Evergreen Curtain Products Manufacturing Ltd
- . First Pacific Davies (HK) Ltd
- . Fortune House Management Ltd
- . G-2000 (Apparel) Ltd
- . GJM Trading Ltd
- . Harlow Butler (HK) Ltd
- . Hong Kong Student Travel Ltd
- . Hong Kong Telecom
- . Hong Kong Trident Shipping Agency Co Ltd
- . HongkongBank
- . Hutchison Paging Ltd
- . Jerry Lam & Co CPA
- . Jusco Stores (HK) Co Ltd
- . KPMG Peat Marwick
- . Kobayashi International Holdings
- . Kosonic Electronics Co Ltd
- . Kwangtung Provincial Bank
- . L & D Investment Ltd
- . Lee Kum Kee Co Ltd
- . Lung Tai Medicine Chemical Ltd
- . Manufacturers Life Insurance Group
- . Mass Transit Railway Corporation
- . Maxonic (HK) Ltd
- . Michael Wong & Co Ltd

B.Soc.Sc.

- . Mitsubishi Bank Ltd
- . National Westminster Bank plc
- . Neptune Orient Lines Ltd
- . Neptune Orient Lines Management Services (HK) Co Ltd
- . Nihon Credit Service (Asia) Co Ltd
- . Ogilvy & Mather Direct Response
- . Pendower Ltd
- . Pilot Publishers Services Ltd
- . Power Control Equipments Ltd
- . Price Waterhouse
- . Prospects Publishing
- . Prudential Hotel
- . Quest Securities Ltd
- . Ricacorp Properties Ltd
- . Sanwa Bank Ltd
- . Satchi Italy
- . Seawise Line Co Ltd
- . Seiyu (Shatin) Co Ltd
- . Shanghai Commercial Bank Ltd
- . Shell Hong Kong Ltd
- . South China Morning Post Publishers Ltd
- . Sun Generation Ltd
- . Swire Royal Insurance Co Ltd
- . Swire Shipping (Agencies) Ltd
- . Television Broadcasts Ltd
- . Topworth Investments Ltd
- . Unisys (HK) Ltd
- . United Overseas Bank Ltd
- . Vecom Electronics Ltd
- . Videotainment International Ltd
- . W M Sum & Co CPA
- . Wah Yuen Food Co
- . Wearmax Ltd
- . Wing Lung Bank Ltd
- . Yamaichi International (HK) Ltd
- . Yaohan Department Store (HK) Ltd
- . Yue Po Engineering Co Ltd

OCCUPATIONS:

| | <i>No. of Graduates</i> | | <i>No. of Graduates</i> |
|--|-----------------------------|---|-----------------------------|
| . Teacher in secondary school | 16 | . Trading Executive/Merchandiser/ Buyer & Purchasing Agent | 7 |
| . Teacher in primary school | 1 | . Travel Executive | 1 |
| . Other Researchers* | 5 | . Administrative/Management Executive | 21 |
| . Computer Programmer | 1 | . Bank Executive | 23 |
| . Other Computer Specialists* | 1 | . Finance Executive | 2 |
| . Company Accounting/Finance Staff | 2 | . Organization & Methods Officer | 1 |
| . Accounting Trainee | 29 | . Estate Development/Management Officer | 1 |
| . Tax Professional | 3 | . Other Executives* | 8 |
| . Advertising Copywriter | 2 | . Insurance Salesman & Underwriter | 1 |
| . Social Worker | 4 | . Securities Salesman, Broker | 6 |
| . Librarian | 1 | . Advertising Salesman | 3 |
| . Company Secretary | 1 | . Government Executive Officer II | 7 |
| . Government Administrative Officer | 1 | . Hospital Administrator II | 1 |
| . Government Labour/Trade Officer | 4 | . Police Inspector | 2 |
| . Marketing/Sales Executive | 21 | . No Response | 1 |
| . Shipping/Airline/Transport Executive | 5 | | |

* Please refer to the definition of terms in Section III.

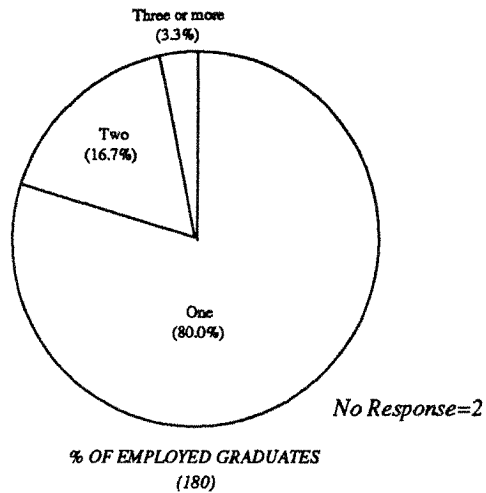
BASIC SALARY: Mean \$8,456
(per month) Median \$7,500

GROSS INCOME: Mean \$9,340
(per month) Median \$8,450

(Additional information on salaries is given in Appendix 3)

B.Soc.Sc.

NO. OF FULL-TIME JOBS HELD SIX MONTHS AFTER GRADUATION:



FURTHER STUDIES:

COURSE BEING:

| | <i>No. of Graduates</i> |
|--|-------------------------|
| . A post-graduate course in the same discipline as the first degree | 8 |
| . A post-graduate course in a discipline different from the first degree | 2 |
| . Teacher training course | 1 |
| . Others | 1 |
| . No response | 1 |

PROGRAMME :

| | Arts | Social Sciences | Business Administration | Education |
|--------------------------|------|-----------------|-------------------------|-----------|
| Postgraduate Certificate | | | | 1 |
| Master (Coursework) | 1 | 3 | 1 | |
| M.Phil. | | 5 | | |
| Others | 1 | | | |

No Response = 1

PLACE OF STUDY:

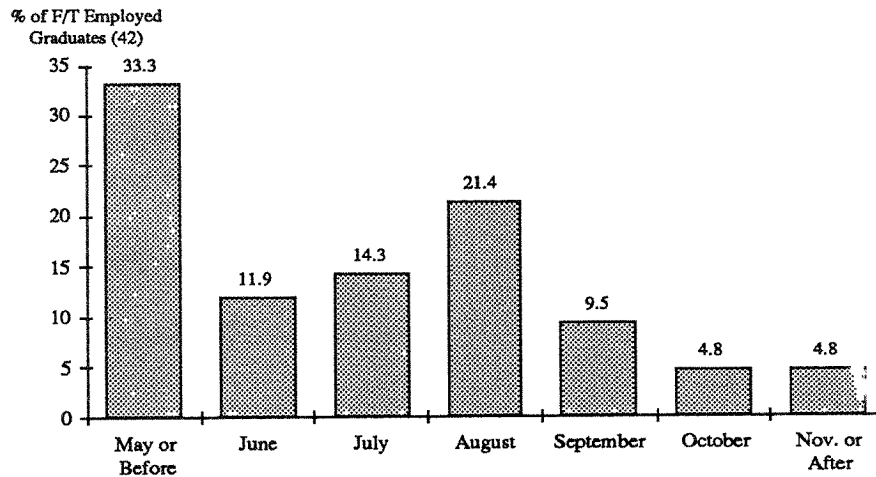
| | <i>No. of Graduates</i> |
|-------------|-------------------------|
| . Hong Kong | 10 |
| . U.K. | 1 |
| . Canada | 1 |
| . Japan | 1 |

B.S.W.

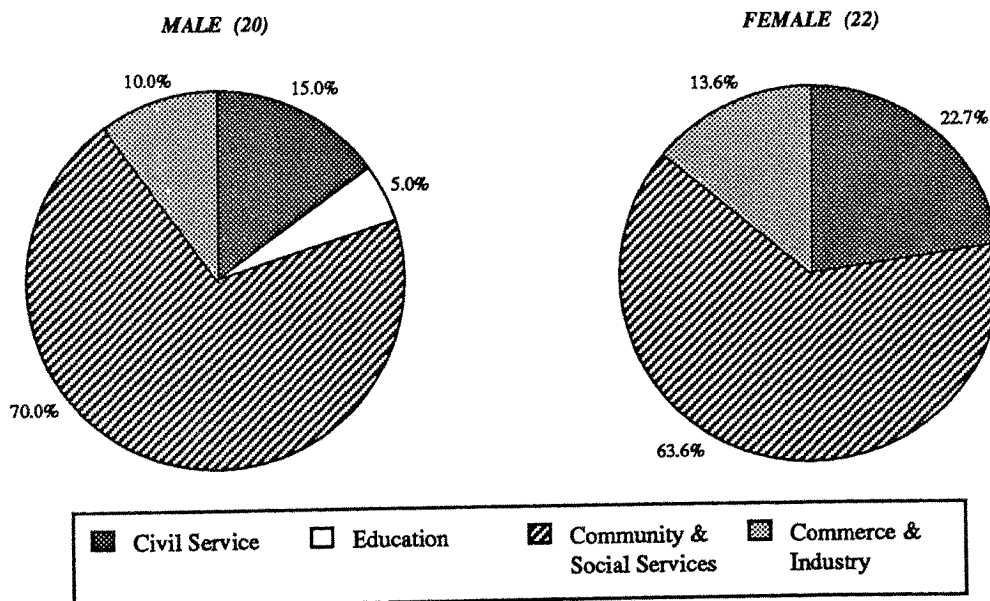
EMPLOYMENT DESTINATIONS:

| | Total | Male | Female |
|------------------------------|-------------|------|--------|
| Population | 51 | 23 | 28 |
| No. of Respondents | 48 (100.0%) | 23 | 25 |
| F/T Employed | 42 (87.5%) | 20 | 22 |
| P/T Employed Seeking F/T Job | - | - | - |
| Unemployed Seeking F/T Job | 4 (8.3%) | 1 | 3 |
| Further Studies | 2 (4.2%) | 2 | - |
| Not Seeking F/T Job | - | - | - |

TIME TAKEN TO SECURE EMPLOYMENT:



EMPLOYMENT SECTOR BY SEX:



B.S.W.

EMPLOYERS:

CIVIL SERVICE -

- . Social Welfare Department

EDUCATION -

- . Aided Secondary School (1 school)

COMMUNITY & SOCIAL SERVICES -

- . Boy's and Girl's Clubs Association of HK
- . Caritas - Hong Kong
- . Christian Family Service Centre
- . Hong Kong Children & Youth Services
- . Hong Kong Christian Service
- . Hong Kong Family Welfare Society
- . Hong Kong Federation of Youth Groups
- . Hong Kong Juvenile Care Centre
- . Hong Kong Lutheran Social Service
- . Hong Kong Young Women's Christian Association
- . International Social Service (HK) Branch
- . MKKFA Chan Hing Social Service Centre
- . Methodist Epworth Village Community Centre
- . Neighbourhood Advice-Action Council
- . SKH DWC Lok Social Service Centre
- . Tsuen Wan Ecumenical Social Service Centre
- . Yang Memorial Methodist Social Service Centre

COMMERCE & INDUSTRY -

- . Astec International Ltd
- . Bonny Gold Investment Ltd
- . Dao Hang Bank Ltd
- . Hong Kong Campus Crusade for Christ Ltd
- . Television Broadcasts Ltd

OCCUPATIONS:

| | <i>No. of Graduates</i> | | <i>No. of Graduates</i> |
|------------------------------------|-----------------------------|-------------------------------|-----------------------------|
| . Teacher in secondary school | 1 | . Public Relation Officer | 1 |
| . Other Teachers* | 1 | . Social Worker | 34 |
| . Company Accounting/Finance Staff | 1 | . Government Trade Officer | 1 |
| . Member of religious order | 1 | . Securities Salesman, Broker | 2 |

* Please refer to the definition of terms in Section III.

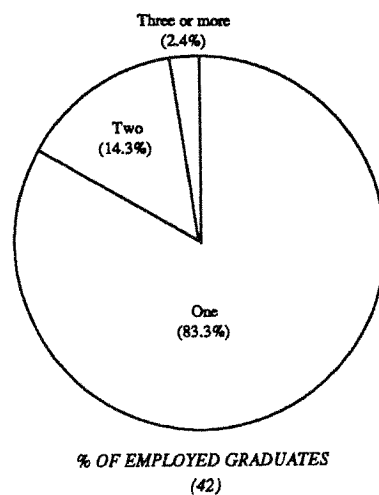
BASIC SALARY: Mean \$11,692
(per month) Median \$12,740

GROSS INCOME: Mean \$12,035
(per month) Median \$12,740

(Additional information on salaries is given in Appendix 3)

B.S.W.

NO. OF FULL-TIME JOBS HELD SIX MONTHS AFTER GRADUATION:



FURTHER STUDIES:

COURSE BEING:

- . A post-graduate course in a discipline different from the first degree *No. of Graduates*
2

PROGRAMME:

| | |
|---------|-----------------|
| | Social Sciences |
| M.Phil. | 2 |

PLACE OF STUDY:

- . Hong Kong *No. of Graduates*
2

VI. Appendices

DISTRIBUTION OF 1991 GRADUATES BY NATURE OF BUSINESS

| Employment Sector | Nature of Business | Total (%) | B.A. (A.S.) (%) | B.Arch. (%) | B.Sc. (Q.S.) (%) | B.Sc. (Sur.) (%) | B.A. (%) | B.Sc. (C.Sc.) (%) | C.E. (%) | Comp. E. (%) | E.E. (%) | I.E. (%) | M.E. (%) | LL.B. (%) | B.Sc. (%) | B.B.A. (%) | B.Soc. Sc. (%) | B.S.W. (%) |
|--|---|------------|-----------------|-------------|------------------|------------------|------------|-------------------|-----------|--------------|----------|----------|----------|-----------|-----------|------------|----------------|------------|
| CIVIL SERVICE | Government Departments | 80 (6.4) | 1 (2.8) | - | - | 6 (22.2) | 24 (6.8) | - | 16 (24.2) | - | 2 (2.7) | - | 1 (1.4) | - | 1 (0.6) | 5 (6.7) | 16 (8.8) | 8 (19.0) |
| | EDUCATION | | | | | | | | | | | | | | | | | |
| | Government Secondary Schools | 288 (23.0) | 1 (2.8) | - | - | - | 163 (46.0) | 1 (3.8) | 2 (3.0) | 1 (2.6) | 1 (1.4) | - | 4 (5.8) | 1 (100.0) | 90 (51.4) | 2 (2.7) | 21 (11.6) | 1 (2.4) |
| | Aided Secondary Schools | 13 (1.0) | - | - | - | - | 6 (1.7) | - | - | - | - | - | - | - | 7 (4.0) | - | - | - |
| | Private Secondary Schools | 221 (17.7) | - | - | - | - | 135 (38.1) | - | 1 (1.5) | 1 (2.6) | 1 (1.4) | - | 2 (2.9) | 1 (100.0) | 65 (37.1) | 1 (1.3) | 13 (7.2) | 1 (2.4) |
| | Tertiary Institutions | 23 (1.8) | 1 (2.8) | - | - | - | 10 (2.8) | - | - | - | - | - | - | - | 9 (5.1) | - | 3 (1.7) | - |
| | Others | 26 (2.1) | - | - | - | - | 8 (2.3) | 1 (3.8) | 1 (1.5) | - | - | - | 2 (2.9) | - | 9 (5.1) | 1 (1.3) | 4 (2.2) | - |
| | | 5 (0.4) | - | - | - | - | 4 (1.1) | - | - | - | - | - | - | - | - | - | 1 (0.6) | - |
| COMMUNITY & SOCIAL SERVICES | Research & Scientific Institutions | 59 (4.7) | - | - | - | - | 19 (5.4) | 1 (3.8) | - | 1 (2.6) | - | - | - | - | 3 (1.7) | - | 7 (3.9) | 28 (66.7) |
| | Welfare Institutions/Social/Community Services | 3 (0.2) | - | - | - | - | 2 (0.6) | - | - | - | - | - | - | - | - | - | 1 (0.6) | - |
| | Business/Professional/Labour/Trade Associations | 45 (3.6) | - | - | - | - | 9 (2.5) | - | - | - | - | - | - | - | 2 (1.1) | - | 6 (3.3) | 28 (66.7) |
| | | 2 (0.2) | - | - | - | - | 1 (0.3) | 1 (3.8) | - | - | - | - | - | - | - | - | - | - |

Appendix 1 (Cont'd)

| Employment Sector | Nature of Business | Total (%) | B.A. (A.S.) (%) | B.Arch. (%) | B.Sc. (Q.S.) (%) | B.Sc. (Sur.) (%) | B.A. (%) | B.Sc. (C.Sc.) (%) | C.E. (%) | Comp. E. (%) | E.E. (%) | I.E. (%) | M.E. (%) | LL.B. (%) | B.Sc. (%) | B.B.A. (%) | B.Soc. Sc. (%) | B.S.W. (%) | |
|------------------------------------|--|-----------------------|----------------------|-----------------------|-----------------------|----------------------|-----------------------|----------------------|----------------------|----------------------|----------------------|-----------------------|----------------------|------------|----------------------|----------------------|-----------------------|---------------------|------------|
| | Cultural/Recreational/ Entertainment Services | 5 (0.4) | - | - | - | - | 4 (1.1) | - | - | 1 (2.6) | - | - | - | - | - | - | - | - | |
| | Hospital/Medical/Dental Services | 3 (0.2) | - | - | - | - | 2 (0.6) | - | - | - | - | - | - | - | 1 (0.6) | - | - | - | |
| | Political Group | 1 (0.1) | - | - | - | - | 1 (0.3) | - | - | - | - | - | - | - | - | - | - | - | |
| COMMERCE & INDUSTRY | | 822 (65.8) | 34 (94.4) | 30 (100.0) | 14 (100.0) | 21 (77.8) | 147 (41.5) | 24 (92.3) | 48 (72.7) | 37 (94.9) | 71 (95.9) | 41 (100.0) | 64 (92.8) | - | 81 (46.3) | 68 (90.7) | 137 (75.7) | 5 (11.9) | |
| | Manufacturing | 131 (10.5) | - | - | - | - | 43 (12.1) | 3 (11.5) | 2 (3.0) | 6 (15.4) | 17 (23.0) | 16 (39.0) | 12 (17.4) | - | 16 (9.1) | 3 (4.0) | 13 (7.2) | - | |
| | Electricity, Gas & Steam | 17 (1.4) | - | - | - | - | - | - | 2 (3.0) | - | 6 (8.1) | - | 8 (11.6) | - | 1 (0.6) | - | - | - | |
| | Construction | 25 (2.0) | - | 1 (3.3) | 5 (35.7) | 3 (11.1) | 3 (0.8) | - | 4 (6.1) | - | - | 1 (2.4) | 7 (10.1) | - | 1 (0.6) | - | - | - | |
| | Trading/Marketing/Retailing | 160 (12.8) | - | - | 2 (14.3) | - | 41 (11.6) | 2 (7.7) | 3 (4.5) | 4 (10.3) | 14 (18.9) | 11 (26.8) | 14 (20.3) | - | 31 (17.7) | 16 (21.3) | 22 (12.2) | - | |
| | Restaurants & Hotels | 4 (0.3) | - | - | - | - | 3 (0.8) | - | - | - | - | - | - | - | - | - | 1 (0.6) | - | |
| | Transport, Storage & Communication | 63 (5.0) | - | - | - | - | 8 (2.3) | 3 (11.5) | 1 (1.5) | 7 (17.9) | 18 (24.3) | 4 (9.8) | 1 (1.4) | - | - | 2 (2.7) | 15 (8.3) | - | |
| | Financial Institutions | 79 (6.3) | - | - | 1 (7.1) | - | - | 11 (3.1) | 3 (11.5) | - | 3 (7.7) | 1 (1.4) | 3 (7.3) | 1 (1.4) | - | 7 (4.0) | 10 (13.3) | 37 (20.4) | 2 (4.8) |

Appendix 1 (Cont'd)

| Employment Sector | Nature of Business | Total (%) | B.A. (A.S.) (%) | B.Arch. (%) | B.Sc. (Q.S.) (%) | B.Sc. (Sur.) (%) | B.A. (%) | B.Sc. (C.Sc.) (%) | C.E. (%) | Comp. E. (%) | E.E. (%) | I.E. (%) | M.E. (%) | LL.B. (%) | B.Sc. (%) | B.B.A. (%) | B.Soc. Sc. (%) | B.S.W. (%) |
|-----------------------|---|---------------|-----------------|-------------|------------------|------------------|-------------|-------------------|------------|--------------|------------|------------|------------|-----------|-------------|------------|----------------|------------|
| | Insurance | 13 (1.0) | - | - | - | - | 2 (0.6) | 1 (3.8) | - | 1 (2.6) | 1 (1.4) | 1 (2.4) | - | - | 1 (0.6) | 2 (2.7) | 4 (2.2) | - |
| | Real Estate | 36 (2.9) | - | 1 (3.3) | 4 (28.6) | 16 (59.3) | 4 (1.1) | - | - | - | 2 (2.7) | - | 2 (2.9) | - | 3 (1.7) | 1 (1.3) | 3 (1.7) | - |
| | Business Services | 160 (12.8) | - | 1 (3.3) | - | - | 28 (7.9) | 11 (42.3) | 1 (1.5) | 15 (38.5) | 7 (9.5) | 1 (2.4) | 5 (7.2) | - | 14 (8.0) | 34 (45.3) | 42 (23.2) | 1 (2.4) |
| | Engineering, Architectural & Technical Services | 126 (10.1) | 34 (94.4) | 27 (90.0) | 1 (7.1) | 2 (7.4) | 2 (0.6) | 1 (3.8) | 35 (53.0) | 1 (2.6) | 4 (5.4) | 3 (7.3) | 13 (18.8) | - | 2 (1.1) | - | - | 1 (2.4) |
| | Others | 8 (0.6) | - | - | 1 (7.1) | - | 2 (0.6) | - | - | - | 1 (1.4) | 1 (2.4) | 1 (1.4) | - | 1 (0.6) | - | - | 1 (2.4) |
| NOT CLASSIFIED | Foreign Diplomat/Foreign Trade Commission | 1 (0.1) | - | - | - | - | 1 (0.3) | - | - | - | - | - | - | - | - | - | - | - |
| BASE | | 1250* (100.0) | 36 (100.0) | 30 (100.0) | 14 (100.0) | 27 (100.0) | 354 (100.0) | 26 (100.0) | 66 (100.0) | 39 (100.0) | 74 (100.0) | 41 (100.0) | 69 (100.0) | 1 (100.0) | 175 (100.0) | 75 (100.0) | 181 (100.0) | 42 (100.0) |

Percentages are shown in brackets
No Response = 8

* Excluding Medical & Dental graduates

Appendix 2

DISTRIBUTION OF 1991 GRADUATES BY OCCUPATION

| | Total (%) | B.A. (A.S.) (%) | B.Arch. (%) | B.Sc. (Q.S.) (%) | B.Sc. (Sur.) (%) | B.A. (%) | B.Sc. (C.Sc.) (%) | C.E. (%) | Comp. E. (%) | E.E. (%) | I.E. (%) | M.E. (%) | LL.B. (%) | B.Sc. (%) | B.B.A. (%) | B.Soc. Sc. (%) | B.S.W. (%) |
|---|---------------|-----------------|-------------|------------------|------------------|------------|-------------------|--------------|--------------|--------------|--------------|--------------|-----------|------------|------------|----------------|------------|
| <i>Physical & Life Scientists</i> | 3 (0.2) | - | - | - | - | - | - | - | - | - | - | - | - | 3 (1.7) | - | - | - |
| Chemists | 3 (0.2) | - | - | - | - | - | - | - | - | - | - | - | - | 3 (1.7) | - | - | - |
| <i>Para-medical & Para-dental Staff</i> | 1 (0.1) | - | - | - | - | - | - | - | - | - | - | - | - | 1 (0.6) | - | - | - |
| Medical Laboratory Technician | 1 (0.1) | - | - | - | - | - | - | - | - | - | - | - | - | 1 (0.6) | - | - | - |
| <i>Other Para-medical & Para-dental Staff</i> | 1 (0.1) | - | - | - | - | 1 (0.3) | - | - | - | - | - | - | - | - | - | - | - |
| Nurse in clinic | 1 (0.1) | - | - | - | - | 1 (0.3) | - | - | - | - | - | - | - | - | - | - | - |
| <i>Engineers</i> | 186 (14.9) | - | - | - | - | - | 3 (11.5) | 59 (89.4) | 14 (35.9) | 48 (64.9) | 18 (43.9) | 41 (59.4) | - | 3 (1.7) | - | - | - |
| Civil/Structural Engineers | 55 (4.4) | - | - | - | - | - | - | 55 (83.3) | - | - | - | - | - | - | - | - | - |
| Building Services Engineers | 8 (0.6) | - | - | - | - | - | - | - | - | 2 (2.7) | - | 6 (8.7) | - | - | - | - | - |
| Electrical Engineers | 3 (0.2) | - | - | - | - | - | - | - | - | 3 (4.1) | - | - | - | - | - | - | - |
| Electronics Engineers | 22 (1.8) | - | - | - | - | - | - | - | 3 (7.7) | 19 (25.7) | - | - | - | - | - | - | - |

Appendix 2 (Cont'd)

| | Total (%) | B.A. (A.S.) (%) | B.Arch. (%) | B.Sc. (Q.S.) (%) | B.Sc. (Sur.) (%) | B.A. (%) | B.Sc. (C.Sc.) (%) | C.E. (%) | Comp. E. (%) | E.E. (%) | I.E. (%) | M.E. (%) | LL.B. (%) | B.Sc. (%) | B.B.A. (%) | B.Soc. Sc. (%) | B.S.W. (%) |
|---|-----------|-----------------|-------------|------------------|------------------|----------|-------------------|----------|--------------|-----------|-----------|-----------|-----------|-----------|------------|----------------|------------|
| Mechanical Engineers | 21 (1.7) | - | - | - | - | - | - | - | - | - | - | 21 (30.4) | - | - | - | - | - |
| Industrial/Manufacturing Engineers | 16 (1.3) | - | - | - | - | - | - | - | - | - | 14 (34.1) | 2 (2.9) | - | - | - | - | - |
| Computer Engineers | 20 (1.6) | - | - | - | - | - | 2 (7.7) | - | 9 (23.1) | 8 (10.8) | - | - | - | 1 (0.6) | - | - | - |
| Telecommunication Engineers | 17 (1.4) | - | - | - | - | - | 1 (3.8) | - | 2 (5.1) | 14 (18.9) | - | - | - | - | - | - | - |
| Other Engineers * | 24 (1.9) | - | - | - | - | - | - | 4 (6.1) | - | 2 (2.7) | 4 (9.8) | 12 (17.4) | - | 2 (1.1) | - | - | - |
| Architects & Surveyors | 90 (7.2) | 34 (94.4) | 30 (96.8) | 7 (50.0) | 18 (66.7) | - | - | - | - | - | - | - | - | 1 (0.6) | - | - | - |
| Architects, Landscape Architects | 63 (5.0) | 34 (94.4) | 29 (93.5) | - | - | - | - | - | - | - | - | - | - | - | - | - | - |
| Quantity Surveyors | 12 (1.0) | - | 1 (3.2) | 5 (35.7) | 6 (22.2) | - | - | - | - | - | - | - | - | - | - | - | - |
| Building/Land Surveyors | 5 (0.4) | - | - | - | 4 (14.8) | - | - | - | - | - | - | - | - | 1 (0.6) | - | - | - |
| Appraisers, Rating & Valuating Surveyors | 10 (0.8) | - | - | 2 (14.3) | 8 (29.6) | - | - | - | - | - | - | - | - | - | - | - | - |
| Aircraft & Ship Officers | 2 (0.2) | - | - | - | - | - | - | - | - | 1 (1.4) | - | 1 (1.4) | - | - | - | - | - |

Appendix 2 (Cont'd)

| | Total (%) | B.A. (A.S.) (%) | B.Arch. (%) | B.Sc. (Q.S.) (%) | B.Sc. (Sur.) (%) | B.A. (%) | B.Sc. (C.Sc.) (%) | C.E. (%) | Comp. E. (%) | E.E. (%) | I.E. (%) | M.E. (%) | LL.B. (%) | B.Sc. (%) | B.B.A. (%) | B.Soc. Sc. (%) | B.S.W. (%) |
|---|-------------------|-----------------|-------------|------------------|------------------|-------------------|-------------------|----------------|----------------|----------------|----------|----------------|------------------|------------------|----------------|-----------------|----------------|
| Marine Engineer | 1 (0.1) | - | - | - | - | - | - | - | - | - | - | 1 (1.4) | - | - | - | - | - |
| Aircraft Cadet Pilot | 1 (0.1) | - | - | - | - | - | - | - | - | 1 (1.4) | - | - | - | - | - | - | - |
| Teachers | 262 (20.9) | 1 (2.8) | - | - | - | 152 (42.8) | - | 2 (3.0) | 1 (2.6) | 1 (1.4) | - | 2 (2.9) | 1 (100.0) | 82 (46.9) | 1 (1.3) | 17 (9.4) | 2 (4.8) |
| Teachers in universities & polytechnics | 2 (0.2) | - | - | - | - | - | - | 1 (1.5) | - | - | - | - | - | 1 (0.6) | - | - | - |
| Teachers in secondary schools | 239 (19.1) | 1 (2.8) | - | - | - | 140 (39.4) | - | 1 (1.5) | 1 (2.6) | 1 (1.4) | - | 2 (2.9) | 1 (100.0) | 74 (42.3) | 1 (1.3) | 16 (8.8) | 1 (2.4) |
| Teachers in primary schools | 4 (0.3) | - | - | - | - | 3 (0.8) | - | - | - | - | - | - | - | - | - | 1 (0.6) | - |
| Education Officers, School Principals & Inspectors | 13 (1.0) | - | - | - | - | 6 (1.7) | - | - | - | - | - | - | - | 7 (4.0) | - | - | - |
| Other Teachers* | 4 (0.3) | - | - | - | - | 3 (0.8) | - | - | - | - | - | - | - | - | - | - | 1 (2.4) |
| Economists, Statisticians & Mathematicians | 28 (2.2) | - | - | 1 (7.1) | - | 11 (3.1) | 1 (3.8) | - | - | - | - | 2 (2.9) | - | 8 (4.6) | - | 5 (2.8) | - |
| Actuary | 1 (0.1) | - | - | - | - | - | - | - | - | - | - | - | - | 1 (0.6) | - | - | - |
| Other Researchers* | 27 (2.2) | - | - | 1 (7.1) | - | 11 (3.1) | 1 (3.8) | - | - | - | - | 2 (2.9) | - | 7 (4.0) | - | 5 (2.8) | - |

Appendix 2 (Cont'd)

| | Total (%) | B.A. (A.S.) (%) | B.Arch. (%) | B.Sc. (Q.S.) (%) | B.Sc. (Sur.) (%) | B.A. (%) | B.Sc. (C.Sc.) (%) | C.E. (%) | Comp. E. (%) | E.E. (%) | I.E. (%) | M.E. (%) | LL.B. (%) | B.Sc. (%) | B.B.A. (%) | B.Soc. Sc. (%) | B.S.W. (%) |
|---|-----------|-----------------|-------------|------------------|------------------|----------|-------------------|----------|--------------|----------|----------|----------|-----------|-----------|------------|----------------|------------|
| System Analysts & Computer Programmers | 72 (5.8) | - | - | - | - | 2 (0.6) | 21 (80.8) | - | 22 (56.4) | 6 (8.1) | 1 (2.4) | 2 (2.9) | - | 15 (8.6) | 1 (1.3) | 2 (1.1) | - |
| Computer Programmers | 56 (4.5) | - | - | - | - | 2 (0.6) | 17 (65.4) | - | 16 (41.0) | 5 (6.8) | 1 (2.4) | 2 (2.9) | - | 12 (6.9) | - | 1 (0.6) | - |
| Software Engineers | 7 (0.6) | - | - | - | - | - | 2 (7.7) | - | 4 (10.3) | 1 (1.4) | - | - | - | - | - | - | - |
| Other Computer Specialists * | 9 (0.7) | - | - | - | - | - | 2 (7.7) | - | 2 (5.1) | - | - | - | - | 3 (1.7) | 1 (1.3) | 1 (0.6) | - |
| Accountants & Auditors | 74 (5.9) | - | - | - | - | 1 (0.3) | - | 1 (1.5) | - | 1 (1.4) | - | - | - | 2 (1.1) | 34 (45.3) | 34 (18.8) | 1 (2.4) |
| Company Accounting/Finance Staff | 7 (0.6) | - | - | - | - | - | - | - | - | - | - | - | - | - | 4 (5.3) | 2 (1.1) | 1 (2.4) |
| Accounting Trainees | 62 (5.0) | - | - | - | - | 1 (0.3) | - | 1 (1.5) | - | 1 (1.4) | - | - | - | 2 (1.1) | 28 (37.3) | 29 (16.0) | - |
| Tax Professionals | 5 (0.4) | - | - | - | - | - | - | - | - | - | - | - | - | - | 2 (2.7) | 3 (1.7) | - |
| Worker in Religion | 1 (0.1) | - | - | - | - | - | - | - | - | - | - | - | - | - | - | - | 1 (2.4) |
| Member of religious order | 1 (0.1) | - | - | - | - | - | - | - | - | - | - | - | - | - | - | - | 1 (2.4) |
| Authors, Journalists & Related Writers | 50 (4.0) | 1 (2.8) | - | - | - | 35 (9.9) | - | - | 1 (2.6) | - | - | 1 (1.4) | - | 7 (4.0) | 2 (2.7) | 2 (1.1) | 1 (2.4) |

Appendix 2 (Cont'd)

| | Total (%) | B.A. (A.S.) (%) | B.Arch. (%) | B.Sc. (Q.S.) (%) | B.Sc. (Sur.) (%) | B.A. (%) | B.Sc. (C.Sc.) (%) | C.E. (%) | Comp. E. (%) | E.E. (%) | I.E. (%) | M.E. (%) | LL.B. (%) | B.Sc. (%) | B.B.A. (%) | B.Soc. Sc. (%) | B.S.W. (%) |
|---|---------------------|-----------------|-------------|------------------|------------------|---------------------|-------------------|----------|--------------|----------|----------|--------------------|-----------|------------|------------|--------------------|----------------------|
| Radio & TV Producers/Script-writers | 8 (0.6) | - | - | - | - | 2 (0.6) | - | - | - | - | - | 1 (1.4) | - | 5 (2.9) | - | - | - |
| Advertising Copywriters | 4 (0.3) | - | - | - | - | 2 (0.6) | - | - | - | - | - | - | - | - | - | 2 (1.1) | - |
| Editors, Journalists, Reporters | 20 (1.6) | - | - | - | - | 20 (5.6) | - | - | - | - | - | - | - | - | - | - | - |
| Public Relation Officers | 9 (0.7) | - | - | - | - | 7 (2.0) | - | - | - | - | - | - | - | - | 1 (1.3) | - | 1 (2.4) |
| Other Related Writers * | 9 (0.7) | 1 (2.8) | - | - | - | 4 (1.1) | - | - | 1 (2.6) | - | - | - | - | 2 (1.1) | 1 (1.3) | - | - |
| Other Professional & Technical Workers | 57 (4.6) | - | - | - | - | 15 (4.2) | - | - | - | - | - | 2 (2.9) | - | - | - | 6 (3.3) | 34 (81.0) |
| Social Workers | 44 (3.5) | - | - | - | - | 6 (1.7) | - | - | - | - | - | - | - | - | - | 4 (2.2) | 34 (81.0) |
| Librarians | 5 (0.4) | - | - | - | - | 4 (1.1) | - | - | - | - | - | - | - | - | - | 1 (0.6) | - |
| Interpreters/Translators | 4 (0.3) | - | - | - | - | 4 (1.1) | - | - | - | - | - | - | - | - | - | - | - |
| Company Secretaries | 2 (0.2) | - | - | - | - | 1 (0.3) | - | - | - | - | - | - | - | - | - | 1 (0.6) | - |
| Building & Safety Inspectors | 2 (0.2) | - | - | - | - | - | - | - | - | - | - | 2 (2.9) | - | - | - | - | - |

Appendix 2 (Cont'd)

| | Total (%) | B.A. (A.S.) (%) | B.Arch. (%) | B.Sc. (Q.S.) (%) | B.Sc. (Sur.) (%) | B.A. (%) | B.Sc. (C.Sc.) (%) | C.E. (%) | Comp. E. (%) | E.E. (%) | I.E. (%) | M.E. (%) | LL.B. (%) | B.Sc. (%) | B.B.A. (%) | B.Soc. Sc. (%) | B.S.W. (%) |
|---|---------------|-----------------|-------------|------------------|------------------|---------------|-------------------|------------|--------------|--------------|--------------|--------------|-----------|--------------|--------------|----------------|------------|
| Government Administrators & Foreign Diplomats | 4 (0.3) | - | - | - | - | 3 (0.8) | - | - | - | - | - | - | - | - | - | 1 (0.6) | - |
| Government Administrative Officers | 4 (0.3) | - | - | - | - | 3 (0.8) | - | - | - | - | - | - | - | - | - | 1 (0.6) | - |
| Managers | 8 (0.6) | - | - | - | - | 3 (0.8) | - | - | - | - | - | - | - | - | - | 4 (2.2) | 1 (2.4) |
| Government Labour/Trade Officers | 8 (0.6) | - | - | - | - | 3 (0.8) | - | - | - | - | - | - | - | - | - | 4 (2.2) | 1 (2.4) |
| Business Professionals | 354 (28.3) | - | 1 (3.2) | 6 (42.9) | 9 (33.3) | 111 (31.3) | 1 (3.8) | 4 (6.1) | 1 (2.6) | 16 (21.6) | 19 (46.3) | 17 (24.6) | - | 50 (28.6) | 29 (38.7) | 90 (49.7) | - |
| Marketing/Sales Executives/Sales Supervisors | 98 (7.8) | - | - | 1 (7.1) | - | 28 (7.9) | - | - | - | 2 (2.7) | 3 (7.3) | 4 (5.8) | - | 29 (16.6) | 10 (13.3) | 21 (11.6) | - |
| Shipping/Airline/Transport Executives | 6 (0.5) | - | - | - | - | 1 (0.3) | - | - | - | - | - | - | - | - | - | 5 (2.8) | - |
| Commercial & Technical Salesmen | 32 (2.6) | - | - | - | - | - | 1 (3.8) | 3 (4.5) | 1 (2.6) | 6 (8.1) | 5 (12.2) | 10 (14.5) | - | 5 (2.9) | 1 (1.3) | - | - |
| Trading Executives/Merchandisers/ Buyers & Purchasing Agents | 35 (2.8) | - | - | 1 (7.1) | - | 17 (4.8) | - | 1 (1.5) | - | - | - | - | - | 6 (3.4) | 3 (4.0) | 7 (3.9) | - |
| Travel Executives | 4 (0.3) | - | - | - | - | 3 (0.8) | - | - | - | - | - | - | - | - | - | 1 (0.6) | - |
| Personnel/Administrative/Management Executives/Personal Assistants | 84 (6.7) | - | - | 1 (7.1) | - | 43 (12.1) | - | - | - | 2 (2.7) | 6 (14.6) | 2 (2.9) | - | 4 (2.3) | 5 (6.7) | 21 (11.6) | - |

Appendix 2 (Cont'd)

| | Total (%) | B.A. (A.S.) (%) | B.Arch. (%) | B.Sc. (Q.S.) (%) | B.Sc. (Sur.) (%) | B.A. (%) | B.Sc. (C.Sc.) (%) | C.E. (%) | Comp. E. (%) | E.E. (%) | I.E. (%) | M.E. (%) | LL.B. (%) | B.Sc. (%) | B.B.A. (%) | B.Soc. Sc. (%) | B.S.W. (%) |
|--|-------------|-----------------|-------------|------------------|------------------|-------------|-------------------|----------|--------------|------------|------------|------------|-----------|------------|------------|----------------|------------|
| Management/Investment Consultants | 2 (0.2) | - | 1 (3.2) | - | - | - | - | - | - | - | - | - | - | - | 1 (1.3) | - | - |
| Bank Executives | 32 (2.6) | - | - | 1 (7.1) | - | 4 (1.1) | - | - | - | - | - | - | - | 1 (0.6) | 3 (4.0) | 23 (12.7) | - |
| Finance Executives | 6 (0.5) | - | - | - | - | 1 (0.3) | - | - | - | - | - | - | - | 1 (0.6) | 2 (2.7) | 2 (1.1) | - |
| Organization & Methods Officers | 7 (0.6) | - | - | 1 (7.1) | - | 1 (0.3) | - | - | - | - | 3 (7.3) | - | - | - | 1 (1.3) | 1 (0.6) | - |
| Estate Development/Management Officers | 10 (0.8) | - | - | 1 (7.1) | 5 (18.5) | 2 (0.6) | - | - | - | 1 (1.4) | - | - | - | - | - | 1 (0.6) | - |
| Other Executives* | 38 (3.0) | - | - | - | 4 (14.8) | 11 (3.1) | - | - | - | 5 (6.8) | 2 (4.9) | 1 (1.4) | - | 4 (2.3) | 3 (4.0) | 8 (4.4) | - |
| Insurance, Real Estate, Securities & Business Services Salesmen & Auctioneers | 31 (2.5) | - | - | - | - | 9 (2.5) | - | - | - | - | 3 (7.3) | 1 (1.4) | - | 2 (1.1) | 4 (5.3) | 10 (5.5) | 2 (4.8) |
| Insurance Salesmen & Underwriters | 3 (0.2) | - | - | - | - | - | - | - | - | - | 1 (2.4) | - | - | - | 1 (1.3) | 1 (0.6) | - |
| Securities Salesmen, Brokers | 16 (1.3) | - | - | - | - | 3 (0.8) | - | - | - | - | 2 (4.9) | 1 (1.4) | - | 1 (0.6) | 1 (1.3) | 6 (3.3) | 2 (4.8) |
| Advertising Salesmen | 12 (1.0) | - | - | - | - | 6 (1.7) | - | - | - | - | - | - | - | 1 (0.6) | 2 (2.7) | 3 (1.7) | - |
| Government Executive Officials | 25 (2.0) | - | - | - | - | 12 (3.4) | - | - | - | 1 (1.4) | - | - | - | 1 (0.6) | 3 (4.0) | 8 (4.4) | - |

Appendix 2 (Cont'd)

| | Total (%) | B.A. (A.S.) (%) | B.Arch. (%) | B.Sc. (Q.S.) (%) | B.Sc. (Sur.) (%) | B.A. (%) | B.Sc. (C.Sc.) (%) | C.E. (%) | Comp. E. (%) | E.E. (%) | I.E. (%) | M.E. (%) | LL.B. (%) | B.Sc. (%) | B.B.A. (%) | B.Soc. Sc. (%) | B.S.W. (%) |
|-----------------------------------|-----------------|-----------------|-------------|------------------|------------------|-------------|-------------------|------------|--------------|------------|------------|------------|-----------|-------------|------------|----------------|------------|
| Government Executive Officer II | 22 (1.8) | - | - | - | - | 10 (2.8) | - | - | - | 1 (1.4) | - | - | - | 1 (0.6) | 3 (4.0) | 7 (3.8) | - |
| Hospital Administrator II | 3 (0.2) | - | - | - | - | 2 (0.6) | - | - | - | - | - | - | - | - | - | 1 (0.6) | - |
| <i>Protective Service Workers</i> | 2 (0.2) | - | - | - | - | - | - | - | - | - | - | - | - | - | - | 2 (1.1) | - |
| Police Inspectors | 2 (0.2) | - | - | - | - | - | - | - | - | - | - | - | - | - | - | 2 (1.1) | - |
| <i>Not Classified *</i> | 1 (0.1) | - | - | - | - | - | - | - | - | - | - | - | - | - | 1 (1.3) | - | - |
| BASE | ** 1252 (100.0) | 36 (100.0) | 31 (100.0) | 14 (100.0) | 27 (100.0) | 355 (100.0) | 26 (100.0) | 66 (100.0) | 39 (100.0) | 74 (100.0) | 41 (100.0) | 69 (100.0) | 1 (100.0) | 175 (100.0) | 75 (100.0) | 181 (100.0) | 42 (100.0) |

Percentage are shown in brackets
No Response = 6

* Please refer to the definition of terms in Section III.

** Excluding Medical & Dental graduates

**BASIC MONTHLY SALARY BY
OCCUPATION**

| Occupation | Median HK\$ | Maximum HK\$ | Minimum HK\$ | No. of Case(s) |
|---|----------------|-----------------|-----------------|----------------|
| OVERALL | 8200 | 31740 | 0 | 1240** |
| <i>Physical & Life Scientists</i> | <i>8600</i> | <i>9000</i> | <i>8340</i> | <i>3</i> |
| Chemists | 8600 | 9000 | 8340 | 3 |
| <i>Para-medical & Para-dental Staff</i> | <i>8340</i> | <i>8340</i> | <i>8340</i> | <i>1</i> |
| Medical Laboratory Technician | 8340 | 8340 | 8340 | 1 |
| <i>Other Para-medical & Para-dental Staff</i> | <i>9000</i> | <i>9000</i> | <i>9000</i> | <i>1</i> |
| Nurse in clinic | 9000 | 9000 | 9000 | 1 |
| <i>Engineers</i> | <i>8500</i> | <i>12230</i> | <i>6000</i> | <i>185</i> |
| Civil/Structural Engineers | 9000 | 10800 | 7000 | 55 |
| Building Services Engineers | 7750 | 9000 | 6500 | 8 |
| Electrical Engineers | 10800 | 10800 | 8000 | 3 |
| Electronics Engineers | 8100 | 11380 | 6700 | 22 |
| Mechanical Engineers | 8500 | 10800 | 6800 | 21 |
| Industrial/Manufacturing Engineers | 7700 | 12000 | 6000 | 15 |
| Computer Engineers | 8250 | 10400 | 6500 | 20 |
| Telecommunication Engineers | 9000 | 12230 | 7500 | 17 |
| Other Engineers * | 7700 | 10800 | 6500 | 24 |
| <i>Architects & Surveyors</i> | <i>7500</i> | <i>15500</i> | <i>5500</i> | <i>86</i> |
| Architects, Landscape Architects | 7300 | 15500 | 5500 | 59 |
| Quantity Surveyors | 7650 | 10000 | 6000 | 12 |
| Building/Land Surveyors | 9600 | 9600 | 6500 | 5 |
| Appraisers, Rating & Valuating Surveyors | 8200 | 9600 | 6500 | 10 |
| <i>Aircraft & Ship Officers</i> | <i>4000</i> | <i>8000</i> | <i>0</i> | <i>2</i> |
| Marine Engineer | 8000 | 8000 | 8000 | 1 |
| Aircraft Cadet Pilot | 0 | 0 | 0 | 1 |

Appendix 3 (Cont'd)

| Occupation | Median HK\$ | Maximum HK\$ | Minimum HK\$ | No. of Case(s) |
|---|--------------|--------------|--------------|----------------|
| Teachers | 12135 | 15100 | 6000 | 262 |
| Teachers in universities & polytechnics | 9933 | 10465 | 9400 | 2 |
| Teachers in secondary schools | 12135 | 15100 | 6000 | 239 |
| Teachers in primary schools | 10164 | 10480 | 10000 | 4 |
| Education Officers, School Principals & Inspectors | 12135 | 12135 | 12135 | 13 |
| Other Teachers * | 10281 | 11555 | 8000 | 4 |
| Economists, Statisticians & Mathematicians | 8000 | 12135 | 5500 | 28 |
| Actuary | 7000 | 7000 | 7000 | 1 |
| Other Researchers * | 8000 | 12135 | 5000 | 27 |
| System Analysts & Computer Programmers | 8000 | 12000 | 5500 | 72 |
| Computer Programmers | 7950 | 12000 | 6000 | 56 |
| Software Engineers | 8200 | 10000 | 7500 | 7 |
| Other Computer Specialists * | 8000 | 11055 | 5500 | 9 |
| Accountants & Auditors | 7100 | 15000 | 5000 | 73 |
| Company Accounting/Finance Staff | 7700 | 15000 | 6000 | 7 |
| Accounting Trainees | 7100 | 8000 | 5000 | 61 |
| Tax Professionals | 7100 | 7100 | 7000 | 5 |
| Worker in Religion | 4000 | 4000 | 4000 | 1 |
| Member of religious order | 4000 | 4000 | 4000 | 1 |
| Authors, Journalists & Related Writers | 7000 | 11555 | 0 | 50 |
| Radio & TV Producers/Script-writers | 7600 | 10000 | 0 | 8 |
| Advertising Copywriters | 6250 | 7500 | 6000 | 4 |
| Editors, Journalists, Reporters | 7000 | 8500 | 6000 | 20 |
| Public Relation Officers | 7000 | 8580 | 6500 | 9 |
| Other Related Writers * | 7000 | 11555 | 5500 | 9 |
| Other Professional & Technical Workers | 12740 | 24500 | 6500 | 57 |

Appendix 3 (Cont'd)

| Occupation | Median HK\$ | Maximum HK\$ | Minimum HK\$ | No. of Case(s) |
|---|--------------|--------------|--------------|----------------|
| Social Workers | 12740 | 12750 | 6500 | 44 |
| Librarians | 8000 | 10480 | 6800 | 5 |
| Interpreters/Translators | 11555 | 24500 | 11555 | 4 |
| Company Secretaries | 7250 | 7500 | 7000 | 2 |
| Building & Safety Inspectors | 13250 | 13500 | 13000 | 2 |
| <i>Government Administrators & Foreign Diplomats</i> | 19405 | 19405 | 19405 | 4 |
| Government Administrative Officers | 19405 | 19405 | 19405 | 4 |
| <i>Managers</i> | 11555 | 11555 | 11555 | 8 |
| Government Labour/Trade Officers | 11555 | 11555 | 11555 | 8 |
| <i>Business Professionals</i> | 7000 | 12740 | 1500 | 348 |
| Marketing/Sales Executives/ Sales Supervisors | 7000 | 11300 | 1500 | 97 |
| Shipping/Airline/Transport Executives | 7000 | 7300 | 6700 | 6 |
| Commercial & Technical Salesmen | 7000 | 9800 | 4500 | 31 |
| Trading Executives/Merchandisers/ Buyers & Purchasing Agents | 7000 | 10000 | 4800 | 33 |
| Travel Executives | 7000 | 7780 | 6500 | 4 |
| Personnel/Administrative/ Management Executives/ Personal Assistants | 7500 | 12740 | 4300 | 83 |
| Management/Investment Consultants | 8500 | 9000 | 8000 | 2 |
| Bank Executives | 7880 | 9500 | 4500 | 32 |
| Finance Executives | 6500 | 8813 | 5000 | 6 |
| Organization & Methods Officers | 9900 | 11555 | 8174 | 7 |
| Estate Development/ Management Officers | 7500 | 8500 | 5000 | 9 |
| Other Executives * | 7250 | 12000 | 2500 | 38 |
| <i>Insurance, Real Estate, Securities & Business Services Salesmen & Auctioneers</i> | 6000 | 10000 | 3500 | 31 |
| Insurance Salesmen & Underwriters | 6000 | 10000 | 6000 | 3 |

Appendix 3 (Cont'd)

| Occupation | Median HK\$ | Maximum HK\$ | Minimum HK\$ | No. of Case(s) |
|--|---------------------|---------------------|---------------------|------------------|
| Securities Salesmen, Brokers | 5500 | 8813 | 3500 | 16 |
| Advertising Salesmen | 6250 | 7500 | 5000 | 12 |
| <i>Government Executive Officials</i> | <i>12135</i> | <i>12135</i> | <i>11555</i> | <i>25</i> |
| Government Executive Officer II | 12135 | 12135 | 12135 | 22 |
| Hospital Administrator II | 11555 | 11555 | 11555 | 3 |
| <i>Protective Service Workers</i> | <i>31020</i> | <i>31740</i> | <i>30300</i> | <i>2</i> |
| Police Inspectors (Senior) | 31020 | 31740 | 30300 | 2 |
| <i>Not Classified *</i> | <i>8000</i> | <i>8000</i> | <i>8000</i> | <i>1</i> |

No Response = 18

* Please refer to the definition of terms in Section III.

** Excluding Medical & Dental graduates.

X03014375



LB 378.365 U5 G91

Employment destination
statistics : 1991 first
1992.

[LB] 378.365 U5 G91

X03014375



