



<b>Title</b>	<b>The Credibility of the Monetary Policy Free Lunch</b>
<b>Author(s)</b>	<b>Yetman, JA</b>
<b>Citation</b>	<b>Journal of Macroeconomics, 2005, v. 27 n. 3, p. 434-451</b>
<b>Issued Date</b>	<b>2005</b>
<b>URL</b>	<b><a href="http://hdl.handle.net/10722/48698">http://hdl.handle.net/10722/48698</a></b>
<b>Rights</b>	<b>Creative Commons: Attribution 3.0 Hong Kong License</b>

# The Credibility of the Monetary Policy “Free Lunch”

January 2, 2004

James Yetman\*

## **Abstract**

---

Price level targeting has been proposed as an alternative to inflation targeting that may confer benefits if a central bank sets policy under discretion, even if society’s loss function is specified in terms of inflation (instead of price level) volatility. This paper demonstrates the sensitivity of this argument. If even a small portion of agents use a rule-of-thumb to form inflation expectations, or does not fully understand the nature of the target, price level targeting may in fact impose costs on society rather than benefits.

---

Keywords: Price Level Targeting, Inflation Targeting, Credibility, Free Lunch, Discretion

JEL code: E52

\* School of Economics and Finance, University of Hong Kong, Pokfulam Road, Hong Kong; phone (852) 2857-8506; fax (852) 2548-1152; email jyetman@econ.hku.hk. I thank Merwan Engineer, two anonymous referees, and especially Joe Pearlman for comments. This paper was produced (in part) whilst the author visited the European Central Bank’s Directorate General Research as part of their visitor program. I thank, without implication, the ECB for their hospitality. Any remaining errors are the author’s sole responsibility.

## 1. Introduction

In recent times, a growing number of central banks have commenced explicitly targeting inflation as a means to improving economic performance. Associated with this has been growing central bank credibility, as explicit targets have been achieved, and deviations from the targets have been clearly articulated (see Bernanke, Laubach, Mishkin, and Posen (1999) and Johnson (1998) for evidence of this).

Some have argued that central banks should go further. One characteristic of an inflation target is that past mistakes are ignored: if inflation lies above or below the target one period, the inflation target for the following period does not change. In a world in which there are nominal rigidities, optimal policy will generally include some degree of history dependence, so that current policy should condition on past mistakes.

One special case of a history dependent monetary policy that has received particular attention is price level targeting. Several recent papers have focused on the potential benefits of the central bank targeting the price level when the central bank operates under discretion, even if society's loss function is specified in terms of inflation variability. Svensson (1999), using a Neo Classical Phillips curve, argued that there is an advantage to doing so provided the output gap is sufficiently persistent, and labeled this a "free lunch." Others have found even stronger support for price level targeting when agents are forward looking. These papers utilize variants of the New Keynesian framework, outlined in Roberts (1995) and Clarida, Gali and Gertler (1999). This framework assumes that changing prices is costly, so prices that are set today reflect future expectations of inflation. For example, Dittmar and Gavin (2000) find that the inflation-output variability trade-off is better with a price level target than an inflation target. They argue that

adding a price level target with a small weight has little cost in terms of the real side of the economy yet is beneficial in reducing inflation volatility.

Vestin (2000), using a similar framework, finds that price level targeting under discretion outperforms inflation targeting under discretion. In some cases, he finds that price level targeting under discretion can result in the same outcome as inflation targeting under commitment, provided the parameters of the loss function are suitably adjusted. In a related paper, Barnett and Engineer (2001) provide a summary of the literature and consider a hybrid New Keynesian – Neo Classical Phillips curve. They argue that optimal monetary policy precludes long-run price-level drift if inflation expectations are sufficiently forward looking, among other contexts.

The existing literature has assumed that agents are fully rational and that the central bank enjoys perfect credibility. Therefore whether a central bank has an inflation target or a price level target, agents are assumed to know the target, and form expectations that condition on it. Here the robustness of these results is considered. Suppose, for example, that constructing rational expectations of inflation requires substantial costs. Then a portion of economic agents may use rules-of-thumb to form expectations instead. Alternatively, suppose that agents do not know or believe the stated target of the central bank. They would then base their inflation expectations on a policy target that differs from the true target of the central bank.

A number of examples of rule-of-thumb forecasting and imperfect credibility are considered below. I find that in nearly all cases considered, the existing results are sensitive. As the assumptions in the existing literature are relaxed, the “free lunch” rapidly loses its culinary value, especially if inflation volatility has a high weight in

society's loss function. While the presence of rule-of-thumb forecasters or imperfect credibility is typically costly with either an inflation or a price level target, it is especially so with a price level target.

The basic model, demonstrating the potential role for price level targets, follows. Section 3 discusses history-dependent monetary policy, section 4 considers the impact of rule-of-thumb forecasting, while section 5 considers imperfect credibility. Conclusions then follow.

## 2. A Simple New-Keynesian Model

Here I describe a simple linear-quadratic, forward-looking model similar to that in Vestin (2000) in which price level targeting can play a role in improving the trade-off between output and inflation variability faced by the central bank when monetary policy is set under discretion. The economy is assumed to consist of a Phillips curve given by

$$\pi_t = \beta E_t(\pi_{t+1}) + \kappa x_t + u_t, \tag{1}$$

where  $\pi_t$  is inflation,  $x_t$  is the output gap and  $u_t$  is an exogenous shock term that is known by the central bank. Expectations of future inflation are assumed rational, and all variables are expressed in logs. For simplicity,  $x_t$  can be considered the policy instrument of the central bank.

An inflation-targeting central bank seeks to minimize a standard, quadratic loss function given by

$$L = (1 - \beta) E_t \sum_{i=0}^{\infty} \beta^i L_{t+i},$$

$$L_{t+i} = (\pi_{t+i} - \pi^*)^2 + \lambda x_{t+i}^2, \tag{2}$$

subject to (1), for some inflation target  $\pi^*$ . Note that I am assuming, as in Svensson (1999) and Vestin (2000), that inflation targeting or price level targeting central banks continue to pay attention to real variables in the economy, except in the special case where  $\lambda = 0$ .

Under discretionary policy, the central bank is assumed to lack the means to commit to future policy actions. Given the absence of state variables with inflation targeting, optimal monetary policy will therefore minimize the period loss function, taking the form

$$x_t = \frac{\kappa(1 - \beta)}{\kappa^2 + \lambda(1 - \beta)}\pi^* - \frac{\kappa}{\kappa^2 + \lambda}u_t, \quad (3)$$

while inflation evolves according to

$$\pi_t = \frac{\kappa^2}{\kappa^2 + \lambda(1 - \beta)}\pi^* + \frac{\lambda}{\kappa^2 + \lambda}u_t. \quad (4)$$

To examine monetary policy with a price level target, note that (1) may be rewritten as

$$E_t(p_{t+1} - p_{t+1}^*) = \frac{1 + \beta}{\beta}(p_t - p_t^*) - \frac{1}{\beta}(p_{t-1} - p_{t-1}^*) - \frac{\kappa}{\beta}x_t - \frac{1}{\beta}u_t + \frac{1 - \beta}{\beta}\pi^*, \quad (5)$$

where  $p_t^* = p_{t-1}^* + \pi^*$ . The appropriate quadratic period loss function is then given by

$$L_{t+i} = (p_{t+i} - p_{t+i}^*)^2 + \lambda x_{t+i}^2, \quad (6)$$

where  $\lambda$  is appropriately scaled to reflect the difference between the magnitude of price level and inflation rate volatility. In contrast to inflation targeting today's policy affects losses in future periods even without commitment technology, implying the presence of state variables in the model. We follow the methodology of Currie and Levine (1993), and

find that under optimal discretionary monetary policy, the paths of output and inflation are defined by

$$x_t = \theta_1[(p_{t-1} - p_{t-1}^*) + u_t] + \theta_2, \quad (7)$$

$$p_t = p_t^* + \phi_1[(p_{t-1} - p_{t-1}^*) + u_t] + \phi_2, \quad (8)$$

for  $\theta_1, \theta_2, \phi_1, \phi_2$  given in Appendix 1.

We can now consider the policy frontiers obtained under either a price level or an inflation target. The parameters considered here are the same as in Vestin (2000):  $\kappa = 1/3$ ;  $\beta = 1$ ;  $\pi^* = 0$ ; and  $0 \leq \lambda \leq \infty$ . Note that in the limit, as  $\beta \rightarrow 1$ ,  $E(L_t) = \text{Var}(\pi_t - \pi^*) + \text{Var}(x_t)$  with an inflation target, and  $E(L_t) = \text{Var}(p_t - p_t^*) + \text{Var}(x_t)$  with a price level target. To construct the policy frontier, the economy is simulated 1000 times for 100 periods for different levels of  $\lambda$ , and the average level of output and inflation volatility in the final period is computed. 100 periods is sufficient to ensure that the results are independent of the starting point, while averaging across 1000 simulations results in policy frontiers that are virtually indistinguishable from those that may be obtained analytically. While analytical solutions may be easily obtained for this base case, they are difficult to obtain for some of the cases that follow; hence the reliance on numerical results.

Figure 1 contains the policy frontiers for the base model. Over the entire range of possible values of  $\lambda$ , a price level target results in a better trade-off between output volatility and inflation volatility than an inflation target. Note that the graphs given here are in terms of the standard deviations of output and inflation rather than the variances, to aid interpretation. Hence the trade-off between output and inflation volatility with an inflation target obtained here is a straight line, whereas Vestin (2000) obtained a convex

relation.

Note also that the outcome with strict inflation targeting coincides with that when there is strict price level targeting- in either case, inflation volatility equals zero, while output volatility is at its highest level. Finally, for intermediate points, the desired level of  $\lambda$  with a price level target will differ systematically from that with an inflation target. As Vestin (2000) argues, this is as a result of both differences between the magnitudes of price level volatility and inflation volatility and differences in the desired degree of conservatism. Figure 2 plots the optimal choice of  $\lambda$  with a price level target against that with an inflation target for each level of  $\lambda$  in society's loss function. If society is relatively concerned about inflation volatility, a price level targeting central bank should have a smaller  $\lambda$  than an inflation targeting central bank (that is, be more conservative); the reverse is true if society is relatively concerned about output volatility.

### 3. History-Dependent Monetary Policy

To illustrate the history dependence of a price level target, note that (8) above can be rewritten as

$$\pi_t = (\phi_1 - 1)(p_{t-1} - p_{t-1}^*) + \phi_1 u_t + (\phi_2 + \pi^*). \quad (9)$$

In comparison with the inflation path under inflation targeting given by (4), there is an additional argument representing the difference between the price level target and the realized price level in the previous period.

Also, with inflation targets, if agents discount the future and the central bank cares about both inflation and output ( $\beta < 1$  and  $\lambda > 0$ ), the weight on  $\pi^*$  in (4) is less than one, and the expected long-run average inflation rate is less than  $\pi^*$ . By contrast, with price level targeting the expected long-run average inflation rate is equal to  $\pi^*$ . To see



this, (8) may be rewritten as

$$\pi_t = \pi^* + \phi_1 u_t + (\phi_1 - 1) \sum_{i=1}^{\infty} \phi_1^i u_{t-i}, \quad (10)$$

which has an unconditional expectation of  $\pi^*$ . With price level targeting, the average inflation rate may deviate substantially from  $\pi^*$  in the short run, while the long run average inflation rate will tend to  $\pi^*$ . This is because the further the price level deviates from the target path, the greater will be the loss to the central bank, and therefore the size of the monetary policy response to bring the price level back to the desired price path (and the inflation rate back to  $\pi^*$ ).

One important point to note is that price level targeting is just one example of a history-dependent monetary policy, and not all history-dependent monetary policies are equal. Suppose, for example, that the central bank were to seek to attain a time-varying inflation target where the time-variation is sufficient to correct for past mistakes, so that

$$\pi_t^* = \pi_{t-1}^* - \pi_{t-1} + \pi^*. \quad (11)$$

One could think of this as a price level target, specified in inflation terms. Under these circumstances, the optimal policy under discretion would result in the policy frontier in Figure 3. Clearly the outcome is worse than with either an inflation target or a price level target, over the full range of possible values of  $\lambda$ . The intuition behind this result is that the expectations term in the Phillips curve is given by

$$E_t(\pi_{t+1}) = E_t(p_{t+1}) - p_t. \quad (12)$$

With a target expressed in inflationary terms and discretionary monetary policy, this entire term is taken to be exogenous by the central bank. In contrast, if the target is

expressed in price level terms, optimal discretionary policy takes account of the impact of the current price level on future expectations (for example, from (8) with  $p_t^* = 0$ ,  $E_t(\pi_{t+1}) = (\phi_1 - 1)p_t$ ). Therefore price level targeting incorporates more information than inflation targeting, and results in a better trade-off. Note that this effect would be obtained whenever expectations are forward looking. If expectations were backward looking, then pursuing a price level target in inflation terms would result in no loss to the central bank.

#### 4. Rule-Of-Thumb Forecasting

The base result outlined above assumes that agents form rational expectations of inflation. This assumes complete knowledge of the structure of the economy, the loss function of the central bank, and the size of the shock term. Suppose that gathering this information were costly. Then it is possible that optimizing agents may follow simple rules-of-thumb in forming expectations. Two such cases are considered below, for  $\beta = 1$ .

##### **When inflation expectations are biased towards current inflation**

I first consider the case where a portion  $(1 - \omega)$  of agents expect future inflation to be equal to its current level. Then aggregate inflation expectations are biased away from their rational expectation towards the current inflation rate. This may result if some agents have short memory, or perceive changes in the inflation rate to reflect a change in the inflation target, for example.

In the New Keynesian framework, agents set prices today based on what they expect inflation to be in the future. If some agents expect future inflation to be equal to current inflation, they will set prices accordingly, and inflation expectations will appear to be less forward looking. In what follows I will assume that the agents who are forward looking

(including the central bank) are sophisticated in that they take account of the effect of less sophisticated agents when forming their expectations. Replacing (1) above with the following

$$\pi_t = [\omega E_t(\pi_{t+1}) + (1 - \omega)\pi_t] + \kappa x_t + u_t, \quad (13)$$

and solving the model for different values of  $\omega$  captures differing levels of credibility. The policy frontiers are very qualitatively similar to those in Figure 1. Rewriting (13) as

$$\pi_t = E_t(\pi_{t+1}) + \frac{\kappa}{\omega} x_t + \frac{u_t}{\omega}, \quad (14)$$

one can see why. A reduction in credibility here increases the slope of the Phillips curve and also the potency of inflation shocks. But these changes have equal effects on the policy frontier with either a price level or an inflation target. Therefore the “free lunch” remains. Figure 4 illustrates these results for differing values of  $\omega$ .

### **When inflation expectations are biased towards long-run average**

Now consider the case where some agents’ expectations of future inflation are biased away from their rational expectation towards the long-run average inflation rate, while others form inflation expectations that take into account the current policy target. This may result if agents are not sophisticated enough to form rational expectations, or do not know the model or size of the shock term.

In this model, which is linear and entails symmetric shock terms and additive uncertainty, as  $\beta \rightarrow 1$  the average long-run rate of inflation is  $\pi^*$  with either a price-level or an inflation target. Replacing the Phillips Curve in (1) with

$$\pi_t = \omega E_t(\pi_{t+1}) + (1 - \omega)\pi^* + \kappa x_t + u_t \quad (15)$$

where  $(1 - \omega)$  is the portion of unsophisticated agents, we can solve the model with an inflation target and obtain

$$x_t = -\frac{\kappa}{\kappa^2 + \lambda} u_t, \quad (16)$$

$$\pi_t = \pi^* + \frac{\lambda}{\kappa^2 + \lambda} u_t, \quad (17)$$

which are identical to the case of  $\omega = 1$ . This is because inflation targeting implies that agents' rational expectation of next period's inflation rate is simply the inflation target, which is also the long-run average inflation rate. Hence inflation expectations being biased towards the long-run average inflation rate does not introduce any distortion into the model.

To examine monetary policy with a price level target, note that (15) may be rewritten as

$$E_t(p_{t+1} - p_{t+1}^*) = \frac{1 + \omega}{\omega}(p_t - p_t^*) - \frac{1}{\omega}(p_{t-1} - p_{t-1}^*) - \frac{\kappa}{\omega}x_t - \frac{1}{\omega}u_t. \quad (18)$$

The price level path may then be solved using the method outlined in the appendix.

The policy frontiers for different values of  $\omega$  are given in Figure 5. We see here that as the portion of agents who focus only on the target when forming expectations increases, the “free lunch” resulting from following a price level target diminishes.

## 5. Imperfect Credibility

The base result outlined in section 2 assumes that agents form rational expectations that condition on the true central bank target. That is, the central bank has perfect credibility. While there is some evidence that the credibility enjoyed by many central banks has improved in recent years, few would believe that credibility is perfect. In reality, if inflation were to remain away from the target for a period of time or were to

move far from a constant target due to a particular realization of shocks, some agents may interpret this as a change in the target. Also, if a central bank were to introduce a price level target, even if it had previously enjoyed high credibility for an inflation target, it would not necessarily enjoy immediate credibility for its new target. To the extent that credibility must be attained for the new target, the expectations channel by which price level targeting delivers superior output and inflation variability to inflation targeting may be weakened.

One can think of credibility in a number of different ways, two of which will be explored here. In each case, agents do not believe the target price path of the central bank, and base their expectations on an alternative price path, in terms of either the starting point or the growth rate.

### **When agents do not believe the starting point**

With an inflation target, bygones are bygones, and so the starting point (in terms of the price level) of the target price path is relevant for one period only. In contrast, with a price level target, the starting point is relevant for all future periods. I consider the situation where agents form expectations based on the belief that the starting point of the price path differs from the true one by an amount  $\delta$ . Therefore expectations are based on a price level target of  $\hat{p}_t^*$  where

$$\hat{p}_t^* = p_t^* + \delta, \tag{19}$$

and agents' expectations consistently exceed the true target.

With an inflation target, the results are as in (3) and (4) above beyond the first period. With a price level target, expectations are formed based on an incorrect target,

and policy is set optimally, conditional on the forecasts. The solution to the policy problem is outlined in Appendix 2.

Figure 6 shows the policy frontiers for  $\delta = 0.001$  (0.1%),  $\delta = 0.01$  (1%), and  $\delta = 0.1$  (10%) respectively. A small bias in the perceived anchor for the desired price level path results in a rapid loss of the “free lunch” from pursuing a price level target, but has no impact with an inflation target. This contrast points to the importance for a central bank to credibly communicate the desired price path under a price level target.

Historically, examples that are consistent with this argument may be found from the Gold Standard era. A gold standard may be viewed as equivalent to a price level target in the sense that deviations from the standard must in principle be corrected by future policy. As outlined in Capie and Collins (1983) and discussed in Smith (1998), the United Kingdom left the Gold Standard during World War I, and sought to return to it shortly after the end of the war. The process of returning was associated with a large and persistent increase in unemployment (from below 5% to a peak of more than 20%), and a large decline in industrial production. The implication of my analysis here is that to the extent that credibility played a role in this recession, it could have been prevented by simply locking into a new Gold Standard at the post-war rate rather than returning to the old gold standard.

### **When agents do not believe the price level growth rate**

An alternative form of credibility that is important with either a price level target or an inflation target is the growth rate. In the case of an inflation target, this will have a negative impact on the policy frontier that is uniform (in expectation) over time. With a price level target, the impact of imperfect credibility on output and inflation volatility

will increase over time, as the perceived target and the actual target diverge. Clearly a price level target will then generally be costly relative to an inflation target.

In the two examples above, imperfect credibility results in agents making systematic errors in forecasting inflation. While this may be realistic in the short-run (for example, immediately after adopting an inflation target), this is likely to be unrealistic in the long run, since agents may be expected to learn about the inflation target over time. A less extreme form of imperfect credibility, with agents making non-systematic errors in predicting the target price level growth rate ( $\pi^*$ ), may occur with a time-varying inflation target. To be precise, suppose

$$E_t(\pi_{t+1}^*) = \pi_{t+1}^* + \delta_t, \quad \delta_t \sim N(0, \sigma_\delta^2). \quad (20)$$

Many central banks allow for the idea of such a time-varying target in their inflation objective. For example, the objective of the Australian central bank is to maintain “consumer price inflation between 2 and 3 per cent, on average, over the cycle” (Reserve Bank of Australia 2003), and the New Zealand central bank objective is “to keep future CPI inflation outcomes between 1 per cent and 3 per cent on average over the medium term” (Reserve Bank of New Zealand 2002). Not only do these objectives leave some discretion with the central bank in choosing the average inflation objective, they also allow for discretion in the choice of the exact target at any given point in time.

With an inflation target,  $\delta_t$  will be equivalent from the central bank’s point of view to an additional inflation shock:

$$x_t = -\frac{\kappa}{\kappa^2 + \lambda}(u_t + \delta_t), \quad (21)$$

$$\pi_t = \pi^* + \frac{\lambda}{\kappa^2 + \lambda}(u_t + \delta_t). \quad (22)$$

With a price level target, the price level the price and output paths may be solved in an analogous fashion to Appendix 2; see Appendix 3 for details.

Figure 7 shows the policy frontiers for  $\sigma_\delta = 0.0001$  (0.01%),  $\sigma_\delta = 0.001$  (0.1%), and  $\sigma_\delta = 0.01$  (1%). Once again, the results illustrate the fragility of the monetary policy free lunch.

## 6. Conclusions

Price level targeting has been proposed as an alternative to inflation targeting that may confer benefits where a central bank operates under discretion, even if society's loss function is specified in terms of inflation (instead of price level) volatility. This paper demonstrates the sensitivity of this argument to the expectations formation process of agents. If even a small portion of agents believes that inflation will continue in the future at current levels, or does not fully understand the nature of a price level target, price level targeting may in fact impose costs on society rather than benefits, especially if inflation volatility has a high weight in society's loss function. While rational expectations and perfect credibility are generally beneficial with either a price level or an inflation target, an inflation target is more robust to alternative assumptions.

These results suggest that caution should be exercised in considering a price level target as the basis for monetary policy, unless society has preferences specified in terms of price level (rather than inflation) volatility.



## References

- Barnett, R. and M. Engineer (2001) "When is Price-Level Targeting a Good Idea?" In Price Stability and the Long-Run Target of Monetary Policy. Proceedings of a seminar held by the Bank of Canada, June 2000: 301-143.
- Bernanke, B.S., T. Laubach, F.S. Mishkin, and A.S. Posen (1999) "Inflation Targeting: Lessons from the International Experience." Princeton: Princeton University Press.
- Carpie, F. and M. Collins (1983) "The Inter-War British Economy: A Statistical Abstract." Manchester: Manchester University Press.
- Clarida, R., J. Gali and M. Gertler (1999) "The Science of Monetary Policy: A New Keynesian Perspective." *Journal of Economic Literature*, 37(4): 1662-1707.
- Currie, D. and P. Levine (1993) "Rules, Reputation and Macroeconomic Policy Coordination." Cambridge: Cambridge University Press.
- Dittmar, R. and W.T. Gavin (2000) "What do New Keynesian Phillips Curves Imply for Price Level Targeting?" *Federal Reserve Bank of St. Louis Review*, 82(2): 21-30.
- Johnson, D.R. (1998) "The Credibility of Monetary Policy: International Evidence Based on Surveys of Expected Inflation." In Price Stability, Inflation Targets, and Monetary Policy. Proceedings of a conference held at the Bank of Canada, May 1997: 361-395.
- Reserve Bank of Australia (2003) "Second Statement on the Conduct of Monetary Policy." Reserve Bank of Australia website.
- Reserve Bank of New Zealand (2002) "Policy Targets Agreement 2002." Reserve Bank of New Zealand website.

- Roberts, J.M. (1995) "New Keynesian Economics and the Phillips Curve." *Journal of Money, Credit, and Banking*, 27(4): 975-984.
- Smith, G. (1998) "On Policy Rules for Price Stability: Discussion." In *Price Stability, Inflation Targets, and Monetary Policy. Proceedings of a Conference held at the Bank of Canada, May 1997*: 462-468.
- Svensson, L.E.O. (1999) "Price-Level Targeting versus Inflation Targeting: A Free Lunch?" *Journal of Money, Credit, and Banking*, 31(3): 277-295.
- Vestin, D. (2000) "Price Level Targeting versus Inflation Targeting in a Forward Looking Model." *Sveriges Riksbank, Working Paper 106*.

## Notation

$\pi_t$  inflation rate

$\beta$  discount rate

$x_t$  output gap

$u_t$  cost-push shock

$\pi^*$  inflation target

$\lambda$  weight on output objective in central bank loss function

$\kappa$  slope of Phillips curve

## Appendix 1

To solve the price level targeting model under optimal discretionary policy, optimal discretionary monetary policy will satisfy

$$V_t = \min E_t[L_t + \beta V_{t+1}], \quad (A1)$$

where the relevant terms of  $V_t$  are

$$V_t = \gamma_1(p_{t-1} - p_{t-1}^*)^2 + 2\gamma_2(p_{t-1} - p_{t-1}^*) + \dots \quad (A2)$$

Following Currie and Levine (1993), the solution price-path may be written as

$$E_t(p_{t+1} - p_{t+1}^*) = \phi_1(p_t - p_t^*) + \phi_2. \quad (A3)$$

Equations (5) and (A3) imply that

$$(p_t - p_t^*) = \frac{1}{1 + \beta - \beta\phi_1} ((p_{t-1} - p_{t-1}^*) + \kappa x_t + u_t + [\beta\phi_2 - (1 - \beta)\pi^*]). \quad (A4)$$

Substituting (A2) (iterated forward) and (A4) into (A1) and differentiating with respect to  $x_t$  yields the optimal discretionary policy rule

$$x_t = \theta_1[(p_{t-1} - p_{t-1}^*) + u_t] + \theta_2, \quad (A5)$$

$$\theta_1 = \frac{-\kappa(1 + \beta\gamma_1)}{\kappa^2(1 + \beta\gamma_1) + \lambda(1 + \beta - \beta\phi_1)^2}, \quad (A6)$$

$$\theta_2 = -\frac{\kappa(1 + \beta\gamma_1)[\beta\phi_2 - (1 - \beta)\pi^*] + \kappa\beta\gamma_2(1 + \beta - \beta\phi_1)}{\kappa^2(1 + \beta\gamma_1) + \lambda(1 + \beta - \beta\phi_1)^2}. \quad (A7)$$

Substituting (A5) back into (A4) yields

$$\begin{aligned} (p_t - p_t^*) &= \frac{\lambda(1 + \beta - \beta\phi_1)}{\kappa^2(1 + \beta\gamma_1) + \lambda(1 + \beta - \beta\phi_1)^2} ((p_{t-1} - p_{t-1}^*) + u_t) \\ &+ \frac{\lambda(1 + \beta - \beta\phi_1)[\beta\phi_2 - (1 - \beta)\pi^*] - \kappa^2\beta\gamma_2}{\kappa^2(1 + \beta\gamma_1) + \lambda(1 + \beta - \beta\phi_1)^2}. \end{aligned} \quad (A8)$$

Iterating forward one period, taking expectations, and combining with (A3) yields

$$\phi_1 = \frac{\lambda(1 + \beta - \beta\phi_1)}{\kappa^2(1 + \beta\gamma_1) + \lambda(1 + \beta - \beta\phi_1)^2}, \quad (A9)$$

$$\phi_2 = \frac{\lambda(1 + \beta - \beta\phi_1)[\beta\phi_2 - (1 - \beta)\pi^*] - \kappa^2\beta\gamma_2}{\kappa^2(1 + \beta\gamma_1) + \lambda(1 + \beta - \beta\phi_1)^2}. \quad (A10)$$

Finally, substituting (A2) iterated forward, (A5), and (A8) back into (A1) and equating the relevant coefficients with (A2) yields

$$\gamma_1 = (1 + \beta\gamma_1)\phi_1^2 + \lambda\theta_1^2, \quad (A11)$$

$$\gamma_2 = (1 + \beta\gamma_1)\phi_1\phi_2 + \lambda\theta_1\theta_2 + \beta\gamma_2\phi_1. \quad (A12)$$

Solving these numerically, we then have the law of motion for both prices and output and can calculate output and inflation volatility.

## Appendix 2

Agent's inflation expectations are formed under the assumption that the actual target is equal to the perceived target. From (A8),

$$E_t(p_{t+1} - \hat{p}_{t+1}^*) = \phi_1(p_t - \hat{p}_t^*) + \phi_2, \quad (A13)$$

for  $\phi_1, \phi_2$  outlined in appendix 1. Combining (A13) with the Phillips curve (5) yields

$$(p_t - p_t^*) = \frac{1}{1 + \beta - \beta\phi_1} ((p_{t-1} - p_{t-1}^*) + \kappa x_t + u_t + [\beta(\phi_2 + \delta(1 - \phi_1)) - (1 - \beta)\pi^*]). \quad (A14)$$

On the other hand, the central bank takes expectations as given and optimizes monetary policy conditional on them. Their expectations will satisfy

$$E_t(p_{t+1} - p_{t+1}^*) = \phi_1(p_t - p_t^*) + \hat{\phi}_2, \quad (A15)$$

for some  $\hat{\phi}_2$ . Combining (A15) with (5) and equating coefficients with (A14) implies

$$\hat{\phi}_2 = \phi_2 + \delta(1 - \phi_1), \quad (A16)$$

with corresponding new values implied for the other constant coefficients ( $\hat{\theta}_2$  and  $\hat{\gamma}_2$ ) as well. The paths of output and inflation are then functions of  $\phi_1$ ,  $\theta_1$ ,  $\hat{\phi}_2$ , and  $\hat{\theta}_2$ .

### Appendix 3

In this case, (A13) implies that prices follow

$$E_t(p_{t+1} - p_{t+1}^*) = \phi_1(p_t - p_t^*) + \phi_2 + \phi_1\delta_t + (1 - \phi_1) \sum_{i=0}^{\infty} \delta_{t-i}. \quad (A17)$$

The relevant terms of the value function are

$$V_t = \gamma_1(p_{t-1} - p_{t-1}^*)^2 + 2\gamma_2(p_{t-1} - p_{t-1}^*) + 2\gamma_3(p_{t-1} - p_{t-1}^*) \sum_{i=0}^{\infty} \delta_{t-i}, \quad (A18)$$

implying that

$$x_t = \theta_1[(p_{t-1} - p_{t-1}^*) + u_t] + \theta_2 + \theta_3\delta_t + \theta_4 \sum_{i=0}^{\infty} \delta_{t-i}, \quad (A19)$$

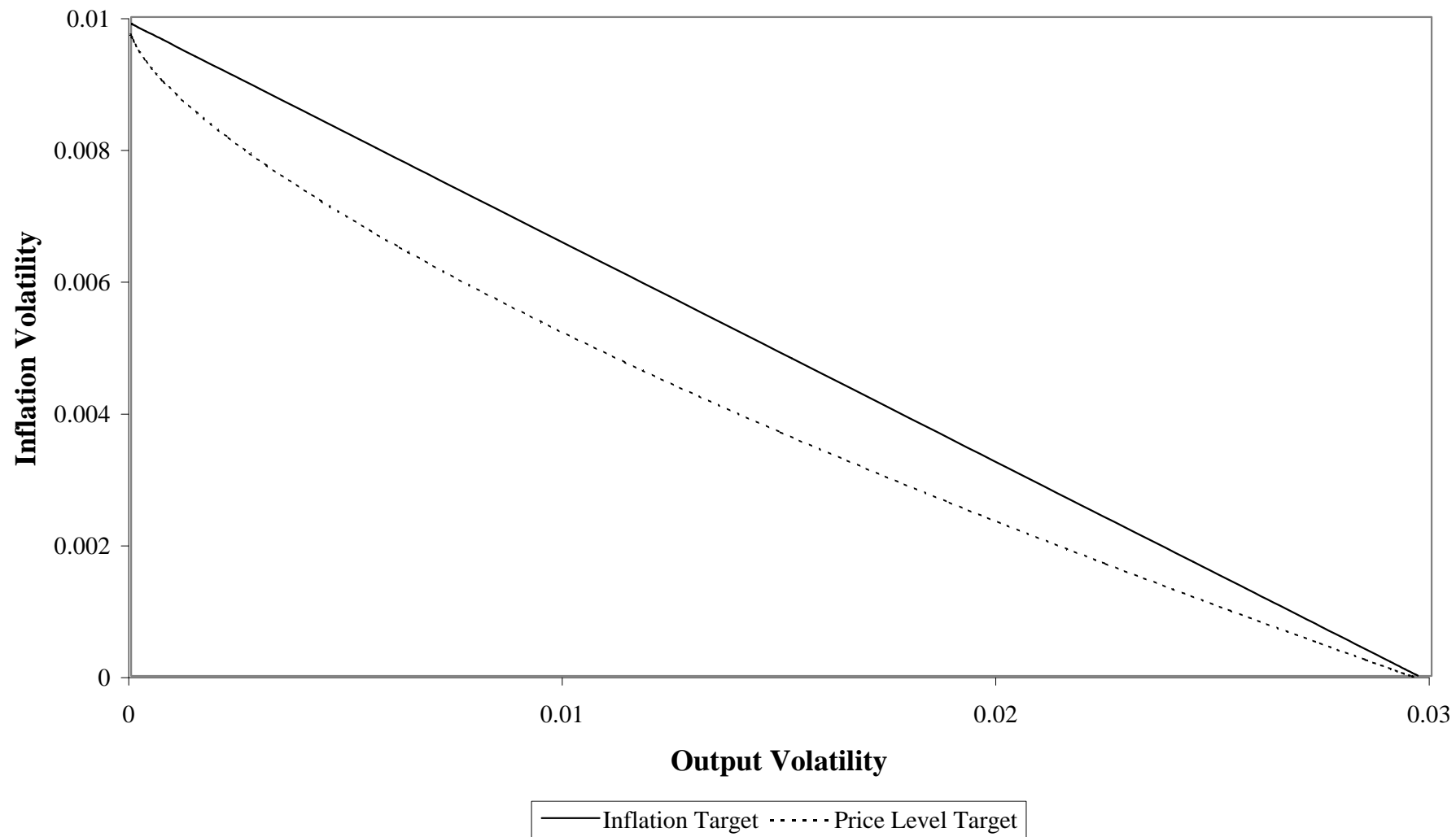
$$\theta_3 = \frac{-\beta\kappa(1 + \beta\gamma_1)\phi_1}{\kappa^2(1 + \beta\gamma_1) + \lambda(1 + \beta - \beta\phi_1)^2}, \quad (A20)$$

$$\theta_4 = \frac{-\beta\kappa[(1 + \beta\gamma_1)(1 - \phi_1) + \gamma_3(1 + \beta - \beta\phi_1)]}{\kappa^2(1 + \beta\gamma_1) + \lambda(1 + \beta - \beta\phi_1)^2}, \quad (A21)$$

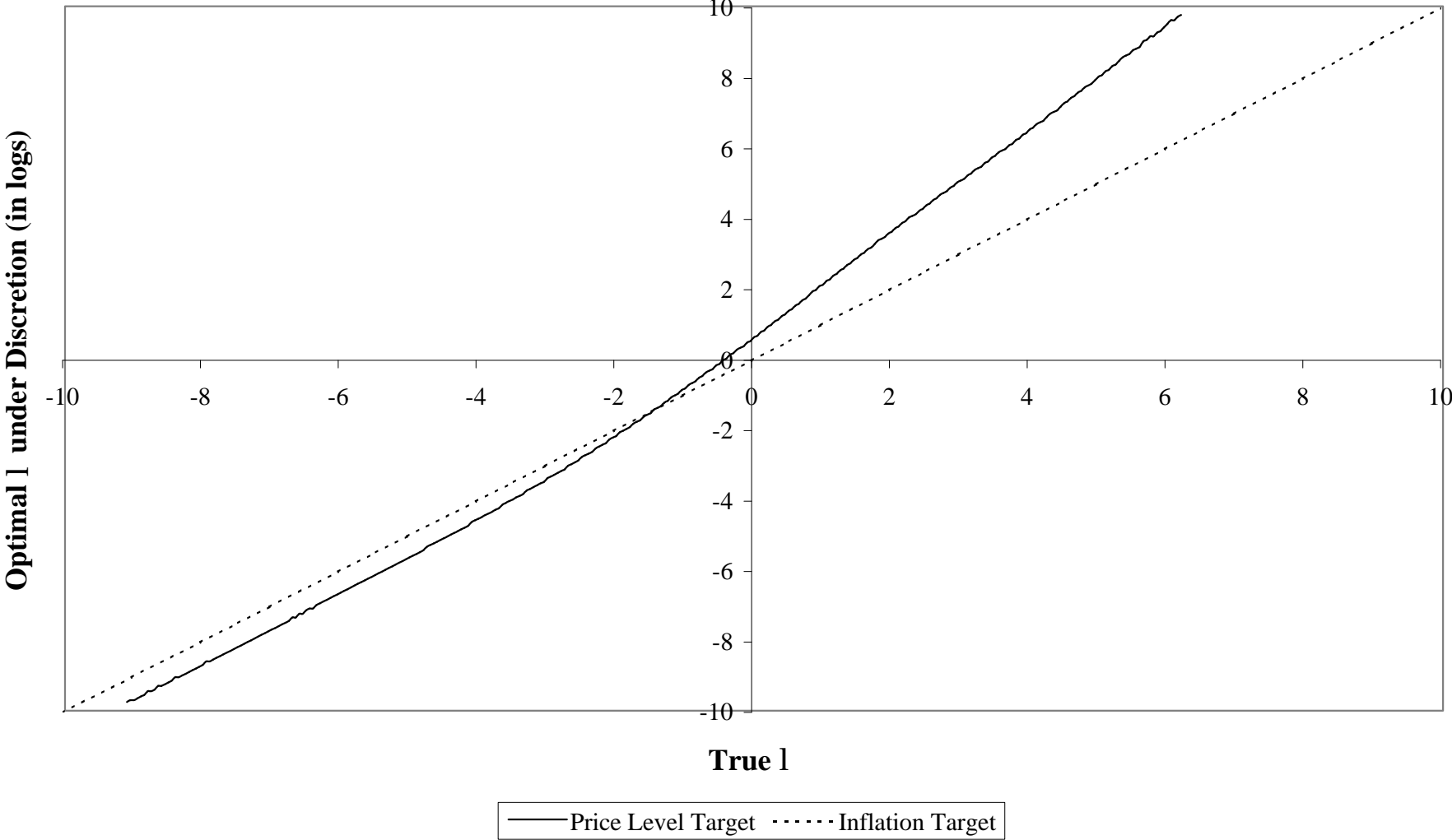
$$\gamma_3 = (1 + \beta\gamma_1)\phi_1(1 - \phi_1) + \lambda\theta_1\theta_4 + \beta\gamma_3\phi_1. \quad (A22)$$

The solutions to  $\phi_1$ ,  $\phi_2$ ,  $\theta_1$ ,  $\theta_2$ ,  $\gamma_1$  and  $\gamma_2$  coincide with those in Appendix 1.

**Figure 1. Base Model**

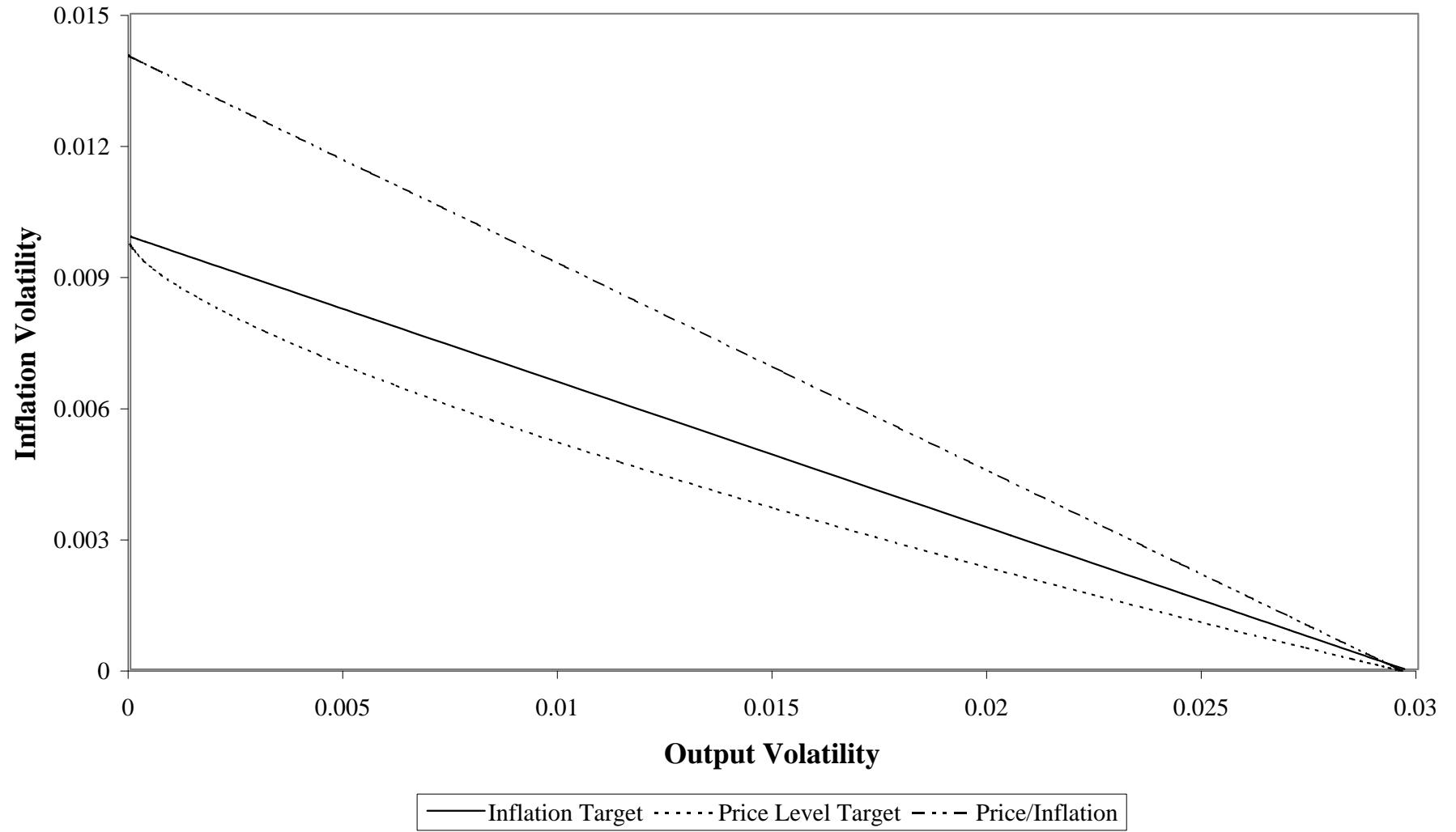


**Figure 2. Optimal  $l$**



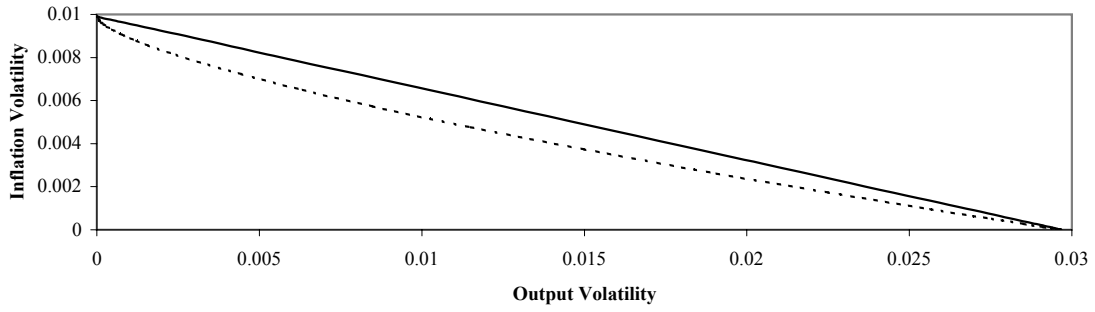


**Figure 3. Price Level Targeting in Inflation Terms**

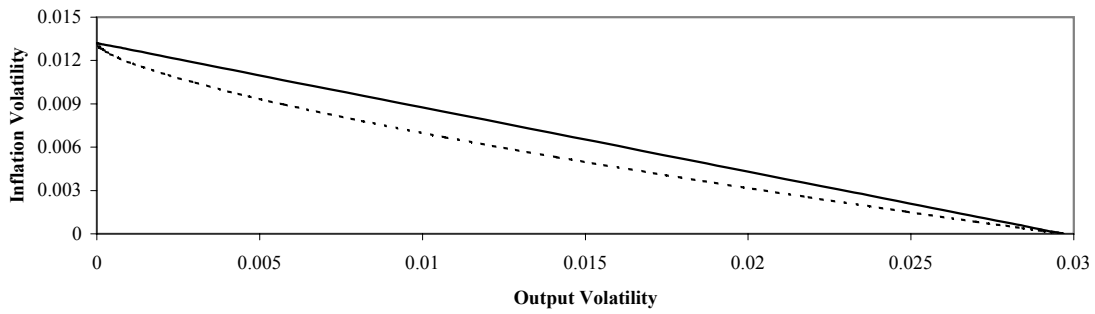


**Figure 4. Expectations Biased Towards Current Inflation**

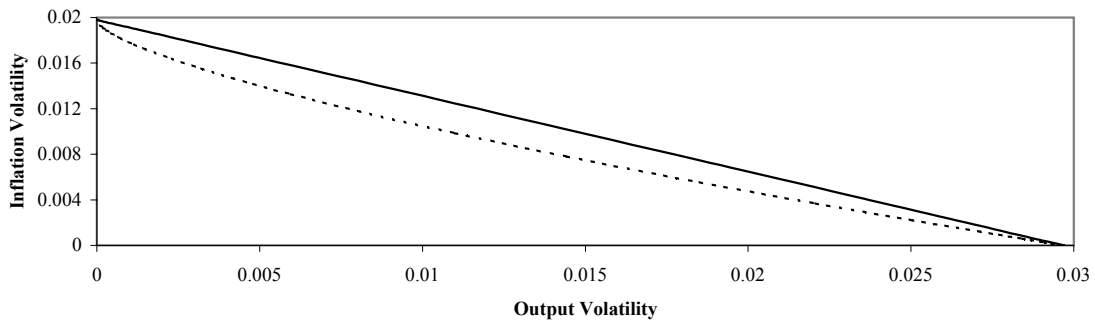
$\omega=1.0$



$\omega=0.75$



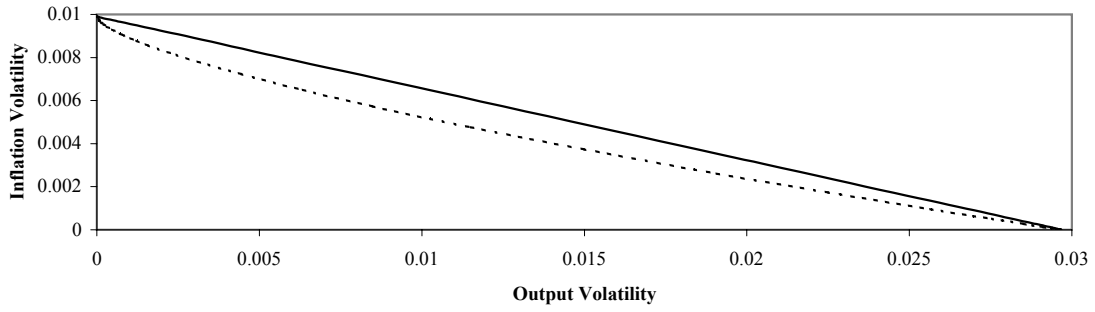
$\omega=0.50$



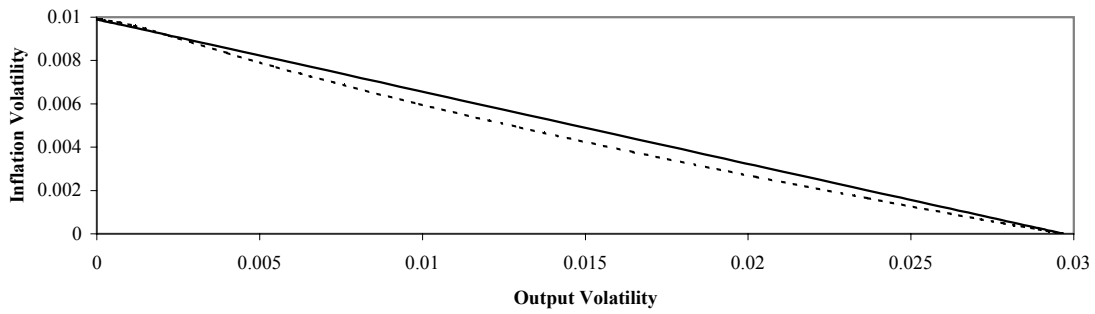
— Inflation Target    - - - - Price Level Target

**Figure 5. Expectations Biased Towards Long-Run Average**

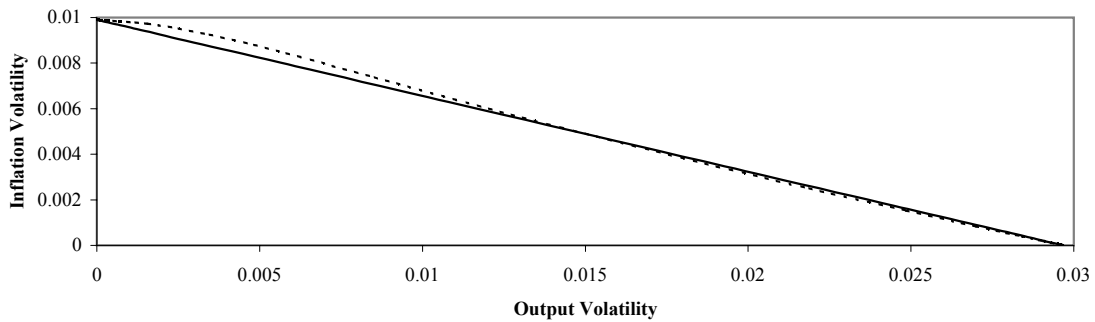
$\omega=1.0$



$\omega=0.75$



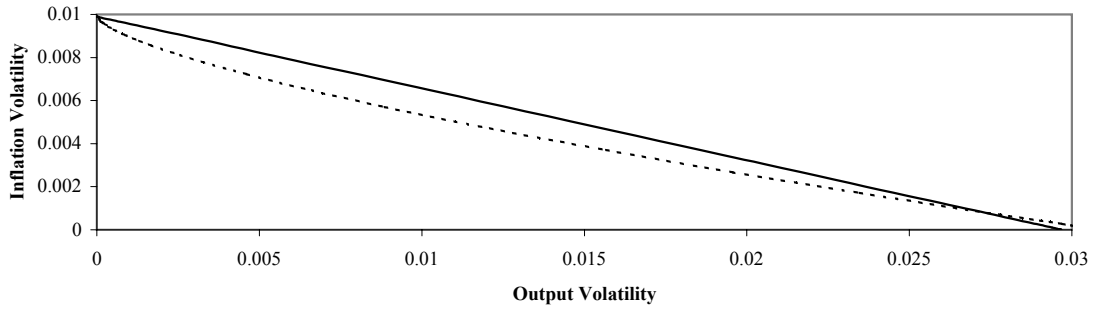
$\omega=0.50$



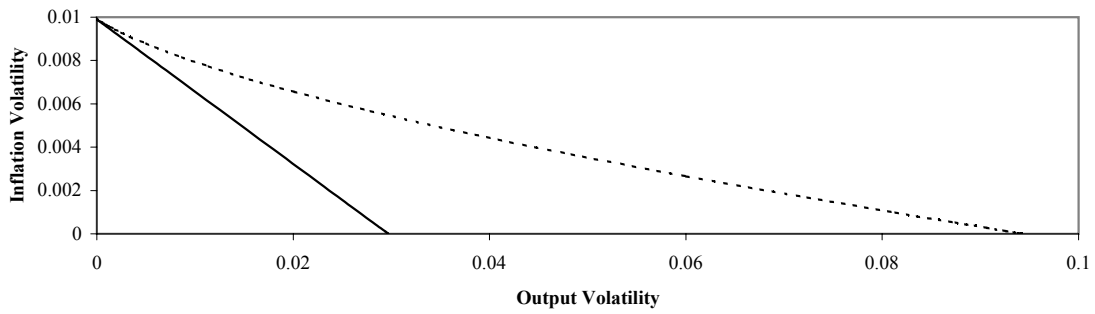
— Inflation Target    - - - - Price Level Target

**Figure 6. Agents Do Not Believe Starting Point**

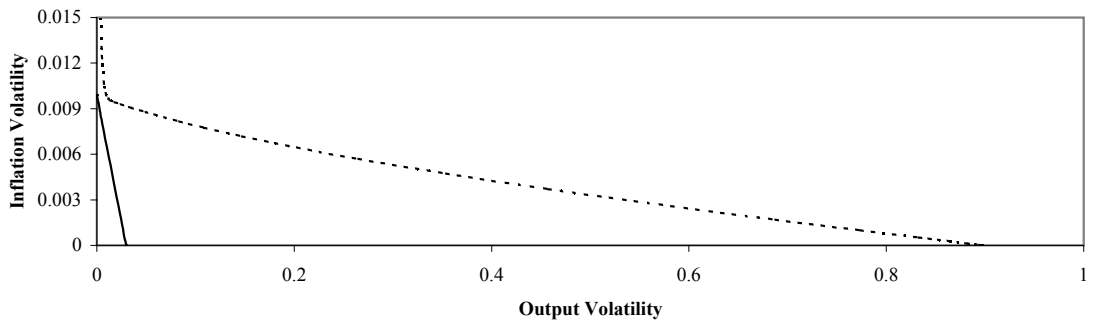
$\delta=0.001$



$\delta=0.01$



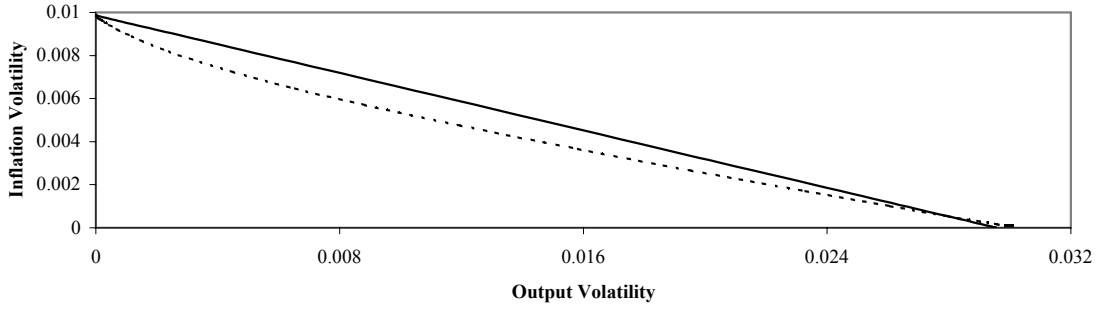
$\delta=0.1$



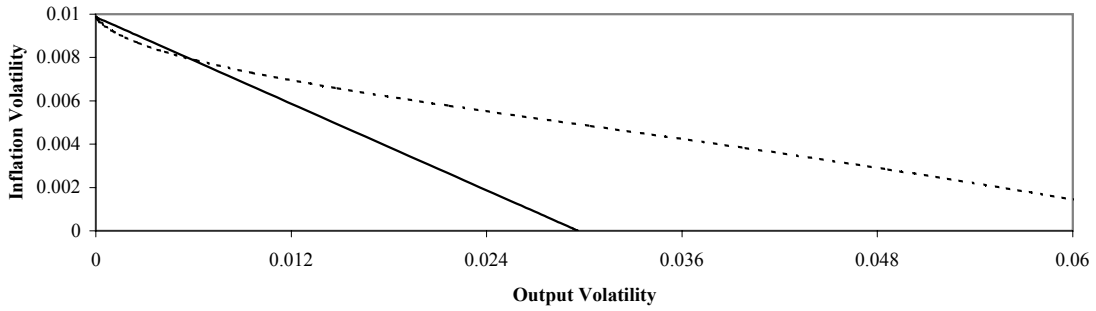
— Inflation Target    - - - - Price Level Target

**Figure 7. Agents Do Not Believe Growth Rate (Random  $\delta$ )**

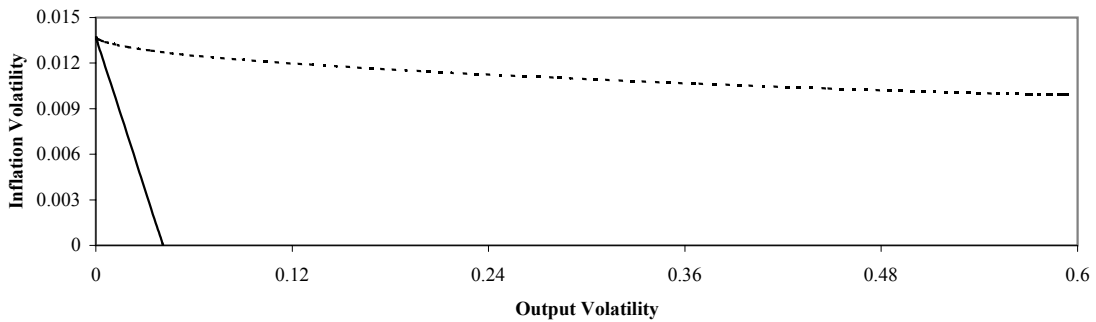
**s.d.( $\delta$ )=0.0001**



**s.d.( $\delta$ )=0.001**



**s.d.( $\delta$ )=0.01**



— Inflation Target    - - - - Price Level Target