



Title	Photon sidebands of the ground state and the excited state of a quantum dot: A nonequilibrium Green-function approach
Author(s)	Sun, Q; Wang, J; Lin, TH
Citation	Physical Review B (Condensed Matter), 1998, v. 58 n. 19, p. 13007-13014
Issued Date	1998
URL	http://hdl.handle.net/10722/43246
Rights	Creative Commons: Attribution 3.0 Hong Kong License

Photon sidebands of the ground state and the excited state of a quantum dot: A nonequilibrium Green-function approach

Qing-feng Sun

*Department of Physics, The University of Hong Kong, Pokfulam Road, Hong Kong, China
and Department of Physics, Peking University, Beijing 100871, China*

Jian Wang

Department of Physics, The University of Hong Kong, Pokfulam Road, Hong Kong, China

Tsung-han Lin*

*Department of Physics, The University of Hong Kong, Pokfulam Road, Hong Kong, China
and Department of Physics, Peking University, Beijing 100871, China*

(Received 26 June 1998)

The electron tunneling through an ultrasmall quantum dot in the presence of time-dependent microwave (MW) fields is studied. In the investigation, two single electronic states (the ground state and the excited state) and the intradot Coulomb interaction are considered. Assuming the tunneling through the system as a coherent process, the time-dependent current and the average current are derived using the nonequilibrium Green-function method. Then we consider two special cases with $\hbar\omega > \Delta\epsilon$ and $\hbar\omega < \Delta\epsilon$, respectively, where ω is the frequency of MW fields and $\Delta\epsilon$ is the energy difference between two electronic states. Both the sidebands of the photon-assisted tunneling originated from the ground state, and, in particular, from the excited state are obtained, which is in good agreement with the recent experiment by Oosterkamp *et al.* [Phys. Rev. Lett. **78**, 1536 (1997)]. Moreover, the dependence of the integrated average current on the intensity of MW fields is also discussed, and attributed to the many-body effect of the quantum dot. [S0163-1829(98)01543-4]

I. INTRODUCTION

The electron tunneling through a mesoscopic system in the presence of time-varying microwave (MW) fields has been attracting more and more attention over the past few years. An essential feature is that the electron tunneling through the system can exchange the energy of $n\hbar\omega$ with MW fields ($n = \pm 1, \pm 2, \dots$, ω is the frequency of MW fields), leading to the opening of new inelastic tunneling channels. This phenomenon has been well known as the photon-assisted tunneling (PAT). Back in the early 1960s, in the pioneering work by Tien and Gordon, the PAT through superconductor-insulator-superconductor films has been studied.^{1,2} In the last decade, the PAT through various nanostructures were extensively investigated.

Theoretically, Wingreen and co-workers presented a general formalism for the time-dependent coherent transport by the nonequilibrium Green-function (NEGF) method under the adiabatic approximation.^{3,4} Iñarra and co-workers dealt with the external electromagnetic field by the second-quantization method.^{5,6} Yakubo, Feng, and Hu investigated the condition for the strong influence of the PAT.⁷ Bruder and Schoeller considered the tunneling as a sequential process and used the nonMarkovian master equation to investigate the tunneling through a quantum dot with intradot Coulomb interaction.⁸ Oosterkamp *et al.* studied PAT through a quantum dot with multiple states and the intradot Coulomb interaction by using the master equation.⁹ Furthermore, the quenching or lack of quenching of the photon sidebands,¹⁰⁻¹² the photon-electron pumping effect,¹³⁻¹⁵ the tunneling through a quantum well with transitions between the in-

trawell levels,¹⁶ and the time-dependent dissipative transport¹⁷ have also been investigated. Very recently, Pedersen and Büttiker have investigated the PAT using the scattering-matrix approach where the internal potential and the displacement current are considered.¹⁸

Experimentally, the observations of PAT have been reported in systems of superlattices,^{19,20} the quantum dot,²¹ and double quantum dots,²² etc. The photon-electron pump in a quantum dot driven by an asymmetric MW field has been observed by Kouwenhoven *et al.*^{15,23}

Recently, Oosterkamp *et al.*²⁴ investigated the PAT through an ultrasmall quantum dot in which the energy difference between the ground state and the first excited state, $\Delta\epsilon$, is larger than both the thermal energy $k_B T$ and the linewidths Γ . For photon energy $\hbar\omega < \Delta\epsilon$, they found photon sideband resonances originated from the ground state, while for $\hbar\omega > \Delta\epsilon$, they observed the photon-induced excited state resonances. By assuming sequential tunneling of a single electron they also presented a theoretical explanation using the master equation approach.²⁴ Later, Brune, Bruder, and Schoeller studied the PAT through a single interacting quantum dot with arbitrary number of discrete levels.²⁵ By introducing a generalized rotating-wave approximation and taking into account transitions between discrete levels of the dot, they found satisfactory agreement between their result and the experiment by Oosterkamp *et al.*²⁴

However, there are still two problems puzzling us. First, the side-band resonance at $\epsilon_0 + \hbar\omega$ from the ground state has not been found in the experiment by Oosterkamp *et al.*,²⁴ but it does emerge according to the existing theory.^{8,9} Second, we noticed that in all experiments involving tunneling

through the quantum dot,^{15,21–24} the integration $\int \langle I(v_g) \rangle dv_g$ obviously increases with the intensity of MW fields from experimental data, where $\langle I(v_g) \rangle$ is the average current through the quantum dot and v_g is the gate voltage. However, it is easy to prove theoretically that the integration $\int \langle I(v_g) \rangle dv_g$ is a constant, independent of MW fields, as long as the Coulomb interaction is neglected. Does this dependency of the integrated average current on the intensity of MW fields originate from the intradot Coulomb interaction?

Motivated by the above-mentioned problems, we investigate in this paper the PAT of electron tunneling through an ultrasmall quantum dot in the presence of time-dependent MW fields. To simplify the discussion, we consider only two single-electron states of the dot: the ground state ϵ_0 and the first excited state ϵ_1 . The intradot electron-electron Coulomb interaction is also included.

In contrast to the theories by Bruder and Schoeller,⁸ Oosterkamp *et al.* and Brune, Bruder, and Schoeller,²⁵ here we consider the electron tunneling through the quantum dot as a coherent process even in the presence of MW fields. It is appropriate if the temperature is low enough and MW fields are coherent. We also take the adiabatic approximation for the external MW field as is done in Refs. 3, 4, and 14, i.e., the external oscillating potential only causes a rigid shift in the single-electron energy spectrum but no transition between different electronic states takes place. By using the NEGF method, the time-dependent current $I(t)$ and the average current $\langle I \rangle$ are derived. We are interested in two special cases, corresponding to the high-frequency ($\hbar\omega > \Delta\epsilon$) and the low-frequency ($\hbar\omega < \Delta\epsilon$) MW fields, respectively. For $\hbar\omega > \Delta\epsilon$, we investigate three different ways of applying MW fields: the symmetric, the slightly asymmetric, and the completely asymmetric way. In the symmetric situation, all photon sidebands emerge, either originating from the ground state or from the excited state. However, in slightly asymmetric MW fields with suitable magnitudes, we find that the PAT peak at $\epsilon_0 + \hbar\omega$ becomes negligibly small. For the completely asymmetric situation, the photon-electron pumping effect occurs. In the case of $\hbar\omega < \Delta\epsilon$, the photon-induced excited-state resonance and the sidebands of the excited state can not occur if the intensity of MW fields is weak, which is the case corresponding to the experiment by Oosterkamp *et al.*²⁴ However, if the intensity of MW fields is strong enough, the PAT originated from the excited state will emerge. Finally, we study the dependence of the integration $\int \langle I \rangle dv_g$ on the intensity of MW fields, and find that this dependency can be attributed to the intradot electron-electron Coulomb interaction.

The outline of this paper is as follows. In Sec. II, the model is presented and the nonequilibrium Green-function method is used to derive the time-dependent current $I(t)$ and the average current $\langle I \rangle$. In Sec. III, we study the case of $\hbar\omega > \Delta\epsilon$. The case of $\hbar\omega < \Delta\epsilon$ is studied in Sec. IV. In Sec. V, we investigate the dependency of the integration $\int \langle I \rangle dv_g$ on the intensity of MW fields. A brief summary is presented in Sec. VI.

II. MODEL AND FORMULATION

The system under consideration is described by the Hamiltonian $H = H_0 + H_1$:

$$H_0 = \sum_{k \in L} \epsilon_k(t) a_k^\dagger a_k + \sum_{p \in R} \epsilon_p(t) b_p^\dagger b_p + \sum_{j=0,1} \epsilon_j(t) c_j^\dagger c_j + U c_0^\dagger c_0 c_1^\dagger c_1, \quad (1)$$

$$H_1 = \sum_{k,j} v_{kj} a_k^\dagger c_j + \sum_{p,j} v_{pj} b_p^\dagger c_j + \text{H.c.}, \quad (2)$$

where $a_k^\dagger(a_k)$, $b_p^\dagger(b_p)$, and $c_j^\dagger(c_j)$ are the creation (annihilation) operators of the electronic states in the left lead, the right lead, and the dot, respectively. Here we assume that there are only two states in the quantum dot, i.e., the ground state ϵ_0 and the first excited state ϵ_1 . We also take into account the intradot electron-electron Coulomb interaction (the U term). As for the time-varying MW fields, we take the adiabatic approximation^{3,4} in which MW fields can be described by an oscillating potential and it only causes the single-electron energy spectrum a rigid shift: $\epsilon_\alpha(t) = \epsilon_\alpha + \Delta_\beta(t)$, where $\beta = 0, L, R$ denotes the dot, the left lead, and the right lead, respectively, ϵ_α is the time-independent single electron energy without MW fields, $\Delta_\beta(t)$ is the time-dependent MW field with $\Delta_\beta(t) = \Delta_\beta \cos \omega t$. H_1 denotes the tunneling part that is time independent.

In the following, we derive the general formulas of the time-dependent particle current $I(t)$ and the average current $\langle I \rangle$ by using the NEGF technique.^{3,4,14} The time-dependent current from the left lead to the quantum dot can be calculated from the evolution of the total number operator of the electrons in the left lead, $N_L = \sum_k a_k^\dagger a_k$, and one finds (in units of $\hbar = 1$)

$$I_L(t) = -e \langle \dot{N}_L \rangle = ie \langle [N_L, H(t)] \rangle = 2e \text{Re} \sum_{k,j} v_{kj} G_{jk}^<(t, t). \quad (3)$$

Here we define the Green function $G_{jk}^<(t, t') \equiv i \langle a_k^\dagger(t') c_j(t) \rangle$. With the help of the Dyson equation, the Green function $G_{jk}^<(t, t')$ can be obtained from $G_{jj}^<(t, t')$ and $G_{jj}^r(t, t')$, where $G_{jj}^<(t, t') \equiv i \langle c_j^\dagger(t') c_j(t) \rangle$ and $G_{jj}^r(t, t') \equiv -i \theta(t-t') \langle \{c_j(t), c_j^\dagger(t')\} \rangle$. Then the time-dependent current $I_L(t)$ becomes^{3,4,14}

$$I_L(t) = -2e \text{Im} \int_{-\infty}^t dt_1 \int \frac{d\epsilon}{2\pi} \sum_j e^{-i\epsilon(t_1-t)} \times \exp\left(-i \int_t^{t_1} \Delta_L(\tau) d\tau\right) \Gamma_j^L(\epsilon) [G_{jj}^<(t, t_1) + f_L(\epsilon) G_{jj}^r(t, t_1)], \quad (4)$$

in which $f_\alpha(\epsilon) = f(\epsilon - eV_\alpha)$ with $\alpha = L, R$ is the Fermi distribution function of electrons in the leads, V_α is the dc bias, and $\Gamma_j^L(\epsilon) \equiv 2\pi \sum_k v_{kj} v_{kj}^* \delta(\epsilon - \epsilon_k) = 2\pi \rho_L(\epsilon) v_j(\epsilon) v_j^*(\epsilon)$ is the generalized linewidth function, $\rho_L(\epsilon)$ is the density of states in the left lead. Using the Keldysh equation, $G_{jj}^<(t, t')$ is related to the retarded Green function $G_{jj}^r(t, t')$ as

$$G_{jj}^<(t, t') = \int \int dt_1 dt_2 G_{jj}^r(t, t_1) \Sigma_{jj}^<(t_1, t_2) G_{jj}^a(t_2, t'), \quad (5)$$

and the self-energy function $\Sigma_{jj}^<(t_1, t_2)$ is

$$\begin{aligned} \Sigma_{jj}^{\leq}(t_1, t_2) &= i \int \frac{d\epsilon}{2\pi} e^{-i\epsilon(t_1-t_2)} \sum_{\alpha \in L, R} f_{\alpha}(\epsilon) \Gamma_j^{\alpha} \\ &\times \exp\left(-i \int_{t_2}^{t_1} \Delta_{\alpha}(\tau) d\tau\right). \end{aligned} \quad (6)$$

It is useful to introduce $A_j^{\alpha}(\epsilon, t)$ (where $\alpha = L, R$),

$$\begin{aligned} A_j^{\alpha}(\epsilon, t) &= \int_{-\infty}^t dt_1 G_{jj}^r(t, t_1) \exp\left(-i\epsilon(t_1-t)\right. \\ &\left.- i \int_{t_1}^t d\tau \Delta_{\alpha}(\tau)\right). \end{aligned} \quad (7)$$

Under the wide bandwidth approximation,²⁶ i.e., the line-width $\Gamma_j^{L(R)}(\epsilon)$ is independent of the energy, the Green function $G_{jj}^{\leq}(t, t)$ can be expressed in terms of $A_j^{\alpha}(\epsilon, t)$,

$$G_{jj}^{\leq}(t, t) = i \int \frac{d\epsilon}{2\pi} \sum_{\alpha \in L, R} f_{\alpha}(\epsilon) \Gamma_j^{\alpha} |A_j^{\alpha}(\epsilon, t)|^2, \quad (8)$$

and the time-dependent current $I_L(t)$ reduces to

$$\begin{aligned} I_L(t) &= -2e \operatorname{Im} \sum_j \int \frac{d\epsilon}{2\pi} f_L(\epsilon) \Gamma_j^L A_j^L(\epsilon, t) \\ &\quad - e \operatorname{Im} \sum_j \Gamma_j^L G_{jj}^{\leq}(t, t) \\ &= -e \sum_j I_j^L \int \frac{d\epsilon}{2\pi} \left\{ \sum_{\alpha \in L, R} f_{\alpha}(\epsilon) \Gamma_j^{\alpha} |A_j^{\alpha}(\epsilon, t)|^2 \right. \\ &\quad \left. + 2 f_L(\epsilon) \operatorname{Im} A_j^L(\epsilon, t) \right\}. \end{aligned} \quad (9)$$

Since $\langle I \rangle \equiv \langle I_L(t) \rangle = -\langle I_R(t) \rangle$, the average current $\langle I \rangle$ is

$$\begin{aligned} \langle I \rangle &= -2e \sum_j \frac{\Gamma_j^L \Gamma_j^R}{\Gamma_j^L + \Gamma_j^R} \int \frac{d\epsilon}{2\pi} [f_L(\epsilon) \operatorname{Im} \langle A_j^L(\epsilon, t) \rangle \\ &\quad - f_R(\epsilon) \operatorname{Im} \langle A_j^R(\epsilon, t) \rangle], \end{aligned} \quad (10)$$

where the time average is defined as

$$\langle F(t) \rangle \equiv \lim_{T \rightarrow \infty} \int_{-T/2}^{T/2} F(t) dt.$$

In the following, we will calculate $G_{jj}^r(t, t')$ and hence $A_j^{\alpha}(\epsilon, t)$. In order to calculate $G_{jj}^r(t, t')$, we first calculate the retarded Green function of the isolated dot $g_{jj}^r(t, t')$. By using the equation of motion (EOM), one easily finds

$$\begin{aligned} \left[i \frac{\partial}{\partial t} - \epsilon_j(t) \right] g_{jj}^r(t, t') \\ = \delta(t-t') - i \theta(t-t') U \langle \{c_j(t) c_j^{\dagger}(t) c_{\bar{j}}(t), c_{\bar{j}}^{\dagger}(t')\} \rangle, \end{aligned} \quad (11)$$

$$\begin{aligned} \left[i \frac{\partial}{\partial t} - \epsilon_j(t) - U \right] [-e \theta(t-t') \langle \{c_j(t) c_j^{\dagger}(t) c_{\bar{j}}(t), c_{\bar{j}}^{\dagger}(t')\} \rangle] \\ = \delta(t-t') n_{\bar{j}}(t), \end{aligned} \quad (12)$$

where $n_{\bar{j}}(t)$ is the occupation number of the state \bar{j} . Here, $j=0$ or 1 and $\bar{j}=1-j$. From Eqs. (11) and (12), $g_{jj}^r(t, t')$ can be obtained exactly as

$$g_{jj}^r(t, t') = [1 - n_{\bar{j}}(t')] g_{\epsilon_j}^r(t, t') + n_{\bar{j}}(t') g_{\epsilon_j+U}^r(t, t'), \quad (13)$$

where

$$g_{\epsilon_j}^r(t, t') \equiv -i \theta(t-t') \exp\left(-i \int_{t'}^t \epsilon_j(\tau) d\tau\right) \quad (14)$$

and

$$g_{\epsilon_j+U}^r(t, t') \equiv -i \theta(t-t') \exp\left(-i \int_{t'}^t [\epsilon_j(\tau) + U] d\tau\right). \quad (15)$$

Next, we have to solve the Green function $G_{jj}^r(t, t')$. Using the equation of motion, one has

$$\begin{aligned} \left[i \frac{\partial}{\partial t} - \epsilon_j(t) \right] G_{jj}^r(t, t') \\ = \delta(t-t') - i \theta(t-t') U \langle \{c_j(t) c_j^{\dagger}(t) c_{\bar{j}}(t), c_{\bar{j}}^{\dagger}(t')\} \rangle \\ + \sum_k v_{kj}^* G_{kj}^r(t, t') + \sum_p v_{pj}^* G_{pj}^r(t, t'), \end{aligned} \quad (16)$$

$$\begin{aligned} \left[i \frac{\partial}{\partial t} - \epsilon_j(t) - U \right] [-i \theta(t-t') \langle \{c_j(t) c_j^{\dagger}(t) c_{\bar{j}}(t), c_{\bar{j}}^{\dagger}(t')\} \rangle] \\ = \delta(t-t') n_{\bar{j}}(t) - i \theta(t-t') \\ \times \left\{ \sum_k v_{kj}^* \langle \{a_k(t) c_j^{\dagger}(t) c_{\bar{j}}(t), c_{\bar{j}}^{\dagger}(t')\} \rangle \right. \\ + \sum_p v_{pj}^* \langle \{b_p(t) c_j^{\dagger}(t) c_{\bar{j}}(t), c_{\bar{j}}^{\dagger}(t')\} \rangle \\ + \sum_k v_{kj}^* \langle \{c_j(t) c_j^{\dagger}(t) a_k(t), c_{\bar{j}}^{\dagger}(t')\} \rangle \\ + \sum_p v_{pj}^* \langle \{c_j(t) c_j^{\dagger}(t) a_k(t), c_{\bar{j}}^{\dagger}(t')\} \rangle \\ - \sum_k v_{kj} \langle \{c_j(t) a_k^{\dagger}(t) c_{\bar{j}}(t), c_{\bar{j}}^{\dagger}(t')\} \rangle \\ \left. - \sum_p v_{pj} \langle \{c_j(t) a_p^{\dagger}(t) c_{\bar{j}}(t), c_{\bar{j}}^{\dagger}(t')\} \rangle \right\}, \end{aligned} \quad (17)$$

where the two new Green functions $G_{kj}^r(t, t')$ and $G_{pj}^r(t, t')$ in Eq. (16) are defined as $G_{kj}^r(t, t') \equiv -i \theta(t-t') \langle \{a_k(t), c_j^{\dagger}(t')\} \rangle$ and $G_{pj}^r(t, t') \equiv -i \theta(t-t') \langle \{b_p(t), c_j^{\dagger}(t')\} \rangle$. To obtain a closed form of the EOM, the higher-order many-particle Green functions need to be decoupled. We make the following decoupling approximation:

$$\begin{aligned} \langle \{X(t)c_j^\dagger(t)c_j(t), c_j^\dagger(t')\} \rangle &\approx n_j(t) \langle \{X(t), c_j^\dagger(t')\} \rangle, \\ \langle \{c_j(t)c_j^\dagger(t)X(t), c_j^\dagger(t')\} \rangle &\approx 0, \\ \langle \{c_j(t)X^\dagger(t)c_j(t), c_j^\dagger(t')\} \rangle &\approx 0, \end{aligned} \quad (18)$$

where $X = a_k$ or b_p . In contrast to our previous work,¹⁴ here we have to take the decoupling approximation to higher order, which is necessary for investigating the photon-induced excited-state resonances. To our knowledge, no such higher-order cutoff approximation has been given for the time-dependent problem before. In this decoupling approximation the state j is considered as a superposition of two states: one state is at energy $\epsilon_j(t)$ with probability $1 - n_j(t)$ while the state \bar{j} is empty; the other state is at energy $\epsilon_j(t) + U$ weighted by n_j , while the state \bar{j} is occupied. Under this decoupling approximation, Eq. (17) becomes

$$\begin{aligned} &\left[i \frac{\partial}{\partial t} - \epsilon_j(t) - U \right] [-i\theta(t-t') \langle \{c_j(t)c_j^\dagger(t)c_j(t), c_j^\dagger(t')\} \rangle] \\ &= \delta(t-t')n_j(t) + n_j(t) \sum_k v_{kj}^* G_{kj}^r(t, t') \\ &+ n_j(t) \sum_p v_{pj}^* G_{pj}^r(t, t'). \end{aligned} \quad (19)$$

The new Green functions $G_{kj}^r(t, t')$ and $G_{pj}^r(t, t')$ in Eqs. (16) and (19) can be obtained by the Dyson equation

$$G_{k(p)j}^r(t, t') = \int dt_1 v_{k(p)j} g_{k(p)}^r(t, t_1) G_{jj}^r(t_1, t'), \quad (20)$$

where $g_{k(p)}^r(t, t_1) = -i\theta(t-t_1) \exp\{-i \int_{t_1}^t \epsilon_{k(p)}(\tau) d\tau\}$ is the exact retarded Green function of the electron of the left (right) lead. Substituting Eq. (20) into Eqs. (16) and (19), denoting the retarded self-energy $\sum_{jj}^{L(R)r}(t_1, t_2) = \sum_{k(p)} v_{k(p)j}^* v_{k(p)j} g_{k(p)}^r(t_1, t_2)$, and $\sum_{jj}^r(t_1, t_2) = \sum_{jj}^{Lr}(t_1, t_2) + \sum_{jj}^{Rr}(t_1, t_2)$, and with the help of $g_{\epsilon_j}^r$ and $g_{\epsilon_j+U}^r$, differential equations Eqs. (11) and (14) can be written as the following integral equations:

$$\begin{aligned} G_{jj}^r(t, t') &= g_{\epsilon_j}^r(t, t') + \int \int dt_1 dt_2 g_{\epsilon_j}^r(t, t_1) \\ &\times \sum_{jj}^r(t_1, t_2) G_{jj}^r(t_2, t') + U \int dt_1 g_{\epsilon_j+U}^r(t, t_1) \\ &\times [-i\theta(t_1-t') \langle \{c_j(t_1)c_j^\dagger(t_1)c_j(t_1), c_j^\dagger(t')\} \rangle], \end{aligned} \quad (21)$$

$$\begin{aligned} &-i\theta(t_1-t') \langle \{c_j(t)c_j^\dagger(t)c_j(t), c_j^\dagger(t')\} \rangle \\ &= n_j(t') g_{\epsilon_j+U}^r(t, t') + \int \int dt_1 dt_2 n_j(t_1) g_{\epsilon_j+U}^r(t, t_1) \\ &\times \sum_{jj}^r(t_1, t_2) G_{jj}^r(t_2, t'). \end{aligned} \quad (22)$$

From Eqs. (22), (21), and (15), one easily finds

$$\begin{aligned} G_{jj}^r(t, t') &= g_{jj}^r(t, t') + \int \int dt_1 dt_2 g_{jj}^r(t, t_1) \sum_{jj}^r(t_1, t_2) \\ &\times G_{jj}^r(t_2, t'). \end{aligned} \quad (23)$$

Under the wide bandwidth approximation, the retarded self-energy $\sum_{jj}^r(t_1, t_2)$ reduces to

$$\sum_{jj}^r(t_1, t_2) = -\frac{i}{2} \Gamma_j \delta(t_1 - t_2), \quad (24)$$

where $\Gamma_j = \Gamma_j^L + \Gamma_j^R$. In the following, we make the further simplifications: (1) U is very large ($U \gg \Delta\epsilon$). (2) $n_j(t)$ is replaced by its average value n_j . By iterating $G_{jj}^r(t, t')$ in Eq. (23), one obtains

$$\begin{aligned} G_{jj}^r(t, t') &= [1 - n_j] g_{\epsilon_j}^r(t, t') e^{-(\Gamma_j/2)(1-n_j)(t-t')} \\ &+ n_j g_{\epsilon_j+U}^r(t, t') e^{-(\Gamma_j/2)n_j(t-t')}. \end{aligned} \quad (25)$$

Obviously, $G_{jj}^r(t, t')$ has two resonances: one is at ϵ_j with the linewidth $(1-n_j)\Gamma_j$ and the probability $(1-n_j)$, while another state is empty; the other resonance is at $\epsilon_j + U$ with the linewidth $n_j\Gamma_j$ and weighted by the probability n_j , while another state is occupied.²⁷ Substituting the expression of $G_{jj}^r(t, t_1)$ into Eq. (7), using $\epsilon_{\alpha}(t) = \epsilon_{\alpha} + \Delta_{\beta}(t)$ and $\Delta_{\beta}(t) = \Delta_{\beta} \cos \omega t$ ($\alpha = k, p, i$; and $\beta = L, R, 0$), and carrying out the integration over t_1 , then $A_j^{\alpha}(\epsilon, t)$ becomes

$$\begin{aligned} A_j^{\alpha}(\epsilon, t) &= \sum_{k, k'} J_k \left(\frac{\Delta_0 - \Delta_{\alpha}}{\omega} \right) J_{k'} \left(\frac{\Delta_{\alpha} - \Delta_0}{\omega} \right) e^{i(k+k')\omega t} \\ &\times \left\{ \frac{1 - n_j}{\epsilon - \epsilon_j - k' \omega + i \frac{\Gamma_j(1-n_j)}{2}} \right. \\ &\left. + \frac{n_j}{\epsilon - \epsilon_j - U - k' \omega + i \frac{\Gamma_j n_j}{2}} \right\}. \end{aligned} \quad (26)$$

Substituting $A_j^{\alpha}(\epsilon, t)$ into Eqs. (9) and (10), the time-dependent current $I_L(t)$ and the average current $\langle I \rangle$ are obtained immediately. Notice that these formulas of the current satisfy the gauge invariance in the following sense: if the voltages of the left lead, the right lead, and the gate voltage v_g (which controls the intradot electronic energy levels $\epsilon_j = \epsilon_j^0 + e v_g$) are shifted by the same amount, the current does not change.²⁸ The current $I(t)$ can be separated into two parts $I_0(t)$ and $I_1(t)$, where $I_j(t)$ ($j=0,1$) is the current through the state j . The current formulas obtained in this paper should be applied to an ultrasmall quantum dot with $U \gg \Delta\epsilon$, but no restriction about the bias voltage and the intensity of MW fields. The average occupation number in the state j , n_j , should be calculated self-consistently:

$$n_j = \langle \text{Im} G_{jj}^<(t, t) \rangle = \int \frac{d\epsilon}{2\pi} \sum_{\alpha \in L, R} f_{\alpha}(\epsilon) \Gamma^{\alpha} \langle |A_j^{\alpha}(\epsilon, t)|^2 \rangle. \quad (27)$$

In numerical studies, we take the following approximations: (1) $U = \infty$ since $U \approx 10\Delta\epsilon$ in the experiment by

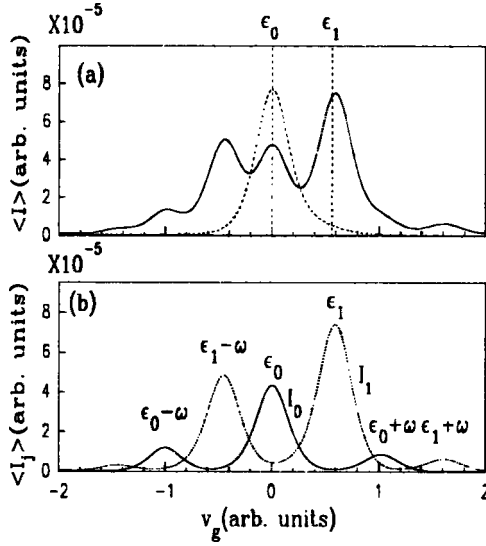


FIG. 1. (a) $\langle I \rangle$ vs v_g for $\hbar\omega > \Delta\omega$ and the symmetric MW fields. The dotted curve corresponds to the case without MW fields. (b) $\langle I_0 \rangle$ and $\langle I_1 \rangle$ vs v_g , where $\Delta_L = \Delta_R = 0.9$, $\Delta_0 = 0$, $\omega = 1$, $\Delta\epsilon = 0.55$, $\Gamma_0 = 0.006$, $\Gamma_1 = 0.03$, the bias voltage $V = 0.02$, and the temperature $T = 0.1$.

Oosterkamp *et al.*;²⁴ (2) the symmetric barriers ($\Gamma_j^L = \Gamma_j^R$). In $U = \infty$ limit, the second term in the bracket of $A_j^\alpha(\epsilon, t)$, Eq. (26), becomes zero; then the average current $\langle I \rangle$ and the self-consistent equation of the occupation number reduce to

$$\langle I \rangle = e \sum_j \Gamma_j^L \Gamma_j^R \int \frac{d\epsilon}{2\pi} \sum_k \left\{ f_L(\epsilon) J_k^2 \left(\frac{\Delta_0 - \Delta_L}{\omega} \right) - f_R(\epsilon) J_k^2 \left(\frac{\Delta_0 - \Delta_R}{\omega} \right) \right\} \times \frac{(1 - n_j)^2}{(\epsilon - \epsilon_j + k\omega)^2 + \left[\frac{\Gamma_j(1 - n_j)}{2} \right]^2}, \quad (28)$$

$$n_j = \int \frac{d\epsilon}{2\pi} \sum_{\alpha \in L, R} f_\alpha(\epsilon) \Gamma^\alpha \sum_k J_k^2 \left(\frac{\Delta_0 - \Delta_\alpha}{\omega} \right) \times \left| \frac{1 - n_j}{\epsilon - \epsilon_j + k\omega + i \frac{\Gamma_j(1 - n_j)}{2}} \right|^2. \quad (29)$$

III. THE CASE OF $\hbar\omega > \Delta\epsilon$

On the basis of the current formula Eq. (28), now we start to study the properties of the average current, for the case of $\hbar\omega > \Delta\epsilon$, in which the photon-induced excited-state resonance and its sidebands resonances will emerge even in weak MW fields, $\Delta_\alpha/\omega < 1$ ($\alpha = L, R, 0$). In the following, we discuss three different situations of applied MW fields: the symmetric, the slightly asymmetric, and the completely asymmetric.

(a) *The symmetric MW fields* ($\Delta_L = \Delta_R \equiv \Delta$, $\Delta_0 = 0$). In this case, MW fields are symmetrically applied on the left and the right leads. Figure 1(a) shows the average current $\langle I \rangle$ vs the gate voltage v_g at small bias. One can clearly see

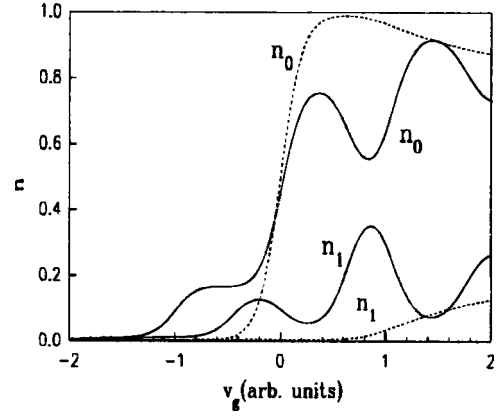


FIG. 2. $\langle n_j \rangle$ ($j=0,1$) vs v_g with the same parameters as in Fig. 1. The dotted curves correspond to the case without MW fields.

peaks located not only at the ground state ϵ_0 and its sidebands $\epsilon_0 \pm n\hbar\omega$ ($n=1,2,\dots$), but also at the first excited state ϵ_1 and its sidebands $\epsilon_1 \pm n\hbar\omega$ ($n=1,2,\dots$). Notice that the peak at $\epsilon_0 + \hbar\omega$ is rather weak. Figure 1(b) shows the current components $\langle I_0 \rangle$ and $\langle I_1 \rangle$ corresponding to the part through the ground state and the first excited state, respectively. Without MW fields, $\langle I_0 \rangle$ only has a single resonant peak at ϵ_0 and $\langle I_1 \rangle$ is almost zero. However, in the presence of MW fields, $\langle I_0 \rangle$ will be split into a series of peaks, and $\langle I_1 \rangle$ becomes much larger and exhibits sideband peaks, too. The sideband peaks of the ground state are slightly asymmetric, but for the first excited state they are heavily asymmetric. For example, the peak at $\epsilon_1 - \hbar\omega$ is much higher than that at $\epsilon_1 + \hbar\omega$ [see Fig. 1(b)]. This is because the height of the sideband peak at $\epsilon_j \pm n\hbar\omega$ ($j=0,1$; $n=0,1,2,\dots$) is directly proportional to $(1 - n_j) J_n^2(\Delta/\omega)$. With the increase of the gate voltage v_g , the occupation number n_0 varies significantly, almost changed from 0 to 1, leading to heavily asymmetric sideband peaks for the first excited state. However, the occupation number n_1 only changes slightly, leading to slightly asymmetric sideband peaks for the ground state.

In the following, we study the behavior of the occupation number n_j . In the limit of $U = \infty$, based on Eq. (29) one can prove that the inequality $n_0 + n_1 \leq 1$ holds, which is independent of the magnitudes of MW fields and the gate voltage v_g . It means that electrons cannot occupy the ground state and the first excited state simultaneously. Without MW fields, the occupation number of the ground state n_0 is almost zero when $v_g < \epsilon_0$, increases suddenly like a ‘‘step’’ around $v_g \approx \epsilon_0$, and then slightly decreases for $v_g > \epsilon_1$ (see Fig. 2). The slight reduction of n_0 for $v_g > \epsilon_1$ is due to the fact that the excited state has moved near the Fermi levels of the leads, so it has a certain probability to be occupied due to the resonance. As a result, the electron-electron interaction between the ground state and the excited state leads to a slight reduction of n_0 . In the presence of MW fields, the behavior of the occupation number n_0 vs the gate voltage v_g changes: (1) The ‘‘step’’ in the curve of n_0 vs v_g is split into a series of the sub-‘‘step’’ at $\epsilon_0 \pm n\hbar\omega$ due to the sideband splitting of the state ϵ_0 . (2) When v_g pass through $\epsilon_1 \pm n\hbar\omega$, n_0 obviously reduces, because at this v_g a sideband of the first excited state is pulled down below both of the

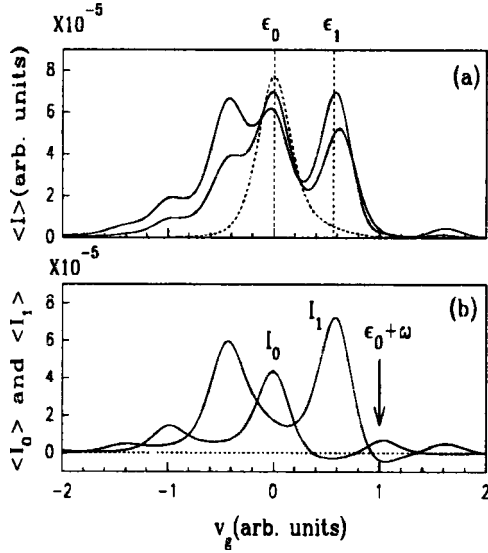


FIG. 3. (a) $\langle I \rangle$ vs v_g for $\hbar\omega > \Delta\epsilon$ and slightly asymmetric MW fields. The two solid curves correspond to $\Delta_L=0.9$, $\Delta_L-\Delta_R=0.01$, and $\Delta_L=0.6$, $\Delta_L-\Delta_R=0.007$, respectively. Other parameters are the same as in Fig. 1. The dotted curve corresponds to the case without MW fields. (b) $\langle I_0 \rangle$ and $\langle I_1 \rangle$ vs v_g for $\Delta_L=0.9$, $\Delta_L-\Delta_R=0.01$, and $\hbar\omega > \Delta\epsilon$.

Fermi levels of two leads, leading to an increase of n_1 and a reduction of n_0 .

(b) *The slightly asymmetric case.* In the completely symmetric case, although the sideband peak at $\epsilon_0 + \hbar\omega$ is rather small, it can still be seen. Instead, for slightly asymmetric MW fields with suitable magnitudes, the sideband peak $\epsilon_0 + \hbar\omega$ will disappear and the average current $\langle I \rangle$ is almost zero at that v_g , while all the other peaks still exist [see Fig. 3(a)]. This is well consistent with the experiment by Oosterkamp *et al.*²⁴ The reason of the disappearance of the sideband peak at $\epsilon_0 + \hbar\omega$ is that for the slightly asymmetric case, $\langle I_0 \rangle$ still has a sideband peak at $\epsilon_0 + \hbar\omega$, but $\langle I_1 \rangle$ has a negative current at the same v_g [see Fig. 3(b)]. These two opposite trends make the current $\langle I \rangle$ almost zero at $\epsilon_0 + \hbar\omega$. It should be pointed out that the asymmetry of MW fields needed for this disappearance is rather small. In fact for the chosen parameters, $(\Delta_L - \Delta_R)/(\Delta_L + \Delta_R)$ is about 0.005. Naturally, for the slightly asymmetric external fields and at a certain gate voltage v_g , the average current $\langle I \rangle$ may also have either small negative or positive value, depending on which trend is stronger. Notice that for the completely symmetric case, the negative current will never emerge.

(c) *The completely asymmetric case.* In this case, MW fields are only applied on the left lead. Figure 4(a) shows the dependence of the current $\langle I \rangle$ on the gate voltage v_g . A shoulder emerges on the left-hand side, and a negative current (i.e., photon-electron pumping effect) emerges on the right-hand side of the resonant peak. Figure 4(b) presents the differential conductance $d\langle I \rangle/dv_g$ vs the gate voltage v_g . One can clearly see the PAT peaks from the ground state at $\epsilon_0 \pm \hbar\omega$ and from the excited state at $\epsilon_1 \pm \hbar\omega$. The sideband peak at $\epsilon_0 - \hbar\omega$ is slightly higher than that at $\epsilon_0 + \hbar\omega$. However, the PAT sideband peak at $\epsilon_1 + \hbar\omega$ is very weak, since the height of the sideband peak is proportion to $1 - n_0$, and the occupation number n_0 is almost one at $v_g = \epsilon_1 + \hbar\omega$. It is

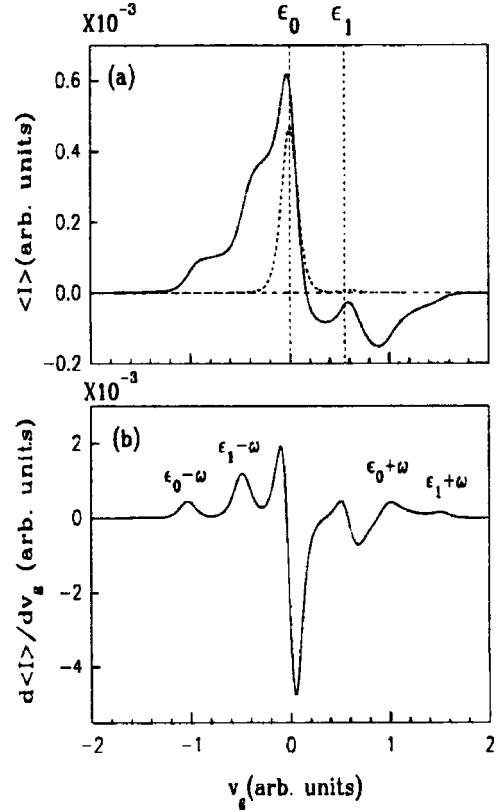


FIG. 4. (a) $\langle I \rangle$ vs v_g for $\hbar\omega > \Delta\epsilon$ and completely asymmetric MW fields. The dotted curve corresponds to the case without MW field. (b) $d\langle I \rangle/dv_g$ vs v_g , where $\Delta_L=0.4$, $\Delta_R=\Delta_0=0$, $\omega=1$, $\Delta\epsilon=0.55$, $\Gamma_0=0.01$, $\Gamma_1=0.03$, $V=0.04$, and $T=0.05$.

worth mentioning that the occupation number n_0 is much closer to unity when the MW field is only applied on the left lead than applied on both leads. Therefore, the sideband peak at $\epsilon_1 + \hbar\omega$ is always weaker for the asymmetric case than for the symmetric case.

IV. THE CASE OF $\hbar\omega < \Delta\epsilon$

For the case of $\hbar\omega < \Delta\epsilon$, if the intensity of MW fields are weak ($\Delta_\alpha/\omega < 1$, $\alpha=L,R,0$), the excited state does not participate the PAT process, only the resonances of the ground state and its sideband emerge. This result is similar to the case of single-level dot.²⁹ The slight asymmetry of the sideband peaks as mentioned in Ref. 24 is due to the fact that the occupation number n_1 of the excited state slightly changes with the gate voltage v_g .

However, if the intensity of MW fields is strong ($\Delta_\alpha/\omega > 1$), the resonance of the first excited state can still be induced. Figure 5(a) shows the current $\langle I \rangle$ vs v_g for the case with strong fields. One finds not only peaks located at $\epsilon_0 \pm n\hbar\omega$ ($n=1,2,\dots$) but peaks located at $\epsilon_1 + n\hbar\omega$ emerge as well. Now the multiple-photon processes become important, leading to many sideband peaks. The sideband peaks from the ground state are almost symmetric [see Fig. 5(b)], but the sideband peaks of the excited state are significantly asymmetric [see Fig. 5(c)].

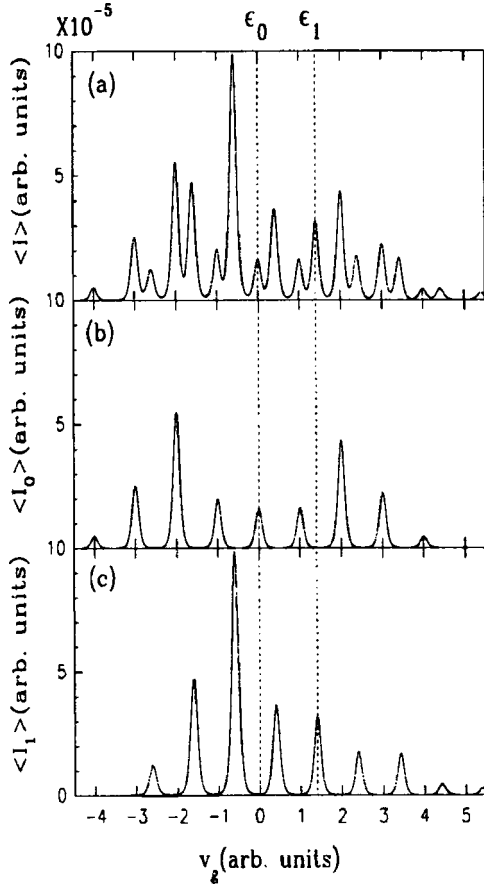


FIG. 5. (a) $\langle I \rangle$ vs v_g for $\hbar\omega < \Delta\epsilon$. (b) $\langle I_0 \rangle$ vs v_g . (c) $\langle I_1 \rangle$ vs v_g . $\Delta_0=0$, $\Delta_L=\Delta_R=3.1$, $\omega=1$, $\Gamma_0=0.01$, $\Gamma_1=0.03$, $\Delta\epsilon=1.4$, $V=0.02$, and $T=0.05$.

V. THE DEPENDENCE OF THE INTEGRATION $\int \langle I(v_g) \rangle dv_g$ ON THE INTENSITY OF MW FIELDS

If the electron-electron Coulomb interaction is neglected ($U=0$), the integration $\int \langle I \rangle dv_g$ can be calculated easily. From Eq. (21), one obtains

$$G_{jj}^r(t, t') = g_{\epsilon_j}^r(t, t') \exp\left\{-\frac{\Gamma_j}{2}(t-t')\right\}, \quad (30)$$

and $\langle A_j^\alpha(\epsilon, t) \rangle$ reduces to

$$\langle A_j^\alpha(\epsilon, t) \rangle = \sum_k J_k^2 \left(\frac{\Delta_0 - \Delta_\alpha}{\omega} \right) \frac{1}{\epsilon - \epsilon_j - k\omega + i\Gamma_j/2}. \quad (31)$$

Substituting Eq. (31) into Eq. (10), the average current $\langle I \rangle$ is obtained immediately,

$$\begin{aligned} \langle I \rangle = & 2e \sum_j \frac{\Gamma_j^L \Gamma_j^R}{\Gamma_j} \sum_k \int \frac{d\epsilon}{2\pi} \left[f_L(\epsilon) J_k^2 \left(\frac{\Delta_0 - \Delta_L}{\omega} \right) \right. \\ & \left. - f_R(\epsilon) J_k^2 \left(\frac{\Delta_0 - \Delta_R}{\omega} \right) \right] \times \frac{\Gamma_j/2}{(\epsilon - \epsilon_j - k\omega)^2 + \Gamma_j^2/4}. \end{aligned} \quad (32)$$

Then the integration $\int \langle I \rangle dv_g$ can be carried out,

$$\begin{aligned} \int \langle I(v_g) \rangle dv_g &= \sum_j \int \langle I_j(\epsilon_j) \rangle d\epsilon_j \\ &= e \frac{\Gamma_j^L \Gamma_j^R}{\Gamma_j} \int d\epsilon [f_L(\epsilon) - f_R(\epsilon)] \\ &= e(\mu_L - \mu_R) \sum_j \Gamma_j^L \Gamma_j^R / \Gamma_j. \end{aligned} \quad (33)$$

Obviously, the integration $\int \langle I(v_g) \rangle dv_g$ is a constant, independent of the intensity of MW fields (the symmetric or asymmetric case) and the temperature T , as long as the Coulomb interaction is neglected.

However, in many experiments the integration $\int \langle I \rangle dv_g$ obviously increases with the intensity of MW fields.^{15,21-24} In fact, the electron-electron Coulomb interaction and the many-body effect play important role. With the e - e interaction, although the integration $\int \langle I \rangle dv_g$ cannot be performed analytically due to the fact that n_j in the expression of $\langle I \rangle$ depends on v_g ; but from the numerical studies mentioned above one easily finds that the integration $\int \langle I \rangle dv_g$ increases with the intensity of MW fields due to the participation of the excited state. [See Figs. 1(a), 3(a), and 4(a). For Fig. 5 this property is also satisfied, although the curve without MW fields is not shown there.]

VI. CONCLUSIONS

In this paper, we have studied the electron tunneling through an ultrasmall quantum dot under the influence of MW fields. Two single electronic states and the intradot Coulomb interaction are considered. By using the nonequilibrium Green function, the time-dependent current $I_L(t)$, and the average current $\langle I \rangle$ are derived. The excited-state resonance and its sideband resonances are induced notably for the cases of $\hbar\omega > \Delta\epsilon$ with any intensity of MW fields and $\hbar\omega < \Delta\epsilon$ with the strong intensity of MW fields. The sideband peaks of the ground state are almost symmetric, whereas the sideband peaks of the excited state are heavily asymmetric. Under slightly asymmetric MW fields with suitable magnitudes the sideband peak at $\epsilon_0 + \hbar\omega$ will disappear. In addition, we found that the integrated current $\int \langle I(v_g) \rangle dv_g$ increases with the intensity of MW fields, which can be attributed to the intradot Coulomb interaction.

ACKNOWLEDGMENTS

We gratefully acknowledge the financial support by a RGC grant from the SAR Government of Hong Kong under Grant No. HKU 7112/97P, a grant from the Croucher Foundation, a CRCG grant from the University of Hong Kong, and a grant from the Chinese National Natural Science Foundation. We also thank the Computer Center of the University of Hong Kong for computational facilities. Q.F.S. and T.H.L. would like to thank B. G. Wang, Q. R. Zheng, X. A. Zhao, and Y. D. Wei for many helpful discussions.

*Permanent address: Department of Physics, Peking University, Beijing 100871, China.

- ¹P. K. Tien and J. P. Gordon, Phys. Rev. **129**, 647 (1963).
- ²A. H. Dayem and R. J. Martin, Phys. Rev. Lett. **8**, 246 (1962).
- ³N. S. Wingreen, A. P. Jauho, and Y. Meir, Phys. Rev. B **48**, 8487 (1993).
- ⁴A. P. Jauho, N. S. Wingreen, and Y. Meir, Phys. Rev. B **50**, 5528 (1994).
- ⁵J. ĩnarrea, G. Platero, and C. Tejedor, Phys. Rev. B **50**, 4581 (1994).
- ⁶J. ĩnarrea and G. Platero, Phys. Rev. B **51**, 5244 (1995).
- ⁷K. Yakubo, Shechao Feng, and Qing Hu, Phys. Rev. B **54**, 7987 (1996).
- ⁸C. Bruder and H. Schoeller, Phys. Rev. Lett. **72**, 1076 (1994).
- ⁹T. H. Oosterkamp, L. P. Kouwenhoven, A. E. A. Koolen, N. C. van der Vaart, and C. J. P. M. Harmans, Semicond. Sci. Technol. **11**, 1512 (1996).
- ¹⁰D. Sokolovski, Phys. Rev. B **37**, 4201 (1998).
- ¹¹M. Wagner, Phys. Rev. Lett. **76**, 4010 (1996); Phys. Rev. B **49**, 16 544 (1994).
- ¹²Q.-F. Sun, J. Wang, and T.-H. Lin, Phys. Rev. B **58**, 2008 (1998).
- ¹³C. A. Stafford and Ned S. Wingreen, Phys. Rev. Lett. **76**, 1916 (1996).
- ¹⁴Qing-feng Sun and Tsung-han Lin, J. Phys.: Condens. Matter **9**, 4875 (1994).
- ¹⁵L. P. Kouwenhoven, S. Jauhar, K. McCormick, D. Dixon, P. L. McEuen, Yu. V. Nazarov, N. C. van der Vaart, and C. T. Foxon, Phys. Rev. B **50**, 2019 (1994).
- ¹⁶P. Johansson and G. Wendin, Phys. Rev. B **46**, 1451 (1992).
- ¹⁷H. M. Pastawski, Phys. Rev. B **46**, 4053 (1992).
- ¹⁸M. H. Pedersen and M. Büttiker, cond-mat/9803306.
- ¹⁹B. J. Keay, S. J. Allen, Jr., J. Galan, J. P. Kaminski, K. L. Campman, A. C. Gossard, U. Bhattacharya, and M. J. W. Rodwell, Phys. Rev. Lett. **75**, 4098 (1995).
- ²⁰B. J. Keay, S. Zeuner, S. J. Allen, Jr., K. D. Maranowski, A. C. Gossard, U. Bhattacharya, and M. J. W. Rodwell, Phys. Rev. Lett. **75**, 4102 (1995).
- ²¹R. H. Blick, R. J. Haug, D. W. van der Weide, K. von Klitzing, and K. Eberl, Appl. Phys. Lett. **67**, 3924 (1995).
- ²²H. Drexler, J. S. Scott, S. J. Allen, K. L. Campman, and A. C. Gossard, Appl. Phys. Lett. **67**, 2816 (1995).
- ²³L. P. Kouwenhoven, S. Jauhar, J. Orenstein, P. L. McEuen, Y. Nagamune, J. Motohisa, and H. Sakaki, Phys. Rev. Lett. **73**, 3443 (1994).
- ²⁴T. H. Oosterkamp, L. P. Kouwenhoven, A. E. A. Koolen, N. C. van der Vaart, and C. J. P. M. Harmans, Phys. Rev. Lett. **78**, 1536 (1997).
- ²⁵Ph. Brune, C. Bruder, and H. Schoeller, Phys. Rev. B **56**, 4730 (1997).
- ²⁶N. S. Wingreen, K. W. Jacobsen, J. W. Wilkins, Phys. Rev. B **40**, 11 834 (1989).
- ²⁷Y. Meir, N. S. Wingreen, and P. A. Lee, Phys. Rev. Lett. **66**, 3048 (1991).
- ²⁸For discussions of gauge invariance, see M. Büttiker and T. Christen, in *Mesoscopic Electron Transport*, Vol. 345 of *NATO Advanced Study Institute, Series E: Applied Science*, edited by L. L. Sohn, L. P. Kouwenhoven, and G. Schoen (Kluwer Academic Publishers, Dordrecht, 1997), p. 259; Z. S. Ma, J. Wang, and H. Guo, Phys. Rev. B **57**, 9180 (1998).
- ²⁹Qing-feng Sun and Tsung-han Lin, Phys. Rev. B **56**, 3591 (1997).