

Minority ethnic housing experiences in North Lincolnshire

ROBINSON, David, REEVE, Kesia <<http://orcid.org/0000-0003-2877-887X>>, COWARD, Sarah, BENNINGTON, Jude and BUCKNER, Lisa

Available from Sheffield Hallam University Research Archive (SHURA) at:

<http://shura.shu.ac.uk/27239/>

This document is the author deposited version. You are advised to consult the publisher's version if you wish to cite from it.

Published version

ROBINSON, David, REEVE, Kesia, COWARD, Sarah, BENNINGTON, Jude and BUCKNER, Lisa (2005). Minority ethnic housing experiences in North Lincolnshire. Project Report. Centre for Regional Economic and Social Research, Sheffield Hallam University.

Copyright and re-use policy

See <http://shura.shu.ac.uk/information.html>

Minority Ethnic Housing Experiences in North Lincolnshire

**David Robinson
Kesia Reeve
Sarah Coward
Jude Bennington
Lisa Buckner**

Whilst every effort has been made to ensure that the information contained in this publication is accurate and up-to-date, neither the author nor publisher can accept legal responsibility or liability for anything done by readers in consequence of any errors or omissions.

All rights reserved. No part of this publication may be reproduced, stored in a retrieval system, or transmitted in any form or by any means, electronic, mechanical, photocopying, recording, or otherwise, without prior written permission of the publishers.

Designed and typeset by Marketing, Sheffield Hallam University

Published by Centre for Regional Economic and Social Research

© Sheffield Hallam University 2005

ISBN 1 84387 133 5



Minority Ethnic Housing Experiences in North Lincolnshire

**David Robinson
Kesia Reeve
Sarah Coward
Jude Bennington
with Lisa Buckner**

Centre for Regional Economic and Social Research
Sheffield Hallam University

April 2005

Acknowledgements

This report could not have been produced without the help and assistance of many people. We are particularly indebted to Jan Clark at North Lincolnshire Council, who provided guidance, help and support throughout the project and offered insightful comments on the content of the final report. We are also grateful to Shamis Farah of North Lincolnshire Council and Fazana Khamum of the Racial Equality Council who provided advice and practical assistance throughout the project.

Thanks must also go to the various agencies that provided the team with vital assistance in accessing members of the different minority ethnic groups in the district (Father Moore of St Bernadette's Church, Adele Tasker of the Humberside Chinese Association, Jasmine Haque and Mashook Ali of the Bangladeshi Welfare Association, Rama Kohli at Crosby Local Link, Mark Coupland and colleagues at Northern Counties Housing Association and Pete Martin and Josie Gray at Roof). The assistance provided by local interpreters, which allowed the team to talk to people with limited English language expertise, was also vital to the success of the project.

We are grateful to the various agencies and officers across the district who found the time to meet with the research team and answer our questions in an open and honest manner. Particular thanks are due to the local people who gave up their time and talked so openly about their situation. We only hope that we have been able to accurately reflect their experiences in this report.

We would like to make clear that this report is based on research undertaken by the authors and that the analysis and comment contained within do not necessarily reflect the views and opinions of North Lincolnshire Council or any of the participating agencies. Of course, we accept all responsibility for any inaccuracies or omissions in the text.

David Robinson, Kesia Reeve, Sarah Coward and Jude Bennington
Centre for Regional Economic and Social Research
Sheffield Hallam University

April 2005

Contents

INTRODUCTION	1
Why this Report is Important	1
Introduction to North Lincolnshire and its Minority Ethnic Population	2
The Research Approach	3
Report Structure	5
PART 1: KEY FINDINGS	7
1.1. Introduction	7
1.2. Housing Situations and Patterns of Residential Settlement	8
1.3. Housing Conditions and Suitability	14
1.4. Choices, Constraints and Housing Outcomes	23
1.5. Changing Demand	29
1.6. Service Provision and Delivery	35
PART 2: RECOMMENDATIONS	37
2.1 Introduction	37
2.2 Understanding Minority Ethnic Housing Needs	38
2.3 Cultural Sensitivity in Service Provision	39
2.4 Meeting Demand, Extending Housing Choices	41
2.5 Organisational Challenges and Developments	44
PART 3: GROUP PROFILES	47
3.1 Introduction	47
3.2 Bangladeshi Housing Experiences in North Lincolnshire	49
3.3 Indian Housing Experiences in North Lincolnshire	57
3.4 Pakistani Housing Experiences in North Lincolnshire	61
3.5 Other Asian Housing Experiences in North Lincolnshire	68
3.6 Somali Housing Experiences in North Lincolnshire	72
3.7 Chinese Housing Experiences in North Lincolnshire	84
3.8 Irish Housing Experiences in North Lincolnshire	89
3.9 Middle Eastern Housing Experiences in North Lincolnshire	93
3.10 Mixed Heritage White and Asian People in North Lincolnshire	96
Appendix 1: Census Profile of the District Population	101
Appendix 2: Summary Profile of Interview Respondents	117

Introduction

Why this Report is Important

Little is known about the housing situations, experiences or requirements of different minority ethnic groups living in small towns and rural areas of England. Virtually all research into 'race' and housing and the inequalities experienced by minority ethnic populations has focused on a small number of major towns and cities, such as London, Birmingham, Bradford, Leeds and Manchester. The attention of policy and the targeting of resources has subsequently been directed toward these towns and cities. The 2001 Census of Population, however, reveals an ongoing process of dispersal of minority ethnic people out from these major population centres. Indeed, the largest increases between 1991 and 2001 in the minority ethnic population were recorded in small towns and rural districts. There are also small towns and rural districts, such as North Lincolnshire, that have long-standing minority ethnic populations.

This report is important because it looks beyond the major towns and cities of England to explore the housing situations, experiences and requirements of minority ethnic groups in a rural district; North Lincolnshire. In doing so it reveals that the minority ethnic population in this rural district encounters many of the problems and challenges acknowledged as existing in major towns and cities - poor housing conditions and overcrowding, difficulties accessing and utilising key services and racist harassment and abuse. Analysis also reveals, however, that minority ethnic people in North Lincolnshire are facing problems and challenges either not readily apparent or already recognised and addressed in major towns and cities. This report therefore raises the importance of recognising that minority ethnic housing experiences vary, not only as a consequence of age, ethnicity, culture and socio-economic status, but also as a result of where people live.

Finally, this report is important for North Lincolnshire. The research was commissioned and funded by North Lincolnshire Council in an attempt to better understand and action a response to the housing situations and problems of the local minority ethnic population. To this end, the report provides detailed information about the different minority ethnic groups resident in the district and outlines a series of recommendations for responding to the key findings to emerge from the research.

Introduction to the North Lincolnshire and its Minority Ethnic Population

North Lincolnshire is a largely rural district located south of the Humber estuary, centred around the town of Scunthorpe and with a population of 150,000. The district includes the market towns of Brigg and Barton-on-Humber and is bounded to the west by Doncaster Metropolitan Borough, to the east by the district of North East Lincolnshire and to the south by the administrative county of Lincolnshire.

There is a long history of settlement of minority ethnic groups¹ in North Lincolnshire, dating back at least to the early 1950s, when people were drawn to the area by employment opportunities in the steel industry. More recently, the minority ethnic population has increased in size, from 2.5 per cent of the total population in 1991 to 4 per cent in 2001. There is also evidence of increasing diversity within the minority ethnic population, although the presence of certain groups - Somali, Iraqi, Iranian, Yemeni, Ethiopian, Nigerian, Polish, Ukrainian and Portuguese - remains largely hidden because of the tendency for research and monitoring to consider minority ethnic households as an homogenous group or to focus on 'catch-all' ethnic groupings, as in the Census classification (see Table i1).

Table i.1 The Minority Ethnic Population of North Lincolnshire

Ethnic group	Ethnic group	Number of people
White	White Irish	988
	White Other	1309
Mixed Heritage	Mixed White and Caribbean	140
	Mixed White and Black African	63
	Mixed White and Asian	295
	Other Mixed	127
Asian or Asian British	Indian	849
	Pakistani	412
	Bangladeshi	1,021
	Other Asian	128
Black or Black British	Black Caribbean	45
	Black African	182
	Black Other	31
Chinese or Other Ethnic Group	Chinese	297
Total		6030

A large proportion of the minority ethnic population and the majority of a number of particular groups (Pakistani, Bangladeshi, Black African) live in the Town and Crosby and Park wards in central Scunthorpe(see Figure i.1). Two noticeable exceptions are the

¹ Unless otherwise stated, minority ethnic is used to refer to people of any ethnic origin other than 'White British'. People categorised in the Census of Population as White Irish and White Other are therefore included within this definition.

White Irish and Chinese populations, which are dispersed across the district (see section 1.1 for further details).

Figure i.1 The District of North Lincolnshire (Wards)



The Research Approach

This research was commissioned and funded by North Lincolnshire Council and is based on research undertaken by a team from the Centre for Regional Economic and Social Research at Sheffield Hallam University. The key stages of the research involved the team in the following tasks:

- **detailed analysis of 2001 Census of Population** - this involved profiling the demographic and housing situations of all minority ethnic groups in the district, classified according to the ethnic categorisations employed in the Census. Detailed profiles were produced for each ethnic group, regarding housing situations and deprivation, socio-economic status (economic activity, occupation and sector), educational achievement, household structure, health status, country of birth, religion and residential settlement. Minority ethnic situations were contrasted with the experiences of the White-British population and comparative analysis was also undertaken with the 1991 Census. The result was a detailed interim report, which was presented to the Council, provided the foundation for subsequent stages of the research and informs discussion within this report.
- **discussions with key housing related service providers** - team members met with officers from a range of service providers drawn from the statutory, voluntary and community sectors. These included strategy and management officers from the council's department of housing and social services and housing associations active in the district, as well as front line workers in link offices, advice centres, the Race

Equality Council and specialist services providing housing related advice, support and assistance. Discussion focused on reviewing awareness and understanding of the local minority ethnic population and gathering information on service use by different minority ethnic groups. Over 15 face-to-face interviews were undertaken.

- **discussions with minority ethnic-led organisations and community ‘leaders’** - team members worked up a long list of over 20 minority ethnic-led organisations and community groups, in co-operation with the Race Equality Council and council officers. In the event, face-to-face interviews were undertaken with 14 different groups and organisations, either working across the minority ethnic population or responding to the concerns of particular groups.
- **in-depth, face-to-face interviews with minority ethnic people** - in total, 51 face-to-face, in-depth interviews were conducted with minority ethnic people of various ages drawn from across the different minority ethnic groups resident in the district. Access was secured through service providers and community-led groups. Many of the interviews were conducted through interpreters, ensuring that the experiences of people with limited English language skills were included in the research. Where possible, interviews were tape recorded and subsequently transcribed to facilitate detailed analysis. The interview process focused on recording the views and opinions of respondents, as well as collecting information about situations and experiences. The interview schedule was organised into eight key sections which explored current housing situations, household composition and living arrangements, experiences and attitudes toward current housing, details of respondent housing histories, reflections on life in the neighbourhood, experiences and responses to racial harassment, housing aspirations and intentions and health and care needs. Profile details of the 51 respondents are provided in Appendix 2.
- **focus group sessions with minority ethnic people** - subsequent to the interviews with minority ethnic respondents, focus group sessions were organised with Chinese and Irish respondents, as these groups were not represented in the sample of the minority ethnic population interviewed. In total, 20 people were involved in the focus group discussions. Where participants were willing, the discussions were tape-recorded and subsequently transcribed. Discussion focused on the same issues covered in the face-to-face interviews, although there was more limited potential for exploring more sensitive issues, such as health status, in this more public setting.

The research approach was founded on acceptance of a number of core principles regarding analysis of minority ethnic housing situations and experiences:

- the need to move beyond the evaluation of where and how far there is a shortfall or deficit from some (politician or professional) defined standard or norm, and counter the insensitivity of conventional needs surveys to household experiences, perceptions

and aspirations. In response, the research attempted to identify and understand the distinctive needs of different groups and households.

- the importance of recognising the diverse housing experiences, aspirations, choices and strategies of different minority ethnic groups, in order to create more sensitive and inclusive policies.
- the importance of recognising that minority ethnic people are not merely passive recipients of housing opportunities, but are active agents who can develop strategies even in constrained circumstances, which are important in shaping their housing choices and outcomes.
- the ongoing significance of racial harassment in shaping the housing choices and experiences of minority ethnic households.
- the importance of recognising that the identities of minority ethnic people are not only built around their ethnicity. Like all people, minority ethnic people have multiple identities, rooted in a host of issues, including gender, age, religion, geographical associations and experiences and class.

Report Structure

The report is divided into three distinct sections:

- **Part 1** provides an overview of the significant insights and key issues raised by the research. Discussion looks across the situations, experiences, aspirations and requirements of the different minority ethnic groups living in North Lincolnshire. Discussion highlights the diverse situations and shared experiences found to exist within and between minority ethnic groups and consideration is also given to experiences and aspirations shared by people on the basis of age, gender and health status.
- **Part 2** offers a series of recommendations about how local policy, provision and service delivery might better understand and respond to the housing situations and requirements of different minority ethnic groups.
- **Part 3** is composed of discrete reviews of the situations, experiences, aspirations and requirements of nine minority ethnic groups resident in North Lincolnshire. The content of these profiles varies slightly, reflecting the Census and interview data available regarding each group. The profiles of the Indian, Pakistani, Bangladeshi, Somali, Chinese and White Irish populations draw on Census data and evidence from the face-to-face interviews. The Middle Eastern profile draws on a small number of face-to-face interviews and the 'Other Asian' and Mixed Heritage White and Asian profiles are based solely on Census data.

Appendix 1 provides summary details for all minority ethnic groups regarding housing, socio-economic and demographic situations, educational attainment and health status, drawn from the 2001 Census. Appendix 2 profiles the 71 minority ethnic people interviewed by the research team.

Part 1: Key Findings

1.1 Introduction

The aim of this part of the report is to provide an overview of the significant insights and key issues raised by the research. Looking across the situations, experiences, aspirations and requirements of the different minority ethnic groups living in North Lincolnshire, explained in detail in Part 3 of the report, discussion highlights the diverse situations and shared experiences found to exist within and between minority ethnic groups. Consideration is also given to experiences and aspirations shared by people on the basis of age, gender and health status.

Part 1 is organised under five key headings:

- **Housing Situations** - provides a descriptive overview of the housing situations (tenure, property type, household composition and residential settlement patterns) of the minority ethnic population in North Lincolnshire.
- **Housing Conditions and Suitability** - focuses on the suitability (size, design, location and layout) of the current housing situations of minority ethnic households within the district, paying particular attention to living conditions, the issue of overcrowding, health and social care related needs and cultural requirements.
- **Choices, Constraints and Housing Outcomes** - focuses on the inter-relationship between neighbourhood preference and housing choice and explores the reasons for the particular patterns of residential settlement evident within the minority ethnic population and the consequences for housing outcomes.
- **Changing Demand** - considers how the aspirations of different sections of the minority ethnic population are changing and explores the consequences for the future profile of demand and settlement.
- **Service Provision and Delivery** - explores the experiences of minority ethnic people accessing housing related services in the district and points to problems needing to be addressed by different service providers to enhance the relevance, appropriateness and accessibility of housing related services.

Although a number of case studies are provided to illustrate common situations and illuminate key findings, a detailed review of the evidence base on which findings and conclusions are founded is not included. Comprehensive profiles of the different

minority ethnic populations resident in the district, drawing on Census data, evidence from discussions with service providers and community ‘leaders’ and data collected through in-depth interviews with individual respondents, can be found in Part 3 of the report. The aim of Part 1 is to provide an incisive and insightful précis of the key issues raised by the research.

1.2 Housing Situations and Patterns of Residential Settlement

Whilst sharing many common experiences, minority ethnic households are living in a diversity of housing situations. Often encountering similar problems and challenges, ranging from harassment through to problems accessing services and utilising available provision, different groups and individual households have often negotiated their own particular ways of managing and accommodating these difficulties within their lives. Housing tenure and accommodation situations provide good examples of this diversity.

1.2.1 Tenure

Table 1.1 details the tenure breakdown for all ethnic groups in the district, according to the Census of population 2001. Home ownership (owned outright or on a mortgage) is the majority tenure across virtually all groups, although less than 50 per cent of Black African and Black Other people in the district are living in the owner occupied sector. The highest levels of owner occupation are in the Chinese and Indian populations, who are more likely than any other group (including the White British population) to be living in owner occupied accommodation. The vast majority of other minority ethnic groups are less likely than the general population to be living in owner occupied accommodation, reflecting relatively low income levels and high levels of deprivation, reported during in-depth interviews and indicated by Census data on unemployment and economic inactivity (see Appendix 1).

In total, 631 people or 10.4 per cent of the minority ethnic population of North Lincolnshire are recorded by the Census as living in the social rented sector, compared to 15.3 per cent of the total population of the district. The proportion of each minority ethnic group living in the social rented sector, however, was found to vary considerably:

- minority ethnic groups underrepresented in the social rented sector include Chinese (0.0 per cent), Other Asian (6.1 per cent), Indian (8.3 per cent), Black Caribbean (10.0 per cent), White and Black African (10 per cent) and Pakistani (12.0 per cent).
- minority ethnic groups over represented in the social rented sector include Black Other (25.8 per cent), Bangladeshi (22.2 per cent), White and Black Caribbean (22.1 per cent), Black African (21.4 per cent), White and Asian (17.9 per cent).

Table 1.1 Tenure by Ethnicity

Ethnicity		Tenure (% people)							
		Number of people	Owns	Shared ownership	Rented				Communal est'ment
					LA	Housing Association	Private	Rent free	
All		152,842	74.8	0.2	13.9	1.4	6.6	1.8	1.2
White	British	146,801	75.0	0.2	14.1	1.1	6.4	1.8	1.2
	Irish	983	71.5	0.0	17.3	0.9	7.5	1.9	0.8
	Other	1,307	69.7	0.5	7.9	2.2	14.7	1.8	3.3
Mixed	White & Black Caribbean	136	69.9	0.0	16.2	5.9	8.1	0.0	0.0
	White & Black African	60	75.0	0.0	5.0	5.0	15.0	0.0	0.0
	White & Asian	296	65.9	1.0	15.2	2.7	12.8	2.4	0.0
	Other Mixed	135	66.7	2.2	13.3	3.0	8.9	3.7	2.2
Asian or Asian British	Indian	853	81.5	0.7	2.1	6.2	8.0	0.8	0.7
	Pakistani	416	74.3	0.0	7.7	4.3	12.7	1.0	0.0
	Bangladeshi	1,022	62.7	0.7	16.8	5.4	11.0	3.4	0.0
	Other Asian	132	68.2	2.3	3.8	2.3	20.5	0.0	3.0
Black or Black British	Black Caribbean	50	84.0	0.0	10.0	0.0	6.0	0.0	0.0
	Black African	182	39.0	0.0	15.4	6.0	37.9	0.0	1.6
	Black Other	31	45.2	0.0	16.1	9.7	19.4	0.0	9.7
Chinese or Other Group	Chinese	289	87.9	1.0	0.0	0.0	8.3	2.8	0.0
	Other	150	62.7	0.0	8.7	10.0	14.7	2.0	2.0

Virtually all groups, apart from the Chinese, Black Caribbean and White Irish, are more likely than the wider population of the district to be living in housing association

accommodation. This includes population groups, such as Indian, Pakistani and Other Asian populations, which are less likely to be living in the council sector.

All minority ethnic groups, except the Black Caribbean population, are heavily reliant on the private rented sector for accommodation. For example, 37.9 per cent of the Black African population, 20.5 per cent of the Other Asian population, 19.4 per cent of the Black Other population and 12.7 per cent of the Pakistani population are living in private rented accommodation, compared to just 6.6 per cent of all people in the district.

1.2.2 Accommodation Type

Table 1.2 details the accommodation situations of all ethnic groups in the district, according to the Census of population 2001. The vast majority of households in all ethnic groups are revealed to be living in a house or bungalow. There are, however, some major variations in the situations of different minority ethnic groups. In particular, all Black Groups (Black Caribbean, Black African and Black Other) are more likely to be living in flat accommodation, with one quarter of all Black African people living in flat accommodation, compared to just 5.3 per cent of all people in the district. In contrast, Pakistani and Bangladeshi households are more commonly living in a house or bungalow than other groups in the district.

Exploring these housing situations further, differences are also apparent in the type of house or bungalow that different groups are living in. In particular, certain minority ethnic groups are far more likely to be living in terraced accommodation. In part, this fact reflects the clustering of certain populations, including the Black African, Pakistani and Bangladeshi population, in central Scunthorpe where terraced accommodation is far more common; one-quarter of all houses in the Crosby and Town wards are terraced properties. The White Irish, Chinese and, to a certain extent, Indian population, in contrast, are more dispersed and more likely to be living in detached and semi-detached properties.

1.2.3 Residential Settlement Patterns

Figure 1.1 details the distribution of the minority ethnic (non-White British) population in North Lincolnshire. The Census geography divides North Lincolnshire into a total of 520 output areas, each containing some 300 people and approximately 125 households. Each output area in Figure 1.1 is shaded according to the proportion of the population who belong to a minority ethnic (non-White British) population. Of the 520 outputs areas:

- 2 have a minority ethnic population of between 35 and 55 per cent
- 13 have a minority ethnic population of between 20 to 35 per cent

- 18 have a minority ethnic population of between 10 and 20 per cent
- 109 have a minority ethnic population of between 3 and 10 per cent
- 378 have a minority ethnic population of between 0 and 4 per cent

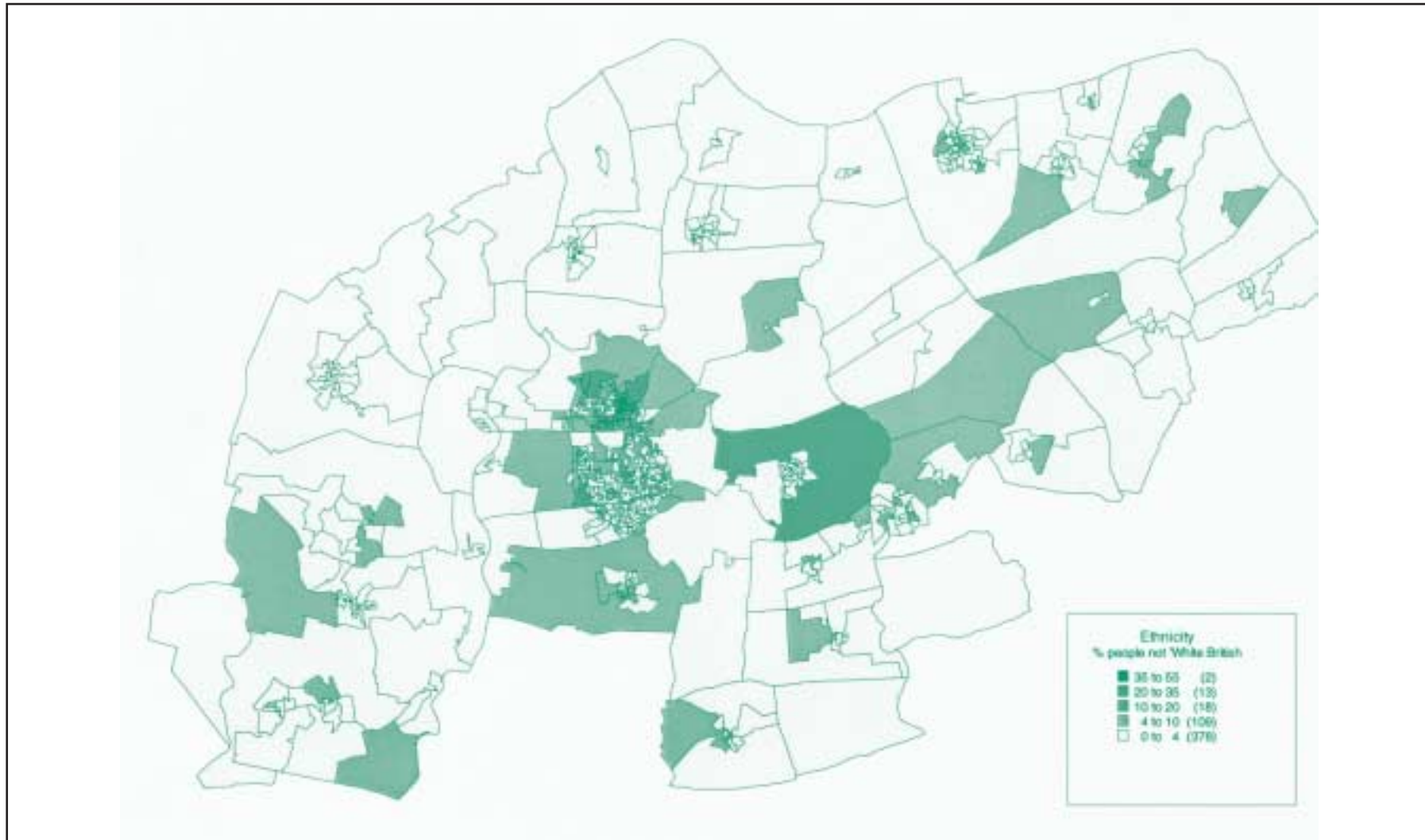
Table 1.2 Accommodation by Ethnicity

Ethnicity		Accommodation (% People)					
		All people	House or bungalow	Flat, maisonette apartment	Caravan, mobile, temp structure	Household in shared accom.	Communal est'ment
All		152,842	93.0	5.3	0.5	0.0	1.2
White	British	146,801	93.1	5.2	0.5	0.0	1.2
	Irish	983	87.9	10.0	1.3	0.0	0.8
	Other	1,307	88.6	7.4	0.7	0.0	3.3
Mixed	White & Black Caribbean	136	93.6	4.3	0.0	0.0	2.1
	White & Black African	60	93.2	6.8	0.0	0.0	0.0
	White & Asian	296	95.9	4.1	0.0	0.0	0.0
	Other Mixed	135	91.6	8.4	0.0	0.0	0.0
Asian or Asian British	Indian	853	91.0	8.0	0.0	0.4	0.7
	Pakistani	416	97.4	2.6	0.0	0.0	0.0
	Bangladeshi	1,022	96.5	3.5	0.0	0.0	0.0
	Other Asian	132	88.8	4.5	2.2	0.0	4.5
Black or Black British	Black Caribbean	50	88.5	11.5	0.0	0.0	0.0
	Black African	182	71.5	25.3	0.0	1.6	1.6
	Black Other	31	73.3	16.7	0.0	0.0	10.0
Chinese or Other	Chinese	289	87.7	11.3	0.0	1.0	0.0
	Other Ethnic Group	150	91.8	8.2	0.0	0.0	0.0

Analysis of Figure 1.1 reveals that the output areas with the largest minority ethnic populations are located in central Scunthorpe, confirming the common perception amongst the service providers, community ‘leaders’ and minority ethnic people interviewed that the minority ethnic population of North Lincolnshire is clustered in the Crosby area of Scunthorpe. This general picture, however, masks some major variations in the residential settlement patterns of different minority ethnic groups. In particular, the White Irish, White Other and Chinese populations are widely dispersed across the district, the Indian population has dispersed out from Scunthorpe town centre, while the Pakistani, Bangladeshi, and Black African populations are concentrated in the Crosby area immediately adjacent to the town centre:

- a large proportion of the Indian population live close to Scunthorpe town centre, nearly half of all Indian households (47.8 per cent) living in the Crosby and Park (27.4 per cent) and the Town ward (20.4 per cent). The Indian population, however, is more dispersed within these wards than other South Asian groups. A further 8.4 per cent of Indian households live in Frodingham ward and 5.7 per cent in Brumby ward.
- the 115 Pakistani households are largely clustered in central Scunthorpe, with 37 per cent living in the Town ward and 24 per cent living in the Crosby and Park ward. Within these wards, the Pakistani population is concentrated within an area adjacent to the High Street and Frodingham Road, where 32.1 per cent of the population live.
- the 240 Bangladeshi households are clustered in central Scunthorpe, over half (57 per cent) living in the Town ward and one-quarter (28 per cent) living in the Crosby and Park ward. Two adjacent Output Areas bounded by Doncaster Road, Frodingham Road and Berkley Street contain one quarter (24 per cent) of the Bangladeshi population in the district, who represent one-third of the total population within this area.
- the 95 Chinese households are scattered across the district, with the only notable concentration in Town ward, where 14 per cent of the Chinese population reside.
- the 75 Black African households are concentrated in central Scunthorpe. Over half of all Black African households live in either Crosby and Park (32 per cent) or Town ward (22 per cent). Within these wards, however, the population is more dispersed than the Bangladeshi or Pakistani population, no single output area containing more than 5 per cent of the Black African population.
- the 557 White Irish households are dispersed widely across the district, with the only notable concentrations, which account for just under one-quarter of all Irish households in the district, being in the Kingsway and Town wards.

Figure 1.1 Distribution of the Minority Ethnic (Non-White British) Population in North Lincolnshire (2001)



Source: 2001 Census Key Statistics, Crown Copyright 2003. Crown copyright material is reproduced with the permission of the Controller of HMSO

Respondents suggested that these distinctive patterns of residential settlement were slowly being transformed, often as a consequence of young people acting on very different aspirations and preferences to previous generations, an issue explored in more detail in Section 1.4. Comparative analysis of residential settlement patterns of minority ethnic groups in 2001 with the situation in 1991 appears to bear out this suggestion, Figures 1.2 and 1.3 revealing an increase in the size of the minority ethnic population in output areas adjacent to the population cluster in central Scunthorpe recorded in 1991².

1.3 Housing Conditions and Suitability

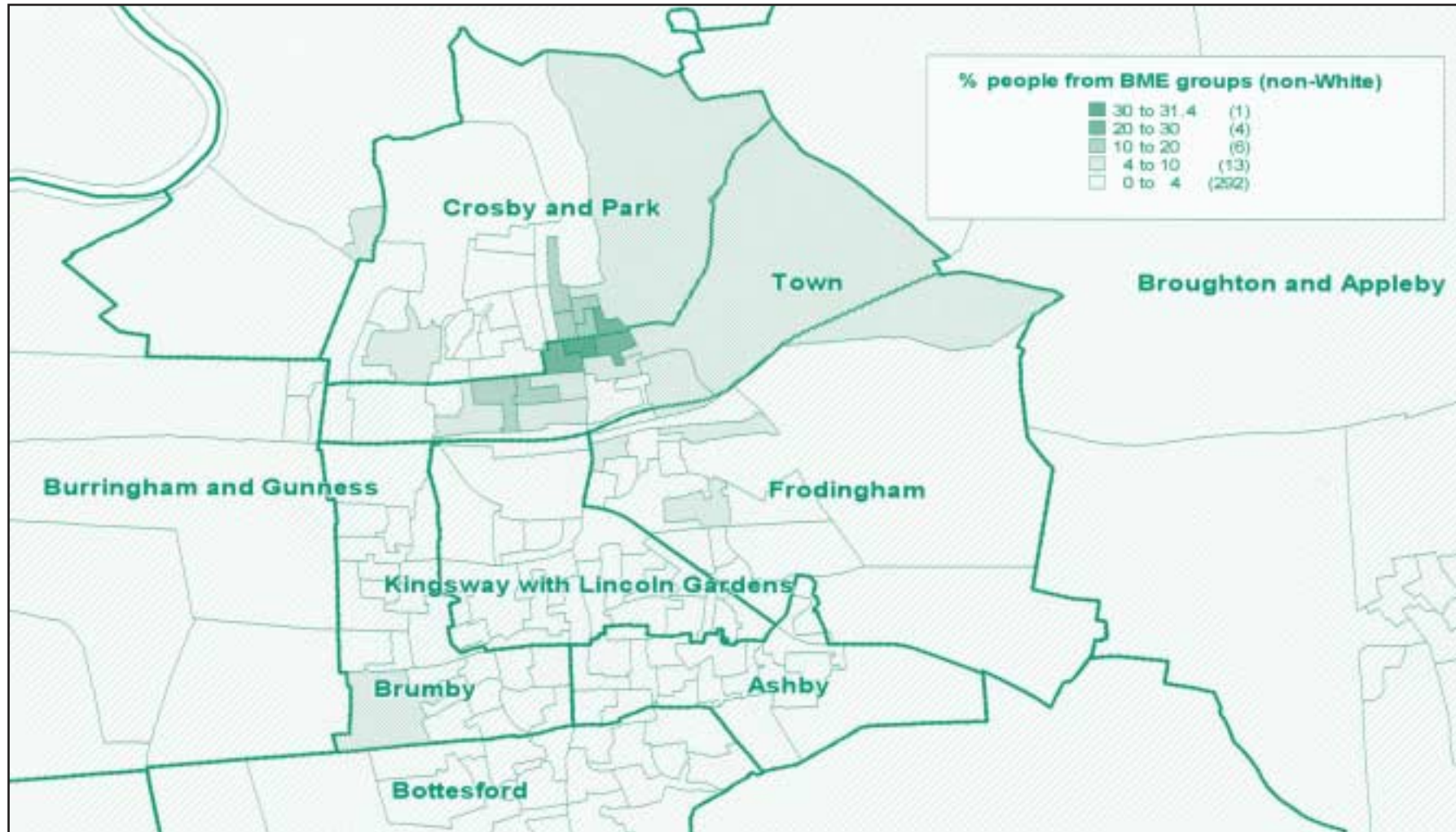
As Table 1.3 reveals, a relatively large proportion of virtually all minority ethnic groups are living in deprived housing situations (accommodation that is either overcrowded, or is in a shared dwelling, or does not have sole use of bath/shower and toilet, or has no central heating). The suitability of available and accessible accommodation was also the housing issue that raised most concern among the minority ethnic people interviewed. In particular, three problems were reported: overcrowding, poor living conditions and the relevance and appropriateness of accommodation to the needs of household members.

Table 1.3 Households Living in Deprived Housing Situations by Ethnicity

Ethnic group	Percentage	Number of households
White British	6.6	4,073
White Irish	9.3	53
White Other	10.6	65
Mixed Heritage	12.1	17
Indian	11.0	33
Pakistani	14.7	17
Bangladeshi	28.3	68
Other Asian	13.2	7
Black Caribbean	0.0	0
Black African	17.9	14
Black Other	0.0	0
Chinese	21.3	20
Other Ethnic Group	10.4	5

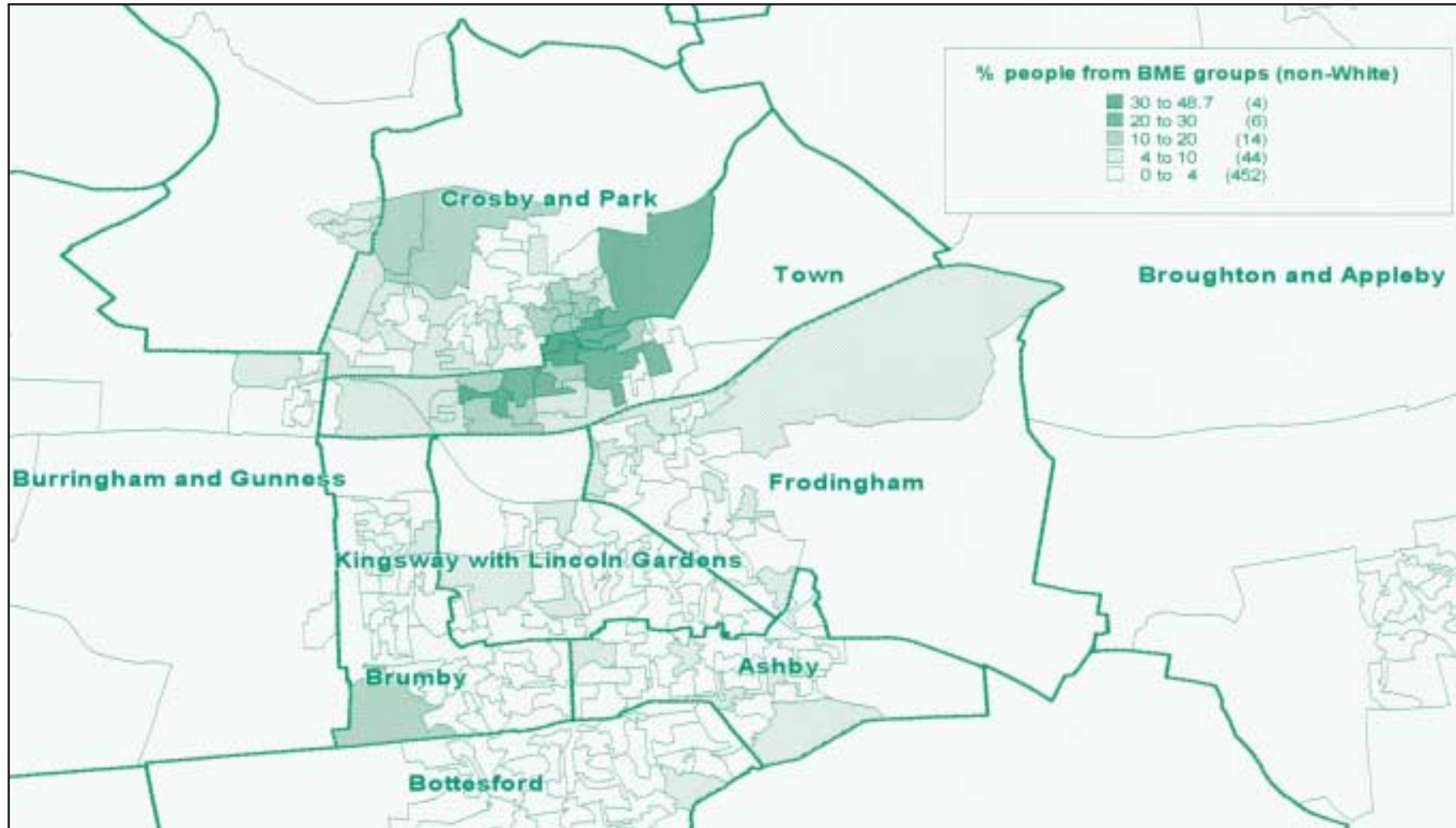
² For comparative purposes, Figures 1.2 and 1.3 refer to the non-White population (information is not available for 1991 regarding White Other or White Irish groups).

Figure 1.2 Distribution of the Minority Ethnic (Non-White) Population in Scunthorpe (1991)



Source: 1991 Census LBS, Crown Copyright 1999 and 2001 census Ward Boundaries. Crown copyright material is reproduced with the permission of the Controller of HMSO

Figure 1.3 Distribution of the Minority Ethnic (Non-White) Population in Scunthorpe (2001)



Source: 2001 Census Key Statistics and 2001 Census Ward Boundaries, Crown Copyright 2003. Crown copyright material is reproduced with the permission of the Controller of HMSO

1.3.1 Overcrowding

Table 1.4 reveals overcrowding to be a relatively common situation within the minority ethnic population of North Lincolnshire³. The reasons for these high levels of overcrowding are unclear. Section 1.2 has revealed different minority ethnic groups to be living in a range of housing situations (tenure, accommodation type and location). Why these groups should share a common experience of overcrowding is difficult to unpick. It is helpful, however, to remember that overcrowding reflects a fundamental mismatch between the size and composition of a household (age, gender and relationship) and the size of their accommodation (number of living rooms and bedrooms). Reflecting on this basic premise, an explanation begins to emerge.

Table 1.4 People Living in Overcrowded Accommodation by Ethnicity

Ethnic group	Percentage	Number of people
White British	3.4	4,927
White Irish	3.6	43
White Other	6.7	92
Mixed Heritage	3.0	11
Indian	8.7	79
Pakistani	17.4	72
Bangladeshi	26.1	268
Other Asian	11.0	17
Black Caribbean	0.0	0
Black African	12.2	24
Black Other	0.0	0
Chinese	22.2	61
Other Ethnic Group	7.9	10

Minority ethnic households are more likely to be living in either terraced housing or flat accommodation, where space is more restricted than in other sections of the housing stock. In the Crosby and Park ward, for example, 18 per cent of the White British population are living in terraced housing, compared to 37 per cent of the minority ethnic population. Minority ethnic households are also relatively large and a high proportion contain dependent children (Tables 1.5 and 1.6). It is, perhaps, not surprising, therefore, that minority ethnic households are more likely to be living in overcrowded situations. Overcrowding, however, is not necessarily inevitable merely because a population contains a relatively high proportion of larger households and families with dependent children. It also reflects the inability of households to resolve their overcrowding by moving into more appropriately sized accommodation.

³ Overcrowding, as defined by the Census of Population, relates to the actual number of rooms compared to the number of rooms 'required' by the members of the household (based on the relationships between household members and their ages).

Table 1.5 Average Household Size by Ethnicity

Ethnic group	Mean number of people per household
White British	2.35
White Irish	2.13
White Other	2.25
Mixed Heritage	2.67
Indian	3.02
Pakistani	3.44
Bangladeshi	4.30
Other Asian	2.85
Black Caribbean	1.91
Black African	2.63
Black Other	2.43
Chinese	2.83
Other Ethnic Group	2.57

Table 1.6 Households with Dependent Children by Ethnicity

Ethnic group	Households with dependent children (%)	Number of households
White British	30.6	18,886
White Irish	16.8	95
White Other	24.8	152
Mixed Heritage	49.7	69
Indian	52.5	157
Pakistani	71.2	82
Bangladeshi	76.8	184
Other Asian	42.3	22
Black Caribbean	15.8	6
Black African	37.3	28
Black Other	50.0	7
Chinese	40.7	39
Other Ethnic Group	51.1	24

Two key factors appear to be preventing households escaping overcrowding by accessing alternative accommodation:

- a number of service providers and minority ethnic respondents commented on the dearth of appropriately sized accommodation as a key factor restricting the housing choices of minority ethnic households in the district and resulting in problems of overcrowding. The housing stock in North Lincolnshire, like elsewhere in England, has been built to accommodate the needs a particular household form - the

‘traditional’ family unit - with many properties being three-bedroom dwellings. Bringing this stock profile more in line with the shifting demographic profile of the area, be this the rising number of single person households or increasing presence of larger households, is a slow process, even once these needs have been recognised.

- many minority ethnic households are encountering problems accessing alternative accommodation, even when willing to fragment into smaller household units in an attempt to resolve overcrowding. These difficulties are discussed in more detail in subsequent sections, but include low incomes and deprivation, the availability of appropriate accommodation (size, design, layout) in relevant locations, the policies of certain landlords and the language barrier that can limit engagement with some housing providers. Limited understanding and awareness of available opportunities and access routes into different sectors of the housing market and personal experiences or second-hand accounts of problems with particular landlords also serve to restrict housing choices. These factors impact on different minority ethnic groups in different combinations, but the net result was found to be the same; constrained housing choices that restrict opportunities for escaping overcrowding.

1.3.2 Living Conditions

It is difficult to say with any certainty what proportion of the minority ethnic population are experiencing poor living conditions that might be hazardous to health and well-being, the Census providing little insight into the living conditions of households from different minority ethnic groups. The 71 minority ethnic people interviewed, however, reported a host of problems with the physical condition of their living environment, including:

- problems with damp and condensation
- ineffective heating systems
- poor insulation around doors and windows
- hazardous situations, including broken and loose windows
- inadequate or malfunctioning facilities, such as showers
- poor quality repairs and maintenance

Some respondents also suggested a direct connection between the health of household members and living conditions. A link often assumed to exist was between problems with damp, condensation and water penetration and ineffective insulation and heating systems, and breathing problems and childhood asthma.

Front line advice workers and link officers suggested that council tenants are living in some of the worst conditions in the district. These perceptions were based on knowledge of or involvement in a number of cases where tenants had pursued legal action against the council in response to poor living conditions. Many of the 15 minority ethnic respondents known to be council tenants also reported considering or actively seeking

advice from a solicitor, the local link office or the Citizens Advice Bureau in the hope of forcing the council to undertake what were reported to be urgent repairs and essential maintenance.

Some of the council tenants interviewed were unaware how to report problems to the housing department, while others recounted difficulties informing their landlord of the need for repairs and maintenance, due to language difficulties. These respondents reported being reliant on family and friends to report problems. In one instance, a Bangladeshi woman recounted how a family member had reported a problem to the council, but when the maintenance staff came to her house she was alone and was not able to tell them what repair work was needed. There were also instances of respondents receiving a hostile response when they did attempt to inform their landlord of problems with the repair and condition of their property, one Somali women, for example, recounting how she was told to “*speak good English*” when she attempted to report a problem to the local authority. A reported consequence of these various problems is that minor problems can sometimes develop into more major concerns.

Council tenants were not alone in their experience of poor living conditions. Somali, Chinese, and Bangladeshi respondents living in the private rented sector all commented on the failure of their landlord to maintain their accommodation to a reasonable standard. Respondents living in owner occupied accommodation also reported problems with living conditions, pointing to the difficulties of financing repairs and maintenance, when already struggling to meet mortgage or loan repayments on a low income. Some of the 10 Chinese people interviewed, for example, talked about wanting to enter council housing in an attempt to access better living conditions. In contrast, some Bangladeshi respondents reported that they had stretched themselves financially in order to escape poor conditions in council housing, as well as to fulfil a personal desire to own their own home. Having moved into properties at the bottom end of the housing market and often in a poor state of repair, these respondents were slowly upgrading their accommodation to better suit the size and needs of their household. In the meantime, unaware about or unable to access home improvement grant funding, they were ‘putting up’ with poor living conditions.

It is not possible to say with any certainty that minority ethnic households, in general, or any specific ethnic group, in particular, are living in worse living conditions than the majority, white British population. At least three factors, however, suggest that minority ethnic households are more likely to be experiencing poor housing conditions:

- the clustering of certain minority ethnic groups (for example, the Bangladeshi, Pakistani and Black African populations) in the Crosby area, which is characterised by an aging housing stock acknowledged as being in an increasing state of disrepair, one council officer suggesting that one in eight properties in the area provide poor living conditions.

- the relatively high proportion of certain minority ethnic groups (Bangladeshi and Black African) living in council and private rented accommodation, where poor living conditions were reported to be more common and extreme.
- the limited support available to home owners unable to finance the maintenance and repair of their property.

1.3.3 The Relevance and Appropriateness of Accommodation

Problems regarding the relevance and appropriateness of accommodation, above and beyond the issues of size and condition, fell into two broad categories: cultural requirements and requirements associated with health status and disability issues.

Cultural Requirements

Accommodation designed around the historical needs of the archetypal family unit can often fail to provide adequate space, satisfactory living arrangements and the necessary number of bedrooms for minority ethnic households, particularly given the relatively high proportion of larger households with children (see Tables 1.5 and 1.6). Recognising these problems, the comments of most respondents, when asked if there were any problems with the suitability or appropriateness of their accommodation, focused on the size of their current housing. Some respondents, however, also pointed to specific socio-cultural requirements.

Somali and Bangladeshi respondents, for example, pointed to the needs arising from the reported tendency for children to stay at home longer and for older people to rely on family members for shelter and support, although it was also questioned whether such needs would exist if alternative and appropriate provision was more readily available and accessible to young people and older relatives. More specific requirements were also articulated by some respondents, although there was a tendency for respondents to prioritise basic requirements (reasonable living conditions and adequately sized accommodation). These covered many of the issues raised in the National Housing Federation's guide to housing design to meet multi-cultural needs (NHF, 1998)⁴, including:

- the requirement in some cultures for at least two living rooms, allowing men and women and younger and older people to socialise separately when necessary.
- the preference for a shower, instead of or in addition to a bath.
- larger kitchens, to accommodate bulk buying of produce, such as rice and vegetables, and efficient ventilation (Chinese and South Asian cooking, for example, generating more steam).

⁴ NHF (1998) *Accommodating Diversity: Housing Design in a Multi-cultural Society*. London: National Housing Federation.

- additional security measures to reduce fear and to provide greater protection from harassment and attack.

Health, Disability and Housing Requirements

The minority ethnic people surveyed reported a wide range and high incidence of mental and physical health problems and disability issues, challenging the impression given by the Census that many minority ethnic groups are less likely to experience limiting long term illness or disability. Of the 51 respondents who supplied information about their current health status, half (24) reported experiencing long term health problems, including:

- mobility problems
- heart problems
- diabetes
- visual impairment
- hearing problems
- genito-urinary problems
- respiratory difficulties
- aching joints and muscles
- epilepsy
- asthma
- stress and nervous depression

These health problems and impairments were found to be impacting on minority ethnic housing requirements in at least three ways:

1. **The need for adaptations to current accommodation** - some respondents referred to the need for adaptations to their current accommodation to allow a household member with mobility problems or a disability to cope more easily in and around their home. Examples of such adaptations include downstairs showers, access ramps into and out of the property and stair lifts. Some owner occupiers reported difficulties satisfying the necessary criteria to access grant funding to adapt their accommodation:

"I tried to get some [adaptations], I'm not registered disabled, the safety bars to the bath and all that and they said 'you're not registered disabled, you go for medical exam, you can walk, you can wash yourself and all this, that is why you don't have'. I said 'fair enough.'"

Yemeni man, aged 64, living in owner occupied accommodation and suffering with mobility problems, breathing difficulties and a hearing impairment

There were also examples of council tenants having to wait long periods before adaptations were undertaken:

"...my mother moved in with me. She had a stroke and I applied for a bath, a shower, a toilet downstairs and it took them [council] that long. She was with me 18 months and they came to do it the day she died."

Pakistani woman, living in council housing

It was also pointed out by one respondent, who was living in owner occupied accommodation and whose family had successfully applied for a grant to fund adaptations, that such provision should not be viewed as a one off, as needs and requirements can change through time, for example, as a person's condition changes or deteriorates. This respondent also pointed to the difficulties of affording the maintenance of adaptations that might initially have been funded by a grant or loan.

2. **The need for support to live independently** - a sizeable minority of respondents were coping with the challenge of living independently with health problems or a disability or providing support and care to a friend or relative without assistance from statutory services. The reasons for the lack of engagement with formal service provision, for example, provided through Supporting People, is unclear, although some respondents were unclear or unaware what support was available and how it might be accessed. In some instances, however, current arrangements appeared untenable and respondents reported the need for formal care and support if people were to continue to live 'independently'. It would also appear that this need is likely to increase, given the very young age profile of the minority ethnic population.
3. **The need for specialist accommodation** - a small number of respondents expressed the need to move to more suitable accommodation. Some respondents saw moving house as a means of resolving a particular problem, a Somali woman, for example, wanting to move out of her flat and into a house, so that her husband, who has mobility problems, is more able to get out and about. Some older respondents and younger respondents looking after older relatives challenged the assumption that the cultural norm is always for multi-generational households to live together, and talked about the urgent need for access to appropriate sheltered or supported accommodation for older people. Once again, many respondents appeared unaware or unclear about whether such provision was available within the area and how it might be accessed. This finding would appear to help explain why, despite evidence of unmet needs, a social landlord interviewed by the research team reported problems filling a sheltered scheme intended to accommodate older minority ethnic people.

1.4 Choices, Constraints and Housing Outcomes

The minority ethnic respondents interviewed typically expressed housing preferences little different to the aspirations that any household might be expected to report. All

wanted a home appropriate to the size and needs of their household that is in a decent state of repair. Many made specific reference to home ownership and emphasised the importance of living in a neighbourhood that provides a good quality of life and where key resources (schools, health services, shops and such like) are readily available. Previous sections have revealed that the situations and experiences of minority ethnic households in North Lincolnshire often fall short of these aspirations. This deficit between aspirations and outcomes is the consequence of the interplay between a series of choices and constraints, which different groups are accepting, accommodating and resisting in different ways. The result is the diversity of experiences revealed in Section 1.2.

Examining this complex interplay of choices and constraints, two particular factors emerge as casting most light on the housing outcomes of minority ethnic households and common patterns and particularities within and between different ethnic groups: access to different tenures and the influence of location on housing outcomes.

1.4.1 Understanding Tenure Situations

A series of factors are informing the tenure situations of minority ethnic households and different combinations of these factors appear to be impacting on different minority ethnic groups and other population groups (young people, older people, single people, lone parents and such like) in a variety of ways, informing the diversity of tenure situations revealed in Section 1.2. These factors can be usefully understood by considering each tenure in turn:

1. **Owner Occupation** - access to owner occupation is dependent upon a household possessing adequate capital to purchase a property outright or income to resource mortgage repayments. Low incomes and high levels of deprivation restrict access to owner occupation for many minority ethnic households. A small number of respondents also commented that, while they might be able to afford to access owner occupation, they would only be able to secure a property at the lower end of the market likely to be in a state of poor repair and would struggle to afford to improve the property to a reasonable standard.

Concerns were also voiced about affording the ongoing cost of repairs and maintenance. Picking up on this issue, some Chinese respondents reported wanting to move out of owner occupation and into the council sector, in an attempt to limit their spending on housing and secure better living conditions. In contrast, some Bangladeshi home owners reported that poor living conditions were a price worth paying for being in owner occupation. Some of these respondents also questioned whether conditions in the social rented sector were significantly better than what they were 'putting up' with whilst slowly renovating their property. Finally, a small number of respondents commented that their goal is to be a home owner and their most

realistic way of gaining access to the sector is buying a council house as a sitting tenant.

2. **Council Housing** - difficulties affording owner occupation force many minority ethnic households to live in rented accommodation. As revealed in Section 1.2., the proportion of different minority ethnic groups living in different sectors of the rental market varies considerably. There are, for example, relatively low levels of owner occupation within both the Bangladeshi and the Black African populations. The Bangladeshi population, however, are far more reliant on council housing than the private rented sector, whilst Black African households are far more likely to be renting from a private landlord. The reasons for these differences are unclear. What did emerge from discussions with minority ethnic people, however, were a host of reasons that help explain why people encounter problems accessing council housing:

- **understanding and awareness of how to access council housing and the bureaucratic rules and regulations governing the allocation of properties.** Respondents' understandings were not necessarily correct, but were still important in informing their actions. People were found to be often not approaching the local authority, for example, because they assumed that there was little hope of them being offered accommodation, even though some of these respondents were in severe housing need and might well be considered to be in high priority.
- **difficulties approaching the local authority.** These difficulties were found to be linked to both limited understanding of the application and allocation process and, for some respondents, difficulties communicating with the local authority because of language issues, which were reported to be compounded by the limits of current interpretation support in the district.
- **assumptions about the locational availability of council housing.** Respondents with no personal experience of living in council housing often assumed that there was no council housing in central Scunthorpe and, in particular, little council stock in the Crosby area. This assumption was often based on the perception that most council housing was located on large purpose-built estates, such as in Ashby.
- **negative experiences of living in council housing.** Some respondents were reluctant to consider living in council housing because of previous personal experiences of living in the sector or the second hand accounts of friends or relatives. The perceived poor condition of council housing was found to be a particular concern.
- **the bureaucratic rules and regulations governing access.** Some local authority officers suggested that the residency requirement (currently under

review) enforced by the local authority had disproportionately impacted on the minority ethnic population, people arriving in the district being forced to find accommodation outside the council sector, in the first instance, and, it was suggested, continuing to remain outside the sector even after they had lived in the district long enough to satisfy the criteria.

- **delays in the processing of applications and allocation of accommodation.** Although only two respondents reported problems associated with the length of time they had been required to wait before being offered a council property, there was a common perception that accessing council housing was a slow process. In contrast, private renting was reported to be quick and easy to access.

3. **The Housing Association Sector** - non-white minority ethnic households are more likely than other households in the district to be housing association tenants. In part, this fact appears to reflect the concentration of housing association stock in areas of the district where the minority ethnic population is clustered (3.4 per cent of the housing stock in the Town ward, for example, being housing association properties, compared to just 1.4 per cent of all properties across the district). This hypothesis is supported by the relatively low proportion of Irish and Chinese households (two relatively dispersed populations) living in housing association accommodation. The proportion of minority ethnic households living in the sector is still, however, very small. A majority of respondents were also unaware, uncertain or unclear about the housing association sector, what accommodation is available in different areas and how to gain access to the sector. This general understanding was apparent across all ages and ethnic groups. There were some instances of young people in housing need being completely unaware of the presence of housing association accommodation in their local area. More common, however, was a general misunderstanding or uncertainty about what the sector had to offer and how it might be accessed.
4. **Private Renting** - a relatively large proportion of all minority ethnic groups are living in private rented accommodation. Given this fact, it was striking that no respondents actively identified private renting as a tenure of choice. Indeed, many respondents, including the vast majority of private tenants interviewed, regarded the private rented sector as providing poor living conditions. Private renting appears to be a compromise position that people adopt because other preferred alternatives are not accessible. Respondents also commented that private rented accommodation is easy to access and readily available in specified locations. The rules of access, allocation and occupation are also easily understood. It is also possible that the presence of minority ethnic landlords makes the sector more readily accessible, people being more immediately aware of opportunities.

1.4.2 Locational 'Preferences'

The housing situations of the minority ethnic population in North Lincolnshire cannot be understood independently of residential settlement patterns and the factors driving locational preferences. Section 1.2 revealed the non-white minority ethnic population to be clustered in and around the Crosby area of Scunthorpe, with the exception of the Chinese population, which is dispersed across the district. This pattern of residential settlement has significant consequences for the housing outcomes of many minority ethnic households, limiting their choices to housing characterised by poor living conditions, limited availability of larger detached and semi-detached properties and relatively large private renting and council house sectors. Why, then, is the bulk of the minority ethnic population in North Lincolnshire clustered in central Scunthorpe? The immediate answer is that there are very real benefits associated with living in central Scunthorpe. As will be revealed, however, it is an over simplification to assume that clustering of the minority ethnic population is merely the result of preference and choice.

There is a long history of minority ethnic groups in England clustering in particular areas of towns and cities. Originally, these neighbourhoods provided cheap and accessible accommodation. Subsequent migrants gravitated toward these areas because of the mutual support and security provided by people from similar ethnic backgrounds. The comments of minority ethnic respondents in North Lincolnshire appear to confirm that these benefits remain key drivers of the residential settlement patterns of minority ethnic groups clustered in central Scunthorpe. Respondents did, however, also reveal some subtleties particular to the situation in Scunthorpe. These various benefits can be usefully understood by considering three broad issues:

1. **The benefits of living close to households of the same ethnic origin -** respondents talked about the benefits of living close to people from the same ethnic group, with a shared background and language, common culture and collective understanding. Ready access to networks of kith and kin was identified as a particularly important reason for living close to fellow community members. As well as being on hand to help out when needed, these networks were reported to represent an important source of advice and assistance, for example, when engaging with service providers. People with limited language skills talked about the importance of having friends and relatives on hand to interpret for them when dealing with their landlord, while a number of younger respondents talked about interpreting for older relatives with limited English language skills. Friends and relatives were also identified as providing a substitute service for people facing difficulties accessing formal support and assistance with social care and housing.

Living close to people from a similar ethnic background also appeared to be providing respondents with a sense of comfort and security and defence from persecution, harassment and racism. Population clustering also serves to provide a critical mass of

demand capable of sustaining key facilities, such as community-led services, religious facilities and shopping opportunities, as well as prompting local statutory agencies to recognise and sensitise provision to the needs of group members.

2. **The benefits of living within a relatively large minority ethnic population** - some respondents identified benefits associated with living in an area with a relatively large minority ethnic population, as distinct from the benefits associated with living close to people from the same ethnic group. In particular, some smaller minority ethnic groups appear to be able to tap into resources and opportunities that would not be available in the area were it not for the presence of other minority ethnic groups. Somali Muslims, for example, talked about worshipping at the Bangladeshi or Pakistani mosques in Crosby. The clustering of different minority ethnic groups also appears to provide a critical mass of demand that has resulted in certain local services making greater effort to understand and respond to the requirements of minority ethnic people. Finally, some respondents talked about feeling more at ease and comfortable living in an area where they did not readily stand out merely because they were not White. It was also suggested that, as a consequence, minority ethnic people are less likely to be the victim of harassment or abuse in Crosby than in other parts of the district.
3. **The practical benefits of living in central Scunthorpe** - a large minority of respondents talked about the practical benefits of living in Crosby. Women, in particular, talked about the importance of key services and facilities - shops, health services, schools - being within walking distance, given their responsibility for managing the household and looking after dependent children and relatives with health problems. Levels of car ownership are also very low within certain minority ethnic populations (for example, the Bangladeshi and Black African populations), forcing people to rely on services and facilities accessible by public transport or within easy walking distance.

Living in and around the Crosby area has very real benefits for members of a number of minority ethnic groups. It is an over simplification, however, to suggest that the clustering of different minority ethnic groups is therefore a reflection of preference and choice. This fact was revealed when respondents were asked about their attitude to the idea of living in other neighbourhoods in Scunthorpe or other areas of the district. Respondents commonly identified two key issues that were actively constraining their locational choices and restricting their ability to consider living in other areas.

First, many people reported that it would be difficult to leave central Scunthorpe because it is the only place in the district that various key resources vital to them managing a host of challenges that they encounter living in North Lincolnshire are available. Living in Crosby is effectively part of a coping strategy that helps households deal with various challenges, such as problems accessing formal service provision, and limiting the

likelihood of encountering difficulties, such as racial harassment. In summary, despite offering limited housing options and poor living conditions for many people, the positives of living in Crosby appear to outweigh the negatives for many minority ethnic households. This is not to say, however, that this balance will not shift as the context changes, as will be revealed in Section 1.5.

Second, respondents possessed heavily racialised notions of space, with certain neighbourhoods often being referred to by younger respondents as ‘hostile’, ‘white’ or ‘racist’. Concerned about both the likelihood of harassment and persecution and their ability to deal with such problems when isolated from other minority ethnic households, many respondents reported being unsure about living outside central Scunthorpe. Particular areas of Scunthorpe that were often mentioned as being hostile or ‘more racist’ were Ashby, Westcliffe and Riddings.

Minority ethnic households therefore face various problems accessing accommodation in different sectors of the housing system. Many of these problems are shared with households of all ethnicities who are living on low incomes, coping with deprivation and unaware of, or unclear about different housing opportunities. The housing situations of minority ethnic households, however, appear to be shaped by an important additional factor; the locational constraints that are limiting housing options of many households to the opportunities available in a relatively small area of central Scunthorpe where living conditions are reported to be poor, tenure options are limited and terraced accommodation and flats are more common.

1.5 Changing Demand

The preceding discussion has provided a descriptive overview and evaluation of the factors underpinning the current housing situations of the minority ethnic population in North Lincolnshire. Commonalities and differences within and between different minority ethnic groups have been revealed and experiences shared on the basis of age, gender and health status spotlighted. It is important, however, that these situations and outcomes are not regarded as static and never changing. The aspirations, preferences and actions of minority ethnic groups are shifting and changing in response to variations in needs, requirements and opportunities. This section looks at these dynamics in an attempt to forecast future housing demand.

1.5.1 Factors Driving Changing Demand

Five factors emerged as likely drivers of changing housing demand within the minority ethnic population in North Lincolnshire: quality of life concerns and problems in the local neighbourhood; generational shifts in aspirations and preferences; demographic patterns and; shifting tenure preferences.

1. **Quality of life concerns and problems in the local neighbourhood** - although (Bangladeshi, Pakistani, Indian and Black African) respondents talked at length about the positive aspects of living in Crosby, this did not mean people were not experiencing problems living in the area. Indeed, the majority of respondents resident in Crosby pointed to a series of problems and difficulties encountered on a regular basis - drug related activities, prostitution, crime and anti-social behaviour, racial harassment and poor environmental conditions - which were having a serious impact on their quality of life and well-being. There was a general consensus that these problems were intensifying and the neighbourhood was becoming a worse place to live:

"...where I live is like a very bad area, all druggies and that."

Dubainian male

"...we are getting loads of druggies round this area, I don't know where they're coming from, there wasn't any there before, and lately we have had police raiding the houses and all sorts and making bad into Crosby area."

Indian male

"From when I grew up to now there's a lot of crime, a lot of drugs, there's prostitution that's starting around this area, so it's not really pleasant cause when I went to University, that was like four years ago, coming back there's been some dramatic change, you know, you're seeing burglaries and you're seeing people getting mugged, old people, and it's not really very pleasant."

Somali male

The reported increase in these problems was resulting in some, particularly younger, people questioning whether their future lies in Crosby:

"I'm quite a family person, do you know what I mean, I like to be close to my Mum and things like that so obviously, you know, she's getting older and things like that so obviously I want to be there for her, but I don't think long term I could stay in the Crosby area, I do know that. I'm a professional myself so I'm looking to, but then again also you've got the community ties here as well, it's a real struggle you see. Whether to go outside and people thinking 'oh he thinks he's moving out of the way' or stay in the close knit community but then again the standard of housing in this area, it's quite, it's not really that good. There's certain areas, certain few houses that you know, quite a good standard of building and that's like that but also the area, for the money you're paying for them you could have get a slightly similar sort of house but in a different sort of area, less crime, less things like that..."

Somali male

In effect, emerging problems appeared for some people to be tipping the balance between the pros and cons of living in Crosby in favour of moving out.

- 2. Generational change** - many of the younger people interviewed suggested that their housing aspirations could not easily be satisfied in the Crosby area and that they were therefore keen to move outside the neighbourhood. This conclusion appeared to be founded on concern about the quality of life on offer in the neighbourhood and the housing opportunities available. To understand this generational shift it is important to realise that the hopes and aspirations of these young people are informed by issues other than their ethnicity. Young minority ethnic people have multiple identities. As well as being Pakistani or Somali, for example, they might also be young professionals who have been to university. The majority of young minority ethnic people in the district have also been born and raised in the UK, if not Scunthorpe, and therefore draw on the cultural particularities of school friends, business colleagues and wider society, as well as their family and community. The comments of one young Somali respondent capture this point well:

"...it's like, you've got two different perspectives as well, you've got to look at the actual, the older generation and people that have come into the Country now, but also the third and fourth generations we've got, they're adapting more, they know about services, they've got their own transport, they're able to access everything and they're just living day to day lives."

This comment spotlights a further issue, the fact that younger people might be more aware and able to access service provision and better resourced to maximise their opportunities in the housing system. One possible consequence is a resultant shift in tenure options, as younger people negotiate access to opportunities that older generations were unaware of or unclear how to access.

- 3. The demographic challenge** - the minority ethnic population of North Lincolnshire is very young. A relatively small proportion of virtually all minority ethnic groups are over 60 years of age and very high proportion are dependent children. This age profile represents a demographic housing time bomb. First, the high proportion of children within the minority ethnic population suggests the rate of new household formation and demand for family housing will increase dramatically over the next ten to 15 years, as children grow up, form families and have children of their own. Second, as the minority ethnic population ages, there will also be an increase in the number of older minority ethnic people.
- 4. Changing tenure preferences** - two factors emerged as potential reasons why the tenure profile of the minority ethnic population might shift in coming years. First, younger respondents were generally more aware of a wider range of tenure options available in the district and how to access different sectors of the local housing market. Second, people living in council housing and private rented accommodation were particularly dissatisfied with their housing situation and voiced greater desire to move house. Although dissatisfaction does not necessarily result in people moving, it

was apparent that personal experience or second hand accounts about poor living conditions in council housing and the private rented sector were discouraging some households from considering these sectors.

5. **Overcrowding and poor housing conditions** - the very high levels of overcrowding experienced within virtually all minority ethnic groups represent a reservoir of unmet demand that will likely be released if relevant, appropriate and accessible accommodation is provided. Failure to tackle poor living conditions will also likely prompt many households to improve their situation by searching out alternative accommodation, in an area or tenure where conditions are thought to be better.

1.5.2 Implications of Changing Demand

The four bundles of issues identified above as factors driving changing demand for housing in North Lincolnshire within the minority ethnic population are likely to have a number of diverse consequences, impacting on different neighbourhoods and tenures in different ways and presenting housing providers with the challenge of responding to a very different needs profile in future years.

Locational Consequences

Quality of life issues and shifting aspirations and expectations among younger respondents appear to be driving a declining commitment to the Crosby area among young minority ethnic people. One potential consequence is that the Indian, Bangladeshi, Pakistani and Somali populations, for example, will follow in the footsteps of previous groups, including the Irish and Polish populations, and disperse outwards from the Crosby area. Indeed, as revealed in Section 1.2, the Indian population is already dispersing, comparative analysis of settlement patterns from 1991 and 2001 revealing movement along Doncaster Road and adjacent to the hospital. Somali and Bangladeshi respondents also talked about wanting to move to the periphery of the Crosby area, in order to improve their housing situation and enhance their quality of life, whilst still being able to tap into the resources available in Crosby and be close to friends and relatives. A small number of respondents also indicated a willingness to consider looking further a field, in adjacent areas that provided a better quality of life and a wider choice of housing but also allowed easy access to Crosby by car or public transport.

This process of dispersal raises some major questions about the future sustainability of the Crosby area. In particular, there is a real danger that the area will lose households and groups that have, through their commitment to the area, historically provided a degree of stability that has been key in sustaining the neighbourhood in the face of problems - poor living conditions, problems with drugs and prostitution, increasing churning of the population - that have tipped similar neighbourhoods in other towns and cities into decline. This said, the demographic situation suggests that dispersal is a necessary prerequisite for the Crosby area to cope with the level of household formation

and rising demand indicated by the age profile and household composition of the minority ethnic population. Even then, there is the possibility that household formation could outstrip supply, intensifying the problems of overcrowding and poor living conditions experienced by some minority ethnic households.

Tenure Implications

The changing tenure preferences highlighted above already appear to be impacting on demand for different sectors of the housing market from within the minority ethnic population:

- **council housing** - comparative analysis of the 1991 and 2001 Census reveals a decline in the proportion of minority ethnic households in the council rented sector during this ten year period. In particular, Black or Black British groups (Caribbean, African and 'other'), as well as Indian, Other Asian and Chinese populations, are all less likely to be living in council housing in 2001 than they were in 1991. Discussions with minority ethnic people, however, suggested the future was difficult to predict. First, there was an apparent desire among a number of Chinese home owners to move into the council sector, because of difficulties affording to maintain their property and service their mortgage. Demand from Chinese households is likely to be dispersed across the district. Second, although the proportion of the Bangladeshi population resident in the council housing sector increased between 1991 and 2001, a number of Bangladeshi households had either left the sector or were wanting to leave the sector in response to poor housing conditions.

The consequence of households acting on these expressed intentions would be reduced demand for council housing in Crosby. Demand for council housing in Crosby could also increase, however, for example, following a programme of improvement in stock condition, as a result of efforts to increase sensitivity to the situations and requirements of minority ethnic households in service provision and as a consequence of improving awareness and understanding of how to access council housing among minority ethnic households, in addition to demand generated by new household formation. Some respondents also expressed a preference for council housing because of the possibility of buying their own home through the Right to Buy programme.

- **housing association sector** - increasing awareness of the housing association sector among the minority ethnic population and reported dissatisfaction with living conditions and the landlord service among council and private tenants indicates the likelihood of increasing demand for housing association accommodation. This would continue a trend revealed by the Census data.
- **owner occupation** - the vast majority of minority ethnic respondents reported wanting to own their own home. Financial barriers, however, appear to be preventing

many minority ethnic people from entering owner occupation. Indeed, the level of home ownership within most minority ethnic groups actually decreased between 1991 and 2001. The interviews, however, revealed younger people who had pursued further and higher education and were now in skilled, technical or professional and managerial occupations that were providing them with the resources to access owner occupation.

- **private renting** - private renting, for most minority ethnic households, represented a tenure of compromise, rather than choice. There is little reason to suggest this situation will change. Demand for the sector is therefore likely to continue being driven, first and foremost, by the experiences of minority ethnic households in other sectors of the housing market.

Needs and Requirements

The demographic profile of the minority ethnic population indicates increasing demand for particular types of housing:

- the projected future increase in the number of older minority ethnic residents suggests rising demand for relevant accommodation, including adaptations to existing accommodation, as well as sheltered and supported accommodation.
- as the minority ethnic population ages there will be an associated rise in health related needs and result in rising demand for social care and support. Demand for social care is also likely to increase as a result of increasing appreciation of available service provision and how to access support among younger people looking after older relatives.
- the projected increase in household formation is likely to result in increasing demand for family housing. In some instances, this will need to be larger housing, able to accommodate multi-generational families. It is important to note, however, that some respondents pointed out that multi-generational families are not always living together out of preference or cultural requirement, but because of necessity, for example, given problems of older people and younger family members accessing relevant, appropriate and affordable accommodation.

Finally, it is important to remember that the very high levels of overcrowding within virtually all minority ethnic groups within the district indicate a reservoir of unmet need that will likely be released by any attempt to facilitate improved access to existing housing opportunities in the district for minority ethnic households, to open up new opportunities in non-traditional locations or to provide more appropriate accommodation, through either redesign, rehabilitation or new developments.

1.6. Service Provision and Delivery

The discussion above has touched on various difficulties encountered by minority ethnic households in North Lincolnshire accessing key services, such as housing and social care. Exploring this issue in more detail during discussions with community organisations, local service providers and minority ethnic people revealed inadequacies in existing service provision and suggested that many statutory agencies are either failing to reach or adequately sensitise provision to the experiences and needs of minority ethnic households. Underpinning these inadequacies was a failure to fully appreciate and understand the situations, experiences and requirements of different minority ethnic populations living in North Lincolnshire, as indicated by three key findings:

1. **Monitoring and analysis of minority ethnic experiences and outcomes** - monitoring is necessary to review progress on equal opportunity commitments, to identify failings in policy and practice and to direct reform (Robinson et al., 2002)⁵. Many local service providers, however, did not collect or were unable to provide ethnic monitoring data and were relying on anecdotal impressions and perceptions to inform their understanding and service response to the needs of the local minority ethnic population.
2. **The provision of culturally sensitive services** - service providers appear to possess limited understanding or cultural awareness relevant to the minority ethnic populations resident in the district. There was little awareness of the ways in which institutional practices might indirectly discriminate against or negatively impact on minority ethnic groups. In some instances stereotyped assumptions were in evidence and there was a tendency to regard the local minority ethnic population as a single, homogenous group. There were instances, for example, where service providers were referring to the minority ethnic population, when clearly they were actually referring to the Bangladeshi population, who represent only 27 per cent of the non-white population of North Lincolnshire. The lack of cultural sensitivity did not appear to be helped by the very small number of people from different minority ethnic groups working for key service providers, both in managerial and front line positions.
3. **The language barrier** - there appears to be problems with the accessibility of formal interpretation provision in North Lincolnshire. A language barrier therefore exists between minority ethnic people with limited English language skills and key service providers, restricting access to services and limiting communication with agency staff, unless able to call on a friend or relative to provide interpretation support. Neither are front line staff always appreciative of the difficulties caused by language issues for some minority ethnic people and in some instances were reported to be rude and offensive. A Somali woman, for example, recounted being told to 'speak good English' when she tried to contact the local authority to report a problem with her council house. Another respondent reported problems reporting a crime to the

⁵ Robinson, D., Iqbal, B. and Harrison, M. (2002) A Question of Investment. From Funding Bids to Black and Minority Ethnic Housing Opportunities. London: Housing Corporation.

Police because of language issues, the police officer telling her that he was unable to record the incident unless she could find someone to interpret for her. Consequently, the crime was not recorded or investigated.

Targeted or specialist provision has emerged in many other towns and cities in response to the kinds of problems highlighted above. The black and minority ethnic movement, for example, has been recognised as providing a series of potential benefits, including the provision of culturally competent housing services, effective channels for the local participation of minority ethnic groups, the creation of opportunities for training and employment and improving cultural sensitivity and competence across the sector, through partnership working with other organisations (Robinson et al., 2002). Few of these benefits appear to have accrued to minority ethnic households in North Lincolnshire, however. There is no registered BME-led housing association active in the district. There are a number of minority ethnic-led community groups, often seeking to represent or meet the needs of particular minority ethnic groups. Few, however, appear to have the capacity or expertise to address the range and extent of housing issues revealed to exist by this study within the different minority ethnic groups in North Lincolnshire. The improvements to mainstream provision that have been recognised to have occurred in other towns and cities through the involvement of minority ethnic-led agencies in service delivery (such as interpreting services or advice) or staff training around cultural sensitivity have therefore, largely, passed the minority ethnic population of North Lincolnshire by.

Part 2: Recommendations

2.1 Introduction

Part 1 has provided various insights into the situations and experiences of the different minority ethnic groups in North Lincolnshire, which have until now remained hidden from the view of policy-makers and service providers. In doing so, light has also been cast on some of the particular challenges and problems encountered by minority ethnic households living outside the major towns and cities of England where research attention has been focused and targeted provision has been concentrated.

This chapter draws on these insights (and the detail profiles contained in Part 3) to offer a series of recommendations about how local policy, provision and service delivery might better understand and respond to the housing situations and requirements of different minority ethnic groups. Many of these recommendations will be relevant to other districts across England with small but growing minority ethnic populations, whose situations and experiences are currently hidden and whose needs are often neglected by local service providers. Some recommendations, meanwhile, demand the attention of regional and national agencies, including Regional Housing Boards, the Housing Corporation and the Office of the Deputy Prime Minister.

Discussion is divided into four sections, each outlining the key challenges and principal objectives to be met and the developments and interventions to be actioned in response:

- understanding minority ethnic housing needs
- cultural sensitivity in service provision
- meeting demand, extending housing choices
- organisational challenges and developments

2.2 Understanding Minority Ethnic Housing Needs

Challenge:

- piecing together an understanding of minority ethnic housing situations, aspirations, experiences and needs
- identifying failings and informing the reform of policy and provision

Objective:

- avoiding (direct and indirect) discrimination
- fulfilling the general duty of promoting equality of opportunity

Recommendation 1: Ethnic Monitoring

North Lincolnshire Council has a key role to play in fostering a culture of performance monitoring and service review and revision in relation to the provision of housing opportunities to different ethnic groups in the district:

- all forms of review and evaluation of situation and circumstances - housing needs surveys, house conditions reviews, quality of life evaluations and neighbourhood renewal profiles - should consider the experiences of different minority ethnic groups.
- all forms of service provision, from the allocation of home improvement grants, through to all aspects of the rehousing process - offers and refusals, tenancy duration, reasons for terminating a tenancy - should be ethnically monitored.

As well as allowing improved understanding of the housing pathways and outcomes of minority ethnic applicants and tenants, ongoing monitoring is essential to the review and reform of service provision to ensure there are no racialised inequalities in access to services, including social housing.

Recommendation 2: Recognising Diversity

Monitoring of service user experiences and outcomes should employ ethnic categorisations that go beyond the standard Census categories and respond to the increasing diversity of the minority ethnic population in North Lincolnshire. Currently, long standing minority ethnic populations in North Lincolnshire, such as the Somali community, and more recent arrivals, such as the Iraqi and Iranian populations, are not recognised as distinct groups within the ethnic classification used by most service providers. As a result, their experiences remain hidden and denied.

It is important that this new classification is under constant review, and is revised in response to the changing profile of the local minority ethnic population. To this end, the

Council will need to be in touch with local service providers and front-line officers, who will likely be the first to become aware of the settlement of new groups in the district.

2.3 Cultural Sensitivity in Service Provision

Challenge:

- recognising diversity within the minority ethnic population
- opening up opportunities and services to all
- ensuring provision is relevant and appropriate

Objective:

- tackling inequalities in housing choices and outcomes

Recommendation 3: Proofing Policy and Provision

Social landlords should engage in the ongoing proofing of all aspects of policy, provision and service delivery to the situations and requirements of minority ethnic households. In particular, the research findings point to the importance of social landlords:

- considering the relevance and appropriateness of the marketing and advertising of the sector, given limited awareness, uncertainty and misunderstanding of available opportunities among some minority ethnic people.
- revisiting needs criteria to ensure that they take account of the particular needs and priorities of different minority ethnic groups, which can often lie outside traditional definitions of need.
- reviewing the differential impact of the local connection / residency criteria and other allocation practices on different population groups, to avoid indirect discrimination and ensure equality of opportunity.
- considering the extent to which tenancy offers acknowledge the locational preferences and constraints within which many minority ethnic households make their housing choices.
- contemplating whether adequate tenancy support and procedures for managing emerging problems, including the experience of harassment, are available to minority ethnic people moving beyond traditional areas of settlement and, if not, how such services might best be delivered.
- reviewing the accessibility of all landlord services, particularly to minority ethnic tenants with limited English language skills.

It is also important that landlords monitor the consequences of any reforms, to identify where progress has been made and where problems still exist.

Recommendation 4: Cultural Awareness

Cultural relevance and appropriateness must be integral to the delivery of all housing management functions. Only if all elements of social landlord service delivery are sensitive to the situations and requirements of different minority ethnic groups will the negative perceptions and experiences discouraging some people from approaching certain landlords and restricting their housing choices be tackled. Understanding of the situations, wants and needs of different minority ethnic groups is therefore vital across the staff base of the local authority housing department and all housing associations. To this end, cultural awareness training might prove beneficial.

Recommendation 5: Staff Diversity

North Lincolnshire Council and housing associations active in the district should strive to ensure that their staff base reflects the diversity of the local population. Only by employing people from all sections of the local population will social landlords have any chance of recognising and responding to the concerns and priorities of all groups in the district and ensuring cultural sensitivity and appropriateness in service provision. A starting point might be to recruit particular officers to liaise with specific groups.

Recommendation 6: Social Care

There is an urgent need for social care agencies to better understand and respond to the hidden and, apparently, largely neglected needs of minority ethnic households. Particular challenges include:

- ensuring that the development of Supporting People provision in the district appreciates and responds to requirements that are largely hidden from view and often being met through reliance on friends and relatives.
- developing accessible routes into social care and support services for minority ethnic people, who often do not engage with key referral agencies and are unaware or unclear about what support is available and how it might be accessed.
- providing advice and assistance to friends and relatives, who often play a key role in facilitating engagement with formal service provision.
- responding in an appropriate and sensitive manner to rising demand for social care services, including in-home adaptations, sheltered developments and supported accommodation, as a result of the aging of the minority ethnic population and people becoming better equipped, more able and more likely to seek formal assistance with their needs.

Recommendation 7: Interpretation Support

There is an urgent need for appropriate and accessible translation and interpretation services in North Lincolnshire. The language barrier is restricting access to key services - housing, social care, health care - for many, particularly older, minority ethnic people. Some service providers suggested that interpretation support was available in the district, but the minority ethnic people interviewed suggested that available provision is either unknown or inaccessible to many. There is therefore a pressing need for a review of what support is available, how it is advertised, its relevance and accessibility in different situations and its coverage of the different community languages spoken in the district.

It is also important that interpretation and translation services keep pace with the changing profile of the local minority ethnic population and languages spoken.

Recommendation 8: Locational Awareness When Targeting Interventions

The patterns of residential settlement of the minority ethnic population in North Lincolnshire and, in particular, the clustering of certain population groups (Pakistani, Bangladeshi and Somali) in central Scunthorpe, will need to be carefully considered when targeting policy interventions and service delivery. Efforts to address the particular needs of minority ethnic people will need to be mindful of these settlement patterns. More generally, policy makers will need to remember that neglecting Crosby means neglecting large sections of the local minority ethnic population.

2.4 Meeting Demand, Extending Housing Choices

Challenge:

- extending tenure options
- extending locational choice
- responding to changing demand

Objective:

- tackling overcrowding
- improving living conditions
- meeting shifting aspirations and emerging needs

Recommendation 9: Responding to Changing Demand

North Lincolnshire Council, in partnership with housing associations and private developers, will need to recognise and respond to changing patterns of demand within the minority ethnic population. High levels of overcrowding indicate a level of unmet need which, given the demographic profile of the minority ethnic population, is set to rise in future years as the population ages, new families form and there is an increase in

the number of older people. The shifting aspirations of younger people from all minority ethnic groups, meanwhile, points to a diversification in the nature of demand.

Responding to this challenge will necessitate:

- **opening up sectors of the housing market historically closed to certain minority ethnic groups** - the Chinese population, for example, is virtually absent from the social rented sector but expressed a desire to move into council housing. Low cost home ownership developments might assist the many households who aspire to home ownership but struggle to afford the associated costs, including the resourcing of renovations, repairs and maintenance of properties in poor condition at the bottom of the market. Shared ownership is another option that might be explored.
- **opening up new locations to minority ethnic groups** - the housing choices of many minority ethnic groups are constrained by locational preferences, linked to concerns about living outside traditional population clusters. Tackling the experiences and perceptions driving these fears and opening up new locations to these groups will serve to dramatically increase the housing options available to many minority ethnic households. A starting point might be to open up locations immediately adjacent to existing population clusters, extending housing opportunities but allowing people to remain in close contact with the networks of kith and kin and key services and resources on which they might rely.
- **ensuring new build developments in the private and social rented sectors respond to the shifting aspirations, locational preferences and size and design preferences of minority ethnic households** - it is important that new developments understand and respond to the aspirations of younger minority ethnic people. Concentrating on traditional population clusters will risk failing to respond to shifting aspirations. New build developments in locations far removed from existing population clusters, meanwhile, will likely fail to meet the needs of minority ethnic households. Culturally relevant design features and the provision of larger homes will assist with efforts to attract particular minority ethnic groups.

Recommendation 10: Sensitising Regeneration and New Developments

It is vital that the Advance Crosby initiative and other regeneration activities, stock improvement programmes and new build schemes are sensitised to the concerns and priorities of different ethnic groups.

Advance Crosby seeks to transform part of the Crosby area through selective demolition, remodelling and reconfiguring of the current housing stock, as well as working in partnership with major house builders to provide new properties. In the first instance, it is important that all ethnic groups resident in the area are engaged in discussions about proposals for the future of their neighbourhood. The stock development programme also

provides an important opportunity to better orientate the profile of the local housing stock to the needs of local minority ethnic households, through the provision of larger properties, the full range of tenure options and culturally sensitive design features. Attending to these issues will be vital to maintaining the commitment of groups whose continuing presence is integral to the future sustainability of the neighbourhood.

Recommendation 11: Meeting Demand for Social Housing

Demographic projections, latent demand indicated by overcrowding and the aspirations of the minority ethnic people surveyed suggest unmet need for social rented housing within the minority ethnic populations of North Lincolnshire. Evidence from other towns and cities provides examples of ways that social landlords might seek to better meet this demand:

- it should not be assumed that people are aware about the opportunities available and how to access accommodation. Experience elsewhere suggests that actively marketing the social rented sector to minority ethnic groups, the opportunities available and how to apply, can have a major impact in promoting choice and equality of opportunity in housing.
- any simplification of the lettings process is likely to result in an increase in applications.
- the recruitment of staff from minority ethnic communities can help increase cultural sensitivity in service provision, as well as signalling to minority ethnic groups that social housing is a service ‘for them’.
- the success of marketing initiatives and lettings reforms in improving access to the sector is dependent upon changes taking place in housing management practice to improve cultural sensitivity and appropriateness of provision to minority ethnic tenants.
- extending locational choices and housing options by opening up new areas to minority ethnic groups. Community development activities will be necessary with incoming and receiving populations to foster interaction and to minimise tensions and procedures will need to be in place to tackle problems, such as harassment, in a fast and effective manner. Effective tenancy support is also important, for example, involving the introduction of new tenants to their neighbours and resources available in the area, as well as offering advice and assistance with any problems that might emerge to threaten the tenancy.

Importantly, all of these reforms will need to be marketed to the different minority ethnic groups in the district to overcome negative perceptions and experience of the social rented sector.

Recommendation 12: Improving Access to Owner Occupation

Home ownership remains out of reach for a relatively large proportion of the Black African and Bangladeshi populations and a number of other smaller minority ethnic groups in the district. It is important to ensure that these low levels of owner occupation do not reflect racialised inequalities in access to mortgage finance or difficulties engaging with local estate agents, both of which are known to have had a major impact on access to owner occupation for minority ethnic people in other towns and cities.

2.5 Organisational Challenges and Developments

Challenge:

- piecing together an understanding of minority ethnic housing situations, aspirations, experiences and needs
- identifying failings and informing the reform of policy and provision

Objective:

- avoiding (direct and indirect) discrimination
- fulfilling the general duty of promoting equality of opportunity

Recommendation 13: A Black and Minority Ethnic Housing Strategy

North Lincolnshire Council should explore the possibility of developing and implementing a discrete Black and Minority Ethnic (BME) housing strategy. As Blackaby and Chahal (2000)⁶ point out, discrete BME housing strategies can represent a valuable tool in ensuring that local authorities and housing associations meet their obligations to different minority ethnic groups.

Strategy development could be usefully led by a partnership, that draws in the experiences of housing associations, private landlords, private developers, minority ethnic-led groups and statutory providers from housing related sectors.

Recommendation 14: Working in Partnership with Minority Ethnic Groups

North Lincolnshire Council and housing associations should consider a range of overlapping options for developing a working response to the problems experienced by minority ethnic households and implementing a BME housing strategy for the district. These options will need to take into account the absence within the district of either a BME-led housing association or a BME-run non-registered housing organisation:

- actively promoting capacity building within minority ethnic groups, with the aim of strengthening the pool of expertise and advice that can be utilised by the local authority, housing associations and other agencies to support the development of

⁶ Blackaby, B. and Chahal, K. (2000) Black and Minority Ethnic Housing Strategies: A Good Practice Guide. Coventry: Chartered Institute of Housing.

culturally relevant and accessible services. One model is for minority ethnic-led agencies to enter contractual relationships with statutory agencies. Examples from other towns and cities include minority ethnic-led agencies providing advice, assistance and interpretation support to minority ethnic council tenants, serving as a reporting point for incidences of racial harassment and acting as a referral agency in an attempt to draw people into formal service provision.

- drawing together a federation of groups to form a minority ethnic housing partnership, which would involve the full diversity of groups resident in the district and allow for new groups to join at a later date. Such a federal grouping could represent a useful arena for discussion regarding the development of a BME housing strategy, as well as a source of advice and assistance during the review and reform of policy and provision. This federation might also provide the foundations for a BME-run housing organisation that might gradually become more directly involved in partnership working with the local authority and housing associations.
- enhancing the capacity of North Lincolnshire Council and housing associations active within the district to cater for minority ethnic households. Agencies might collectively purchase training, management or advisory services from a minority ethnic organisation. Representation of minority ethnic groups on management boards and in senior management positions might be pursued, through recruitment or secondment from outside the district. Housing associations might also enter into formal arrangements with community agencies, for example, to provide a contracted advice and tenancy support service to minority ethnic tenants.
- a role for an out-of-town BME-led housing association, which could bring expertise and capacity to the district in working with diverse communities and possess the potential to manage stock.

Recommendation 15: Working with Private Landlords

There is an urgent need to tackle the poor living conditions experienced by many people living in private rented accommodation. A useful start would be for North Lincolnshire Council to ensure that landlords with minority ethnic tenants, including minority ethnic landlords themselves, are engaged in the local landlords' forum and association. In the longer term, North Lincolnshire Council should consider taking advantage of forthcoming legislation to become an early adopter of selective licensing of private landlords.

Recommendation 16: Meeting Minority Ethnic Needs Beyond the Metropolis

There is an urgent need for national policy, regional strategies and associated interventions to look beyond metropolitan areas and recognise and respond to the needs of minority ethnic populations living in small towns and rural areas. The Office of the Deputy Prime Minister, the Housing Corporation and Regional Housing Boards should

address their collective tendency to focus BME strategy development, policy interventions and resource allocation toward major towns and cities, while virtually ignoring the situation in other districts. Why should the benefits associated with the growth of the BME housing movement, for example, be denied to minority ethnic households living outside a relatively small number of towns and cities? Why should the institutional and operational reforms forced on social landlords in response to evidence of racialised inequalities in the allocation process not be rigorously pursued outside metropolitan areas? Why should the resources for developing new housing opportunities responsive to the particular needs of local minority ethnic households not be directed toward small towns and rural areas?

Part 3: Group Profiles

3.1 Introduction

This part of the report provides detailed insights into the housing situations, experiences, wants and needs of the different minority ethnic groups living in North Lincolnshire. Recognising the failure of traditional ethnic classifications to fully recognise diversity within the minority ethnic population, analysis focuses on ethnic groupings defined by respondents themselves (Indian, Pakistani, Bangladeshi, Somali, Irish and Chinese). Data is also presented regarding three broader groupings defined either by the Census (Other Asian and Mixed Heritage White and Asian) or by the research team as a means of presenting the experiences, views and opinions of a small number of people interviewed who shared a geographical background but expressed different ethnic identities (Middle Eastern).

The content and coverage of each profile varies depending upon the availability of relevant data. No people interviewed by the research team, for example, self-defined their ethnicity as mixed heritage white and Asian, but data from the 2001 Census has allowed the generation of a descriptive profile of this population. In contrast, the Census data provide limited information regarding Somali people, but insights generated through face-to-face discussions has allowed the particular situations and experiences of these people to be acknowledged.

In total, nine profiles are provided:

- the **Bangladeshi** profile draws on Census data and interviews with 20 men and women who self-defined their ethnic origin as Bangladeshi.
- the **Indian** profile draws on Census data and interviews with four men and women who self-defined their ethnic origin as Indian.
- the **Pakistani** profile draws on Census data and interviews with five Pakistani women who self-defined their ethnic origin as Pakistani.
- the **Other Asian** profile draws on Census data regarding men and women categorised by the Census as being of Asian ethnic origin, but not Bangladeshi, Indian or Pakistani.

- the **Somali** profile draws conclusions from the Census data regarding the Black African population and interviews with 13 men and women who self-defined their ethnic origin as Somali.
- the **Chinese** profile draws on Census data and insights to emerge from a focus group discussion with 10 men and women who self-defined their ethnic origin as Chinese.
- the **Irish** profile draws on Census data regarding the White Irish population and insights to emerge from a focus group discussion with 10 men and women either born and raised on the island of Ireland or self-defining their ethnic origin as Irish.
- the **Middle Eastern** profile reflects upon the experiences of five men and one woman (three Iraqi, two Yemeni and one Dubainian) interviewed by the research team who reported that they were born and raised in the Middle East.
- the **Mixed Heritage** (White and Asian) profile draws on Census data regarding men and women categorised as being of Mixed (White and Asian) ethnic origin.

Quotes and case studies are provided to illuminate key issues and common experiences. **The names of all respondents have been changed, to ensure anonymity.**

3.2 Bangladeshi Housing Experiences in North Lincolnshire

3.2.1 Introduction

The Bangladeshi population is the largest minority ethnic group in North Lincolnshire and has a history of settlement dating back at least to the 1960s. The population increased dramatically between 1991 and 2001 and now represents 16.9 per cent of the minority ethnic (non-White British) population in the district. Just over half of the Bangladeshi population were born in England, with most other Bangladeshi people being born in Bangladesh. Community representatives and Bangladeshi respondents suggested that Bangladeshi people were moving to North Lincolnshire to join up with family and friends already resident in the district.

Over half of all Bangladeshi people in the district live in the Town ward and one-quarter in the Crosby and Park ward, with population clusters adjacent to Doncaster Road, High Street and Frodingham Road. There is evidence of localised dispersal away from this traditional population cluster, with some Bangladeshi people moving to the outer edges of Crosby.

The age profile of the Bangladeshi population is far younger than the wider population and there are very few elderly Bangladeshi people in the district (only 3.9 per cent of the Bangladeshi population are 65 years or over, compared to 16.8 per cent of all people in the district). Three-quarters of all Bangladeshi households contain at least one dependent child and over half contain two or more dependent children. A relatively small proportion of Bangladeshi households are single people living alone (8.7 per cent compared to 27.2 per cent of all households in the district), and one in five are categorised as 'other households' (i.e. not single people or one family households), compared to just 4.4 per cent of households across the district, suggesting many households contain more than one family. Bangladeshi households are consequently large, the average household containing 4.3 people.

The Bangladeshi population appears to be experiencing high levels of deprivation, as indicated by rates of unemployment and levels of economic activity: a relatively small proportion of Bangladeshi people are in full time employment (16.8 per cent of men and 9.2 per cent of women compared with 55.8 per cent 25.2 per cent of all men and women in the district); the unemployment rate among the Bangladeshi population is more than double the rate across the wider population; more than one-quarter of Bangladeshi people over 16 years old have never worked (compared to 2.2 per cent of all people over

16 years old in the district); and Bangladeshi people are under-represented in managerial and professional occupations.

3.2.2 Housing Situations

A relatively small proportion of the Bangladeshi population are home owners compared to other ethnic groups (Table 3.1). Meanwhile, a relatively large proportion (33.2 per cent) are living in rented accommodation. Bangladeshi people are more likely than the wider population to be living in all sectors of the rental market (council housing, housing association and private renting).

Table 3.1 Tenure Profile of Bangladeshi and District Populations

Tenure	Bangladeshi (%)	All people (%)
Owner occupier	62.7	74.8
- outright owner	16.8	25.7
- owned on mortgage or loan	45.9	49.1
Shared ownership	0.7	0.2
Rented from council	16.8	13.9
Other social rented (Housing Association)	5.4	1.4
Private rented	11.0	6.6
Rent Free	3.4	1.8
Communal establishment	0.0	1.2
Total people	1,022	152,843

A number of shifts have occurred in the tenure profile of Bangladeshi households since 1991. In particular, there has been a decline in owner occupation (from 67.2 per cent in 1991, to 62.7 per cent in 2001) and an increase in the proportion of the population living in the housing association sector. The proportion of households renting from the local authority has also increased from 10.7 per cent in 1991 to 16.8 per cent in 2001. Meanwhile, the proportion of the population living in the private rented sector has declined from 16.4 per cent to 11.0 per cent.

Discussions with housing association tenants suggested that the increasing number of Bangladeshi households in this sector may be partially explained by increasing frustration with levels of disrepair in council properties and long waiting lists:

"People said don't go to the council because the council never do anything, they never really, maintenance wise they're really bad, don't go to the council, that's why I went to Northern Counties."

Bangladeshi Man, 33 years old

Awareness of the housing association sector was also reported to be increasing among the Bangladeshi population, often through word of mouth, resulting in more people considering the possibility of living in the sector, which until recently was out of bounds to the Bangladeshi population (no Bangladeshi households lived in housing association, however, some accommodation in 1991). There was still reluctance to consider moving into housing association accommodation, some respondents explaining that they were deterred by the fact that they would be unable to subsequently purchase the property. One respondent, for example, explained that he had applied for, and accepted a tenancy on the recommendation of a family member but now regrets this decision:

"I think I made a big mistake having not gone to the Council 'cause there's, Northern Counties don't sell their houses... you don't get the chance in two year or something to be able to buy the house."

Bangladeshi Man, 33 years old

Some respondents also reported problems with the condition and maintenance of their housing association property and there appeared to be an increasingly common perception among the Bangladeshi population that housing associations cannot be relied upon to carry out repairs to a high standard. This perception had led some respondents to dismiss the sector out of hand, as one private tenant explained:

"...housing associations is not a very good idea because apparently they don't do the work properly."

Bangladeshi Woman, 35 years old (through an interpreter)

Similar comments were forthcoming when people talked about their experience or perception of the private rented sector, the general consensus being that the private rented sector is a tenure of desperation, rather than choice, where living conditions are often poor. The respondents currently living in private rented accommodation reported poor living conditions and complained about the

failure of their landlord to undertake repairs and maintain the property in reasonable condition:

"...the landlord hasn't responded very well to any sort of complaints that he's had, he says not got much money to do the repairs or any sort of work on it so in that respect he hasn't been that happy with the situation."

Bangladeshi Man, 32 years old (through an interpreter)

The only perceived advantage of the private rented sector was quick and easy access, the sector being commonly regarded as the last resort for people unable to purchase their own property and unable to access council housing or housing association accommodation. Even council housing, which respondents were quick to criticise, on the basis of first hand experience or second hand knowledge, was regarded as preferable to private renting, not least because it offered the possibility that tenants could buy their property. Not surprising, given negative attitudes toward private renting, the sector was regarded as a temporary option for households in housing crisis or using the sector as a stepping stone into a more preferred situation, which for most respondents was owner occupation:

"...there's only a certain amount of time you could live in somebody else's house."

Bangladeshi Man, 63 years old (through an interpreter)

The preference for *owner occupation* did not appear to be founded on the assumption that home ownership would guarantee improved living conditions. Indeed, some of the owner occupiers interviewed were living in far worse situations than people living in rented accommodation, but appeared to have prioritised owner occupation above decent living conditions. Tahir Ali⁷ is 66 years old and suffering from a number of major health problems that impact on his mobility. Tahir is living in a terrace house and reported often struggling to climb the stairs. He also reported struggling to afford to maintain the property, which is in a state of general disrepair. Asked if he would consider moving house in an attempt to improve his living conditions, Tahir said he would not consider moving into rented accommodation, even if by doing so he could access more appropriate housing. Amjad Uddin, meanwhile, reported that his family could not afford to buy an adequately sized property. Rather than staying in their rented accommodation, however, they had purchased a small terrace house and were now living in an overcrowded situation.

Asked why they were so keen to enter owner occupation, it became apparent that key drivers were limited awareness of the opportunities provided by the social rented sector, coupled with an aversion to

⁷The names of all respondents have been changed to provide anonymity.

private renting. Mashook Miah, for example, had bought a house unsuited to his needs in order to avoid moving into privately rented accommodation:

"...he is having a problem with the stairs, they are too steep...and the other thing is the bedrooms, there is only two, he's actually bought this house reluctantly, he didn't want to actually buy it, the other thing is there's no garden at all. I mean the lay out of the house is not very nice at all because the rooms are very small... he bought the house not for any other particular reason, he just needs a place to live... he didn't want to live with friends and didn't want to live in private property."

Bangladeshi Man, 32 years old (through an interpreter)

3.2.3 Housing Experiences

A relatively large proportion of the Bangladeshi population of North Lincolnshire are living in deprived housing situations, 28.3 per cent either living in accommodation that is overcrowded, is in a shared dwelling, does not have sole use of bath/shower and toilet or has no central heating, compared to 6.6 per cent of the White British population.

Overcrowding

One in five Bangladeshi households, containing more than one-quarter of all Bangladeshi people, are living in overcrowded accommodation compared to 2.7 per cent of all households in the district. The fact that Bangladeshi people are often living in cramped and overcrowded conditions is further confirmed by evidence of the number of people per room, 16.6 per cent of all Bangladeshi households having more than one person per room, compared to only 0.8 per cent of all households across the district. High levels of overcrowding appear to reflect high levels of deprivation, that restrict the opportunity for households to improve their situation by purchasing more appropriately sized accommodation, larger than average household size and the limited availability of appropriately sized accommodation in preferred locations. Recognising this last point, Salik Khan reported that, despite reservations, he had decided to move outside the Crosby in order to access more appropriate accommodation with a housing association:

"I went in and saw the house and when I saw the rooms and the size of the house, I went and told my wife and said the house it very big, it's a very nice house although it's in a really rubbish area and so because we'd sort of been looking for so long we just moved into the house."

Bangladeshi Man, 33 years old

Many respondents reported being unable to make this compromise. This is not to suggest, however,

that the Bangladeshi people interviewed were passive in the face of poor housing conditions and overcrowding. Indeed, respondents reported a number of innovative responses to overcrowding. One person had responded to the lack of larger properties in the Crosby area by purchasing a neighbouring property and knocking through from his existing dwelling to form one larger house. Another family (containing adult children) had taken the decision to solve overcrowding by purchasing two houses in the same street and dividing into two closely tied but physically separate households. In both cases, however, it should be noted that these solutions were dependent upon access to adequate resources to purchase a second house and represented a compromise: the converted property was still too small to accommodate the whole family comfortably and the divided household would have preferred to have lived in a single larger house.

Table 3.2 The Proportion of Households Living in Overcrowded Conditions

	Bangladeshi people (%)	Bangladeshi households (%)	All people (%)	All households (%)
Over-crowding	26.07	19.25	3.75	2.77
Total	266	46	5732	1773

Table 3.3 Number of Persons Per Room

Persons per room	Bangladeshi households (%)	All households (%)
Up to 0.5 persons	31.25	79.94
Over 0.5 and up to 1.0 persons	52.08	24.24
Over 1.0 and up to 1.5 persons	12.08	0.69
Over 1.5 persons	4.58	0.13
Total	240	64,009

Property Conditions and Suitability

Respondents reported a host of problems with their current housing. When asked if there was anything in particular regarding their housing situation that they would like to change the majority expressed a

preference for remaining in Crosby but all wanted to move, either to a bigger house, a property in a better state of repair and providing improved living conditions or to a dwelling more suitable given social and cultural practices and behaviour.

Respondents in all tenures reported problems of damp and disrepair and explained that their houses were cold and difficult to heat, even when central heating was available. Zoreena Nessa explained that her property was so cold and her family was unable to afford the costs of heating their property that they live in a single room. As already discussed, repairs and maintenance was a major concern, owner occupiers reported difficulties affording general repairs and tenants complaining that their landlord was either reluctant to carry out repairs or the quality of work was so poor that problems re-emerged.

On a positive note, a number of the 11 owner occupiers interviewed reported that they had previously obtained a home improvement grant, allowing them to undertake work on their damp course, install central heating and replace doors and windows. It was suggested, however, that more recent grant applications had been unsuccessful and, unable to afford essential maintenance, small problems were escalating into major concerns.

Council, housing association and private sector tenants talked at length about problems getting their landlord to respond to requests for repairs and maintenance to be carried out to their accommodation and work be carried out to such a low standard that problems often re-emerged or persisted. Hasina Akhtar, for example, is 68 years old and lives in a housing association property. Hasina reported that she had reported a leaking gutter and a blocked toilet to her landlord but neither problem had been addressed. Hasina pointed out that she spends most of her time at home, and therefore constantly faced with the consequences of her landlord's failure to respond. Begum is 29 years old and complained about the quality of work undertaken by her housing association landlord:

"...they don't want to, sort of, spend money where money needs to be spent, they sort of like do, you know, over the top and sort of say it's fine now, then the problem comes back again over and over, so she says what's the point of the service if they don't get to the bottom of the problem really."
(through an interpreter)

In addition to problems with physical condition of current accommodation, problems were also reported with the suitability of accommodation,

given health problems and social and cultural requirements:

- a council tenant explained that her accommodation had only one downstairs reception room, raising difficulties when male visitors came to the house. This respondent reported pointing this problem out to the council when she first applied for housing, but under the impression that she would only be offered one tenancy, she decided to accept the property even though she regards it as unsuitable.
- the 12 respondents reporting that either themselves or a family member was suffering from health or mobility problems reported various problems with the suitability of their accommodation. The majority were living in terraced accommodation in Crosby and there were instances of people struggling to climb the stairs to use the only toilet and of having to sleep downstairs. These respondents were all keen to move into bungalow accommodation, but reported there was little such accommodation in the Crosby area. These households are therefore faced with the choice of making do with their current accommodation in order to remain in the neighbourhood where friends and family live, informal support networks exist and community facilities are available, or moving to an area where more suitable housing is available but losing contact with resources essential to their everyday life. The comments of respondents suggest that most people are, for the time being, choosing the former option.
- people with mobility problems, including wheelchair users, reported that the layout and size of rooms in terrace properties caused problems moving around their property and using essential facilities, such as toilets and bathrooms.

As well as often living in unsuitable accommodation, it emerged that people with health problems and associated mobility problems where commonly disengaged from social care provision, relying on family and friends for help and assistance. Runa Nessa reported that looking after her disabled husband was increasingly difficult as she got older and less able to lift and care for him and help him move about the house. Runa had contacted social services but reported receiving no reply to her request for help.

3.2.4 Life in the Neighbourhood

The vast majority of Bangladeshi people interviewed lived in the Crosby area. All pointed to positive aspects of living in the area. These included:

- the cultural facilities in the area, including the Bangladeshi mosque, shops catering for the particular needs and requirements of the South Asian population and community facilities which are not available elsewhere in the district:

"She feels as though living in this area everything is close to her like the shops and the mosques and the schools and everything, and if she moved into a different area she'd miss the people and the community and the facilities that Crosby offers."

Bangladeshi Woman, 29 years old (through an interpreter)

"...there's no other Asian shops outside here."

Bangladeshi Woman, 68 years old (through an interpreter)

- the concentrated presence of the Bangladeshi community and associated support networks of kith and kin:

"...it's family and friends and the facilities that he's got, everything's close and because he's ill, if anything happens to him health-wise, everybody sort of like helps him, sort of like cope with this, that and the other. If he went somewhere out of this area he feels that he wouldn't have that support network."

Bangladeshi Man, 66 years old (through an interpreter)

"...her husband's family live in this area, she wouldn't consider moving from this area even if they gave her a better house."

Bangladeshi Woman, 29 years old (through an interpreter)

- the convenience of key services and facilities being within walking distance:

"He likes it because he says the mosque is quite close, his children go to a school that is close, there's Indian shops, he likes Scunthorpe basically, the doctors is close by, everything is convenient."

Bangladeshi Man, 45 years old (through an interpreter)

- the feeling of safety that was reported to stem from the presence of other Bangladeshi people and minority ethnic groups in the area:

"...she knows everybody in the community and everybody knows here and so she feels safe, and that's why she likes it here."

Bangladeshi Woman, 22 years old (through an interpreter)

Other positive aspects of living in the Crosby area reported by respondents included the affordability of

housing, the convenience of the location for access employment opportunities in local industries and the presence of community members who can be called on for help with interpretation and translation and help and advice when engaging with service providers. Respondents also reflected on the advantages of living in a small town:

"...compared to big cities it's much better because everything's closer you know, the city hustle and bustle and there's none of that."

Bangladeshi Man, 37 years old (through an interpreter)

"Cardiff's a big city isn't it so here is more quiet and more sort of, the lifestyle is more relaxed... he likes this lifestyle."

Bangladeshi Man, 45 years old, previously living in Cardiff (through an interpreter)

When asked what they would miss if they moved away from the area, friends and family were mostly commonly referred to. Respondents also reported that Crosby was the home to their friends and relatives, as well as their immediate family, and as such they would find it difficult to leave. Khaleda Bibi, a 33 year old women, for example, explained that she would miss "the family, the relationship with the people in this area, feeling at home in the community". The neighbourhood was also recognised as a resource that people might struggle to live without if they moved beyond the security it was recognised as providing:

"...there's no certainty of when you move somewhere else... there isn't that same sort of, you know, like social circle there, and people that he needs every day, and also there's no facilities like mosques and things like that so he would...feel a bit vulnerable."

Bangladeshi Man, 32 years old (through an interpreter)

Despite the very positive attitudes reported regarding life in Crosby, respondents also highlighted a series of problems in the area, principal among these being drug related activity (dealing, use and associated crime) and prostitution:

"...drugs is the main issue and the side issue is the prostitution to actually feed the habit, so this is a big problem here."

Bangladeshi Man, 32 years old (through an interpreter)

Other reported neighbourhood problems included:

- increasing levels of crime and instances of property vandalism, burglary and mugging:

"...she feels a lot less safe than she did ten years ago."

Bangladeshi Woman, 68 years old (through an interpreter)

- environmental concerns, such as inadequate lighting and litter and other rubbish on the streets:

"...there's no lighting, there's dirty nappies, there's bins tipped, there's paint, it is absolutely awful and that is the side of here house and in the summer time... her kid will be playing outside."

Bangladeshi Woman, 33 years old (through an interpreter)

- problems and fears associated with groups of young people:

"...once her house got smashed in because boys going in the garden and smashed her window and... getting drunk and everything."

Bangladeshi Woman, 34 years old (through an interpreter)

"...when it comes to summer time they have about 15 or 16 youths hanging around there, the whole street in the summer time is just buzzing and you know, they throw stones, they throw bottles out of the door, they play football and you've got no peace... it's really, really bad."

Bangladeshi Man, 33 years old

- the deteriorating visual appearance and physical decay of the neighbourhood:

"...the area is not very developed, like the Crosby area compared to say Ashby or other areas of Scunthorpe...the job prospects in the Crosby area, the housing facilities of the area here, education wise and social issues as well, Crosby's lagging behind...it's very run down."

Bangladeshi Man, 37 years old (through an interpreter)

- increasing fear when out and about in the area, particularly at night:

"...where she lives... it's a rough area, she thinks she's not safe there."

Bangladeshi Woman, 34 years old (through an interpreter)

In addition, although Crosby was generally perceived to be a neighbourhood where minority ethnic people were unlikely to experience racial harassment and are relatively safe, a number of respondents reported having been victims of verbal racial abuse in the area. Perpetrators were reported to be mainly young men or children. Few respondents appeared to have reported such incidents. One woman who had lived in the area for 26 years reported being regularly subject to verbal racial abuse, which she reported had increased over the past 10 years, but explained that they had chosen not to report such incidents:

"...she feels ashamed and embarrassed that she's been sworn at... it's embarrassing to admit to somebody else."

(through an interpreter)

3.2.5 Housing Aspirations and Intentions

Virtually all respondents were keen to move house in a bid to improve their living conditions or to access accommodation more suitable to their needs. Owner occupation was the preferred tenure for most, although respondents who recognised that home ownership was a unrealistic option, given available resources and income levels, expressed a preference for renting from the council. Only one of the 20 people interviewed reported considering the private rented sector. This respondent was a young woman living in damp conditions in an overcrowded property, which she felt with impacting on the health of her baby. She reported having applied to the council for housing but explained that if an offer was not forthcoming in the near future she would have to consider moving to privately rented accommodation.

Asked where in North Lincolnshire they would want to live, the common preference was for remaining in the Crosby area. This preference reflected the reported benefits of living in Crosby, as well as fears associated with moving outside the area:

"A lot of people say in that area people are racist so I'm just thinking god, you know, I'm moving from our people then I'm going to go into an area... I've lived in a mixed area before and I never had no problems, touch wood, I'm just thinking I don't know, I'm going to go and give it a try."

Bangladeshi Woman, 28 years old

The negatives of life in Crosby, including poor housing conditions, deteriorating physical environment and a decline in the quality of life, in effect, appeared to be outweighed by the positives of living in the area (resources, support and assistance from family and friends, safety associated with living close to other Bangladeshi households), together with the problems thought likely to be encountered in other areas. There was, however, evidence of a shift in this balance, with people suggesting that rising problems associated with drugs and prostitution in the Crosby area were forcing them to reconsider their situation. One respondent, for example, was experiencing considerable problems with his neighbours and although he was happy with his house he desperately wanted to move away from the area:

"We have a lot of disturbances because the house is, the door is on the side, a lot of people kick as they go past, they shout you know, through the letterbox, especially in that area, we've got druggies next door to us, with dealers, and they fight every day, or at night and sometimes I get really worried but I don't approach them because"

they're not the kind of people that you'd like to approach."

Bangladeshi Man, 33 years old

Exploring further the intentions of respondents wanting to leave the Crosby area, a common aspiration was to move to a neighbouring area that would provide access to better housing and an improved quality of life, but still allow relatively easy access to the benefits of Crosby. These aspirations were particular apparent among younger respondents, some of whom reported that they had achieved greater affluence than their parents and were better placed to act on such aspirations. Some younger people, however, reported that they might want to leave but had no choice to remain because of their role in caring for older relatives who want to remain in the area:

"...the children... want to move out sometimes, it's getting a bit congested and maybe they get a good job and they do move out slightly, but because of the parents they can't, because the parents don't want to, they have life long friends here, the mosques are down there."

Bangladeshi Man, 66 years old

3.2.6 Housing and Related Service Provision

The relatively large size and the clustering of the Bangladeshi population in the Crosby area appears to have prompted certain local services to develop a greater understanding and responsiveness to the needs of the Bangladeshi community. Bangladeshi-led organisations have also emerged - such as the Bangladeshi Welfare Association - and are playing an important role in servicing the needs of Bangladeshi population and bridging the gap between formal service provision and the population's needs:

"I think that's the main thing we'd have to say, has been a great support for the people in this area because Bangladeshis don't have a lot of representation really and suffered for years because of that, but now with the Bangladeshi Welfare Association coming in to place for services and that, it's helped the Bengali people sort of come together and tackle the issues or problems that they had been having."

Bangladeshi Woman, 33 years old (through an interpreter)

Despite these developments, targeted or sensitised provision remains limited and respondents pointed to a range of difficulties they faced accessing the help and assistance they require. A key problem was reported to be the limits of formal translation and interpretation services in the district.

Council tenants reported that the language barrier exacerbates problems encountered with the council's maintenance department:

"...she is unable to explain to the council or other services what she's trying to say... there's people come to the house that's she's been unable to tell them she's wanted to tell them something but she can't explain what she's trying to say. If there's a problem with the children she doesn't know how she'd be able to get help, she would need an translator for whatever services if there was a service required. She says the people who can't speak English, she says it's a very very big problem."

Bangladeshi Woman, 29 years old (through an interpreter)

The result, according to a council housing officer who had carried out management inspections on local authority properties, is that poor conditions and the need for repairs often go unreported. This officer also reported finding that tenants were unaware of the process for reporting repairs and that some tenants were unclear that responsibility for maintaining the property lay with council.

The language barrier was also reported to limit access to other key services, including health and social care:

"...sometimes she's taking the baby for injections and that and she can't understand what the nurse is saying and that so it would be good if there was a translator there, whether they provide the service or whether through the Bangladeshi Welfare Association, the service is provided, that would be a great help to her because she comes into situations like that all the time."

Bangladeshi woman, 22 years old (through an interpreter)

"...she feels she has major problems with social services because there's a language barrier there she understood the bit that because she's got steps leading up to the house... that's very dangerous for her, she hasn't got anything to hold onto when she's going into the house and in the shower, she hasn't got anything to hold onto in there, in the toilet she fell once... social services came round and said really she needs something to hold onto and she has major problems with social services...although sometimes there's a letter, sometimes people would call, there's not always someone around who can translate but if there was a translator... things would be put into place a lot faster than they are at the moment."

Bangladeshi Woman, 68 years old (through an interpreter)

Other examples of the problems encountered by respondents with limited language skills included:

- a woman reporting major problems for her family when her husband started using heroin. She had made efforts to identify support agencies that might be able to help her and her husband but reported being unable to access assistance because of the communication barrier.
- a 27 year old woman explained that she had not reported incidents of racial abuse to the police because her English language skills were limited and the lack of interpretation made doing so difficult. Consequently, no action was taken against the perpetrators and the incident went unrecorded.
- a 30 year old woman reported difficulties getting the advice and assistance required with the immigration process, reporting that she has children in Bangladesh that she would like to bring to England to live with her but that the limited availability of written information in community languages and difficulties communicating with staff in services were preventing her from accessing the expert advice she requires.

Other gaps in provision for the Bangladeshi population identified by respondents and community representatives included:

- a play group
- a crèche
- religious classes for children
- English classes for different population groups (men, women, young people, old people)
- a religious facility for women
- a Bangladeshi welfare rights worker
- the presence of Bangladeshi people in the staff base of key service providers, including social landlords
- a dedicated meeting place with enough space to accommodate large groups

- a Bangladeshi centre, employing people skilled in community languages, which could provide advice and information and serve as a referral point to key services, which might also deliver services on the premises.

3.3 Indian Housing Experiences in North Lincolnshire

3.3.1 Introducing the Indian Population in North Lincolnshire

There are 849 people of Indian origin in North Lincolnshire living in 299 households and representing 14 per cent of the minority ethnic (non White British) population. Over half of the Indian population of North Lincolnshire were born in India (52 per cent). With the exception of the 3 per cent born in Africa, virtually all other Indian people were born in England.

The Indian community in North Lincolnshire was reported to date back at least to the 1950s when Indian people moved to the area to take advantage of employment opportunities, particularly in the local steel works. The population then grew during the 1950s and 1960s. Local community 'leaders' also reported a recent increase in the Indian population, with people moving to the area from elsewhere in England.

The Indian population is concentrated in the wards of Crosby and Park and Town: nearly half of Indian households live in the Crosby and Park ward and Town wards, concentrated in small pockets where they represent over 10 per cent of the local population. Having initially become established in the central Crosby area, the population has gradually dispersed, reportedly moving to better quality accommodation available in nearby areas. A community representative suggested that the quality of local schools is the key driver of neighbourhood choice for more affluent sections of the Indian population.

The Indian population is relatively young, more than one third of people being less than 25 years old (36 per cent compared to 30 per cent of all people living in the district) and nearly half being between 25 and 49 years old (45 per cent compared with 34 per cent of all people in the district). Only 4.5 per cent of the Indian population are 65 years or over, compared to 17 per cent of all people in the district and there are no Indian residents over the age of 75.

3.3.2 Housing Situations

In common with other minority ethnic groups the vast majority (91 per cent) of Indian people live in a house or bungalow. Indian people are slightly more likely than all people in the district to be resident in flats or maisonette accommodation but no Indian people are living in mobile or temporary structures, and very few in a communal establishment. The vast majority of Indian residents (81.5 per cent) live in

the owner occupied sector and Indian households are more likely than most other ethnic groups, including the White British population, to be owner occupiers. High levels of owner occupation appear to reflect income and wealth within the Indian population, proxy indicators such as levels and types of economic activity, unemployment rates, professional and social class and educational attainment indicating relatively high levels of affluence, compared to other minority ethnic groups.

Table 3.4 Tenure Profile of the Indian and District Populations

Tenure	Indian (%)	All people (%)
Owner occupier	81.5	74.8
- outright owner	29.0	25.7
- owned on mortgage or loan	52.5	49.1
Shared ownership	0.7	0.2
Rented from council	2.1	13.9
Other social rented (Housing Association)	6.2	1.4
Private rented	8.0	6.6
Rent free	0.8	1.8
Communal establishment	0.7	1.2
Total people	853	152,843

Very few Indian households live in council housing (just 2.1 per cent compared with 13.9 per cent of all households in the district). It is unclear why so few Indian people live in the sector. Attitudes toward the council were mixed among the Indian people interviewed. On one hand, there were respondents who had been deterred from applying to the council by their perceptions and expectations, including assumptions about:

- long waiting lists
- the limited freedom available to council tenants to alter or improve their accommodation
- the poor condition of council housing

- the location of properties on 'bad' estates
- the presence within the sector of problem tenants

The comments of one respondent captured many of these concerns:

"...well if I owned my own property I could do what I want, if I'm in Council property I don't think you're allowed to do anything, that's what they say, but I've seen some of the really bad estates, Council estates like the West Cliffe area, the houses are so bad that I thought how the hell have they got into that state and mine's worse now but I can say I'm waiting for the grant but what about them, they're not waiting for grant you know...I think it's people who live there that damage the properties you know, fall out with wife and husband and start breaking doors and windows and all Council do is board them up and chuck them out, and a drug problem and alcohol and all these you know."

Indian man, aged 44

Other respondents, meanwhile, perceived local authority housing to be of a high quality, with repairs carried out to a high standard and reported that they would consider moving into the sector. One respondent, for example, explained that he was living in private rented accommodation but would be willing to consider moving into council housing if he became dissatisfied with his present situation because of word of mouth reports about the high standard of accommodation in the sector:

"He said that somebody told him that renting Council flat or properties is better because they better housing, better facilities like heating and everything and maybe repairs and everything is done quite expertly and if he finds it better than where he is now he'll definitely go."

Indian man, aged 61 (through an interpreter)

The presence of a relatively large proportion of the Indian population in the housing association sector (6.2 per cent of Indian people and 8.0 per cent of Indian households compared with just 1.4 per cent of the district population and 1.7 per cent of all households) suggests that the Indian population does not have an in-principle objection to living in social rented housing.

3.3.3 Housing Conditions

Property Conditions and Suitability

The Indian population is more likely than the White British population of North Lincolnshire to be living in deprived housing situations, 11.0 per cent either

having accommodation that is overcrowded, is in a shared dwelling, does not have sole use of bath/shower and toilet or has no central heating, compared to 6.6 per cent of the White British population. The Indian people interviewed reported additional problems with the condition and standard of their current accommodation. Mr Raje⁸, for example is an owner occupier who reported severe damp in his home:

"My kids suffer from asthma and all I can do is improve it, take the plaster off that areas, and then it's leaking from outside so, you know, it's all you can really do with it."

Indian man, aged 44

Mrs Chander is also an owner occupier who reported problems with damp:

"...damp, her bath is not right...very, very bad, the roof needs doing, she says the whole house...Central heating is very old, the house is damp, the garden, there's no safety because there's no wall, no gate."

Indian woman, aged 63 (through an interpreter)

Mrs Chander lives alone with her adult daughter who has health needs described variously as 'special needs', 'severe health problems' and 'mental health'. She reported that in addition to the poor condition of her property the layout of the house is unsuitable for her daughter, who requires a high degree of supervision and assistance with, for example, going to the bathroom. There is no upstairs bathroom easily accessible from the bedrooms and Mrs Chander reported having to assist her daughter downstairs if she needs to use the bathroom.

In both these cases financial constraints were preventing respondents from carrying out repairs or making necessary adaptations to their accommodation. In response, Mr Rajje and Mrs Chander had both applied for grant funding from the local authority a number of years ago but had never received a decision regarding their application:

"I'm not happy with the property, I applied to grant about six or seven years ago and I told them there was loads of damp in the house and they said right I was the first one to try and get a grant and then everyone else got it and they just make excuses for this and that and this and that."

Indian man, aged 44

"About ten years ago....she applied for a grant....She did not get a penny from the Council. She's been to all the offices...and they always say 'we'll give you it next year' and they never give it next year so years are going by..."

Indian woman, aged 63 (through an interpreter)

⁸ The names of all respondents have been changed to provide anonymity.

Owner occupiers were considering moving into council accommodation to overcome the difficulties of funding repairs to their property, others explained that, despite considerable problems with the condition and suitability of their property, they did not want to become a tenant.

Overcrowding

A relatively large proportion of the Indian population are living in overcrowded conditions (nearly 9 per cent compared to less than 3 per cent of all households in the district), an interesting finding given the Indian population's unique tenure profile and relative affluence compared to other minority ethnic groups. While noting that Indian households are relatively large and are more likely to contain children than other households in the district- over half of all Indian households contain at least one dependent child and over one quarter contain two or more dependent children - the reasons for overcrowding are difficult to explain. What is clear, however, is that there is a fundamental mismatch between the requirements of a sizeable minority of Indian households and their ability to access appropriate accommodation.

Table 3.5 The Proportion of Indian People and Households Living in Overcrowded Conditions

	Indian people (%)	Indian households (%)	All people (%)	All households (%)
Over-crowding	8.73	8.70	3.75	2.77
Total	74	26	5732	1773

2.3.4 Neighbourhood Preferences

The majority of Indian households live in the Town and the Crosby and Park wards. The Indian people interviewed cited a range of advantages to living in the neighbourhood. The local facilities in the area - in particular the Sikh temple, shops selling regional food products, and the presence of staff skilled in community languages in local services - and the fact that these were all within walking distance were cited as the primary benefits of living in Crosby:

"...yes, got the temple there, shops around here and everything's close by, that's good about Crosby I would say."

Indian man, aged 44

"The facilities are within walking distance...everything is five minutes walk and she wouldn't want to go away from that....she said the doctors, we have our own Indian doctors who

understand the language...when there's a problem they come to this office [Local Link office] if they have to fill in some forms or some problem with the bills or whatever."

Indian woman, aged 63 (through an interpreter)

The absence of these facilities and services elsewhere in the district was considered by respondents to be restricting their locational options and preventing them from moving away from Crosby:

"You know, if you was living in Ashby you wouldn't manage with like temple, town, hospital everything you know."

Indian man, aged 44

"Where else can she go? ...she has to make do whatever is available but their religious place is just opposite the house....She says she hasn't got a car or she doesn't drive so she can't even think of moving."

Indian woman, aged 63 (through an interpreter)

Indian respondents, however, reported a number of problems living in the Crosby area. In particular, an apparent increase in drug related activities and prostitution and youth disorder, thought to be fuelled by an increase in investor landlords buying properties in the area, were issues causing the most concern:

"...we are getting loads of druggies round this area, I don't know where they're coming from, there wasn't any there before, and lately we have had police raiding the houses and all sorts and making bad into Crosby area."

Indian man, aged 44

"...there's about six or seven women just came, all cropped up from somewhere, in last two or three years and the Police hardly did anything, and somebody's supposed to do something."

Indian man, aged 44

Although respondents suggested that problems with racial harassment and abuse would likely be more severe in other areas, this did not mean that such problems were not common in Crosby:

"...she says we've been called Paki you know, occasionally but best thing to do is just to walk off, sometimes it happens to everyone."

Indian woman, aged 63 (through an interpreter)

"He said everything, in the beginning sometimes you know, when the cars slow down on the roundabout or something and he's coming out of the temple they just shout something offensive..."

Indian man, aged 61 (through an interpreter)

A number of respondents reported that problems in the neighbourhood were beginning to undermine their feelings of safety and security, several

respondents reporting that they no longer go out after dark, always keep their doors locked and windows closed and sometimes feel unsafe walking down the street in daylight. In the face of growing problems, respondents explained that they rarely reported incidents to the police or other agencies, being fearful of the repercussions. Neither did respondents feel able to discuss more minor concerns with neighbours for fear of reprisals. Instead, people appeared to be putting up with their situation:

"...young people just want to get drunk or drugs or whatever, they're always awake at night she says, and what can we do, what can you do, you can't go and knock on the door, I mean an old lady won't, they'll probably bang her one or something, they'll say who the hell are you, what happens is she says she just keeps quiet."

Indian woman, aged 63 (through an interpreter)

Some people suggested that problems in the area had got so bad that they were now looking to leave Crosby, although there was often a gap between aspiration and outcome, respondents reporting that they could not easily afford to purchase a property in a more preferable location. For others, however, the bonds that tie them to Crosby were reported to be so strong as to override, often major, concerns. One woman, for example, reported feeling unsafe at home and out and about in the area, but nevertheless wanted to remain in Crosby because she was so reliant on key facilities and services only available in the neighbourhood. A community representative, however, suggested that these ties are weaker among younger people, who are more likely to act on their aspiration for decent housing and an improved quality of life.

3.3.5 Service Provision, Access and Use

All respondents reported being heavily reliant on services and facilities reported to either only be available, readily accessible or provided in a cultural sensitive and relevant manner in the Crosby area. Respondents talked at length, for example, about the local link office and community-led services and the various ways in which workers had assisted them with filling in forms and providing translation that allowed them to engage with key services (housing, health, social care). Respondents did suggest, however, that targeted and sensitised provision relevant to the requirements of the Indian population was limited and more effort was required to open up key services to Indian people in the district. Suggestions made by respondents included the provision of information in community languages in

the temple, religious centres and community facilities and outreach work by service providers, involving front line workers holding sessions in community centres and at the temple.

In among general comments about access and utilisation of services, health and social care needs emerged as a particular concern. Mrs Chander's situation, which was touched on above, captures many of the problems that respondents either suffering from health problems and related disability issues, or caring for a relative with health related needs, reported encountering. Mrs Chander is living alone with her daughter for whom she is sole carer. Mrs Chander explained that she had never requested any help or assistance caring for her daughter, relying for help, when necessary, on family and friends who live close by. Asked why she had not sought out help from social services, for example, Mrs Chander explained that she was unaware of what provision was available, was unsure who to approach for assistance, and that her limited English language skills would prevent her from being able to communicate her needs to staff. Mr Patel meanwhile, was living alone and struggling to cope with the consequences of a severe back problem which restricts his mobility. Mr Patel reported that he was in regular contact with his GP, but had no contact with social services and received no help with everyday tasks such as shopping, cooking and cleaning, getting by on his own as best he can. Mr Patel was keen to accept help but had not applied for assistance and was unclear how he might do so:

"He manages on his own but he said if they offer me help I wouldn't refuse but he gets by, you know, doing a little bit at a time..."

Indian man, aged 61, (through an interpreter)

3.4 Pakistani Housing Experiences in North Lincolnshire

3.4.1 Introduction to the Pakistani Population

The history of the Pakistani population in North Lincolnshire appears to date back at least 50 years, Pakistani respondents and service providers suggesting that Pakistani people moved to Scunthorpe in the 1950s and 1960s attracted by employment opportunities in the steel industry. In subsequent years the Pakistani population has continued to slowly grow, people often moving to the area to be near family and friends. According to Census data, the Pakistani population in the district almost doubled between 1991 and 2001 to 412. Half of these people were recorded in the 2001 Census as being born in the UK.

The Pakistani population is relatively young, the large majority (91.5 per cent) being less than 50 years old and one-third being less than 16 years old. The majority (71.2 per cent) of Pakistani households also contain at least one dependent child, compared to one-third of all households in the district. Not surprisingly, therefore, Pakistani households are relatively large, the average size households containing 3.44 people, compared to 2.35 per households across the White British population.

The majority of the Pakistani population of North Lincolnshire is living in the Town and Crosby and Park wards, close to Scunthorpe town centre. Particular population clusters include:

- an area bounded by High Street, Newland Avenue, Church Lane and Exeter Road, where 17.8 per cent of the Pakistani population live.
- an area bounded by Old Crosby, Frodingham Road, High Street and Grosvenor Street, where 14.3 per cent of the Pakistani population live.

There was some evidence to suggest that residential settlement patterns were gradually changing, with households moving beyond traditional population clusters. Infilling by recent arrivals and newly formed households, however, was maintaining demand in areas of traditional settlement.

High levels of economic activity and employment are apparent among Pakistani men, the unemployment rate having fallen from 19.3 per cent in 1991 to 2.7 per cent in 2001. Pakistani men are more commonly self-employed and full-time students than other men in the district. In contrast, a large proportion (68.3 per cent) of Pakistani women are economically inactive and only one-quarter (27.0 per cent) are in paid employment, compared to 52.5 per cent of all

women in the district. Almost one in five (18.2 per cent) of Pakistani people have never worked, compared to 3.1 per cent of all people over 16 years of age in the district. Pakistani people in work, however, are more likely to be in managerial and professional occupations (40.9 per cent compared to 19.6 per cent of all people between 16 and 74 years old in employment in the district), reflecting relatively high levels of academic achievement within the Pakistani population.

3.4.2 Pakistani Housing Situations

The vast majority of Pakistani people are living in the private sector, 74.3 per cent living in owner occupied housing and 12.7 per cent living in accommodation rented from a private landlord. The number of Pakistani people living in council housing did increase between 1991 and 2001, but the proportion of the population living in the sector is still relatively low (7.7 per cent compared to 13.9 per cent of all people in the district).

Table 3.6 Tenure Profile of Pakistani and District Populations

Tenure	Pakistani (%)	All people (%)
Owner occupier	74.3	74.8
- outright owner	19.0	25.7
- owned on mortgage or loan	55.3	49.1
Shared ownership	0.0	0.2
Rented from council	7.7	13.9
Other social rented (Housing Association)	4.3	1.4
Private rented	12.7	6.6
Rent free	1.0	1.8
Communal establishment	0.0	1.2
Total people	412	152,843

The fact that Pakistani people are more likely to be living in housing association accommodation than the general population suggests historical under-representation in the council sector does not reflect

an in principle opposition to living in social rented housing. This fact was confirmed by the comments of the five Pakistani women interviewed, who pointed to a number of issues and factors, revealed by previous studies of Pakistani housing choices and outcomes in other towns and cities (Ratcliffe et al., 2000⁹; Bowes et al., 1998¹⁰), that were limiting their willingness and ability to access council housing:

- awareness and familiarity with how to access council housing and the opportunities provided by the sector.
- a general impression that council housing is not a service for Pakistani people, a view based on direct experience and second hand accounts of service provision (awareness and response to cultural requirements, presence of Pakistani workers within the staff base, availability of translation and interpretation support).
- the perception that council housing is not readily available in preferred areas and concerns and fears about living in areas where council housing is thought to be located (large estates beyond the traditional population cluster adjacent to Scunthorpe town centre):

"Council house is not good 'cause it's not in good area."

Pakistani women, owner occupier, 30 years old

"They got private rented and then they never bothered [with the council]...because they can't go and live in the council estate because there's a lot of racism. It's just, they have never lived there, but it's common knowledge that if they go there'll be a lot of problems...racial problems, especially."

Pakistani Woman, owner occupier, 61 (through an interpreter)

For some respondents the impact of these factors on their ability and willingness to access council accommodation were compounded by additional factors. A common issue raised by the majority of respondents was the availability of relevant accommodation in their preferred area of residence. Fatima Chaudrey¹¹, for example, is 61 years old and lives with her husband in an owner occupied property. Fatima and her husband have applied for council housing, explaining that the costs of maintaining their property were an increasing problem and that they need to access more appropriate accommodation given her husband's health problems. Fatima reported that they were hoping to move into a bungalow and recounted being offered a bungalow by the council, which they

were unable to accept because of concerns about the neighbourhood in which the property was located:

"My husband is ill - heart problem - they offer her bungalow but it's out of this area (Crosby), where they say they'd be scared because they live near their family.....she said they were offering one bedroom bungalow on Henderson Avenue. She said that it's very hard to live with these clothes, what she means is from her background, to stay in that area. One reason is that there's a lot of problems for Asians, she thought very, feeling very insecure, and the second reason they didn't accept it was that there was only one bedroom and sometimes because her husband is ill she has a granddaughter coming in and staying the night or her daughter will come and stay so they definitely need two bedrooms."

"So you've applied to stay in the Crosby area?"

"Yes, yes, I applied, yes...in a bungalow. There isn't very many. The council says we can't give you a house because you don't have any family, you're a couple, so they might just offer a flat or something. She says they might move in with their son..."

(through an interpreter)

3.4.3 Housing Conditions and Suitability

Pakistani households are far more likely than White British households to be living in deprived housing situations, 14.7 per cent living in accommodation that is either overcrowded, or is in a shared dwelling, or does not have sole use of bath/shower and toilet, or has no central heating, compared to 6.6 per cent of White British households. The most common problem, according to the Census data, is overcrowding. Pakistani respondents, however, appeared more concerned with the physical condition of their accommodation.

Overcrowding

Overcrowding is a relatively common situation within the Pakistani population of North Lincolnshire, with 12.5 per cent of Pakistani households containing 17.4 per cent of the Pakistani population living in overcrowded conditions. High levels of overcrowding reflect the relatively large size of Pakistani households (the average household containing 3.44 people, compared to 2.35 people within the White British population) and the large proportion of households containing dependent children (71.2 per cent, compared to 30.6 per cent of households within the White British population). Consequently, one in ten (10.4 per cent) of Pakistani

⁹ Ratcliffe, P., with Harrison, M., Hogg, R., Line, B., Phillips, D. and Tomlins, R., and with Action Plan by Power, A. (2001) *Breaking Down the Barriers: Improving Asian Access to Social Rented Housing*. Coventry: CIH, on behalf of Bradford MDC, Bradford Housing Forum, The Housing Corporation and FBHO.

¹⁰ Bowes, A., Dar, N. and Sim, D. (1998) *Too White, Too Rough, and Too Many Problems: A Study of Pakistani Housing in Britain*. Research Report No.3. Stirling: Department of Applied Social Science, University of Stirling.

¹¹ The names of all respondents have been changed to provide anonymity.

households have more than one person per room, compared to only 0.8 per cent of all households in the district.

A common assumption, asserted by the stakeholders interviewed (service providers and community-led groups), is that overcrowding within the Pakistani population reflects a fundamental mismatch between the size of Pakistani households and the limited availability of larger sized properties. In North Lincolnshire, this problem appears to be reinforced by the very limited availability of larger properties in locations where the Pakistani population is currently clustered. Pakistani households are therefore unable to resolve their overcrowding by moving to more appropriately sized accommodation. It would be wrong to presume, however, that overcrowding within the Pakistani population is merely a consequence of the mismatch between household size and the local housing stock. Census data and the comments of respondents suggest that there are Pakistani households living in overcrowded situations that are willing, and even keen, to fragment into smaller households and to live separately. According to the Census, for example 16.5 per cent of all Pakistani households appear to be families living with families - being classified as other households (not single people or one family households), none being groups of students or pensioners and none living in communal establishments or shared accommodation. This finding suggests that Pakistani households in North Lincolnshire are encountering problems accessing housing and are being forced to rely on family and friends for shelter.

Housing Conditions

Census data hints at improvements in the living conditions of Pakistani households, there having been a reduction since 1991 in the proportion of households without central heating (from 16.8 per cent in 1991 to 5.0 per cent in 2001) and no Pakistani households now being without sole use of a bath or shower. The five Pakistani women interviewed, however, painted a more mixed picture, pointing to a number of problems not revealed by the Census data, including:

- damp and condensation
- structural problems, including woodworm and other forms of infestation
- deteriorating interior and exterior decoration
- dilapidated boundary walls and fences and related security concerns

- poor quality repairs and maintenance

Problems did not appear to be confined to any particular sector, respondents reporting poor living conditions in council, housing association, privately rented and owner occupied housing. Tenants related problems to the failure of landlords to adequately maintain the property. Amina Begum, for example, reported how her housing association landlord failed to adequately maintain their property:

"It wasn't, sort of, liveable. They won't do anything, the housing association, won't do any repairs or anything to the property...the garden was dirty and her husband couldn't do the gardening, clean the garden or clear it, because he has got arthritis. He's not well and he's a pensioner."

In an attempt to improve their situation, Amina Begum and her husband purchased a run down property in Crosby, secured a home improvement grant from the council and improved the house before moving in. In contrast to Amina's situation, two other Pakistani home owners reported problems affording the costs of maintaining their property and were looking to move into council or housing association accommodation in an attempt to access better living conditions. One of these respondents had unsuccessfully applied for a home improvement grant.

The experiences of these respondents illustrate the difficulties that many low income home owners can encounter and suggest that social housing can provide housing of a quality and standard better than some Pakistani people are experiencing in the private sector. One respondent did, however, report problems with the quality and standard of council housing, referring to problems getting the council to undertake maintenance and repair work. This respondent did suggest, however, that the situation had improved in recent months:

"Something's changed there [the council housing department]. You know they have changed the whole system. I don't know if I've got that, they've given us the handbook on the rules and regulations. There they tell you what will take what's priority and what's not, there's emergency service there's a freephone number. So, I mean,.... contractors will get in touch with you I'm so and so and I'm coming on behalf of council and this job got to be done, like they changed my boiler and one thing was not done that was my bathroom cabinet you know the airing cupboard they left it open and I got into the council I rang this person this officer who was in charge of

doing this job and then he started ringing me...I really pleased that somebody got back...they are taking more interest in the jobs for the tenants."

Pakistani Woman, 56 years old

3.4.4 Neighbourhood Preferences and Housing Choices

A relatively large proportion of Pakistani households are living in deprived housing situations. Although many Pakistani people are home owners, many are on low incomes and struggle to maintain and repair their properties. Access to council housing is restricted and many households unable or unwilling to enter owner occupation are forced to rely on the private rented sector, which is recognised as providing some of the worst living conditions in the district.

An important factor shaping these housing opportunities, choices and outcomes is the expressed preference of Pakistani people for living in the Crosby area of Scunthorpe. This apparent preference reflects both the benefits associated with living in Crosby and the fears about and problems encountered living in other parts of the district. The result is that Pakistani housing choices are limited to the very particular stock profile and tenure options available in the Crosby area.

The Benefits of Living in Crosby

The preference for living in Crosby was closely associated with the benefits of living close to other Pakistani households. These benefits included the advantages of having family and friends close by, three of the Pakistani women interviewed, for example, reporting that family members provided interpretation support that allowed them to engage with key services, including the health service and housing department, and two women reporting that friends and relatives helped with social care and support needs. Certain facilities and key resources were also reported to be unique to Crosby, reflecting the concentrated presence of a Pakistani population in the area. Amina Begum, for example, whose case was discussed above, talked about the importance of everyday contact and support provided by networks of kith and kin:

"The family are nearby, her son lives only five minutes walk, and grandchildren, sort of extended family. Then if they [son and daughter-in-law] have to go somewhere then you child mind...sometimes you have to take them to school or bring them back if their father's not able or the mother's not able and things like that...It's all walking distance."

(through an interpreter)

Asked what she would miss if she moved to another part of the district, Fatima Chaudrey referred to religious facilities and shops catering for the South Asian population:

"They'll miss first of all the religious facilities...And they'll miss the ethnic shops, Asian shops, it's two shops in walking distance and her family, her daughters and grandchildren and son and their children, family."

(through an interpreter)

The Pakistani women interviewed also placed great importance on having key services and facilities within walking distance, given both their role and responsibilities within the household and their wider family, and only one of the five being able to drive. Crosby was recognised as being virtually unique within the district in providing easy access to the full range of such services:

"In Scunthorpe, the one good thing is that this road [Frodingham Road] has everything."

Pakistani women, 56 years old

"It's got doctors, school, even the Mosque is in walking, where children go to study Koran and their own language and religious studies and even the schools are walking distance, nursery, you know, they all so everything is near, shopping everything...Everything's sort of walking distance. It's central, she says, and most of the relatives are living in this area as well, so it's walking distance....She can't drive so she'll miss everything. She sort of would be housebound [if she moved to another area]...she'll miss everything and can't do anything if she is two miles away."

Pakistani women, 53 years old (through an interpreter)

Clearly, there are very real benefits for Pakistani people associated with living in Crosby. It would be wrong, however, to assume that living in Crosby is a purely positive choice. First, Crosby appears to be the only place in the district that respondents perceive key resources to be available that are essential to managing the particular challenges that Pakistani people encounter living in North Lincolnshire. The desire to live close to family and friends, for example, is more than a product of cultural preference and behavioural norms. Family and friends play a vital role, helping people access key services, for example, by providing interpretation support. In some instances, family and friends are also serving as a substitute to formal service provision, as revealed below in relation to social care needs.

Second, the Pakistani women interviewed also suggested that moving out of Crosby would likely

expose them to a series of additional problems and challenges. In particular, respondents were concerned about the likelihood of racial harassment and abuse living in other parts of the district. Nasreen Bibi is 56 years old and has lived in Crosby since arriving in North Lincolnshire in the 1980s. Nasreen recalled how she had discussed the possibility of moving to different areas when talking through possibilities with a council housing officer, but was reluctant to move outside Crosby:

"This lady she came to the house the housing officer to interview me what sort of area I would like to move in she said there is a lot of places in the villages you know but at the same time village people are very possessive about their surroundings they're very nice people but at the same time they don't want the foreigners, I should say, you know, or aliens. They live in their big family sort of thing villages as I believe but I would not be accepted unless I've lived there a year or two and you know been friendly with them."

"So you're a bit wary about certain areas?"

"Yes."

"Are there any areas that you really wouldn't consider moving to?"

"I wouldn't go to Westcliffe."

"Why wouldn't you move there?"

"Because they say they're very racist they are very possessive about they're if they see somebody coloured walking about, I mean this is what I've heard, you know, boys say that, that they will just throw something at you for no reason just out of hatred they won't like it 'why are these Paki's...' you know, that's what boys tell me."

"So you've heard things from other people?"

"Yes at one time you know we heard that they were planning all the Westcliffe teenagers were planning to attack Crosby it was big thing, big hoo-ha, and then we went we had a meeting with the police. We were cautious and trying to keep our kids to not go there."

Crosby, in contrast, was recognised by Nasreen Bibi as providing the safety and security that stems from living in an ethnically mixed neighbourhood and not standing out by mere virtue of not being white:

"I'm not saying that Crosby is not racist but it's the other way round, isn't it, because there is majority of the ethnic minority here, so we are not scared."

We have made us, you know, stand out so that there's, like, a majority here. But in other areas, suppose that they move me to Westcliffe, now what would it be like? People are just, somebody just come out and spit at me children because its, I've been called Paki and black bitch or something in front of my house by a five year old so where do they pick that up from? So I mean, we, we feel more safer where there is majority. But my children don't like it, they don't like it because they say that because, you see, it's a stereotype. In your eyes I am just a minority, I'm an Asian right, because you don't know me."

Emerging Problems and Concerns Living in Crosby

Although generally positive about Crosby as a place to live, the Pakistani women interviewed did raise a number of concerns about emerging problems in the Crosby area, in addition to poor housing conditions. Racist verbal abuse was reported to a common experience. Such experiences were reported to have a particularly corrosive effect on the lives of older people, undermining feelings of personal safety and security, as Fatima Chaudrey (61 years old) commented:

"In my opinion, I tell you, because at this age when our Asian people are retired and they are living on their own they feel very insecure, especially if somebody says something a little bit. They'll take it to their heart, you know, some racial remark or something, or if somebody, if there's a little incident of somebody pushing them, or you know, just saying abusive something, they will take it to their heart and they're very insecure."

Concerns about personal safety were reported by all Pakistani women interviewed, four out of five being uncomfortable going out after dark:

"We don't go out at night but you keep hearing things. A lot of going on, a lot of things going. If you sit in your window you can see a lot of things. She's heard a lot of drunk, noise and fighting and that in their road."

Fatima Chaudrey

Such problems were inevitably a cause for concern, although it was suggested that harassment and abuse was likely to more common and extreme in other parts of the district. A more immediate concern to respondents was the perceived decline of the neighbourhood and the emergence of associated problems, including drug related activity, burglaries, anti-social behaviour and a deterioration in the physical environment.

The causal story sketched out by respondents was that long term residents had gradually moved out or

died and private landlords had increasingly brought up properties in the area. The comments of Amina were typical of the views reported by respondents:

"She says the only problem is that there's some people have been buying house and letting out to people that are not very nice and they make the area bad and that's what their main concern is, a lot of people are doing this now, buying the houses or flats and letting it to people without thinking who they are so there's a lot of problems coming up with this... if they were decent people there will be no problem, but they are not."

"What are the problems?"

"Noise, shouting and all that, music, the next door house, nobody was living there then all of a sudden somebody is, they let it out to some people, they were awake all night drinking, fighting and all this kind of things, and they've gone now and we are scared that God knows who is going to come and make our lives hell again."

"Is there a high turnover of people?"

"The good neighbours don't stay very long and the bad neighbours they stay long because I mean good people they are just taking them out of this area and bringing them houses away from this area, that's what her thinking is but you feel the bad people are staying on and on and on, they're not moving, not going anywhere."

(through an interpreter)

Despite concerns about quality of life issues, none of the Pakistani women interviewed reported wanting to leave Crosby, the benefits of living in the area appearing to outweigh the difficulties. Women did report, however, that their children were keen to leave Crosby, in a bid to improve their quality of life.

3.4.5 Health, Disability and Housing Requirements

The unsuitability of their current accommodation, given the health problems and social care needs of household members, was the housing issue that caused most concern among the five Pakistani women interviewed. A range of, often extreme, health problems were reported that respondents themselves or a member of their household were experiencing. These included:

- heart problems, including Angina
- arthritis
- diabetes, high blood pressure

- asthma
- genito-urinary problems
- back problems
- mobility problems

Women talked about the unmet need for both adaptations and social care. Amina Begum, for example, is living in with her two teenage children and her husband in a terraced house which they own. Amina reported that her husband has arthritis, diabetes, high blood pressure and mobility problems. Amina receives no help caring for her husband other than from her family. Neither has their home been adapted to help Amina and her husband, Amina reporting that her husband has great difficulty getting up the stairs, having to "crawl up because his knees are really bad with arthritis" when needing the toilet. Amina appeared both reluctant and uncertain how to seek out assistance, stating that "we have everything we need", while suggesting that life would be much easier if they could move to a bungalow.

Fatima Chaudrey was also keen to move into a bungalow, but, as reported above, had turned down an offer from the council because of the neighbourhood where the bungalow was located and the fact that it only had one bedroom. Fatima reported that she has had two minor strokes and is on medication for high blood pressure, while her husband had a heart bypass five years ago and has recently started suffering from Angina once again:

"Because of his heart condition he finds it a bit hard to go upstairs, but when he's alright, he can go upstairs. But it's not very good, is it, climbing the stairs with a heart condition...he has to sleep downstairs if he is not feeling well. He can't climb up the stairs."

(through an interpreter)

Fatima receives help from her family, her daughter or granddaughter staying the night when her husband is particularly ill. Like Amina, however, despite suggesting that moving to a bungalow would make life far easier, Fatima reported no need for additional help or any alterations to her property.

Finally, Nasreen Bibi is 56 years old and lives with her husband in a three bedroom terrace house rented from the council. Nasreen reported that her husband has a genito-urinary problem, while she is suffering from problems related to arthritis and is registered disabled:

"I am registered with them for my hands and that they are going to start, because I've been for a few months now to see them and they reassess me and my arthritis and things, and they suggest that they give me special gloves support gloves and"

things and from hospital. I've got this corset to wear for my back..."

Nasreen reported that she would benefit from having someone help with basic household chores, such as hoovering and cleaning:

"The only thing is cleaning hoover up. I do that with great difficulty and you look on the floor and you want to do it, you know. Its very difficult because bending down just what's happened is my pain in constant it's not going away and I am not at ease with anything now. It's just, and I don't know what the result is going to be because its going on my right side down the leg and its going to the knee as well, so I don't know. I need that kind of help."

Nasreen has not sought out help, however, assuming that any request for assistance will be unsuccessful and suggesting that there are people who are more in need of help and assistance that she is:

"Because if you go to social services like when my mother was here with me she was getting two nights rest I mean ladies two nights and five days all morning half an hour she used to get somebody to come and help her change and that but when you ask for it I think well they say I am quite mobile you know yet there are people who are more severely disabled and they need it more than I do that's why I don't ask for it."

Nasreen did report requesting that her landlord (the council) replace the taps with mixer taps, because her arthritis is causing increasing problems turning taps on and off, which was reported to cause particular problems because of the importance of washing to Nasreen's religious practice:

"The mixer taps as I said the ritual as a ritual we have to do that and its very hard to mix the waters and do it five times you know wash your face wash your arms then your feet every time you do pray."

Nasreen also identified the need for a shower and a toilet room downstairs:

"...well I suffer from asthma and arthritis has just started same thing with my husband we're finding it that's why we're finding it hard to go up and down the stairs for the toilet purposes because he's got bladder problem with he's sixty four now and he's bad very bad so I'm going to put in for a shower toilet downstairs."

She was sceptical, however, if and when the council would respond to such a request:

"I applied for taps lever taps because my arthritis is getting into my hands now and it took over a

year to get them. Yes, because I didn't directly apply, it was through the social services, you see, 'cause they said my hands and they assessed it and they said 'yes you do need it' because I am finding it very hard to open bottles now and the taps....I was finding it very, very hard to open the taps, so they've recently done that. A few reminders, few pushes just for the taps. So how can I get the shower?"

This scepticism was also informed by Nasreen's experience of trying to get the council to carry adaptations to her mothers house:

"...my mother, I was looking after her and I can't believe that, two weeks before she died I came here on Frodingham Road and one of the officers from the housing officer used to come every Thursday and I don't know what was the hitch. I said I was really fed up and I said 'are you waiting for her to die before you start this work'. She used to be in the front room converted into a bedroom and made a commode for her, for gods sake, and she had weak heart and she had to climb up stairs. I think that's killed her...she had to go for toilet upstairs, you know, and she used to go on top of the stairs and she used to say 'can't breath'. She used to go all pale and she used to shake and sweating now that's the sign weak heart. She died of a silent heart thing....they made her suffer and they didn't do it so."

3.5 Other Asian Housing Experiences in North Lincolnshire

3.5.1. Introduction to the Other Asian population

Analysis of the 2001 Census reveals the Other Asian population to be a disparate group of people from different backgrounds who might possibly have little in common other than an ethnic identity that relates in some way to the continent of Asia yet does not fall within the Asia specific ethnic categorisations employed in the Census (Indian, Pakistani, Bangladeshi and Chinese). The information presented in this profile should, therefore, be treated with some caution

There are 154 people of 'Other Asian' origin living in North Lincolnshire, compared to 118 people in 1991. The Other Asian population represents 0.10 per cent of the district population and 2.5 per cent of the minority ethnic (non-White British) population. The vast majority of the population is scattered across the district and there are no more than five Other Asian households in any ward, other than in the Crosby and Town wards, where 38.5 per cent of the Other Asian population reside.

One-third (30.1 per cent) of the Other Asian population were born in England, 6.8 per cent were born in Africa and 2.3 per cent were born in the Caribbean. Almost two-thirds (60.9 per cent) of the population were born in Asia. Analysis of the country of birth of those people born in Asia reveals the Other Asian category to contain a disparate collection of people from across Asia:

- 20.3 per cent were born in South Asian countries other than India, Pakistan and Bangladesh
- 20.3 per cent were born in the Middle East
- 18 per cent were born in India, Pakistani or Bangladesh
- 2.3 per cent were born in the Far East (not China)

The diversity within this grouping is further evidenced by the religious affiliations of people defined as Other Asian. While members of many other ethnic groupings share a common religious affiliation (93 per cent of Bangladeshi people are recorded as Muslim, 89.1 per cent of the White Irish population are recorded as Christian), which can represent the cornerstone of shared culture and group experience, religious affiliation within the

Other Asian population is extremely diverse. Almost half (44.3 per cent) of the Other Asian population reported that they were Muslim, but large proportions also reported associations with other religions, 23.7 per cent reporting that they are Christian, 14.5 per cent Hindu, 5.3 per cent Sikh and 3.8 per cent Buddhist, whilst 2.3 per cent indicated some other religious affiliation.

This degree of diversity illustrates that, far from being a distinct group with shared experiences, aspirations and requirements, the Other Asian population is a disparate group of people who likely have little in common. It therefore important that the data presented in this profile is not interpreted as indicative of a distinct group experience. When is presented can more accurately understood as a collection of experiences drawn from across a number of distinct but relatively small ethnic group.

Over one-third of all Other Asian people in North Lincolnshire are less than 25 years old (35.15 per cent), compared to less than one-third of all people living in the district (29.68 per cent), and 30.5 per cent are less than 16 years old, compared to 20.23 per cent of all people in the district. Only 4.68 per cent of the Other Asian population are 65 years or over, compared to 16.81 per cent of all people in the district. Comparison with the situation in 1991 reveals that the age profile of the Other Asian population in North Lincolnshire is has risen, 31.3 per cent of all Other Asian people in the District in 1991 having been less than 25 years old.

Table 3.7 Age Profile of the Other Asian and District Population

Age (years)	Other Asian (%)	All people (%)
0-4	6.25	5.63
5-14	14.84	13.25
15-24	14.06	10.80
25-49	42.19	34.35
50-59	10.16	13.79
60-64	7.81	5.37
65-74	2.34	9.13
75+	2.34	7.68
Total	128	152,831

3.5.2 Housing Situations

Half of Other Asian households contain one family, the vast majority of these households are married

couples. In total, 44.2 per cent of all Other Asian households are married couples (13.5 per cent with no children and 30.7 per cent with at least one dependent child). In total, 42.3 per cent of Other Asian households contain at least one dependent child, compared to less than one-third (29.6 per cent) of all households in North Lincolnshire and 49.0 per cent of Other Asian households in 1991. Almost one quarter (23.1 per cent) of Other Asian households contain one person and the majority of these single person households contain a person of working age. In 1991, 22.4 per cent of all Other Asian households contained a single person.

According to the Census there are no single parent households within the Other Asian population. One-quarter (25.0 per cent) of the population are categorised as 'other households' (i.e. not single people or one family households), compared to just 4.4 per cent of households across the district. 7.7 per cent of these households are groups of students. It seems reasonable to infer that many of the remainder are households incorporating more than one family, raising the possibility of overcrowding; the majority include dependent children, none are groups of pensioners and none live in shared accommodation.

A relatively small proportion (68.2 per cent) of the Other Asian population live in owner occupied accommodation. A relatively small proportion are also resident in the social rented sector, only 3.8 per cent renting from the council and 2.3 per cent renting from a housing association. A very high proportion (20.5 per cent), meanwhile live in the private rented sector. One explanation for this tenure profile could be the fact that, as suggested by a number of local statutory, voluntary and community sector interests interviewed by the research team, many of the Other Asian population are relatively new to the district, moving into the area to take up employment opportunities in the district. They might therefore lack the financial resources to buy into the local housing market and also encounter difficulties satisfying the local connection criteria enforced by the local authority housing department.

Table 3.8 Household Profile of the Other Asian and District Populations

Household type	Other Asian (%)	All people (%)
One person	23.1	27.2
Pensioner	5.8	14.3
Other	17.3	12.9
One family and no other	51.9	68.4
All pensioners	7.7	10.1
Married couple households	44.2	40.8
- no children	13.5	16.1
- with one dependent child	11.5	7.0
- with two or more dependent children	19.2	11.4
- all children non-dependent	0.0	6.2
Cohabiting couples	0.0	8.4
- no children	0.0	4.2
- with one dependent child	0.0	1.9
- with two or more dependent children	0.0	2.0
- all children non-dependent	0.0	0.3
Lone parent households	0.0	9.1
- with one dependent child	0.0	3.3
- with two or more dependent children	0.0	3.1
- all children non-dependent	0.0	2.7
Other households	25.0	4.4
- with one dependent child	5.8	1.0
- with two or more dependent children	5.8	0.9
- all student	7.7	0.0
- all pensioners	0.0	0.3
Other	5.8	2.2
Total households	52	64,108

Table 3.9 Tenure Profile of Other Asian and District Populations

Tenure	Other Asian (%)	All people (%)
Owner occupier	68.2	74.8
- outright owner	19.7	25.7
- owned on mortgage or loan	48.5	49.1
Shared ownership	2.3	0.2
Rented from council	3.8	13.9
Other social rented (Housing Association)	2.3	1.4
Private rented	20.5	6.6
Rent free	0.0	1.8
Communal establishment	3.0	1.2
Total people	132	152,843

Whether or not the recent arrival of sections of the Other Asian population provides a valid explanation for the tenure profile evident within the Other Asian population is unclear, but major shifts in the tenure profile of the population since 1991 appear to indicate a major upheaval within the population, indicative of the inflow of a number of new households. Key trends include a major reduction of owner occupation (85.3 per cent of Other Asian households were owner occupiers in 1991), a major reduction in council renting (8.8 per cent of Other Asian households were renting from the council in 1991) and a major increase in private renting (only 10.6 per cent of Other Asian households were renting privately in 1991).

The vast majority of Other Asian people are living in a house or bungalow (88.8 per cent). This proportion is relatively small, however, compared to other minority ethnic groups and the wider population. A relatively small proportion are also resident in flat or maisonette accommodation, while a relatively large proportion are resident in a temporary structure (mobile home or caravan) or a communal establishment.

3.5.3 Amenities and Living Conditions

A relatively large proportion (7.4 per cent) of Other Asian households, containing 11.04 per cent of all

people classified as Other Asian, are living in overcrowded conditions, compared to 2.77 per cent of all households in the district.

Table 3.10 Living Conditions for the Other Asian and District Populations

Amenities	Other Asian people (%)	Other Asian households (%)	All people (%)	All households (%)
No central heating	3.25	5.56	3.35	4.21
Sole use of bath/shower and toilet	-	100.00	-	99.82
Over-crowding	11.04	7.41	3.75	2.77

3.5.4 Economic Activity

A relatively high proportion of Other Asian men are economically active, while Other Asian women are more likely than other women in the district to be economically inactive.

Men

Men within the Other Asian category are less likely than other men in the district to be in full-time employment (47.1 per cent), compared to all men across the district (55.8 per cent) and compared to the situation in 1991, when 69.0 per cent of Other Asian men were in full-time employment. Part-time employment, however, is more common among Other Asian men, 7.8 per cent of Other Asian being in part-time employment, compared to 2.8 per cent of all men across the district and no Other Asian men 1991. Self-employment is also more common among Other Asian men, 25.5 per cent of Other Asian men being in self-employment compared to 9.6 per cent of all men across the district and 9.5 per cent of Other Asian men in 1991. No men within the Other Asian category between the ages of 16 and 74 are recorded as being unemployed in 2001. A relatively small proportion of men in the Other Asian category are economically inactive and a relatively small proportion are retired (7.8 per cent compared to 14.1 per cent of all men between 16 and 74 years old in the district). Finally, a relatively large proportion of Other Asian men are students (5.9 per cent).

Women

Half of women within the Other Asian category are

economically active, which is a slightly lower proportion than within the full population of women between 16 and 74 years old (57.3 per cent).

Economic activity amongst Other Asian women appears to have increased since 1991, when 38.0 per cent were economically active. Full-time employment is far more common than part-time working among women in the Other Asian category, 20.0 per cent being in full-time employment, compared to 8.0 per cent in part-time employment.

Unemployment is more common among Other Asian women, 6.0 per cent being unemployed, compared to 2.8 per cent of all women, and levels have risen since 1991, when 4 per cent of all Other Asian women over 16 years old were unemployed.

Over one quarter (26 per cent) of Other Asian women are students, compared to only 3.2 per cent of the all women aged between 16 and 74 years old in the district. Other Asian women are less likely to be retired or looking after the home, compared to all women in the district.

Occupational Class

A relatively large proportion (43.4 per cent) of people in the Other Asian category over 16 years old whose occupation could be classified are working in managerial and professional occupations, compared to all people in the district (28.1 per cent). A relatively large proportion of the Other Asian population are also small employers or account workers (22.4 per cent of all people over 16 years old whose occupation could be classified, compared to 8.4 per cent of all people over 16 years old in the district), while routine and semi-routine occupations are less common among people in the Other Asian category (22.4 per cent of all people over 16 years old whose occupation could be classified, compared to 38.9 per cent of all people over 16 years old in the district). More than 1 in 10 (14.02 per cent) of people in the Other Asian category over 16 years old were classified as full-time students, compared to only 4.27 per cent of all people in the district more than 16 years old.

Industry

Half (48.39 per cent) of all people in the Other Asian category in employment are managers, senior officials or in professional occupations, compared to 19.56 per cent of all people between 16 and 74 years old and in employment. Other key employment sectors for people in the Other Asian category are health and social work (27.42 per cent of people in employment, compared to 10.62 per cent of all people in employment), manufacturing (20.97 per cent compared to 23.74 per cent of all people in the district in employment) and wholesale/retail/repair of

motor vehicles (17.74 per cent, compared to 17.23 per cent of all people in employment).

3.5.5 Health

More than one-third (36.54 per cent) of all Other Asian households were reported to contain a person with a limiting long-term illness (LTLI), compared to 35.2 per cent of all households across the district.

3.6 Somali Housing Experiences in North Lincolnshire

3.6.1 Introduction to the Somali Population

The history of the Somali community in North Lincolnshire dates back at least until the 1950s, when young Somali men were apparently drawn to the area by the prospect of work in the local steel industry. The tendency in other towns and cities was for this largely male community to be joined in subsequent years by women and children. From the mid-1980s onwards there was a renewed wave of out-migration from Somalia, as a result of civil unrest and conflict. These new arrivals tended to join members of existing Somali communities, resulting in a recent increase in the Somali population in a number of towns and cities. This pattern of settlement would appear to account for the increase in the proportion of the Black African population in North Lincolnshire born outside the UK, rising from 50.8% in 1991 to 69.7% in 2001. A more recent development reported by a number of stakeholders in North Lincolnshire and corresponding with recent developments in a number of other towns and cities with established Somali populations (Robinson et al., 2004), is the recent arrival of Somali families from other European Union countries, including Sweden and the Netherlands.

The profile of the Somali population in North Lincolnshire reflects this history of immigration, particular characteristics including a cohort of older single men who moved to the area to work in heavy industry in the immediate post-war period, a relatively large number of single parent families, many of whom fled to the UK in recent years to escape the civil war in which they had lost family members, and a rising number of young people born and raised in the UK. The exact size of the Somali population in North Lincolnshire, however, is unknown because of the failure of the standard ethnic categorisation employed in the Census of Population, ethnic monitoring by statutory agencies and research and analysis to recognise 'Somali' as a distinct ethnic category. It appears likely, however, that the majority of the 182 Black African people recorded as living in the district in the 2001 Census are of Somali origin, given the apparent absence of any other major African population in the district. It is also possible, however, that some members of the Somali population were grouped into other ethnic categories by the Census, including the Black Other and Other categories. Census data on the Black African population should therefore be interpreted with caution and cannot be assumed to be representative of the whole Somali population.

Very high levels of unemployment and economic inactivity are apparent within the Somali population in North Lincolnshire, reflecting the reported situation among the Somali population across England (Cole and Robinson, 2003¹²). Despite a relatively high proportion of Black African people less than 50 years old possessing an undergraduate degree, post-graduate degree or professional qualification, the unemployment rate for economically active men and women and the proportion of people permanently sick or disabled in the Black African population is double the rate across the wider population. Employment issues were not explored in-depth during face-to-face interviews with Somali people in North Lincolnshire, but respondents did offer a glimpse into the traditional reliance of many Somali people on the local steel industry for employment. Today, however, the public sector appears to provide a far more important source of employment for the Black African population, 55 per cent of all Black African people currently in employment working in health and social work, compared to only one in ten of the wider population.

3.6.2 Somali Housing Situations

The majority of Somali people in North Lincolnshire appear to be living in rented accommodation. Only 39.0 per cent of the Black African population reside in owner occupied housing, compared to 74.8 per cent of all people in the district. The low level of owner occupation appears to be less a reflection of preference and choice and more the consequence of low income levels, indicated in the Census data by high levels of economic inactivity, sickness and disability and unemployment. When asked to express a preference, the majority of 13 Somali people interviewed in-depth expressed a desire to own their own home.

Analysis of Somali housing experiences across England has pointed to the concentration of Somali households in local authority and housing association accommodation (Cole and Robinson, 2003). In North Lincolnshire, however, it appears that the Somali population is concentrated in the private rented sector, more than one-third of the Black African population living in private rented accommodation, compared to just 6.6 per cent of all households in the district.

¹² Cole, I and Robinson, D. (2003) Somali Housing Experiences in England. Sheffield: CRESR, Sheffield Hallam University / Housing Corporation.

Table 3.11 Tenure Profile of the Black African and District Populations

Tenure	Black African (%)	All people (%)
Owner occupier	39.0	74.8
- outright owner	14.8	25.7
- owned on mortgage or loan	24.2	49.1
Shared ownership	0.0	0.2
Rented from council	15.4	13.9
Other social rented (Housing Assoc)	6.0	1.4
Private rented	37.9	6.6
Rent free	0.0	1.8
Communal establishment	1.6	1.2
Total people	182	152,842

The reasons for the limited representation of Somali population in the council sector and high proportion renting from private landlords appear to be complex and numerous. Awareness and understanding of the opportunities provided by social landlords, knowledge about how to access the sector, perceptions and experiences of the service provided by social landlords and practical difficulties approaching landlords all emerged as key themes explaining the failure of some Somali respondents to have approached the local authority or housing association for help with their housing needs, despite often living in poor and overcrowded conditions. Mr Irrobeh's¹³ situation helps illustrate some of these issues.

Mr Irrobeh is 29 years old. He is in full time employment and lives alone in a two bedroom house that he rents from a private landlord. Mr Irrobeh has been in the UK for 14 years and has lived in Scunthorpe for the last 10 years. During this time he has lived in five different properties all located in the Crosby area, originally staying as a guest with friends and subsequently staying in a succession of one or two bedroom flats. He reported that conditions in these flats were often poor:

"I lived in a flat in Crosby and it wasn't in the best condition...I know from private property in this

town, rented by private landlords, some of it would probably be shut down if they check, I know that....The conditions are not a surprise. I mean, you get a one bedroom flat private and it costs you £60, £70, and can't, it's absolutely freezing, there's draughts coming through the door or something. I mean for that it's a major constructional work and I don't think really, it's easy to say they should put windows in and put this in and put that in. In the real world they rarely do."

Mr Irrobeh eventually decided to try and improve his housing situation by spending a substantial amount of his weekly income on renting a two bedroom private house that was in better condition than his previous accommodation, although he did report having to finance improvements to the house out of his earnings. Although content with his current accommodation, Mr Irrobeh commented how the paying for this accommodation was preventing him saving to buy a place of his own. Reflecting further on this point, Mr Irrobeh commented that he would ideally like to live in a council flat, where costs would be lower, he would have greater security, better living conditions and would be able to begin saving for his future:

"What changes would make the most difference to you in your housing?"

"I personally honestly would prefer to have a simple one, Council flat, but I know that my chances aren't high."

"And that would be in Crosby?"

"Yes that would be my choice but I don't know of any."

"What your ideal housing situation be?"

"Two bedroom flat would do me, I'd be quite happy to get, one thing is Council property you know, so from what it should be it will be maintained to the standard which is required, that's one thing about that that's different from private landlords, secondly I could stay there a long time."

"So security?"

"Well yes because if you did get Council house then obviously you're not obliged to move out 'cause so and so wants to sell tomorrow, you can actually feel resident for as long as you feel, in terms of buying, you'd probably end up buying, there's a lot of chances you know, I wish I'd got a

¹³ The names of all respondents have been changed to provide anonymity.

house from the Council ten years ago, today I would be buying the house and it would be mine and that would actually have made my life different."

Mr Irrobeh is not, however, on the council waiting list. Asked why not, he reported how he had approached the council seven or eight years ago and been told that as a single man he had low priority and would have to wait a matter of years for an offer of accommodation:

"I asked them, I think seven or eight years ago, but I never went back again because I didn't have faith in it. I know that I will wait two or three years."

Whether or not Mr Irrobeh is right in his understanding of the local authority's lettings policy and is correct that there are few council flats in the Crosby area, these opinions have been a major influence on his actions, as he explained when asked why he has always lived in the private rented sector, despite problems with the costs and poor conditions:

"The reason, because with being single, I haven't put my name down on the Council. I've tried but because they put these conditions on where they say you're single, this and that, and I say I might need to raise a family in the future and the reason why I even tried, I work full time so I've tried to buy a house but the prices you understand are so high so I mean I'm forced to rent, I've got no other choice and you know. The Council they see me as much as they probably see any young single person but what's different with me and somebody who's local from Scunthorpe is I haven't got a family to go to or for help to buy a house."

Finally, questioned about whether he had ever approached a housing association for accommodation, Mr Irrobeh reported that he had never approached a housing association and was unaware what service they provided and how to access their accommodation:

"For that I've not tried, I don't even know where there offices is, but that's different, a completely different thing. I don't know how they deal with people. Only know Council."

Mr Irrobeh's case illustrates a number of key factors that emerged in discussion with other Somali people and with housing association and local authority officers that help explain the particular housing situations of the local Somali population:

- some Somali people have limited knowledge and awareness of access routes into council housing and the housing association sector. Despite severe housing need, some Somali

people do not think or know how to approach the council or a housing association for help. For certain people with limited English language skills, this situation is compounded by the lack of interpretation and translation support available within the district. It was suggested that these problems could be improved by the recruitment of liaison officer from the Somali community.

- some respondents were unaware that the local authority and housing associations had stock in the Crosby area, where all the Somali people interviewed expressed a preference for living. Some respondents appeared to assume that all council properties were on large estates in neighbourhoods where few minority ethnic households live. Mr Ali, for example, is 22 years old and has lived in Crosby all his life and was keen to remain in the area to be near his mother who is registered disabled and has mobility problems, but was uncertain whether there were any council properties in the area:

"Well if you apply to the council the property, you know, it takes a long time basically. To be honest I haven't really seen many, you know, ethnic people or well ethnic people in general in council housing in Scunthorpe, so its not something that first comes to mind just its...and plus, like, I'd say like you think to just go private. It was just something that came second nature."

"Do you know if the council have many properties around here?"

"In town I suppose there's a few major blocks, I don't know around this area. I'm not too sure."

Mr Musa is 69 years old and lives with his wife in a house let from his son. Mr Musa explained his family and friends looked to the private sector for housing because it was quicker and easier to access in the area where people are wanting to live. This perception was informed by the experiences of a number of friends who were reported to have applied for a council housing and had to wait a considerable time before being offered a property in Westcliffe, which felt to be too far away from Crosby, where family and friends live:

"I know people, eight, nine year here, and they applied council house and I heard they offer somewhere Westcliffe and they offer somewhere else far away from here (Crosby). I heard they say 'no, it's too far'...and they want a house near their family."

Finally, two additional issues emerged that appear to help explain the reliance of many Somali households on the private rented sector and the relatively small proportion living in council housing:

- some Somali council tenants reported major problems with the size and condition of their property. As will be revealed below, respondents reported problems getting the council to undertake repairs and maintenance and were living in poor quality accommodation and health threatening situations. Overcrowding was also reported to be a major problem. If these experiences are in any way indicative of the wider experiences of Somali council tenants it would be hardly surprising if Somali people have increasingly come to regard council housing in Crosby as something to be avoided.
- local authority officers suggested that the lettings policy of the local authority, which requires new tenants to have been resident in the district for at least 12 months, could well have had a differential impact on the Somali population, many of whom arrived in North Lincolnshire during the 1990s. With access to council housing blocked and owner occupation financially out of reach, many of these households were reported to be forced to rely on the private rented sector, where they appear to have remained.

3.6.3 Housing Conditions and Suitability

The suitability and condition of accommodation was the housing issue that raised most concern and dominated discussions with Somali respondents. Two principle concerns were apparent; overcrowding and poor living conditions.

Overcrowding

Overcrowding appears to be a major problem among the Somali population. According to the Census, 15.8 per cent of all Black African households are living in overcrowded accommodation, compared to just 2.8 per cent of all households in the district. Overcrowding was also reported by the Somali people interviewed. Mrs Mohamed, for example, reported how she is living in a three bedroom council house in Crosby with her six children aged between eight and 20 years old. The children want to remain in the family home but the sleeping arrangements are becoming increasingly problematic as they grow up.

Two respondents had responded to overcrowding by reconfiguring their accommodation in an attempt to

create more bedroom space. In one instance this involved converting a reception room into a bedroom and in another a downstairs bathroom had been converted into a bedroom. The sleeping arrangements were improved, but the living space was reduced. Mr Hersi, for example, is 16 years old and lives with his mother, two sisters and brother in an owner occupied property. He also has three sisters who have left the family home and recounted how a downstairs bathroom had to be converted into a bedroom to accommodate his brothers and sisters when they were all still living at home. Doing so, however, had led to other problems of the kind described by Mrs Mohamed, who talked about her and her children having to queue to use the bathroom and toilet in the morning.

It was noticeable talking to Somali people living in such situations that overcrowding appeared to be problem that they were putting up with, rather than actively seeking to resolve. No one talked about attempting to access alternative, larger accommodation. When asked why not, a common refrain was that there are few, if any, larger properties in the Crosby area and it is in Crosby that they want to live. Respondents appeared, in effect, to be prioritising the benefits they associated with living in Crosby (see below), above the need to resolve their housing problems. This compromise, however, was often being made on the basis of only a partial appreciation of the housing opportunities available in the area. The barriers restricting access to council housing have already been mentioned above. Respondents such as Mr Ali, for example, were also often unclear or unaware of the opportunities provided in the Crosby area by the housing association sector:

"I never really thought about that 'cause I didn't know one that existed you know, what I knew of was private and council really. In terms of housing association, I wouldn't know. I'm not familiar with any available really."

Neither did owner-occupiers talk about extending their current property to create more living or bedroom space, home owners reporting problems finding the resources to maintain and repair their property, never mind pay for major building work.

The apparent prevalence of overcrowding within the Somali population should come as no surprise. Overcrowding has been found to be commonly associated with households containing children and populations living in rented accommodation (ODPM, 2002¹⁴). The relatively large proportion of Somali households living in rented accommodation has already been discussed. Somali households in

¹⁴ ODPM (200) Survey of English Housing. London: The Stationery Office.

North Lincolnshire also appear to be relatively large, compared to the wider population, and are more likely to contain children. Almost half (44 per cent) of all Black African households in North Lincolnshire, for example, contain children, compared to one-third (33.2 per cent) of all households across the district and the average household size across the Black African population (excluding single people households) is 3.3, compared to 2.9 across the wider population. Overcrowding within the Somali population also likely reflects the relatively high proportion of Black African households in flat accommodation (25.3 per cent compared to just 8.87 per cent of the total district population).

Housing Conditions

Census data suggest that Black African households in North Lincolnshire are living in relatively good conditions. Only 1.52 per cent have no central heating (compared to 4.21 per cent of all households in the district), and all have sole use of a bath/shower and toilet. Conditions also appear to have improved since 1991 when 17.2 per cent of all Black African households had no central heating. The 12 Somali residents interviewed by the research team painted a far less rosy picture, however, pointing to serious problems with the maintenance, repair and condition of their accommodation, which were reported to be impacting on health and well-being. Advice workers and voluntary sector agencies also recounted assisting Somali households in taking legal action against the local authority for failure to repair and maintain accommodation to a satisfactory standard.

Problems with housing conditions were particularly apparent among Somali council tenants, five of the six council tenants interviewed reporting problems with the condition of their accommodation. Mrs Omer is 28 years old and shares a council flat in the Crosby area with her husband, who she reported as having health problems, including diabetes, high blood pressure and mental health problems:

"I live in council house, it's a flat, its two bedrooms. The flat is too much damp and wet. The house is too cold...I've got central heating, I've got fire for living room. The window no good. I've got thin window and damp and too cold the house to heat properly."

Like the five Somali council tenants reporting problems with their accommodation, Mrs Omer had approached the council but was dissatisfied with the response:

"I contact housing and nobody listened to me because, I had because my husband wasn't very well and he was in hospital and I tell them, the

council, that the house is too cold and they didn't repair my house. And I told them that my husband take a lot of tablets, you know, for illness and I visit the council to help and do up my house....They haven't done anything."

Mrs Omer perceived that she had been treated unfairly, reporting that the council had carried out repairs on her neighbour's property, while neglecting to respond to her requests for assistance:

"My next door neighbour, she only went one year in the house and they did everything, you know, and we haven't had ours. Nearly, two years, three years nearly, they haven't fixed my windows. Nobody can do for me."

Mrs Omer reported seeking help from the Citizens Advice Bureau, who spoke to the council on her behalf and also reported sometimes paying for urgent repairs out of her income support:

"I go to Citizens Advice Bureau and she spoke for me to help. Nobody came. They don't do my house. I don't know why, why they don't help me, I don't know because I've been five years that house....they sometimes say 'we haven't got money, we haven't to do this' I say 'ok'. And if they didn't do it, because two times, sometimes when my central heating is broken I go out of my pocket, and, you know, we are on income support."

Mrs Omer was not alone in experiencing difficulties getting the council to respond to reported problems with the repair and maintenance of the property. Mrs Dualeh is 73 years old and has lived in the same council property for over 20 years. She reported that the council did some modernisation work five or six years ago but repeated requests for help have more recently come to nothing:

"Really, really I would complain to the council. Every time we say they answer 'no money'. Where I live now is finished with. The door and window rot. Some places coming water in. I can't go really properly some flow right in my toilet, then it stays because its come in all over the wall in water."

Mrs Dualeh reported being told by council staff to 'speak good English' when she reported a problem. Mrs Dualeh also questioned why she should need to engage a solicitor to force the council to undertake repairs and maintain the property, pointing out that she has paid rent for over 20 years. She also compared her situation with the standard of housing she believed Somalia refugees recently arrived in other towns and cities to be accommodated in:

"We should get an answer but they never do anything. I know some people go solicitor and they making lot of things. What for we go solicitor? What for? To me its free but its still if you go solicitor they cost money, and they don't understand even you see you go big city the people live in houses, nice houses new houses big city everything. I live ten years I never see building something. That's not right, that's not right people come in refugees, they live in bad houses. Somalia people just coming in England - Sheffield, Manchester, Liverpool - I couldn't believe when I see where they live. We live twenty years here, half our life you know, they are bad very bad, Scunthorpe Council. I don't know why they did people that."

Disturbing evidence was also revealed of Somali households suffering poor living conditions in silence. Mr Yusuf, for example, who is over 80 years old and is suffering from a number of health problems and disabilities, including partial sight, mobility problems and breathing difficulties, reported a host of major problems with the condition of his council flat. These included severe problems with damp and condensation and water penetration. Mr Yusuf lives alone and has neither the language skills or awareness of how to go about contacting the council about his situation.

3.6.4 Neighbourhood Preferences and Housing Choices

A relatively large proportion of the Somali population appear to be living in poor housing situations. Particular problems include overcrowding and poor living conditions. Tenants reported problems getting their landlord to undertake repairs and maintenance and some home owners talked about the problems of financing the upkeep of their property. One obvious response when faced with such problems is to seek out and secure alternative accommodation which provides improved living conditions and is better suited in terms of size, design and layout. Various factors have been revealed, however, to be limiting the housing choices of Somali households. Low income levels appear to restrict entry to owner occupation for most Somali households. Limited awareness and understanding of available opportunities restrict some households from negotiating an improved situation in the private rented sector, while the perception and experience of poor conditions in council housing and limited awareness of the housing association sector limit the opportunities provided by the social rented sector. In addition, the policies and service delivery of some landlords appear to have had a differential impact on

Somali households, restricting choice and limiting opportunity.

Somali households share many of these problems with households of all ethnicities who are living on low incomes, coping with deprivation and might possess limited awareness and understanding of available opportunities and how to maximise their possibilities within the local housing system. An additional factor shaping the housing choices, opportunities and outcomes of Somali households, however, is the expressed preference for living in Crosby, a relatively small neighbourhood located adjacent to Scunthorpe town centre where the Somali population has historically been clustered. This preference reflects the various benefits associated with living in Crosby, but is serving to limit the housing choices of Somali households to the very particular stock profile and conditions and tenure options available in the Crosby area.

The Benefits of Living in Crosby

The preference among the Somali population for living in the Crosby area was found to be closely associated with the benefits of living close to other Somali households. Some people talked about the comfort of knowing that family and friends are on hand to assist as and when needed. Such comments are little different from what many people might be expected to say about the importance of support networks of kith and kin in providing advice and support or help with childcare, for example. Somali respondents, however, also pointed to the importance of having ready access to networks of kith and kin as a substitute for formal provision, given difficulties accessing services and securing adequate assistance with a range of issues, including health, social care and housing. Friends and relatives were also revealed to be often acting as intermediaries in respondents' dealings with statutory providers, offering advice and providing assistance with translation. Living close to other Somali people was also reported to foster a sense of safety, security and comfort, particularly for people new to the area, an issue explored in more detail below:

"What you get from living here within that kind of population cluster?"

"Oh it's good because you're around members of your own community and it's good to see them because like Crosby's one of the areas where it's like a burst and drip sort of thing like, the eight Somalis might disappear and another eight come and now all these cousins, a lot of people seem to want somewhere where small community get you to adjust to the English lifestyle....especially

people, the new immigrants, the people that have come in recently, they want to be, they feel more comfortable surrounded by people of the same culture, who understand their values and things like that."

Respondents also referred to the benefits of living in an area with a relatively large minority ethnic population, in addition to a Somali presence. These benefits fell into three broad categories:

- some respondents talked about feeling more at ease and comfortable in an area where they do not 'stand out' because of there being so many 'black' faces, and therefore being less likely to be the victim of harassment and racial abuse, an issue explored in more detail below.
- respondents also pointed to various facilities utilised by Somali people that are available in the Crosby area because of the presence of a relatively large minority ethnic population. One obvious example is the availability of religious facilities, the only mosques in the district being located in Crosby because of the presence of a sizeable Bangladeshi and Pakistani population. Although the language barrier was reported to prevent Somali people from engaging fully with events at the mosques, respondents reported that at least they had ready access to a place of worship.
- the clustering of the minority ethnic population in the Crosby area also appears to have resulted in certain local services, such as the local link office, making greater efforts than service providers elsewhere in the district to understand and respond to the experiences of minority ethnic households.

The local geography of Crosby and the close proximity of resources and facilities was also identified as a benefit of living in the area. In particular, Somali women referred to the importance of having key resources, including schools, health care services and shopping facilities, within walking distance on Frodingham Road and in Scunthorpe town centre. Often responsible for managing the household and looking after dependent children and relatives with health problems, but without access to a car, these women stressed the importance of having these key resources close at hand:

"Yes Crosby area is nice and quiet place and because for me its near my doctor and near my school...I like to stay Crosby area for me it has been, yes because I can't move far away you know I don't speak proper English so I don't,

'cause I have to have my doctor near house and to get my husband's prescription. In Crosby here it is for me easy."

Clearly, there are some very real benefits associated with living in Crosby. It would be an over simplification, however, to explain away the clustering of the Somali population in the Crosby area as the consequence of the Somali population exercising an active choice. First, many households feel unable to live anywhere other than Crosby because it is only there that the resources are available to help them manage a host of difficulties and challenges they encounter living in North Lincolnshire. Networks of kith and kin, for example, are for many people their only means of interacting with key services providers, such as health care services or a landlord, because of the failings of formal interpretation support within the district. In some cases these networks actually represent a substitute for formal service provision, which has proved inappropriate or inaccessible. Mr Yusuf, for example, who is over 80 years old and suffering from a number of long-term limiting illnesses and disabilities and whose situation was discussed earlier, reported having no contact with social services and being wholly reliant on friends and associates in the Crosby area for shopping, cooking and help and assistance getting out and about.

Second, respondents reported that moving out of Crosby would likely expose them to an additional series of problems and challenges. These perceptions came to light during discussion about where in North Lincolnshire respondents would and would not consider living. What emerged were heavily racialised notions of space, with certain neighbourhoods repeatedly being referred to, particularly by younger respondents, as white areas, as being more racist or as locations where Somali people would be more likely to experience harassment:

"Are there any areas (in North Lincolnshire) you could never imagine considering?"

"Parts of Ashby, Westcliffe, Riddings, I suppose. Generally those areas I've named and also villages on the outskirts I wouldn't really consider."

"And is that because they're not familiar or do you think life would be more difficult for you?"

"I suppose life would be more difficult in some of the areas I've named. There has been conflict in the past between non-white and white, I suppose, and if you go there you likely to suffer some kind of abuse."

“Abuse?”

“Yeah, racial harassment or abuse in any way. So I wouldn’t consider moving there.”

Mr Irroboth repeated similar views and mentioned some of the same areas when talking about where he would not consider moving:

“Is there areas where you perceive that if you lived it (harassment) might be worse.”

“For certain, I mean, if certain families lived well out and segregated themselves, I think they would definitely encounter racism.”

“Are there particular areas of Scunthorpe that you would anticipate...”

“I would because, I would, I would say certain areas of Scunthorpe, if black families, people like Somalis who are not familiar with the culture and English is spoken not well, they would definitely encounter it. The reason I can say that is because there are actual English people in certain areas who do have a problem. There are hot spots in Scunthorpe.”

“Is there particular areas that you think people are likely to stay away from because those things have happened?”

“I think if you was to say to a Somalia family you’re going to live in a place called Westcliffe in Scunthorpe, they would say to you no, no that’s on I think, anybody, any number of families would say to you I won’t live there because the area’s not favoured.”

Crosby, meanwhile, was recognised as providing the security that stems from living in a neighbourhood where people do not ‘stand out’ by mere virtue of being black:

“What’s good about Crosby?”

“I’d say there’s more integration than in other parts of Scunthorpe. You can walk down the street. You’re not likely to get harassed. There’s things, you know, that I, like youth centres, that have been available to us when we were younger. They catered for all ethnic groups. It was a lot easier, in general...it just makes it easier because I’ve been to, as I say, I’ve been to some areas in Scunthorpe where there’s not a lot of diversity in the population and some of the people have just been, you know, they have been ignorant, I suppose. They say things that you just can’t believe what they’ve said, they say names.”

Mr Hersi also commented positively about the diversity in Crosby:

“...at my school there’s a lot of like Bengalis, Pakistanis as you said its dominated, like in your classroom there’s probably about five kids anyway out of say thirty because there’s enough of you there so then a lot of people say if there is a lot of you then they won’t go round swearing at you, will they. But see, if you are on your own, in Ashby, and you are the only one there then they probably would.”

“So you think that kind of being the only one would be an issue in the classroom and also walking round the street?”

“Yes in Ashby. But people here (in Crosby) its like familiarise themselves with black people, but in Ashby they probably wouldn’t ‘cause they’ve probably never seen one walking round the street and hanging round, so you’d just stand out.”

To summarise, therefore, living in Crosby allows Somali people access to a range of resources that allow them to accommodate and manage the particular challenges they face living in North Lincolnshire as a result of their ethnicity and background.

Faltering Commitment and Shifting Aspirations

Respondents were generally positive about Crosby as a place to live. This does not mean that their experience of living in the area was problem free. The problems of overcrowding and poor living conditions have already been detailed. Racial harassment and verbal abuse was reported to be a common, although rarely reported, experience in the lives of the majority of Somali people interviewed. Mrs Omer’s experience, for example, was not untypical:

“I can’t help, you know, I am what I am, you know, I can’t change. They call me everything, ‘why are you this, why are you that’. You know, I don’t...Yes it happen all the time, you know all the time, it’s happened for me I ignore it, I can’t do anything...Never violence, but I’m scared if they do anything like that. I just put my head down.”

“Who is it that normally does things like that.”

“English people you know...Sometimes female and man really females and man...Twenty one twenty two something like yes and teenagers all the time yes like all the time yes like ‘Paki, Paki’.”

“Would you ever report anything like that?”

"No because I ignore it and talk to my sister... Just they make me, you know, for myself scared, because I don't go out night times on my own, only in day time."

Such experiences can have a corrosive affect on people's lives, in Mrs Omer's case undermining her feelings of personal safety and security and restricting when she feels able to be out and about in the neighbourhood. Respondents, however, appeared to be involved in a complex cost-benefits analysis and had come to the shared conclusion that the positives of living in Crosby outweigh the negatives. It was suggested by some respondents, however, that this fine balance was being disturbed by a number of emerging problems in the area, which are serving to undermine the commitment, particularly of younger Somali people, to the neighbourhood.

"There seems to be more trouble now than there used to be" was a common refrain from Somali respondents when asked about life in Crosby and the general consensus was that the quality of life in the area was deteriorating. Two particular problems were spotlighted by all respondents as particular concerns - drug related problems and prostitution, as Mr Ali pointed out:

"From when I grew up to now there's a lot of crime, a lot of drugs, there's prostitution that's starting around this area, so it's not really pleasant cause when I went to University, that was like four years ago, coming back there's been some dramatic change, you know you're seeing burglaries and you're seeing people getting mugged, old people and it's not really very pleasant."

Respondents commonly related a perceived rise in crime in the area - reported to include rising levels of harassment, muggings, theft and burglary - to drug dealing in the neighbourhood. Like Mr Ali, many respondents related this rising problem to the movement into the area of new residents:

"I think it's, to be honest a lot to do with drugs, there's a quite high drug problem....a lot of people are moving people into this area as well, there's a lot of trying to get people in like Council houses and rented accommodation paid by the Social Services, you know and plus people want to be close to the town centre as well, you don't want to be living in Ashby and Westcliffe, especially if you've not got transport and things like that so they usually, when they apply for the properties they apply for the Crosby area and it's just built up over time sort of thing and now it's just, you know, it's not very pleasant really."

Mr Abdullah provided a similar explanation and, despite recognising that the Police had taken steps to clamp down on drug-related activities in the area, spoke for the majority of respondents when he talked about being increasingly concerned for his personal safety when out and about in Crosby:

"Personally, I think it is still bad. I mean you've got to be aware when you're walking down the streets when doing everyday activities really. Even stuff like hanging your washing out and sneak thieves around and people actually just taking stuff off lines really to feed their drug habits.... You are a lot more careful. You're, me personally, I am a lot more careful I suppose...looking for signs of trouble, that's me personally but I mean older people, you know, older people of all the communities really they, they may not be thinking like that, you know. I mean, when they go to collect their pension and such, I think its going to affect them more obviously if you get the criminals that are constantly targeting those people."

Concerned about these quality of life issues and well aware of the restricted housing opportunities in Crosby, young Somali people were questioning whether their future lies in Crosby, Mr Ali commented:

"I'm quite a family person, do you know what I mean, I like to be close to my Mum and things like that so obviously you know, she's getting older and things like that so obviously I want to be there for her, but I don't think long term I could stay in the Crosby area, I do know that, I'm a professional myself so I'm looking to, but then again also you've got the community ties here as well, it's a real struggle you see, whether to go outside and people thinking oh he thinks he's moving out of the way or stay in the close knit community but then again the standard of housing in this area, it's quite, it's not really that good, there's certain areas, certain few houses that you know, quite a good standard of building and that's like that but also the area, for the money you're paying for them you could have get a slightly similar sort of house but in a different sort of area, less crime, less things like that so you've got."

Mr Ali also suggested that shifting aspirations reflected more general differences in the experiences, aspirations and needs of younger people and wider horizons, compared to older generations or people more recently settled in the UK:

"It's like, you've got two different perspectives as well, you've got to look at the actual, the older generation and people that have come into the

Country now, but also the third and fourth generations we've got, they're adapting more, they know about services, they've got their own transport, they're able to access everything and they're just living day to day lives."

Mr Abdullah made a similar observation:

"Yes it's going to change. I mean, as I say, like the older members of society obviously they are wanting to stick together but more and more of the younger generation they go on to further education they are leaving the area they see more of the wide world so if some of them do come back to Scunthorpe they have, they are more likely to move but I wouldn't say my parents or the older people would."

Exploring how these aspirations might play out in terms of patterns of residential settlement among younger Somali people, Crosby was found to still loom large in their decision-making. Respondents reported that they would either look to move to the periphery of the area, for example, along Doncaster Road, or slightly further a field, but within easy reach by public transport, allowing links to be maintained with family and friends. In effect, younger people were looking for the best of both worlds, looking outside Crosby in an attempt to improve their housing situation and quality of life, but being within reach of the unique resources available in Crosby.

3.6.5 Health, Disability and Housing Requirements

Somali people in England have been reported to experience a relatively high incidence of mental and physical health problems (Cole and Robinson, 2003). It is perhaps not surprising, therefore, that nine of the 12 Somali people interviewed reported that they themselves or a member of their household was experiencing, often severe, mental and physical health problems. Reported problems were found to range from asthma among children, through to visual impairment, diabetes, high blood pressure, heart problems, nervous depression and breathing problems among older people. Two respondents also reported household members with mobility difficulties, one respondent reporting that his mother was a wheelchair user and another reporting that he was unable to get out and about without help and assistance from friends and relatives.

The range and incidence of health problems among the 12 Somali people interviewed and their household members chimes with the findings of previous research into the Somali community in

England (Cole and Robinson, 2003; Holman and Holman, 2003¹⁵). These findings are in stark contrast, however, to the situation indicated by the Census data, which indicate that Black African men and women experience low levels of limiting long-term illness (LLTI) and are less likely to describe their health as 'not good'. Indeed, the level of ill health and long-term limiting illness reported by the 12 Somali respondents interviewed accounts for a good proportion of all the poor health and long-term limiting illness within the Black African population recorded by the Census. The reasons for this credibility gap between the situation on the ground and the incidence and extent of health problems indicated by the Census data are unclear, but it does suggest that standard methods of collecting information about health problems and related needs are inappropriate to the Somali population and can serve to seriously underestimate the scale nature of need.

At least three factors have been revealed to help explain the relatively high incidence of health problems within the Somali population in England: difficulties accessing health care; the impact of the refugee experience on mental and physical health and; the consequences of living in inadequate and inappropriate accommodation (Cole and Robinson, 2003). These issues were not explored in-depth during discussions with Somali people in North Lincolnshire. Many Somali households in the district, however, were revealed to be living in overcrowded conditions and respondents reported poor living conditions. Although it is not possible to draw a direct causal link between these housing situations and the incidence and severity of health problems experienced by respondents, it does seem plausible to suggest that the poor physical conditions and overcrowding reported by respondents have the potential to impact on their mental and physical well-being.

No Somali respondents reported problems accessing health care, but a number of respondents were found to be either coping independently in extreme situations (see discussion of Mr Jama's situation above) or providing an intensive level of support and care to a friend or relative without support or assistance from statutory services. Mr Musa, for example, reported how, along with his wife, he was providing intensive social care to both his mother and mother in law, who were receiving no assistance from any statutory agency:

"We are the people who sort out those people, we are the people who already help...Some of them, they can't help themselves, they can't wash

¹⁵ Holman, C and Holman, N. (2003) First Steps in a New Country: Baseline Indicators for the Somali Community in the London Borough of Hackney. Unpublished.

themselves. They're mental, they blind, they're deaf. We know some people who live single and we know some people...my mother and mother in law, they live next door. They can't cook for themselves, they can't see, blind and deaf, one person, and the other one, memory's gone. All night she walk, she can't sleep. We cook for them, wash for them. Sometimes my son help, sometimes I help, sometimes my wife help, sometimes Somali community help. But always the night time my mother goes, because we went to the hospital and they say her memory gone and they say she has agrofear, she can't get out..."We take them to the doctor, we take them to the dentist, we take them to the hospital. We have no help from anywhere, social services or anything."

On the basis of the experiences of Mr Musa and a number of the other Somali people interviewed - Mrs Omer, for example, who is looking after her husband who suffers from a catalogue of health problems, including diabetes, heart problems and nervous depression, and Mr Yusuf, who is living alone and totally reliant on family and friends for practical and personal care and support - there would appear to be a reservoir of unmet need for social care within the Somali population. The level of need is also likely to increase through time, as the population ages, the Black African population currently having a very young age profile, only 9.8% of the population being over 60 years of age, compared to 22.4% of the White British population.

Health problems and disability issues can raise problems with the suitability and utility of accommodation. In some instances adaptations might be required to allow an individual to continue to live independently in the family home. Alternatively, it may be necessary to move to more suitable accommodation. Three Somali respondents reported problems with the suitability of their accommodation because of their own health status or problems experienced by a household member. Mr Yusuf, who is living alone in a council property, was keen to move into sheltered accommodation, which he hoped would provide better conditions than his current accommodation, a more appropriate living space, given his mobility problems, and ready access to support and assistance. Mr Yusuf, however, was unaware whether such provision was available in the local area and how it might go about gaining access if it was. Mrs Omer talked about the difficulties associated with living in a flat and had approached the local authority requesting a transfer. Her efforts to secure more appropriate accommodation had proved unsuccessful, however:

"I live now at top of the flat you know and my husband is not very well, you know, and sometimes I help him to get out because he's not very well."

"Does he have problems getting up to the flat then?"

"Yes because, it's all problems for him because it's a flat."

"So have you talked to the council about the fact that he's got health problems?"

"Yes they know because I went to see my GP and I've got somebody to come from, from hospital a visitor coming, the man is coming to my house every twice a week to look after my husband and his medicine. He rang for them he told them. They didn't help here...they didn't tell me nothing they didn't ask me nothing."

"Have you considered renting somewhere privately or looking..."

"Yes I tried for some rented private house sometimes too far away, you know,...last month I fill in the application for northern council house."

"So if you were to find your ideal house what would it be like?"

"I like rent a house because my husband not very well you know a house...I be happy, you know, because I want to live in instead of flat. Too hard for my husband 'cause he got a lot of medical problems you know."

Finally, Mr Ali is 22 years old and lives in a five bedroom owner occupied terrace house with his mother, father, two brothers and a sister. He also has two sisters living away from home but who are expected to return to the family home at some point in the future. Mr Ali reported that his mother is registered disabled and a wheelchair user. The family were reported to have secured a grant from the local authority five or six years ago to adapt the house to better suit his mother's requirements. This was reported to have involved fitting a shower downstairs. Mr Ali reported, however, that his mother who is registered as disabled, was needing further adaptations to be made to the house and that the family was struggling to repair and maintain the adaptations already been undertaken:

"They've done basically a shower downstairs and things like that, but like there's some difficulty, we tried to get hold of the Council and things like that but they're refusing to actually do anything at the

moment and it's basically required for us to do all the work which is quite expensive and difficult and there's not really any money because our Mum's got problems with her English and things like that so I try and organise things like that but they don't really help me in that sense at all but we originally got a grant about five or six years ago so obviously work needs to be renewed and..."

"So it's an ongoing thing?"

"Exactly, but the Council don't realise that and obviously with the actual economics side of it, on Income Support it's difficult for her to actually invest substantial amounts of money into you know, some people think yeah, it's second nature or you need to fix that up, they don't realise the cost...The tiling needs to be redone because when it first, the shower downstairs its started to fall now and things like that and so you know, Mother's already used that, the showers not really working too well, the heating and the insulation needs to be improved and things like that, just general maintenance really."

3.7 Chinese Housing Experiences in North Lincolnshire

3.7.1 Introduction

According to the 2001 Census of Population there are 297 people of Chinese origin living in 95 households in North Lincolnshire and representing five per cent of the minority ethnic (non White British) population¹⁶. Local community representatives reported that the Chinese community first settled in North Lincolnshire some 30 years ago. It was suggested that many Chinese people were attracted to the district by business opportunities. More recently, people have also been drawn to the district by the presence of family and friends. Only 30 per cent of the Chinese population were born in the UK (compared to half of Bangladeshi and Pakistani populations and 43 per cent of Black Caribbean residents) and the Census data suggest continued immigration from China, with people born in China now representing one quarter of the Chinese population in North Lincolnshire compared to only 9 per cent in 1991. The Chinese population of the district grew by 27 per cent between 1991 and 2001.

The Chinese population in North Lincolnshire is relatively young, 84 per cent being less than 50 years old (compared with 64 per cent of the total population), and there are few elderly Chinese people in the district (seven per cent being more than 65 years old compared to 17 per cent of the general population). Chinese people are most commonly living in households comprising one family, the majority of which are married couples with children. A relatively large proportion of Chinese households contain two or more dependent children than the district population.

3.7.2 Housing Situations

The vast majority of Chinese households in North Lincolnshire are living in the owner occupied sector (see Table 3.12), the proportion of the population living in owner occupied accommodation increasing between 1991 to 2001 from 75.7 per cent to 87.9 per cent. According to the Census there are no Chinese households living in the social rented sector¹⁷. This contrasts sharply with the situation of most other minority ethnic groups in the district, which are typically over-represented within the social rented sector and are also living in the housing association sector.

Most Chinese people are living in a house or bungalow (88 per cent), although a relatively large proportion are living in flats or maisonettes (11.3

per cent compared to 5.3 per cent of the district population). Discussions with community representatives suggest this may reflect a number of Chinese households living in flats above commercial premises where they work.

Table 3.12 Tenure Profile of the Chinese and District Populations

Tenure	Chinese (%)	All people (%)
Owner occupier	87.9	74.8
- outright owner	32.9	25.7
- owned on mortgage or loan	55.0	49.1
Shared ownership	1.0	0.2
Rented from council	0.0	13.9
Other social rented (Housing Association)	0.0	1.4
Private rented	8.3	6.6
Rent free	2.8	1.8
Communal establishment	0.0	1.2
Total people	289	152,843

In contrast to most other minority ethnic groups in North Lincolnshire, the Chinese population is dispersed across the district, with no single ward being home to more than 18 people of Chinese origin. This pattern of dispersal likely reflects the reliance of the Chinese population on the catering industry for employment, 72.5% of Chinese people in employment working in the catering and retail sector and over one-third of Chinese men (37.5 per cent) and 19 per cent of Chinese women being self-employed.

3.7.3 Housing Experiences

Owner-occupation is often assumed to be a problem-free tenure of choice. The interviews with Chinese residents revealed a more complex picture. In particular, issues of overcrowding, affordability problems, poor living conditions and difficulties accessing social renting emerged as prime concerns. In other words, high levels of owner occupation were

¹⁶ The population classified as 'Chinese' by the 2001 Census includes people from South Asia, China and 'other' Far East countries. This ethnic category, therefore, incorporates people with very different ethnic and national identities (for example Malaysian, Indonesian, Phillipino and Vietnamese). It is also possible that some Chinese people (for example Chinese Malaysians) may have chosen to categorise themselves as 'other Asian'.

¹⁷ Local Authority housing department data indicates that there are currently two Chinese tenants in council housing.

not merely a reflection of choice, but also of constraints in accessing housing, and the sector was often failing to provide the living conditions and security that people aspired.

Overcrowding

Most of the Chinese owner-occupiers interviewed were living in overcrowded housing conditions - a situation that emerged as the primary source of dissatisfaction with current housing situation and a key driver behind the desire of respondents to move house. Census data confirm overcrowding to be a major problem within the Chinese population, 22 per cent of Chinese people living in overcrowded housing conditions and nearly one in 10 households living more than one person to a room (compared with less than 1 per cent of the district population). This situation does, however, represent an improvement on the situation in 1991, when 27 per cent of Chinese households had more than one person to a room.

Overcrowding likely reflects the relatively large size of Chinese households. According to the 2001 Census, the average household size within the Chinese population is four, compared to 2.9 per cent across the wider population and a large proportion of households (22 per cent) contain two or more dependent children. The Census data also suggest that a relatively large proportion of Chinese households contain more than one family, one in five Chinese households being categorised as 'other households' (i.e. not single people or one family households), compared with less than 5 per cent of households across the district.

The household circumstances of the Chinese people interviewed confirmed the picture painted by the Census data, respondents being members of relatively large households that often included extended family members and in some instances more than one 'family'. All ten respondents were living in households of between four and eight people, all households with children contained two or more (and as many as six), one household contained an adult living at home with her parents (by choice and intending to remain living within the family), another comprised one family unit and a friend staying temporarily, and another contained at least one other adult in addition to a married couple and their two children.

The reasons for high levels of overcrowding within the Chinese population are unclear. Proxy indicators of social class and income levels, such as levels of unemployment, economic activity, occupational class and educational attainment, suggest that the Chinese population is less deprived than most other minority

ethnic groups in the district. Nor are they concentrated in deprived neighbourhoods. In discussion, however, Chinese respondents pointed to affordability problems as the primary constraint on their ability to avoid or resolve overcrowding by moving to more suitably sized accommodation:

"The house is too small, we'd like to move to a bigger house but we can't afford it."

Community 'representatives' and some of the front line officers interviewed explained the apparent contradiction between indicators of wealth and the affordability problems reported by Chinese respondents by pointing out that many Chinese households run their own business, in the form of small restaurants or take-away establishments. Although the business might provide employment for family members it does not necessarily guarantee a reasonable or secure income for all. Families with younger children reported often being financially reliant on the wages of one family member and unable to afford more appropriately sized accommodation. Mr Tu¹⁸ for example explained that he was the only wage earner supporting a family of five. As a result, he reported, the family could not afford to move out of the private rented property that they were desperate to leave. This problem was compounded for some households by the need to remain close to their business, given the long and unsociable hours often worked in the catering trade. The housing choices of some households are therefore constrained not by neighbourhood preference, as with some other minority ethnic groups, but by economic and practical necessity.

Poor Living Conditions

Financial constraints were found to be impacting on the living conditions experienced by Chinese households, limiting the ability of households to adequately repair and maintain owner occupied accommodation and limiting the ability of people to leave private rented housing in poor condition. Mr Tu, for example, explained that extensive work was needed to the floor of his house which he could not afford:

"...the floor of his house is timber and it's very bad and it needs work. There's a timber gap and the rain comes in and insects come in but he can't afford to mend it."

(through an interpreter)

Mr Zhu is living in private rented house with his family. Mr Zhu reported that the house was in a very poor state of repair, having been empty for some time before he moved in with his family as a temporary measure, urgently needing somewhere to live. Keen to move out, Mr Zhu reported being

¹⁸ The names of all respondents have been changed to provide anonymity.

unable to afford anything better within the local area.

Neighbourhood Experiences

Most Chinese respondents appeared content with the quality of life in their local neighbourhood. A number of respondents living in Scunthorpe, however, reported problems with their local neighbourhood (environment, services, facilities) that were impacting on their quality of life. Vandalism, litter and burglary were particular factors highlighted and reported to be undermining satisfaction and prompting a desire to move out of the area:

"It is a rough area. If you leave anything outside, like a garden hose, washing, it gets stolen."

"Youths have stolen things from our garage."

These respondents, however, reported being unable to afford to move elsewhere in the district:

"...everybody knows where the better areas are but whether you can afford it is another matter."

"You can't always afford a better area even though you would like to move."

An important point illustrated by these two quotes, and evident throughout the discussion above, is that Chinese people are only looking to the private sector when seeking to resolve problems with their housing (overcrowding, poor housing conditions, location). No respondents referred to the possibilities for improving their living conditions by securing a home improvement grant scheme, for example, or by moving into council housing or housing association accommodation. Their housing and neighbourhood choices were bounded by the assumption that private housing is their only option and the principle barrier to improving their situation was therefore regarded as being affordability.

3.7.4 Housing Access and Tenure Preferences

There are virtually no Chinese people in social housing in North Lincolnshire and none of those interviewed had ever made an application to the local authority or a housing association. A conclusion frequently drawn to explain the underrepresentation of particular ethnic groups in the social rented sector is that they have a cultural preference or predilection for owner occupation - that a positive choice is being exercised which prioritises home ownership above other needs that might be met by the social rented sector. There was no evidence to suggest that the Chinese population of North Lincolnshire, however, had a particular distain for social rented housing or a cultural

preference for home ownership. None of the Chinese people interviewed expressed reluctance to live in social rented housing or reported negative perceptions of the sector. Indeed, social landlords appeared to be perceived as concerned for the welfare of their tenants and their properties and all respondents said they would consider living in social rented housing and reported times (in the past and currently) when they would have liked to apply for social rented accommodation as a means of accessing more suitable and better quality accommodation than they could afford in the private sector.

These attitudes and aspirations raise an obvious question: why are no Chinese people living in the social rented sector in North Lincolnshire? Asked to explain the gap between aspiration and outcome, respondents provided one principle reason for not applying to the local authority or a housing association; a lack of knowledge about their eligibility and how to make an application. This situation appears to be perpetuated by language issues, the majority of Chinese people interviewed having limited English language skills, a situation that may well be repeated across the population, given the fact that the majority were born outside the UK. Respondents reported being unaware of any information being available in Cantonese (the lingua franca of the Chinese diaspora) or other relevant community languages and recounted difficulties communicating with staff if they approach a council or housing association office for help or to make an application. This situation was confirmed by a local link officer, who reported that the telephone number of their office was provided in Cantonese on some council leaflets, prompting a number of telephone enquiries from Chinese people, but workers in the office were not skilled in Cantonese and were therefore unable to communicate with clients, resulting in inquiries being terminated.

3.7.5 Aspirations and Intentions: Factors Influencing Mobility

All the Chinese people interviewed were keen to move house in an attempt to improve their living conditions and housing situation. Most people, however, reported that this was an aspiration, rather than a plan likely to come to fruition in the near future. Asked to explain the apparent gap between aspiration and likely outcome respondents returned to familiar themes:

- affordability issues, constraining opportunities to secure an improve situation within the private sector, for example, by accessing larger property

or accommodation in a better general state of repair and providing improved living conditions.

- limited awareness and understanding of available opportunities in the social rented sector, compounded by the limits of housing advice and assistance available to Chinese people given the language barrier between many community members and service providers.

Ms Bai has recently moved from London and is staying temporarily with friends in a four bedroom property where seven people were already living. Mrs Bai suggested that she will not be able to stay very long, because of overcrowding. Her knowledge of the local housing system, however, and available advice and assistance are both limited, Ms Bai reporting through an interpreter that *“she needs to find somewhere to live urgently but she just doesn’t know where to start”*. Ms Bai reported that she would like assistance from the local authority, if help was available, but has no knowledge about social housing provision or the application process.

Mr Tu is unhappy with the neighbourhood in which he lives and with the condition of the property his family are renting from a private landlord. Mr Tu reported that the landlord is reluctant to carry out repairs and that condition of the property is deteriorating. Reporting that he moved with his family into the property *“because we were desperate”*, Mr Tu is keen to leave the house and the neighbourhood as soon as possible. He expressed concern, however, that financial constraints might prevent him from moving house. Mr Tu explained that he would welcome advice and assistance with securing alternative accommodation but was unsure whether such advice was available in the relevant language and who he might approach for assistance. Indeed, Mr Tu and Ms Bai reported that their primary motivation for attending the focus group was in the hope that the study team might be able to advise them about available assistance and offer guidance about who to approach for advice with accessing alternative accommodation.

Although keen to move house, few Chinese respondents expressed a desire to leave their current neighbourhood. Nor was there a particular neighbourhood to which Chinese respondents were particularly drawn, in contrast to most other minority ethnic groups surveyed, who were keen to live in or adjacent to the Crosby area. Reluctance to leave their current neighbourhood, however, was more a reflection of necessity rather than preference, people reporting that they needed to stay in the area to be close to their place of work:

“...the thing is we have to live near work so we have to put up with any problems in the area or house for convenience.”

“...it’s near work so I’ve got to put up with it.”

3.7.6 Responding to Housing Experiences and Constraints

Unaware of the possibilities provided by the social rented sector and unable to afford accommodation providing more suitable and appropriate living conditions in the private sector, respondents suggested that they had no option but to put up with their current situation and make do. This was a point of frustration to many, who asked the research team for advice regarding a number of basic questions, including:

- the availability of grant funding to cover the costs of extending a property to alleviate overcrowding
- the availability of funding to pay for repairs to a private rented property
- the existence of organisations who can advise and assist people to access housing
- the availability of council housing

These questions suggest limited knowledge among respondents about available opportunities and how they might be accessed and suggest that even basic advice and assistance with housing needs would be a major step forward for the Chinese population.

3.7.7 Service Provision, Knowledge and Awareness

Discussions with service providers pointed to limited knowledge and understanding of the situations and experiences of Chinese people in North Lincolnshire. The officers interviewed suggested that a lack of information and evidence about the local Chinese population limited their understanding and the ability of their organisation to formulate an appropriate policy response. It was also suggested that the dispersal of Chinese households across the district served to render the population and its needs invisible.

For their part, Chinese respondents reported being keen to utilise available service provision but reported key services to be inaccessible for many people, primarily because of the lack of information in relevant languages and failings of local interpretation support. Respondents were very firm

in their views that these issues represented the primary barrier to them accessing and utilising available service provision:

"...most services don't have Chinese interpreters and in different dialects therefore people don't approach services. There's a lack of communication between services and the Chinese community, people don't know where to start, don't know what their entitlement is."

"...the main factor is communication, it deters people from approaching services."

"...if information in general was available in Chinese it would be a big improvement and people would know where to go for things etc."

Frustration at the perceived failure of the local authority to address the language barrier through the provision of information in community languages and the development of interpretation support was compounded for one respondent by the fact that the Council was capable of providing information in community languages when it chose to do so:

"The only place they do translate is on our council tax form. They translate when they want money from us."

It appears that many of the above problems are exacerbated by the dispersal of the Chinese population, which appears to have resulted in the community missing out on the benefits that have accrued to other populations from living in concentrated population clusters, including improved sensitivity in service provision and the emergence of community-led services and facilities to cater for particular needs.

Finally, it was suggested that the local Chinese Association - a community led organisation which has recently secured permanent premises - might usefully serve as a link point between the Chinese population and service providers, including social landlords. Community representatives, however, suggested there would need to be significant development work to increase the capacity of the Association and to foster a positive and productive relationship with the Local Authority and other service providers.

3.8 Irish Housing Experiences in North Lincolnshire

3.8.1 Introducing the Irish Population

There are 988 people of Irish origin in North Lincolnshire living in 567 households. The history of Irish settlement in the district was reported by community representatives to date back at least to the 1920s, although the major wave of immigration to the district, was reported to have been in the 1950s when young men were attracted to Scunthorpe by employment opportunities in the local steel works. Initially moving to England on their own and sending money home, some of these single men were reported to have been joined in later years by their families. Several Irish people interviewed had either arrived from Ireland themselves, or had parents who had immigrated in the 1950s to seek work, with one man commenting that he had moved to England *“as an economic necessity”* and another explaining that her father, unable to find work in Ireland, had arrived in England in the hope of improved employment prospects. Just under a third of the Irish population of North Lincolnshire were born in the UK (half of whom were born in Northern Ireland) and over two thirds were born in the Republic of Ireland.

The Irish population of North Lincolnshire is scattered across the district, with the wards of Kingsway with Lincoln Gardens, Town, Crosby and Park, Brumby and Brigg and Wolds containing the highest numbers of Irish households, although the number in each is relatively small. Several community representatives reported that early Irish immigrants clustered together but as the population became more established and more familiar with the district they gradually dispersed. The household composition of Irish households differs little from the wider population. Almost two thirds contain one family with just under one third of these being married couple households, and the majority containing one or more children. Nearly one third of Irish households comprise single people living alone, compared to 27 per cent of households across the district. Of these households 16 per cent are pensioners.

According to Census data the Irish population is relatively old, over half of all Irish people being over 50 years of age, in sharp contrast to other minority ethnic groups in the district. This fact possibly reflects the likelihood that some second and third generation people of Irish decent are defining themselves as White British. All the older Irish people interviewed, for example, reported that their adult children born in England were likely to

consider themselves as White British rather than the Irish. An implication of this trend is a gradual and ongoing decline in the size of the Irish population.

A relatively large proportion of Irish men and women are economically inactive, in part reflecting the age profile of the population (23.7 per cent of Irish men between 16 and 74 years old are retired, compared to 14.1 per cent of all men in the district between 16 and 74 years old). High levels of economic inactivity also appear to reflect high levels of permanent sickness and disability, 13.5 per cent of Irish men between 16 and 74 years old being sick or disabled, compared to 5.8 per cent of all men between these ages. It appears that some of these people are of working age, one quarter of Irish men of working age reporting that they have a limiting long term illness (compared with 15 per cent of all men in the district) and 14 per cent reporting that their health is ‘not good’ (compared with 8 per cent of all men). Irish people who are economically active are less likely to be unemployed than their White British counterparts.

3.8.2 Shared Experiences and Common Identities

The specifics of the Irish ethnic identity appear to have rendered the experiences of Irish people in North Lincolnshire distinct from other minority ethnic groups. A number of factors help explain this situation.

First, while recognising that many Irish people continue to speak Gaelic and related local dialects, the majority of Irish people in North Lincolnshire are English speaking and are therefore more readily able to engage with service providers, although this is not to deny that Irish people in England have not been the victims of discrimination. Secondly, the vast majority of Irish people do not face the constraints associated with being the only ‘black face’ in predominantly white neighbourhoods that serve to keep other minority ethnic groups clustered in particular neighbourhoods. Third, as already noted, there is the possibility of greater ethnic flexibility within the Irish population, respondents reporting a tendency for some second and third generation Irish people to regard themselves as White British. Other minority ethnic groups, however, can never transform their ethnic origin in this way, always being required to prefix their Britishness with ‘Black’ or ‘Asian’, for example. First generation Irish people also explained how their ethnic identity had shifted

and changed since arriving in the UK. Aine, for example, classified herself as Irish according to the Census categories, and as an Irish national, but also described herself as English when asked to self-categorise her ethnicity. Interview respondents talked about the ways in which they identified as being both Irish - with regards to their heritage and ethnicity - but also English as the place of their “adopted homeland” and because “home is where the heart is”:

“My cousin [in Ireland] will ring me up and say ‘when are you coming home?’, and I’m only going on holiday...we left there thirty four years you know....[but] I’m still Irish and I always will be Irish to the day I die nobody will tell me I’m not Irish I am Irish and I will be always Irish.”

Aine

“I am actually more used to being English than I am being Irish....I very rarely talk about Ireland, you know, cause I live here, but, I don’t know...”

Siobhan, in her 20’s, born in Ireland

“Coming here like I did fifty years ago... having made up my mind and when I was established in Scunthorpe this, as far as I was concerned, was my adopted homeland. It gave me my bread and butter.”

Harry, aged 77, born in Ireland

3.8.3 Housing Circumstances

The majority of Irish households are owner occupiers, but a relatively large proportion live in council housing, particularly when compared to other minority ethnic groups. Reasons for the relatively large presence of Irish households in council housing include:

- awareness and understanding of the opportunities provided by council housing, and how to access the sector, were apparent in discussions with Irish people. All Irish respondents were also English speakers and therefore able to communicate more easily with council officers than many other minority ethnic people in the district.
- the suitability of the council housing stock to the needs of the Irish population, for example choice rarely being limited by household size, unlike a number of other minority ethnic groups in the district.
- Irish respondents were generally positive about the council housing sector. Although some council tenants did report dissatisfaction with certain aspects of their landlord’s performance,

in particular, the speed and quality of repairs, all viewed social housing as tenure of choice which provided reasonable living conditions.

- many Irish people appear to have entered council housing many years ago and to be tenants of long standing. Second generation Irish people who having grown up in council housing may be more likely to considered this sector in their own housing choices.

Table 3.13 Tenure Profile of the Irish and District Populations

Tenure	Irish (%)	All people (%)
Owner occupier	71.5	74.8
- outright owner	31.4	25.7
- owned on mortgage or loan	40.1	49.1
Shared ownership	0.0	0.2
Rented from council	17.3	13.9
Other social rented (Housing Association)	0.9	1.4
Private rented	7.5	6.6
Rent free	1.9	1.8
Communal establishment	0.8	1.2
Total people	983	152,843

3.8.4 Housing Choices and Experiences

A distinguishing feature in the housing careers of the Irish people interviewed, compared to other minority ethnic respondents, is the way in which Irish people appear to have moved between tenures depending upon their personal circumstances. The housing histories of Harry and Margaret, Aine, and Aisling²⁰ illustrate this fact.

Harry and Margaret, now both over 70 years of age, moved to the UK in the 1950s and, when their first child was born, successfully applied for a council house. As their family grew (they had 12 children in all) they became severely overcrowded. The council proposed knocking through from their current house into the neighbouring three bedroom property. Harry and Margaret were unable to afford the

²⁰The names of all respondents have been changed to provide anonymity

associated rise in rent and so began to look for a house to buy. In the event they purchased a larger property in a small village and moved out of Scunthorpe. When the children had grown and left home Harry and Margaret then reapplied for a council property. Harry explained that, having incurred the expense of raising a very large family their financial resources were limited and for this reason it made sense to move back into council housing:

"This is one of the reasons why we moved from owner occupation into council property because of the cost you know."

Harry and Margaret continued to be council tenants until they recently exercised their right to buy. Harry explained that he has always been politically opposed to the right to buy because it reduces the affordable housing stock available for young people who *"have no chance of getting on the property ladder and need to find rented property"*. However, now they are living in a flat designated for elderly people he feels more comfortable about buying their two bedroom flat and is keen to accrue capital to pass down to their children.

When Aine was newly married she moved into a council house. Her and her husband were keen to become home owners, however, and the right to buy was not readily available in the district at that time:

"...it was a lovely house but they wouldn't sell them at the time and we wanted to buy. They wouldn't sell them otherwise we would never have left X avenue...because it was a lovely house."

Aine and her husband therefore purchased a house on the open market and moved out of the area, the decision to move allowing to relocate *"nearer to his [husband's] job, coz he didn't have much time at home"*. While living in this house Aine and her husband separated and their children grew up and left home. Aine remained in the house for some time but found the costs of repairing and maintaining the property difficult to bear and so applied for a council tenancy. She reported that her positive experience of being a council tenant earlier in her life made her happy to consider this option. She sold her house and moved into a two bedroom council flat approximately two years ago.

Aisling moved to England from Ireland in the 1950s and lived with her husband in private rented property. When their son was born in 1954 they moved into a council tenancy where they remained for 13 years. Like Aine, Aisling and her husband aspired to be home owners and in 1960s they bought their first home. Ten years later Aisling's

husband died and by the early 1990s Aisling's six children had grown up and left home, leaving her alone and isolated. On the suggestion of a friend Aisling decided to put her name on the council waiting list for a smaller property. In 1995 a flat became available in the same block as her friend, Aisling approached the council and requested the property and moved in shortly afterwards. She explained that her primary motivation for moving was to live near her friends and to be less isolated:

"I had my faith you see, I mean if they were going to church they would very kindly take me up or if they're going out for a run they'll ring me and say would you like to come out for a run. Because my family all work you know."

The experiences of these Irish respondents are distinct from the experiences of many other minority ethnic respondents in that they are making informed tenure choices, negotiating access to social housing at times when this tenure best meets their needs and opting out of the sector in favour of owner occupation when preferred. Respondents had effectively been able to weigh up various requirements and preferences - housing costs, aspirations, property size, social interaction, responsibility for repairs, financial circumstances, location, accumulation of capital - and respond to these, with certain constraints, in a manner appropriate to their wants and needs at their particular point in their housing pathway.

Another interesting point to emerge from these case studies is that social housing does not appear to be a tenure of compromise or last resort for Irish respondents, nor did they indicate a perception of the sector as low status or stigmatised. Certainly some respondents were facing difficult personal or financial circumstances at the time they entered or re-entered the sector but no respondent expressed dismay at the possibility or actual experience of living in council housing. This does not mean, however, that respondents have not experienced problems living in council housing. In particular, respondents were highly critical of the council's repairs and maintenance department, with two key problems being highlighted. Firstly, respondents bemoaned the time taken for repairs to be carried once they had been reported:

"The one thing about that, going back into the council flat, the council are very slow in doing repairs....and apparently now we've got to wait six weeks to two months before we have a new door there, that's what I've been told, yes and then I had another appointment with them...and they had me waiting weeks for a repair on my flat"

door and I rang up yesterday, I says 'excuse me you gave me up to eighteenth of May for that job to be done and it hasn't been' and, well I said 'today is the twenty eighth and you've done nothing about it'... Now they are telling me, the lady told me yesterday that they'll send somebody round on Monday. Well we'll see what happens on Monday that's all I say..."

Irish man

"...twenty months ago they did come and it's [the communal landing] supposed to be being repaired, the [damp] patch, because the tiles on the roof must be off or something's happened, oh and it stunk and....it keeps coming back....They said 'oh these [flats] are up for decorating, the landing', and we had an inspector come out but that was twenty months ago nobody's been with a paint brush or anything."

Irish woman

Some respondents had eventually carried out and funded repair work themselves, feeling unable to wait any longer or concerned that the condition of the property would deteriorate and a minor issue would escalate into a major disrepair problem.

Secondly, respondents questioned the quality of repairs work undertaken and some reported having to rectify poor workmanship themselves:

"...in several instances where they've actually come to do repairs I've actually had to undo. ...just as an example we have a faulty system which required, you know, a simple ten minute job. The local council repairer came along and what he did the handle....which should have been secured by a screw and nut and bolt and he put a piece of string."

Irish woman

There was a degree of resentment among council tenants about the council's failure to deliver on their responsibility to repair and maintain their property, while respondents were trying their best to maintain the property in good condition.

Putting to one side their negative experiences of the repairs service, respondents commented on the "peace of mind" that came with knowing the local authority was ultimately responsible for the maintenance of their homes, explaining that "it might take them [the LA] a long time to do repairs but at least they do them and pay for them". These comments appeared, in part, to be rooted in the problems that respondents had encountered affording the costs of maintaining their accommodation when home owners, a problem that had prompted some people to apply for a council property.

3.8.5 Housing Conditions

The Irish population of North Lincolnshire are slightly more likely than the White British population but less likely than most other minority ethnic groups to be living in deprived housing situations. The Irish population are the minority ethnic group least likely to be experiencing overcrowding (3.7 per cent of households being overcrowded, compared to 2.7 per cent of the district population), only 0.5 per cent are recorded as living more than one person to a room and, excluding single-person households, the average household contains less than 3 people. None of the Irish people interviewed were living in overcrowded conditions and there was no evidence of Irish respondents living in particularly poor conditions, although council tenants did report problems associated with the failure of their landlord to undertake repairs to an adequate standard.

3.9 Middle Eastern Housing Experiences in North Lincolnshire

3.9.1 Introduction

According to local stakeholders and community representatives the settlement in North Lincolnshire of people from a number of Middle Eastern countries is a relatively recent phenomenon, with reports of new communities of Iraqis and Iranians moving to the area within the past two to three years. The perception is that people of Iraqi, Iranian and Afghanistan origin have been attracted to the area by employment opportunities in local food processing factories. These households are perceived to have recently been granted leave to remain in the UK and to have moved into the district from South Yorkshire, where they were accommodated under the National Asylum Seekers Support Service (NASS) dispersal policy. It is not possible to verify these claims, but it should be pointed out that there are also other Middle Eastern populations which, although small, have a longer history of settlement in North Lincolnshire, the Yemeni population being one example.

The exact size of the Middle Eastern population in North Lincolnshire is unknown because of the failure of the standard ethnic categorisation employed in the Census of Population to either work with a catch-all 'Middle Eastern' category or recognise the various Middle Eastern ethnicities (for example Iraqi) as distinct groupings. People in North Lincolnshire born in the Middle East are therefore categorised by the Census into various groupings: 20.3 per cent of people born in the Middle East identified themselves as 'Other Asian', 22.6 per cent as 'Other Black' and 12 per cent as 'Other ethnic origin'. This scattering of the Middle Eastern population across various ethnic categories means that the Census data is of little use in casting light on the situations and circumstances of people of Middle Eastern Origin. This profile therefore relies on evidence drawn from interviews with five men and one woman originating from the Yemen, Iraq and Dubai. Four of these respondents (all men) are aged between 18-21 years old and were former asylum seekers who now have been granted leave to remain in the UK. Asked what drew them to the area, these respondents reported acting on the advice of friends and acquaintances they had met in NASS supported accommodation elsewhere in the England. Once granted leave to remain and required to leave their NASS accommodation, respondents reported asking around about different places and searching out somewhere with a more welcoming reputation:

"Ipswich was fine but as I heard from friends that Huddersfield is bad, Rotherham is bad, Grimsby has been bad so there's so many areas bad and I choose Scunthorpe and ask is that where people are not welcome, they're not friendly, but in Scunthorpe I found them fine."

Iraqi man, aged 18

"...yeah they told me it was a good place and then I moved."

Iraqi man, aged 18

Respondents also reported preferring Scunthorpe to other larger towns and cities, suggesting that people are friendlier and that the town is a more manageable size. One Yemeni man explained that a small town is "less headache than a big city" and another expressed the view that:

"...yes [Scunthorpe] better than go to big city 'cause, I don't know, I don't like big cities I like small town."

Dubainian man, aged 21

3.9.2 Housing Situations and Experiences

A particular concern for four young men interviewed were the difficulties of living in shared accommodation:

"... 'cause when you're living on your own you're going to have many things on the way, like problems. Or you're going to do what ever you like, you don't have to ask the other people who live with you will they accept it or no. And sometimes, as I told you when I'm in trouble, even stress, so then you are on your own it's much better."

Iraqi man, aged 18

All of these respondents were keen to secure a flat or house of their own, although limited financial resources restricted access to owner occupation, knowledge of council housing was limited (and many would anyway fail to satisfy the council's residency criteria) and awareness of housing associations was non-existent. Private renting was therefore the only option. A respondent who had recently lost his job and was currently out of work reported that even the private rented sector offered no hope of access to a place of his own, the Housing Benefit single room rent for people under the age of 25 failing to cover his full rent:

"...yeah I have to live with a friend just because of the rent because exactly right now I am looking just for a job after I lost my job so if I live on my own I can't pay full rent."

Iraqi man, aged 18

Other young respondents also talked about having ‘no option’ but to share, often with ‘virtual strangers’ or people they would otherwise not choose to live with. One Iraqi Muslim respondent, for example, was living with a Christian man and found it hard to tolerate his flat mate’s lifestyle, which included drinking alcohol and eating pork. This respondent had applied for council housing in the hope of securing his own tenancy:

"Well if I move to a Council accommodation I can live on my own, and that's much better for me it's cheaper and I couldn't find a job when I applied for Housing Benefit you don't have to pay top up so it's much better for me and when I get a job I can pay my full rent, it's okay."

Iraqi man, aged 18

However, such was the strength of his dissatisfaction with his current situation that he was considering sleeping rough as a more desirable alternative to sharing, unless the council were able to offer him accommodation in the very near future.

3.9.3 Neighbourhood Preferences and Aspirations

All six Middle Eastern respondents were living in the Crosby area, adjacent to Scunthorpe town centre. All pointed to positive aspects of living in Crosby, the principal benefit being easy access to key services, shops, facilities and friends and family:

"...thinking about moving around Scunthorpe I wouldn't want to be like living in Ashby where I am away from my doctors surgery, hospital. Where I am in Crosby there's like a nursery for my daughter and school nearby and comprehensive is nearby, hospital is nearby, dentist is nearby, I don't need to travel cause I don't drive that's convenient for me."

Yemeni woman, aged 28

Most respondents did not have access to a car and stressed the importance of services and facilities being within walking distance and aware and sensitive to their needs. A particular example provided to illustrate this point was the presence of minority ethnic staff, in some cases skilled in relevant community languages, in key services in the Crosby area:

"I use that place, what they call that Local Link.... I all time rely on them for application for paper work and they always help. They explain and they write it for us so it's very helpful that office. They tell us what to do and they just write it down and do what we need, very helpful. If not that service I will have to go to somebody who can read and

write English....there you communicate to one another or understand what we're after cause the language, you know, spoke proper language and they know what we mean and they help with it."

Yemeni man, aged 64

Although respondents were all keen to remain in Scunthorpe and were generally happy living in Crosby, they still reported problems within the area. Even though many had only lived in Crosby for a relatively short time, all respondents reported a general decline in the physical environment and an increase in drug related activity, crime and prostitution, which was giving the area a bad reputation and impacting on their quality of life. The perceived decline in the area was partly attributed to the conversion of properties into flats or bedsits by private landlords who were reportedly lax in vetting potential tenants:

"...it's when people start breaking into other peoples houses isn't it you know the crime gets worse the drugs get worse as well. So I mean these days people just put anyone you know people that are renting their properties they just put anyone in there... I mean if I was renting a house out, before I put that person in I would be thinking people with children, old people live there. I wouldn't go and give it to this junkie or this man or anyone, you know anyone that's going to cause trouble..... you know or innocent people are going to targeted because of his mis drug use..."

Yemeni woman, aged 28

"...the self contained flat converting the small middle terraced houses into a flat and the tenancy they said causing problems to there and other resident."

Yemeni man, aged 64

Two respondents explained their reluctance to report these problems or challenge their neighbours for fear of repercussions, including racial harassment:

"...what I mean writing everything down day by day they'd have gone and done something about it but because I've got a little baby I didn't want to put her at risk. I didn't want a brick through the window or racial comments or anything like that."

Yemeni woman, aged 28

These problems were leading to respondents to question whether or not they want to remain in the Crosby area:

"...it's like where I live is like very bad area all druggies and that. I'd like to move to a better area."

Dubainian man, aged 21

"I thought if it gets worse and worse then I would change the moving I wouldn't stay and take it because you don't know what they're going to do."

Yemeni woman, aged 28

A local authority officer pointed to the potential implications for the future of Crosby if population groups, such as the Iraqi and Iranian populations, no longer see their future as lying in the area:

"...they [Iraqis and Iranians] make a positive contribution to Crosby. People had started drifting away due to problems in the area, including drugs and prostitution, properties became empty but they've provided demand for those properties."

3.10 Mixed Heritage White and Asian People in North Lincolnshire

3.10.1 Introduction: Population Size and Residential Settlement

There are 295 people of White and Asian origin living in North Lincolnshire. The White and Asian population represents 0.19 per cent of the total population in the district and 4.89% of the minority ethnic (non-White British) population. Nearly all (87.5 per cent) of the White and Asian population of North Lincolnshire were born in the UK, the vast majority (85.5 per cent) being born in England. Virtually all other White and Asian people in the district (10 per cent) were born in Asia, of these people 2.1 per cent were born in the Middle East, 4.5 per cent were born in the Far East and 3.5 per cent were born in South Asia. Half of the 53 households recorded as having a Household Representative Person (head of household) of White and Asian origin are living in two adjacent wards - 27.4 per cent of White and Asian households reside in Crosby and Park ward and 17.6 per cent reside in Town ward. The largest concentration is in four output areas in the Crosby and Park ward covering Berkeley street, Digby Street and Davy Avenue.

The religious affiliations of people defined as Mixed Heritage White and Asian suggests a relatively diverse population. While members of many other ethnic groupings share a common religious affiliation (93 per cent of Bangladeshi people are recorded as Muslim, 89.1 per cent of the White Irish population are recorded as Christian), religious affiliation within the White and Asian population is more mixed; half (47.3 per cent) reported that they are Christian, 10.4 per cent Muslim and 27.5 per cent reported that they have no religion.

3.10.2 Age

The White and Asian population in North Lincolnshire is very young. Over half of all White and Asian people in North Lincolnshire are less than 25 years old (65.76 per cent), compared to less than one-third of all people living in the district (29.68 per cent), and 49.49 per cent are less than 16 years old, compared to 20.23 per cent of all people in the district. Only 9.15 per cent of the White and Asian population are 50 years old or over, compared to 35.97 per cent of all people in the district.

Table 3.14 Age Profile of the White and Asian and District Populations

Age (years)	White and Asian (%)	All people (%)
0-4	17.63	5.63
5-14	31.86	13.25
15-24	16.27	10.80
25-49	25.08	34.35
50-59	5.76	13.79
60-64	1.36	5.37
65-74	2.03	9.13
75+	0.00	7.68
Total People	295	152,831

3.10.3 Household Structure

The household structure of White and Asian households in North Lincolnshire is different from that of the district wide population, in that the majority are married or cohabiting couple households with one or more dependent children. Three quarters (75.5 per cent) of White and Asian households in North Lincolnshire contain one family, compared to 68.4 per cent of all households across the district. More than one quarter (28.5 per cent) of White and Asian households have two or more dependent children, compared to 11.4 per cent of all households across the district. A relatively large proportion (18.9 per cent) of White and Asian households are cohabiting couples, compared to 8.4 per cent of all households across the district. Of these households 11.4 per cent contain one or more dependent children, compared to 6.4 per cent of all households across the district.

Table 3.15 Household Profile of the White and Asian and District Populations

Household Type	Other Asian (%)	All people (%)
One person	18.9	27.2
Pensioner	5.7	14.3
Other	20.0	12.9
One family and no other	75.5	68.4
All pensioners	0.0	10.1
Married couple households	41.5	40.8
- no children	7.5	16.1
- with one dependent child	5.7	7.0
- with two or more dependent children	28.5	11.4
- all children non-dependent	0.0	6.2
Cohabiting couples	18.9	8.4
- no children	7.5	4.2
- with one dependent child	5.7	1.9
- with two or more dependent children	5.7	2.0
- all children non-dependent	0.0	0.3
Lone parent households	15.1	9.1
- with one dependent child	7.5	3.3
- with two or more dependent children	7.5	3.1
- all children non-dependent	0.0	2.7
Other Households	5.7	4.4
- with one dependent child	0.0	1.0
- with two or more dependent children	0.0	0.9
- all student	5.7	0.0
- all pensioners	0.0	0.3
Other	0.0	2.2
Total households	53	64,108

N.B. A Dependent Child is a child aged between 16 and 18 years of age and in full-time education or aged less than 15 years old.

3.10.4 Housing Tenure and Accommodation Type

Tenure

The majority of White and Asian people (65.9 per cent) are living in the owner occupied sector, although the proportion is lower than across the general population (74.8 per cent). A relatively large minority (30.7 per cent) of White and Asian people are living in rented accommodation and White and

Asian people are more likely than the wider population to be living in all sectors of the rental market (council housing, housing association and private renting). White and Asian people are also more likely than the wider population to be living in shared ownership accommodation.

Table 3.16 Tenure Profile of White and Asian and District Populations

Tenure	White & Asian (%)	All people (%)
Owner occupier	65.9	74.8
- outright owner	13.9	25.7
- owned on mortgage or loan	52.0	49.1
Shared ownership	1.0	0.2
Rented from council	15.2	13.9
Other social rented (Housing Association)	2.7	1.4
Private rented	12.8	6.6
Rent free	2.4	1.8
Communal establishment	0.0	1.2
Total people	296	152,843

Accommodation Type

The vast majority of White and Asian people live in a house or bungalow (95.9 per cent). A relatively small proportion are resident in flat or maisonette accommodation and no White and Asian households are living in mobile or temporary structures, shared accommodation or communal establishments.

Table 3.17 Profile of Accommodation Type for the White and Asian and District Populations

Accommodation Type	White and Asian (%)	All people (%)
House or bungalow	95.9	93.0
Flat/maisonette/apartment	4.1	5.3
Caravan/mobile/temporary structure	0.0	0.5
Households in shared accommodation	0.0	0.0
Communal establishment	0.0	1.2
Total people	1,022	152,843

3.10.5 Amenities and Living Conditions

According to the 2001 Census of Population White and Asian are living in better housing situations than other minority ethnic groups within the district. For example, 2.67 per cent are without any central heating compared to 3.35 per cent of all people across the district, all White and Asian households contain one or less persons per room and only 5.88 per cent of White and Asian households are living in overcrowded accommodation.

Table 3.18 Living Conditions for White and Asian and District Populations

Amenities	Other Asian people (%)	Other Asian households (%)	All people (%)	All households (%)
No central heating	2.67	0.00	3.35	4.21
Sole use of bath/shower and toilet	-	100.00	-	99.82
Over-crowding	5.33	5.88	3.75	2.77

Table 3.19 Number of People Per Room for the White and Asian and District Populations

Persons Per Room	White and Asian households (%)	All households (%)
Up to 0.5 persons	57.69	79.94
Over 0.5 and up to 1.0 persons	40.38	24.24
Over 1.0 and up to 1.5 persons	-	0.69
Over 1.5 persons	-	0.13
Total	52	64,009

3.10.6 Economic Activity (age 16 to 74 years)

A relatively high proportion of White and Asian men and women are economically inactive. Nearly one-third (31.8 per cent) of White and Asian men are economically inactive, compared to one-quarter of all men within the district (25.8 per cent) and over half of White and Asian women (58.1 per cent) are economically inactive. No White and Asian men or women, however, are unemployed, compared to 4.5 per cent of all men and 2.8 per cent of all women across the district.

Men

The majority (53 per cent) of White and Asian men between the ages of 16 and 74 years old are in full-time employment. A relatively large proportion of White and Asian men are full-time students. No White and Asian men are retired.

Women

Less than half of White and Asian women are economically active, compared to 57.3 per cent of women across the district, the majority of these women being employed either full-time (17.6 per cent) or part-time (14.9 per cent). Almost one quarter (21.7 per cent) of White and Asian women between the ages of 16 and 74 years old are students, one quarter (23 per cent) are looking after the home/family and a relatively small proportion are retired (4.1 per cent).

Occupational Class

White and Asian people over 16 years of age are employed in a range of occupations and industries. Notable differences compared to the wider district population include the relatively small number of White and Asian people employed in lower managerial and professional occupations (8.45 per cent compared to 13.65 per cent of all people across

the district) and the relatively high proportion of White and Asian people who have never worked (7.04 per cent, compared to 2.23 per cent of all people across the district).

Industry

Over a quarter (27.78 per cent) of White and Asian people aged between 16 and 74 years old currently in employment are working in the manufacturing sector, compared to 23.74 per cent of all people in North Lincolnshire. White and Asian people are more likely than the wider population of the district to be employed in process, plant and machine operatives (20.83 per cent), elementary occupations (20.83 per cent), associate professionals/technical occupations (13.89 per cent) and health and social work (13.89 per cent). Meanwhile, White and Asian people aged between 16 and 74 years old are absent from agriculture, hunting and fishery, and financial activities.

3.10.7 Health

A quarter of all White and Asian households were reported to contain a person with a limiting long-term illness (LTLI), compared to just over one-third (35.2 per cent) of all households across the district, although it should be noted that there are no White and Asian people over the 65 years old. LTLI was recorded as more common among White and Asian men and women between aged between 0 and 15 years old and 16 and 64 years old than among the equivalent age groups across the district. White and Asian men aged between 0 and 15 years old and between 16 and 64 years old were also more likely to define their health as 'not good', compared to all men in these age groups.

*Appendix 1: Census Profile of the District Population**

BME Housing Needs in North Lincolnshire - 2001 Census District Profile

Table 1: Population by Ethnic Group

		Total	% of minority ethnic population	% of non white population
All		152,831		
White	British	146,801		
	Irish	988	16.3	
	Other	1,309	21.7	
Mixed	White & Black Caribbean	140	2.4	3.7
	White & Black African	63	1.0	1.7
	White & Asian	295	4.9	7.9
	Other Mixed	127	2.1	3.4
Asian or Asian British	Indian	849	14.0	22.7
	Pakistani	412	6.8	11.0
	Bangladeshi	1,021	17.0	27.3
	Other Asian	128	2.1	3.42
Black or Black British	Black Caribbean	45	0.7	1.2
	Black African	182	3.0	4.8
	Black Other	31	0.5	0.8
Chinese or Other Ethnic Group	Chinese	297	5.0	7.9
	Other Ethnic Group	143	2.3	3.8

Note: Not all columns/rows sum due to rounding of the data to maintain confidentiality.

* Note: Data are taken from the 2001 Census Standard Tables, Crown Copyright 2003. Crown Copyright material is reproduced with the permission of the Controller of HMSO.

Table 2: Age Structure by Ethnic Group

		Total	Age band								
			0-4	5-15	16-17	18-24	25-49	50-59	60-64	65-74	75+
All		152,831	5.6	14.6	2.6	6.8	34.3	13.8	5.4	9.1	7.7
White	British	146,801	5.5	14.6	2.6	6.8	34.3	14.0	5.4	9.2	7.8
	Irish	988	1.2	3.6	0.9	3.1	28.0	19.7	12.8	19.2	11.3
	Other	1,309	3.3	8.6	1.3	4.0	37.9	11.2	5.3	12.8	15.7
Mixed	White & Black Caribbean	140	16.4	35.0	5.7	10.0	28.6	2.1	0.0	0.0	2.1
	White & Black African	63	23.8	19.0	0.0	4.8	31.7	11.1	4.8	4.8	0.0
	White & Asian	295	17.6	34.6	5.8	7.8	25.1	5.8	1.4	2.0	0.0
	Other Mixed	127	13.4	26.8	7.1	6.3	30.7	8.7	2.4	2.4	2.4
Asian or Asian British	Indian	849	9.4	13.7	2.8	10.2	44.8	10.1	4.5	4.5	0.0
	Pakistani	412	9.2	28.2	4.9	8.3	41.0	3.4	1.9	2.2	1.0
	Bangladeshi	1,021	16.7	26.0	3.8	11.7	32.2	3.4	2.3	3.6	0.3
	Other Asian	128	6.3	14.8	2.3	11.7	42.2	10.2	7.8	2.3	2.3
Black or Black British	Black Caribbean	45	0.0	0.0	0.0	0.0	55.6	6.7	15.6	15.6	6.7
	Black African	182	12.6	17.6	4.4	4.9	41.8	8.8	3.3	4.9	1.6
	Black Other	31	9.7	0.0	9.7	41.9	19.4	19.4	0.0	0.0	0.0
Chinese or Other Ethnic Group	Chinese	297	3.7	17.5	8.1	12.8	42.1	8.8	1.0	4.0	2.0
	Other Ethnic Group	143	6.3	14.7	0.0	9.8	49.7	14.7	2.8	2.1	0.0

Table 3: Household Type by Ethnic Group of Household Representative Person (HRP)

		Household type								
		All hhlds	One person		One family					Other
			Pensioner	Other	All pensioner	Couples with dependent children	Couples without dependent children	Lone parents with dependent children	Lone parent without dependent children	
All		64,018	14.3	12.9	10.1	22.3	26.9	6.4	2.7	4.4
White	British	61,718	14.4	12.8	10.2	22.2	27.1	6.4	2.7	4.2
	Irish	567	16.4	15.3	12.5	12.9	28.9	3.9	4.9	5.1
	Other	612	19.3	13.6	12.7	18.8	21.7	4.6	3.6	5.7
Mixed	White & Black Caribbean	42	0.0	23.8	0.0	33.3	21.4	14.3	0.0	7.1
	White & Black African	16	18.8	25.0	0.0	37.5	18.8	0.0	0.0	0.0
	White & Asian	53	5.7	13.2	0.0	45.3	15.1	15.1	0.0	5.7
	Other Mixed	40	12.5	20.0	0.0	27.5	17.5	15.0	0.0	7.5
Asian or Asian British	Indian	299	3.0	12.0	3.3	39.8	22.1	4.0	2.3	13.4
	Pakistani	115	4.3	11.3	3.5	45.2	9.6	9.6	0.0	16.5
	Bangladeshi	241	2.1	6.6	0.0	49.0	10.0	11.2	1.2	19.9
	Other Asian	52	5.8	17.3	7.7	30.8	13.5	0.0	0.0	25.0
Black or Black British	Black Caribbean	38	7.9	23.7	13.2	15.8	23.7	0.0	7.9	7.9
	Black African	75	9.3	18.7	4.0	17.3	13.3	20.0	6.7	10.7
	Black Other	12	0.0	25.0	0.0	25.0	25.0	25.0	0.0	0.0
Chinese or Other Ethnic Group	Chinese	91	3.3	19.8	0.0	29.7	24.2	3.3	0.0	19.8
	Other Ethnic Group	47	6.4	23.4	0.0	38.3	19.1	6.4	0.0	6.4

Table 4: Tenure by Ethnicity

		Tenure - people							
		All	Owns	Shared ownership	Rents				Communal establishment
					From LA	Other social rented	Private rented	Rent free	
All		152,843	74.8	0.2	13.9	1.4	6.6	1.8	1.2
White	British	146,801	75.0	0.2	14.1	1.4	6.4	1.8	1.2
	Irish	983	71.5	0.0	17.3	0.9	7.5	1.9	0.8
	Other	1,307	69.7	0.5	7.9	2.2	14.7	1.8	3.3
Mixed	White & Black Caribbean	136	69.9	0.0	16.2	5.9	8.1	0.0	0.0
	White & Black African	60	75.0	0.0	5.0	5.0	15.0	0.0	0.0
	White & Asian	296	65.9	1.0	15.2	2.7	12.8	2.4	0.0
	Other Mixed	135	66.7	2.2	13.3	3.0	8.9	3.7	2.2
Asian or Asian British	Indian	853	81.5	0.7	2.1	6.2	8.0	0.8	0.7
	Pakistani	416	74.3	0.0	7.7	4.3	12.7	1.0	0.0
	Bangladeshi	1,022	62.7	0.7	16.8	5.4	11.0	3.4	0.0
	Other Asian	132	68.2	2.3	3.8	2.3	20.5	0.0	3.0
Black or Black British	Black Caribbean	50	84.0	0.0	10.0	0.0	6.0	0.0	0.0
	Black African	182	39.0	0.0	15.4	6.0	37.9	0.0	1.6
	Black Other	31	45.2	0.0	16.1	9.7	19.4	0.0	9.7
Chinese or Other Ethnic Group	Chinese	289	87.9	1.0	0.0	0.0	8.3	2.8	0.0
	Other Ethnic Group	150	62.7	0.0	8.7	10.0	14.7	2.0	2.0

Table 5: Accommodation by Ethnicity

		All	Accommodation				
			House or bungalow	Flat, maisonette or apartment	Caravan, mobile or temporary structure	Household in shared accommodation	Communal establishment
All		152,843	93.0	5.3	0.5	0.0	1.2
White	British	146,801	93.1	5.2	0.5	0.0	1.2
	Irish	983	87.9	10.0	1.3	0.0	0.8
	Other	1,307	88.6	7.4	0.7	0.0	3.3
Mixed	White & Black Caribbean	136	93.6	4.3	0.0	0.0	2.1
	White & Black African	60	93.2	6.8	0.0	0.0	0.0
	White & Asian	296	95.9	4.1	0.0	0.0	0.0
	Other Mixed	135	91.6	8.4	0.0	0.0	0.0
Asian or Asian British	Indian	853	91.0	8.0	0.0	0.4	0.7
	Pakistani	416	97.4	2.6	0.0	0.0	0.0
	Bangladeshi	1,022	96.5	3.5	0.0	0.0	0.0
	Other Asian	132	88.8	4.5	2.2	0.0	4.5
Black or Black British	Black Caribbean	50	88.5	11.5	0.0	0.0	0.0
	Black African	182	71.5	25.3	0.0	1.6	1.6
	Black Other	31	73.3	16.7	0.0	0.0	10.0
Chinese or Other	Chinese	289	87.7	11.3	0.0	1.0	0.0
	Other Ethnic Group	150	91.8	8.2	0.0	0.0	0.0

Table 6: Amenities and Living Conditions of Residents by Ethnicity

		Amenities and living conditions - People				
		All	Occupancy	No central heating	No car	
			0	-1 or less		
All		151,071	14.7	3.7	3.3	23.6
White	British	144,919	14.6	3.4	3.3	23.3
	Irish	1,208	12.4	3.6	3.6	36.0
	Other	1,379	11.2	6.7	3.4	32.5
Mixed	White & Black Caribbean	87	16.1	0.0	0.0	10.7
	White & Black African	35	20.0	0.0	8.6	42.9
	White & Asian	150	12.7	5.3	2.7	35.2
	Other Mixed	94	16.0	3.2	3.2	32.4
Asian or Asian British	Indian	905	15.8	8.7	2.9	18.5
	Pakistani	413	17.4	17.4	4.1	21.6
	Bangladeshi	1,028	23.9	26.1	13.9	46.1
	Other Asian	154	25.3	11.0	3.2	23.1
Black or Black British	Black Caribbean	67	11.9	0.0	0.0	34.4
	Black African	197	35.5	12.2	1.5	51.2
	Black Other	34	11.8	0.0	0.0	66.7
Chinese or Other Ethnic Group	Chinese	275	14.9	22.2	3.6	17.2
	Other Ethnic Group	126	23.0	7.9	2.4	23.8

Table 7a: Economic Activity for Males Aged 16-74 (excluding those classified as 'Retired' or 'Other')

	Males	Total	Economic activity							
			Employee full-time	Self employed full-time	Employee part-time	Self employed part-time	Unemployed	Student	Home/family	Sick/disabled
All		45,693	66.6	10.0	3.4	1.4	5.3	5.3	1.1	6.9
White	British	43,988	67.4	9.7	3.2	1.4	5.3	5.1	1.1	6.8
	Irish	327	56.0	13.5	1.5	1.5	4.3	2.8	1.8	18.7
	Other	340	57.9	17.6	3.2	3.5	5.6	5.9	0.9	5.3
Mixed	White & Black Caribbean	24	66.7	0.0	0.0	0.0	20.8	12.5	0.0	0.0
	White & Black African	21	38.1	33.3	0.0	0.0	14.3	0.0	0.0	14.3
	White & Asian	63	55.6	6.3	4.8	0.0	0.0	28.6	0.0	4.8
	Other Mixed	29	51.7	13.8	0.0	0.0	10.3	24.1	0.0	0.0
Asian or Asian British	Indian	301	47.8	25.6	5.3	2.3	4.7	9.0	0.0	5.3
	Pakistani	98	51.0	14.3	5.1	5.1	3.1	13.3	3.1	5.1
	Bangladeshi	227	21.1	13.2	25.6	3.5	11.5	12.8	3.5	8.8
	Other Asian	47	51.1	27.7	8.5	0.0	0.0	6.4	0.0	6.4
Black or Black British	Black Caribbean	21	57.1	14.3	14.3	0.0	14.3	0.0	0.0	0.0
	Black African	53	50.9	5.7	5.7	0.0	9.4	9.4	5.7	13.2
	Black Other	12	50.0	0.0	0.0	0.0	0.0	25.0	0.0	25.0
Chinese or Other Ethnic Group	Chinese	104	26.0	37.5	3.8	2.9	2.9	24.0	0.0	2.9
	Other Ethnic Group	38	68.4	7.9	0.0	0.0	7.9	7.9	0.0	7.9

Table 7b: Economic Activity for Females aged 16-74 (excluding those classified as 'Retired' or 'Other')

	Females	Total	Economic activity							
			Employee full-time	Self employed full-time	Employee part-time	Self employed part-time	Unemployed	Student	Home/family	Sick/disabled
All		44,032	31.9	2.3	29.9	2.3	3.5	6.5	17.3	6.4
White	British	42,327	32.0	2.2	30.4	2.3	3.5	6.3	16.9	6.4
	Irish	265	33.2	2.3	29.1	3.0	4.2	4.9	15.5	7.9
	Other	371	36.9	3.0	23.5	3.2	6.2	3.5	18.9	4.9
Mixed	White & Black Caribbean	31	29.0	0.0	19.4	0.0	0.0	22.6	19.4	9.7
	White & Black African	11	45.5	0.0	0.0	0.0	0.0	27.3	27.3	0.0
	White & Asian	61	21.3	0.0	18.0	0.0	0.0	26.2	27.9	6.6
	Other Mixed	27	37.0	0.0	29.6	11.1	0.0	0.0	22.2	0.0
Asian or Asian British	Indian	273	39.2	11.4	9.9	3.7	1.1	9.9	20.9	4.0
	Pakistani	127	15.0	2.4	11.0	2.4	5.5	22.0	39.4	2.4
	Bangladeshi	237	11.4	1.3	7.2	0.0	5.9	12.2	59.5	2.5
	Other Asian	47	21.3	10.6	8.5	6.4	6.4	27.7	12.8	6.4
Black or Black British	Black Caribbean	16	43.8	18.8	18.8	0.0	0.0	0.0	18.8	0.0
	Black African	56	37.5	0.0	8.9	0.0	10.7	14.3	28.6	0.0
	Black Other	12	25.0	0.0	25.0	0.0	0.0	50.0	0.0	0.0
Chinese or Other Ethnic Group	Chinese	105	20.0	19.0	16.2	0.0	2.9	21.9	17.1	2.9
	Other Ethnic Group	66	27.3	4.5	18.2	0.0	6.1	0.0	34.8	9.1

Table 8: Occupation by Ethnic Group for All People in Employment Aged 16-74

		Total	Occupation								
			Managers/ senior officials	Profs	Assoc. profs./ tech.	Admin. secretarial	Skilled trades	Personal services	Sales	Process, plant, machine operatives	Elementary
All		68,083	11.6	8.0	11.0	11.0	14.1	7.0	7.0	14.3	16.2
White	British	65,846	11.4	7.7	11.0	11.1	14.1	7.1	7.0	14.3	16.3
	Irish	421	11.2	10.9	9.7	7.6	15.4	5.2	5.5	16.2	18.3
	Other	534	17.2	16.5	11.8	9.9	11.2	5.4	5.2	11.2	11.4
Mixed	White & Black Caribbean	36	11.1	8.3	25.0	16.7	8.3	13.9	0.0	8.3	13.9
	White & Black African	20	15.0	30.0	35.0	15.0	15.0	15.0	0.0	0.0	0.0
	White & Asian	72	8.3	4.2	13.9	4.2	12.5	5.6	9.7	20.8	20.8
	Other Mixed	45	11.1	31.1	11.1	6.7	0.0	6.7	13.3	11.1	13.3
Asian or Asian British	Indian	431	20.2	28.5	7.0	6.3	7.2	1.4	7.9	11.6	10.0
	Pakistani	120	12.5	28.3	5.8	6.7	5.8	2.5	5.8	13.3	20.0
	Bangladeshi	201	12.9	5.0	3.0	8.5	27.4	4.5	6.5	9.0	23.4
	Other Asian	62	22.6	25.8	11.3	4.8	4.8	0.0	4.8	14.5	11.3
Black or Black British	Black Caribbean	26	0.0	11.5	19.2	11.5	0.0	11.5	0.0	26.9	11.5
	Black African	60	6.7	16.7	35.0	0.0	0.0	10.0	0.0	10.0	16.7
	Black Other	13	0.0	23.1	23.1	23.1	0.0	0.0	0.0	23.1	0.0
Chinese or Other Ethnic Group	Chinese	135	26.7	11.1	5.9	0.0	31.1	2.2	5.9	3.0	13.3
	Other Ethnic Group	61	4.9	24.6	11.5	8.2	4.9	9.8	4.9	13.1	19.7

Table 9: Industrial Distribution by Ethnic Group for All People in Employment Aged 16-74

		Total	Industry								
			Agriculture, hunting, forestry and fishing	Mining and quarrying	Manufacturing	Elect, gas, water supply	Construction	Wholesale, retail, hotels & catering, transport	Finance and real estate	Public admin., education health and social work	Other
All		68,083	2.3	0.5	23.7	0.7	8.0	29.5	9.8	21.8	3.6
White	British	65,846	2.4	0.5	23.9	0.7	8.1	29.3	9.8	21.6	3.7
	Irish	421	1.4	1.0	20.7	1.0	15.7	26.1	7.8	23.8	2.6
	Other	534	1.5	0.0	24.2	2.1	4.9	25.1	10.3	29.2	2.8
Mixed	White & Black Caribbean	36	0.0	0.0	19.4	0.0	0.0	16.7	13.9	41.7	0.0
	White & Black African	20	0.0	0.0	15.0	0.0	15.0	0.0	25.0	40.0	0.0
	White & Asian	72	5.6	0.0	27.8	4.2	4.2	25.0	9.7	23.6	4.2
	Other Mixed	45	0.0	0.0	24.4	0.0	0.0	28.9	0.0	37.8	6.7
Asian or Asian British	Indian	431	0.0	0.0	20.4	0.0	1.2	33.2	7.9	35.0	2.1
	Pakistani	120	0.0	0.0	20.8	0.0	2.5	32.5	12.5	28.3	2.5
	Bangladeshi	201	0.0	0.0	12.9	0.0	1.5	66.7	4.5	13.4	0.0
	Other Asian	62	0.0	0.0	21.0	0.0	0.0	29.0	16.1	32.3	0.0
Black or Black British	Black Caribbean	26	0.0	0.0	11.5	0.0	0.0	23.1	26.9	38.5	11.5
	Black African	60	0.0	0.0	18.3	0.0	5.0	5.0	5.0	65.0	5.0
	Black Other	13	0.0	0.0	30.8	0.0	0.0	0.0	0.0	46.2	0.0
Chinese or Other Ethnic Group	Chinese	135	0.0	0.0	8.1	0.0	2.2	72.6	5.2	9.6	2.2
	Other Ethnic Group	61	0.0	0.0	21.3	4.9	0.0	23.0	11.5	42.6	6.6

Table 10: Highest Level of Qualifications by Age and Ethnicity

		Qualifications														
		Aged 16-24					Aged 25-49					Aged 50-64				
		All	None	Below degree	First degree+	Other/unknown	All	None	Below degree	First degree+	Other/unknown	All	None	Below degree	First degree+	Other/unknown
All		14,411	18.7	73.4	6.4	1.6	52,497	19.4	59.1	21.9	5.8	29,282	46.3	26.6	13.0	14.1
White	British	13,774	18.5	73.7	6.3	1.5	50,314	19.0	60.1	21.3	5.8	28,385	46.2	26.8	12.7	14.3
	Irish	42	16.7	61.9	14.3	7.1	278	26.6	47.1	31.3	3.6	321	56.1	19.0	12.1	12.8
	Other	68	20.6	72.1	7.4	0.0	496	16.1	37.7	46.8	8.3	214	45.3	23.4	22.4	8.9
Mixed	White & Black Caribbean	19	36.8	63.2	0.0	0.0	41	19.5	53.7	19.5	7.3	0				
	White & Black African	3					19	0.0	47.4	52.6	0.0	4				
	White & Asian	40	27.5	72.5	0.0	0.0	77	24.7	51.9	23.4	7.8	21	47.6	19.0	14.3	19.0
	Other Mixed	17	17.6	82.4	0.0	0.0	45	20.0	37.8	28.9	13.3	13	23.1	46.2	30.8	0.0
Asian or Asian British	Indian	111	23.4	53.2	19.8	3.6	380	22.9	32.9	42.1	5.0	128	43.8	14.8	41.4	0.0
	Pakistani	55	23.6	61.8	9.1	5.5	169	24.9	33.1	38.5	7.1	24	45.8	12.5	29.2	12.5
	Bangladeshi	158	26.6	66.5	3.8	3.2	328	58.2	26.5	14.6	4.6	56	87.5	5.4	0.0	7.1
	Other Asian	20	20.0	65.0	15.0	0.0	57	14.0	43.9	52.6	0.0	19	15.8	31.6	52.6	0.0
Black or Black British	Black Caribbean	0					27	11.1	48.1	40.7	11.1	16	43.8	0.0	37.5	18.8
	Black African	18	0.0	66.7	16.7	16.7	74	24.3	18.9	58.1	6.8	20	80.0	0.0	20.0	0.0
	Black Other	8					0					6				
Chinese or Other Ethnic Group	Chinese	62	21.0	66.1	6.5	6.5	126	38.9	27.0	32.5	10.3	28	64.3	25.0	10.7	0.0
	Other Ethnic Group	16	18.8	62.5	0.0	18.8	66	31.8	16.7	43.9	7.6	27	40.7	11.1	25.9	22.2

Table 11a: Health by Age and Ethnicity - Males

	Males	Total	Health								
			0-15			16-64			65+		
			All	LLTI	Health not good	All	LLTI	Health not good	All	LLTI	Health not good
All		74,763	15,843	4.8	1.0	47,978	14.8	8.2	10,942	51.9	23.5
White	British	71,767	15,124	4.9	1.0	46,166	14.8	8.2	10,477	51.8	23.3
	Irish	528	18	0.0	0.0	336	25.3	14.3	174	47.7	22.4
	Other	631	78	6.4	0.0	366	10.7	6.0	187	57.8	27.8
Mixed	White & Black Caribbean	73	42	11.9	0.0	28	10.7	0.0	3		
	White & Black African	28	15	0.0	0.0	13	0.0	0.0	0		
	White & Asian	156	83	7.2	3.6	73	17.8	12.3	0		
	Other Mixed	49	22	0.0	0.0	24	0.0	0.0	3		
Asian or Asian British	Indian	438	101	0.0	0.0	313	13.4	7.3	24	37.5	12.5
	Pakistani	200	82	4.9	0.0	109	11.9	7.3	9		
	Bangladeshi	492	202	3.0	3.5	261	15.7	9.2	29	65.5	44.8
	Other Asian	70	15	20.0	0.0	52	13.5	5.8	3		
Black or Black British	Black Caribbean	36	0			24	12.5	25.0	12	75.0	50.0
	Black African	91	26	0.0	0.0	56	16.1	5.4	9		
	Black Other	15	0			12	0.0	0.0	3		
Chinese or Other Ethnic Group	Chinese	131	20	0.0	0.0	105	7.6	0.0	6		
	Other Ethnic Group	58	15	0.0	0.0	40	7.5	15.0	3		

Table 11b - Health by Age and Ethnicity - Females

	Females	Total	Health								
			0-15			16-64			65+		
			All	LLTI	Health not good	All	LLTI	Health not good	All	LLTI	Health not good
All		78,091	15,092	3.4	1.0	48,239	14.9	8.6	14,760	55.0	26.1
White	British	75,034	14,351	3.5	1.0	46,307	15.0	8.6	14,376	55.0	26.0
	Irish	456	27	0.0	0.0	303	20.1	13.9	126	48.4	22.2
	Other	676	76	3.9	0.0	416	14.4	8.9	184	58.7	33.7
Mixed	White & Black Caribbean	64	27	0.0	0.0	37	18.9	8.1	0		
	White & Black African	27	11	0.0	0.0	13	0.0	0.0	3		
	White & Asian	141	72	4.2	0.0	69	17.4	8.7	0		
	Other Mixed	79	30	0.0	0.0	43	20.9	7.0	6		
Asian or Asian British	Indian	417	96	3.1	0.0	302	13.6	6.6	19	73.7	47.4
	Pakistani	224	73	4.1	4.1	141	12.8	6.4	10	60.0	30.0
	Bangladeshi	533	235	1.7	1.3	285	10.2	7.7	13	53.8	53.8
	Other Asian	67	9			49	12.2	12.2	9		
Black or Black British	Black Caribbean	19	0			16	0.0	18.8	3		
	Black African	94	30	0.0	0.0	60	5.0	0.0	4		
	Black Other	12	0			12	50.0	25.0	0		
Chinese or Other Ethnic Group	Chinese	157	39	0.0	0.0	111	7.2	5.4	7		
	Other Ethnic Group	91	16	0.0	0.0	75	8.0	8.0	0		

Table 12: Country of Birth by Ethnic Group

		Total	Country of birth (1)									
			UK	Republic of Ireland	Channel Islands/ Isle of Man	Other Western Europe	Eastern Europe	North Africa	Central and Western Africa	South and Eastern Africa	Middle East	China
All		152,841	96.5	0.5	0.0	0.9	0.3	0.0	0.0	0.2	0.1	0.0
White	British	146,804	98.8	0.0	0.0	0.6	0.1	0.0	0.0	0.1	0.1	0.0
	Irish	988	31.6	66.9	0.3	0.3	0.0	0.0	0.0	0.0	0.3	0.0
	Other	1,301	24.3	0.3	0.0	38.3	19.8	0.6	0.2	4.5	2.0	0.0
Mixed	White & Black Caribbean	138	93.5	0.0	0.0	0.0	0.0	0.0	0.0	0.0	2.2	0.0
	White & Black African	50	100.0	0.0	0.0	0.0	0.0	0.0	0.0	0.0	0.0	0.0
	White & Asian	289	87.5	0.0	0.0	1.4	0.0	0.0	0.0	0.0	2.1	0.0
	Other Mixed	131	70.2	2.3	0.0	2.3	0.0	2.3	0.0	6.1	4.6	0.0
Asian or Asian British	Indian	852	41.9	0.0	0.0	0.7	0.0	0.0	0.7	2.5	0.5	0.0
	Pakistani	423	50.1	0.0	0.0	0.0	0.0	0.0	0.0	0.7	1.4	0.0
	Bangladeshi	1,026	50.9	0.0	0.0	0.0	0.0	0.0	0.0	0.0	0.3	0.0
	Other Asian	133	30.1	0.0	0.0	0.0	0.0	0.0	2.3	0.0	4.5	20.3
Black or Black British	Black Caribbean	51	43.1	0.0	0.0	0.0	0.0	0.0	0.0	0.0	0.0	0.0
	Black African	185	34.1	0.0	0.0	0.0	0.0	4.3	16.2	45.4	0.0	0.0
	Black Other	31	29.0	0.0	0.0	0.0	0.0	19.4	0.0	9.7	22.6	0.0
Chinese or Other Ethnic Group	Chinese	289	29.4	0.0	0.0	0.0	0.0	0.0	0.0	1.0	0.0	22.8
	Other Ethnic Group	150	20.7	0.0	0.0	0.0	0.0	0.0	8.7	0.0	12.0	0.0

Table 12: Country of Birth by Ethnic Group - continued

		Country of birth (2)									
		Other Far East	Bangladesh	India	Pakistan	Other South Asia	Caribbean West Indies	Other North America	South America	Oceania	Other
All		0.2	0.3	0.4	0.1	0.0	0.0	0.1	0.0	0.1	0.0
White	British	0.1	0.0	0.0	0.0	0.0	0.0	0.1	0.0	0.1	0.0
	Irish	0.0	0.0	0.0	0.0	0.0	0.0	0.6	0.0	0.0	0.0
	Other	0.2	0.0	0.2	0.0	0.0	0.0	5.4	1.1	2.5	0.6
Mixed	White & Black Caribbean	0.0	0.0	0.0	0.0	0.0	4.3	0.0	0.0	0.0	0.0
	White & Black African	0.0	0.0	0.0	0.0	0.0	0.0	0.0	0.0	0.0	0.0
	White & Asian	4.5	2.1	1.4	0.0	0.0	0.0	0.0	0.0	1.0	0.0
	Other Mixed	6.1	0.0	0.0	0.0	0.0	0.0	0.0	3.8	0.0	2.3
Asian or Asian British	Indian	0.4	0.4	52.2	0.0	0.0	0.0	0.0	0.0	0.0	0.8
	Pakistani	0.0	0.7	2.8	42.8	0.0	0.0	0.0	0.0	0.0	1.4
	Bangladeshi	0.0	47.6	0.3	0.7	0.0	0.0	0.0	0.0	0.0	0.3
	Other Asian	2.3	3.8	9.8	4.5	20.3	2.3	0.0	0.0	0.0	0.0
Black or Black British	Black Caribbean	0.0	0.0	0.0	0.0	0.0	51.0	0.0	5.9	0.0	0.0
	Black African	0.0	0.0	0.0	0.0	0.0	0.0	0.0	0.0	0.0	0.0
	Black Other	0.0	0.0	0.0	0.0	0.0	0.0	0.0	9.7	9.7	0.0
Chinese or Other Ethnic Group	Chinese	46.7	0.0	0.0	0.0	0.0	0.0	0.0	0.0	0.0	0.0
	Other Ethnic Group	50.0	0.0	0.0	0.0	2.0	0.0	0.0	0.0	2.7	4.0

Table 13 - Ethnic Group by Religion

		Total	Religion								
			Christian	Buddhist	Hindu	Jewish	Muslim	Sikh	Other	None	Not stated
All		152,848	79.5	0.1	0.2	0.0	1.1	0.3	0.1	11.4	7.2
White	British	146,801	81.0	0.1	0.0	0.0	0.0	0.0	0.1	11.5	7.2
	Irish	982	89.1	0.0	0.0	0.0	0.0	0.0	0.4	4.4	6.1
	Other	1,305	78.4	0.4	0.0	0.4	2.7	0.0	0.4	10.8	7.0
Mixed	White & Black Caribbean	139	69.8	0.0	0.0	0.0	0.0	0.0	0.0	22.3	7.9
	White & Black African	59	33.9	0.0	0.0	0.0	13.6	0.0	0.0	35.6	16.9
	White & Asian	298	47.3	1.0	1.0	0.0	10.4	1.0	0.0	27.5	11.7
	Other Mixed	133	48.1	0.0	2.3	0.0	9.0	0.0	0.0	27.1	13.5
Asian or Asian British	Indian	853	6.4	0.0	28.7	0.0	6.0	53.3	0.4	1.8	3.4
	Pakistani	419	1.7	0.0	0.7	0.7	90.5	0.0	0.0	1.0	5.5
	Bangladeshi	1,023	0.4	0.0	0.5	0.0	93.0	0.0	0.0	0.6	5.6
	Other Asian	131	23.7	3.8	14.5	0.0	44.3	5.3	2.3	0.0	6.1
Black or Black British	Black Caribbean	50	74.0	0.0	0.0	0.0	0.0	0.0	0.0	18.0	8.0
	Black African	186	41.9	0.0	0.0	0.0	51.6	0.0	0.0	4.8	1.6
	Black Other	29	37.9	0.0	0.0	0.0	51.7	0.0	0.0	0.0	10.3
Chinese or Other Ethnic Group	Chinese	291	10.0	21.0	0.0	0.0	0.0	0.0	0.0	60.8	8.2
	Other Ethnic Group	149	44.3	13.4	2.0	0.0	25.5	0.0	0.0	6.7	8.1

Appendix 2: Profile of Interview Respondents

Ethnic origin	Age	Gender	Born	Tenure	Employment status	Health problem within household
Bangladeshi 1	35-49	Female	Bangladesh	O/O	Looking after the home	Yes
Bangladeshi 2	25-34	Female	Bangladesh	LA	Looking after the home	No
Bangladeshi 3	25-34	Female	Bangladesh	NA	Looking after the home	No
Bangladeshi 4	25-34	Female	Bangladesh	O/O	Looking after the home	Yes
Bangladeshi 5	35-49	Female	Bangladesh	O/O	Looking after the home	Yes
Bangladeshi 6	25-34	Female	Bangladesh	With parents	Looking after the home	Yes
Bangladeshi 7	20-24	Female	Bangladesh	O/O	Looking after the home	Yes
Bangladeshi 8	65-74	Male	Bangladesh	O/O	Retired	Yes
Bangladeshi 9	25-34	Female	Bangladesh	O/O	Self-employed	Yes
Bangladeshi 10	25-34	Female	Bangladesh	RSL	Looking after the home	Yes
Bangladeshi 11	20-24	Female	Bangladesh	O/O	Looking after the home	No
Bangladeshi 12	65-74	Female	Bangladesh	RSL	Permanently sick/disabled	Yes
Bangladeshi 13	25-34	Male	Bangladesh	RSL	Long term sick	Yes
Bangladeshi 14	25-34	Female	Bangladesh	RSL	Part time student, looking after the family home	Yes
Bangladeshi 15	35-49	Male	Bangladesh	O/O	Long term sick	Yes
Bangladeshi 16	60-64	Male	Bangladesh	O/O	Unemployed & available for work	No
Bangladeshi 17**	25-34	Male	Bangladesh	PR	Employed full time	No
Bangladeshi 18	25-34	Male	Bangladesh	O/O	Employed part time	No
Bangladeshi 19*	35-49	Male	Bangladesh	O/O	Employed part time	No
Bangladeshi 20	35-49	Female	Bangladesh	PR	Looking after the home	No
Somali 1	35-49	Female	Somalia	LA	Part time student, looking after the family home	Yes
Somali 2	50-59	Female	Somalia	O/O	Unemployed & available for work	Yes
Somali 3	35-49	Female	Somalia	LA	Unemployed & available for work	Yes
Somali 4	25-34	Female	Ethiopia	LA	Part time student, looking after the family home	Yes
Somali 5	65-74	Female	Somalia	LA	Retired	No
Somali 6	35-49	Female	Somalia	O/O	Looking after the home, looking after parents	Yes
Somali 7	15-19	Male	Scunthorpe	LA	Student	No
Somali 8	NA	Male	NA	NA	NA	NA
Somali 9	20-24	Male	Scunthorpe	Rented	Unemployed & available for work	No
Somali 10	20-24	Male	Scunthorpe	O/O	Full time employment	No
Somali 11	25-34	Male	Somali	PR	Full time employment	No
Somali 12	NA	Male	NA	NA	NA	NA
Somali 13	NA	Male	NA	NA	NA	NA
Scottish 1	74+	Female	Scotland	NA	Retired	No
Iraqi/Asian 1	15-19	Male	Iraq	PR	Unemployed & available for work	No
Iraqi 2	15-19	Male	Kurdistan	LA	Part time student	No
Iraqi 3	15-19	Male	DUS, Iraq	PR	Part time student	No

Ethnic origin	Age	Gender	Born	Tenure	Employment status	Health problem within household
Black/African	15-19	Male	Somalia	PR	Unemployed & available for work	No
Dubai 1	20-24	Male	Dubai	Rented	Part time student	No
Yemeni 1	60-64	Male	Yemen	O/O	Permanently sick/disabled	Yes
Yemeni 2	25-34	Female	Yemen	RSL	Looking after home	No
Pakistani 1	50-59	Female	Pakistan	LA	Employed part time	Yes
Pakistani 2	35-49	Female	Pakistan	PSL	Looking after home	No
Pakistani 3	50-59	Female	Pakistan	O/O	Looking after home	Yes
Pakistani 4	60-64	Female	Pakistan	PR	Retired	Yes
Pakistani 5	25-34	Female	Pakistan	O/O	Employed part time	Yes
Indian 1	60-64	Female	India	O/O	Retired	Yes
Indian 2	60-64	Male	India	O/O	Permanently sick/disabled	Yes
Indian 3	35-49	Male	India	O/O	Employed part time	Yes
Indian 4	50-59	Male	India	O/O	Employed full time	NA
Chinese 1	35-49	Female	China	PR	Looking after home	Yes
Chinese 2	35-49	Female	Malaysia	PR	Unemployed & available for work	NA
Chinese 3	35-49	Male	China	PR	Employed full time	No
Chinese 4	35-49	Male	China	O/O	Employed part time	Yes
Chinese 5	20-24	Female	England	With parents	Employed full time	No
Chinese 6	35-49	Female	China	O/O	Looking after home	No
Chinese 7	35-49	Female	China	O/O	Permanently sick/disabled	Yes
Chinese 8	35-49	Female	China	With friend, O/O	Employed part time	Yes
Chinese 9	35-49	Female	NA	O/O	Looking after home	NA
Chinese 10	35-49	Male	China	O/O	Self-employed	No
Chinese 11	25-34	Male	China	NA	Employed full time	No
Irish 1	50-59	Male	Ireland	LA	Retired	NA
Irish 2	25-34	Female	UK	LA	Unemployed & available for work	No
Irish 3	74+	Female	Ireland	LA	Retired	NA
Irish 4	74+	Female	Ireland	LA	Looking after home	Yes
Irish 5*	74+	Male	Northern Ireland	LA	Retired	No
Irish 6*	25-34	Female	England	LA	Looking after home	Yes
Irish 7	50-59	Female	Ireland	LA	Permanently sick/disabled	Yes
Polish 1	50-59	Female	NA	O/O	Employed full time	NA
Italian 1	35-49	Female	England	O/O	Self-employed	No

* identified as British on profile sheet

** just bought own house but not moved in yet

NA information not available

Key:

O/O owner occupation

PR private rented

LA local authority housing

RSL registered social landlord / housing association



Centre for Regional Economic and Social Research



Centre for Regional Economic
and Social Research
Sheffield Hallam University
Unit 10 - Science Park
Howard Street
Sheffield S1 1WB

Tel 0114 225 3073
Fax 0114 225 2197

ISBN 1-84387-133-5

