

University of Nebraska - Lincoln

DigitalCommons@University of Nebraska - Lincoln

---

Library Philosophy and Practice (e-journal)

Libraries at University of Nebraska-Lincoln

---

January 2021

## Research Publication Pattern of Journal of Indian Library Association (JILA): A Bibliometric Analysis during 2015-2019

RAHUL PANDEY

*Babasaheb Bhimrao Ambedkar University, Lucknow, shikhaawasthi1991@gmail.com*

Shikha Awasthi

*Babasaheb Bhimrao Ambedkar University, shikhaawasthi1991@gmail.com*

Follow this and additional works at: <https://digitalcommons.unl.edu/libphilprac>



Part of the [Library and Information Science Commons](#)

---

PANDEY, RAHUL and Awasthi, Shikha, "Research Publication Pattern of Journal of Indian Library Association (JILA): A Bibliometric Analysis during 2015-2019" (2021). *Library Philosophy and Practice (e-journal)*. 4733.

<https://digitalcommons.unl.edu/libphilprac/4733>

# **Research Publication Pattern of Journal of Indian Library Association (JILA): A Bibliometric Analysis during 2015-2019**

**Rahul Pandey**

**Research Scholar**

**Department of Library  
and Information Science**

**Babsaheb Bhimrao Ambedkar**

**University, Lucknow, India**

**Email- [rahulpandey.llg@gmail.com](mailto:rahulpandey.llg@gmail.com)**

**\*Corresponding author**

**Shikha Awasthi\***

**Research Scholar**

**Department of Library  
and Information Science**

**Babsaheb Bhimrao Ambedkar**

**University, Lucknow, India**

**Email- [shikhaawasthi1991@gmail.com](mailto:shikhaawasthi1991@gmail.com)**

## **Abstract**

The present paper aims to investigate the publishing pattern of The Journal of Indian Library Association (JILA) published during 2015-2019. During this period, a total of 107 research articles has been published by various contributors across the country. The study explores the bibliometric aspects like distribution of articles, year-wise growth of publications, authorship pattern of publication their degree of collaboration and an average rate of publication per author. The maximum growth rate was measured in the year 2019 with 21.73%, and individual authors published 47.67% of scholarly articles. The findings of the study demonstrate the strength of the Journal, which will be helpful for further development.

**Keywords:** *Bibliometric Analysis; Research Productivity; Authorship Pattern; Journal of Library and Information Science, Indian LIS Journal.*

## **Introduction**

Journals are the prime source of information for keeping one informed. It has always been a widespread practice among the authors to identify and analyze the existing research in their specific subject field. Bibliometric is one of the methods to conduct a study on the latest trends in a subject, research output of a particular geographical area, or a specific journal's contribution in any subject domain. "Bibliometric is a method to quantify the process of written communication" (Rao, 1985). In the present study, the bibliometric method has been adopted to investigate the research output of *The Journal of Indian library association*. The Journal of

Indian Library Association is the peer-reviewed quarterly Journal and start publishing since 1965. This Journal follows Open Journal Systems, which is an open-source journal management and publishing software developed, supported, and freely distributed by the Public Knowledge Project under the GNU General Public License.

## **Literature Review**

Bapte and Gedam (2019) carried out a bibliometric analysis of 54 issues of SRELS journal of Information Management during 2010-2018. Overall, 572 documents were published, and 91.95% (526) were research papers. The highest number of contributions were recorded in 2013 (13.32%) while fewer contributions were in 2014 (8.74%). The study describes that 7690 citations were received for 526 articles. The results of the survey also revealed that most of the published papers were written by two authors (49.26%), followed by a single author (32.69%). The average degree of collaboration during the period of study was 0.65. The average page length of articles contributed in the Journal was nine pages while 77 papers out of total contribution consist of 7 pages.

Haque et al. (2019) worked on a bibliometric analysis of the E-Journal of Library Philosophy and Practice from 2014 to 2018. The study reported that during the period of study, 1046 articles were published and the maximum number (421) papers were published in 2018. The results of the survey also revealed that two author patternship was the most preferred (39.67%) type of author patternship among the published articles. The average rate of a degree of collaboration of Journal during 2014-18 was 0.71. It is discovered from an analysis that average publication per author was 0.472 from 1046 articles with the contribution of 2223 authors. The study also analyzed the subject distribution of articles and found that the majority (94) of papers were lying under library resources and services subcategory, followed by bibliometric (84). Universities were the most (83.65%) contributed institution among the institution wise contributed articles during the period of study. Nigeria (36.33%) got the first rank among and highly contributed countries, followed by India (30.01%). 302 articles out of 1046 (28.88%) articles published in Journal with 21-30 pages.

A study conducted by Verma, Yadav and Singh (2018) analyzed the publication pattern of Library philosophy and practice (e-journal) during 2008-2017. It revealed that the average growth rate per year of papers was 147.8. Results also disclosed that the majority of papers were published collaboratively during the period of the study, which shows that authors are

more interested in publishing collaboratively (with the highest degree of collaboration 0.73) rather than individually.

Raza and Malik (2018) studied on the bibliometric analysis of *Journal of knowledge management* published from the year 2009-2016. The study found that during 2009-2016 a total of 508 articles were contributed by various authors, including five document types and among all retrieved documents articles (94.09%) were leading kind of document. Further results explore that total published articles (508) in Journal comprises the contribution of 57 countries in which 188 papers were single institution articles, while 320 were collaborative articles.

Brahma and Verma (2018) examined the Malaysian Journal of Library and Information Science during 2007-2016, revealing that the highest number of articles were published in the year 2011 (28) with 9.33 average article per issue. Further study displays that 40.09% of the total articles were published with the contribution of two authors, followed by three authors (25.24%). Results also revealed that with the 31.17% of contribution in total published articles Malaysia got first rank and India got the second rank with 8.50% contribution. The average references per article were 31.11 during the period of study, and the degree of collaboration was 0.76.

Kuri and Palled (2016) in their article 'Bibliometrics Study of Journal of Indian Library Association (ILA), during 2012-2014' studied 66 articles and found that the Journal published 5.5 average article per issue. It is also visible from a study that more than half (53.03%) the published articles were between 6-10 pages. Majority of the published work (46.97%) were contributed from two authors followed by one author (37.88%). The average productivity of individual author was 1.77 during the period of study.

### **Objectives of the study**

The objectives of the present study are:

1. Find out the number of contributions, year-wise distribution and growth of publication of Journal of Indian Library Association (JILA) between 2015 and 2019.
2. Analyze the authorship pattern, authors productivity and degree of collaboration
3. Assess the top five contributed states in JILA
4. Identify the most prolific contributors in JILA

## Methodology

The present study is based on the articles published in the Journal of Indian Library Association (JILA) during 2015-2019. Data were collected from the Journal's official website (available on <https://www.ilaindia.net/jila/index.php/jila/index>), and the collected data was further scrutinized and tabulated for analysis.

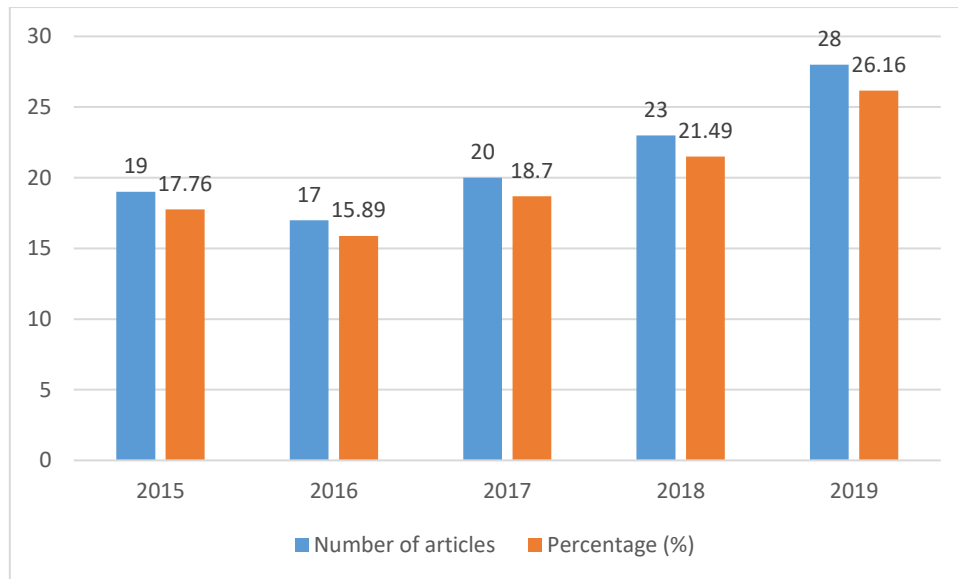
## Analysis & Results

### Year-wise distribution of articles

Table and Figure 1 shows the year-wise distribution of articles published in the JILA during 2015-19. It was found from the table that a total 107 articles were published during the selected period. 26.16% of total published papers were published in the year 2019, whereas the lowest number of publications were viewed in 2016 (15.89%).

**Table 1 Year-wise distribution of articles**

Year	Number of articles	Percentage (%)	Cumulative Percentage (%)
2015	19	17.76	17.76
2016	17	15.89	33.65
2017	20	18.70	52.35
2018	23	21.49	73.84
2019	28	26.16	100
<b>Total</b>	<b>107</b>		



**Figure 1 Year-wise distribution of articles**

### **Annual growth of publication**

Table and Figure 2 describes the year wise growth of publication, and by observation, it was found that in the 2017,2018 and 2019, the publication growth is positive while only in 2016, growth was negative. During the period of study, the highest growth was recorded in the year 2019 (21.73%). The growth rate of the publication had been calculated by using the formula given below

$$r = \frac{P1 - P0}{P0} \times 100$$

Where,

r = Publication growth in Percentage

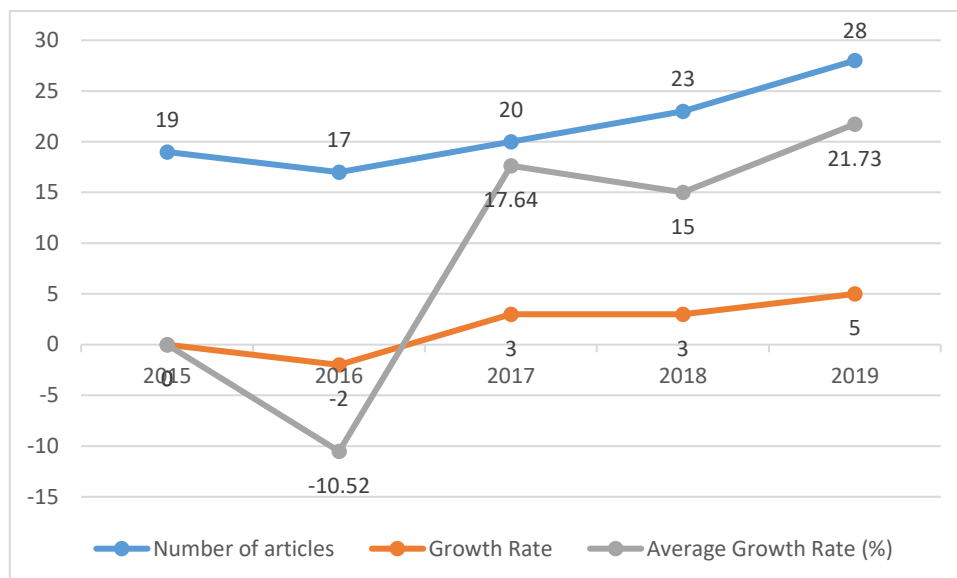
P0 = number of publication in the base year

P1 = number of publication in the present year

**Table 2 Growth rate of publication**

<b>Year</b>	<b>Number of articles</b>	<b>Growth Rate</b>	<b>Average Growth Rate (%)</b>
2015	19	0	0
2016	17	-2	-10.52
2017	20	3	17.64
2018	23	3	15

2019	28	5	21.73
<b>Total</b>	<b>107</b>		<b>43.85</b> <b>Average = 8.77</b>



**Figure 2 Growth rate of publication**

### Authorship pattern of publication

Table 3 represents the authorship pattern of Journal of ILA between 2015-19 and reveals that there was a minor difference between the articles published by a single author and two authors. Out of 107 articles, 51 were published by a single author and 52 by two authors while the frequency of article published by more than two authors was very low (4 articles). The table also depicts that 69.64% of authors published their work collaboratively while only 30.36% published individually.

**Table 3 Authorship Pattern**

Author Type	No. of Articles	Total no. of authors	% of articles	% of authors
Single	51	51	47.67%	30.36%
Two	52	104	48.60%	61.90%
Three	3	9	2.80%	5.36%
Four	1	4	0.93%	2.38%
<b>Total</b>	<b>107</b>	<b>168</b>	<b>100</b>	<b>100</b>

### Year-wise authorship pattern of publication

The following table (4) gives an account of year-wise authorship pattern of articles published in JILA during 2015-2019. The highest number (12) of single-author papers were published in the year 2015 and 2018, in the year 2019 maximum number (15) of two author papers were published. It is also viewed from the table that during the period of study the number of articles published by three and four authors was very few.

**Table 4 Year-wise authorship pattern of publication**

<b>Year</b>	<b>Single Author</b>	<b>Two Author</b>	<b>Three Author</b>	<b>Four Author</b>	<b>Total</b>
2015	12	7	0	0	<b>19</b>
2016	8	9	0	0	<b>17</b>
2017	8	11	1	0	<b>20</b>
2018	12	10	1	0	<b>23</b>
2019	11	15	1	1	<b>28</b>

### Degree of collaboration

Table 5 and figure 3 displays the degree of collaboration of publication published during 2015-2019 in JILA. It is revealed from the table that out of total published articles 51 (47.67%) articles were single-authored, and 56 (52.33%) were multiple-authored. The overall degree of collaboration of Journal was 0.52 while in the year 2017 and 2019 highest (0.60) degree of collaboration was observed.

The degree of collaboration was calculated by Subramanianm (1983) formula, as mention below:

$$DC = \frac{Nm}{Nm + Ns}$$

Where,

DC = Degree of Collaboration,

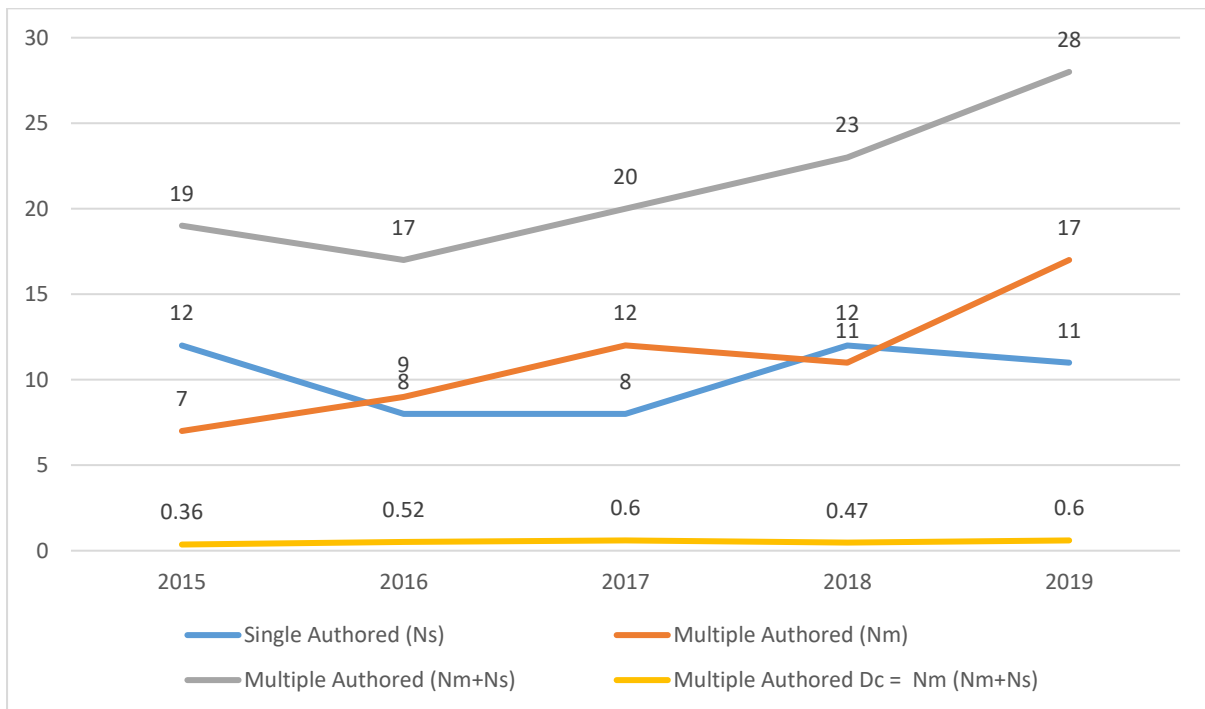
Ns = Single Authored Publications

Nm = Multiple Authored Publications



**Table 5 Degree of collaboration**

Year	Single Authored (Ns)	Multiple Authored (Nm)	(Nm+N <sub>s</sub> )	$D_c = \frac{N_m}{(N_m+N_s)}$
2015	12	7	19	0.36
2016	8	9	17	0.52
2017	8	12	20	0.60
2018	12	11	23	0.47
2019	11	17	28	0.60
<b>Total</b>	<b>51</b>	<b>56</b>	<b>107</b>	<b>0.52</b>



**Figure 3 Degree of collaboration**

### Author's Productivity

Table 6 represents the author's productivity in terms of their publication in JILA from 2015 to 2019. It was viewed that the overall contribution of each author is 0.63 in 107 publications with 168 number of authors. The highest number of publication per author was found in the year 2015 (0.73), while the lowest was recorded in the year 2019 (0.58).

**Table 6 Author Productivity**

<b>Year of Publication</b>	<b>No. of Publication</b>	<b>No. of Authors</b>	<b>Average Publication Per Author</b>
2015	19	26	0.73
2016	17	26	0.65
2017	20	33	0.60
2018	23	35	0.65
2019	28	48	0.58
<b>Total</b>	<b>107</b>	<b>168</b>	<b>0.63</b>

**Ranking of contributed states**

Table 7 describes the ranking of the top 5 contributing states of India in JILA during 2015-19 and revealed that UP got the first rank with 21.49% of total published articles followed by Karnataka (2<sup>nd</sup> rank with 13.08%). Three states of India are sharing the same rank, which is rank 4, with 7.47% of articles published during the time of the study.

**Table 7 Top 5 contributed states during 2015-2019**

<b>Name of State</b>	<b>No. of articles</b>	<b>Percentage</b>	<b>Rank</b>
Uttar Pradesh	23	21.49	1
Karnataka	14	13.08	2
West Bengal	9	8.41	3
Maharashtra	8	7.47	4
Punjab	8	7.47	4
Tamil Nadu	8	7.47	4
New Delhi	7	6.54	5

**Most prolific contributors**

Table 8 denotes the highly contributed authors in JILA during 2015-2019 and found that two authors contributed a maximum number of articles (4). Similarly, two authors contributed three articles, and ten authors contributed two articles in the Journal during the period of study. It is

also visible from the table that out of 107 papers, only 13 (12.14%) were published individually and remaining 94 (87.86%) articles were published collaboratively.

**Table 8 Authors with at least two publications**

S.No.	Author Name	Total Articles	First Authored Articles	Solo Authored Articles	Collaborative Articles
1	Tadasad, P.G.	4	1	1	3
2	Verma, Manoj Kumar	4	0	0	4
3	Mondal, Dhiman	3	3	0	3
4	Shabahat, Hussain	3	3	0	3
5	Ali, Raja	2	1	0	2
6	Brahma, Krishna	2	2	0	2
7	Devi, Ksh. Krishna	2	2	0	2
8	Gupta, Vishnu Kumar	2	0	2	0
9	Madhu, K.N.	2	0	2	0
10	Maity, Arbinda	2	0	0	2
11	Pachauri, NK	2	0	2	0
12	Pandita, Ramesh	2	2	2	0
13	Singh, Jagjit	2	2	2	0
14	Tyagi, Sunil	2	2	2	0

TA= Total articles; FA= First author article; SA= Solo authored articles; CA= Collaborative articles

### **Conclusion**

The present study enlightens the research productivity of the Journal selected for the survey during the last five years. The analysis based on bibliometric tools is one of the significant areas in library and information science for assessing the significant contributions, evaluation of research output also investigates the degree of collaboration among the contributors. This study revealed that the average growth rate of the Journal was 8.77% per year, with the degree of collaboration of 0.52%. Results also depict that majority of authors published their articles collaboratively.

## References

- Bapte, V. D. & Gedam, J. (2019). SRELS Journal of Information Management: A bibliometric study. *Library Philosophy and Practice (e-journal)*, 3035. <https://digitalcommons.unl.edu/libphilprac/3035>.
- Brahma, K., & Verma, M. K. (2018). Bibliometric studies of Malaysian Journal of Library and Information Science (Mjlis) during 2007-2016. *Journal of Indian Library Association*, 54(1), 55–65.
- Haque, M. A., Islam, A., Hasan, N. & Akanda, A. K. M. E. A. (2019). Bibliometric analysis of the E-Journal of library philosophy and practice during the period of 2014-2018. *Library Philosophy and Practice*, 3028. <https://digitalcommons.unl.edu/libphilprac/3028>.
- Kuri, R., & Palled, S. (2016). Bibliometrics study of journal of indian library association (ILA). *International Journal of Digital Library Services IJODLS Geetanjali Research Publication*, 6(1), 49–57.
- Raza, A & Malik, B.A. (2018) A Bibliometric Analysis of The Journal of Knowledge Management, 54(1), 91-99.
- Rao, R. I. (1985) *Quatitative Methods for Library and Information Science*. New Delhi: Wiley Eastern Limited.
- Verma, M. K., Yadav, S. K. & Singh, S. N. (2018). Research publication pattern of Library Philosophy and Practice (e-journal): A bibliometric analysis during 2008-2017. *Library Philosophy and Practice*, 1836. <https://digitalcommons.unl.edu/libphilprac/1836>