

# Entrainment and Dynamics of Ocean-Derived Impurities Within Europa's Ice Shell

J. J. Buffo<sup>1,2</sup> , B. E. Schmidt<sup>1</sup> , C. Huber<sup>3</sup> , and C. C. Walker<sup>4</sup> 

<sup>1</sup>Georgia Institute of Technology, Atlanta, GA, USA, <sup>2</sup>Dartmouth College, Hanover, NH, USA, <sup>3</sup>Brown University, Providence, RI, USA, <sup>4</sup>Woods Hole Oceanographic Institution, Woods Hole, MA, USA

## Key Points:

- Planetary ices contain a chemical fingerprint inherited from the thermochemical properties and dynamics of the parent liquid reservoir
- The refreezing of basal fractures and perched lenses in Europa's ice shell produces regions of high chemical gradation and concentration
- Europa's ice shell is predicted to have a bulk salinity between 1.053 and 14.72 ppt, depending on the ocean composition

## Supporting Information:

- Supporting Information S1

## Correspondence to:

J. J. Buffo,  
jacob.j.buffo@dartmouth.edu

## Citation:

Buffo, J. J., Schmidt, B. E., Huber, C., & Walker, C. C. (2020). Entrainment and dynamics of ocean-derived impurities within Europa's ice shell. *Journal of Geophysical Research: Planets*, 125, e2020JE006394. <https://doi.org/10.1029/2020JE006394>

Received 23 JAN 2020

Accepted 16 SEP 2020

Accepted article online 21 SEP 2020

**Abstract** Compositional heterogeneities within Europa's ice shell likely impact the dynamics and habitability of the ice and subsurface ocean, but the total inventory and distribution of impurities within the shell are unknown. In sea ice on Earth, the thermochemical environment at the ice-ocean interface governs impurity entrainment into the ice. Here, we simulate Europa's ice-ocean interface and bound the impurity load (1.053–14.72 g/kg [parts per thousand weight percent, or ppt] bulk ice shell salinity) and bulk salinity profile of the ice shell. We derive constitutive equations that predict ice composition as a function of the ice shell thermal gradient and ocean composition. We show that evolving solidification rates of the ocean and hydrologic features within the shell produce compositional variations (ice bulk salinities of 5–50% of the ocean salinity) that can affect the material properties of the ice. As the shell thickens, less salt is entrained at the ice-ocean interface, which implies Europa's ice shell is compositionally homogeneous below ~1 km. Conversely, the solidification of water filled fractures or lenses introduces substantial compositional variations within the ice shell, creating gradients in mechanical and thermal properties within the ice shell that could help initiate and sustain geological activity. Our results suggest that ocean materials entrained within Europa's ice shell affect the formation of geologic terrain and that these structures could be confirmed by planned spacecraft observations.

**Plain Language Summary** Europa, the second innermost moon of Jupiter, likely houses an interior ocean that could provide a habitat for life. This ocean resides beneath a 10- to >30-km-thick ice shell which could act as a barrier or conveyor for ocean-surface material transport that could render the ocean chemistry either hospitable or unfavorable for life. Additionally, material impurities in the ice shell will alter its physical properties and thus affect the global dynamics of the moon's icy exterior. That said, few of the interior properties of the ice shell or ocean have been directly measured. On Earth, the composition of ocean-derived ice is governed by the chemistry of the parent liquid and the rate at which it forms. Here, we extend models of sea ice to accommodate the Europa ice-ocean environment and produce physically realistic predictions of Europa's ice shell composition and the evolution of water bodies (fractures and lenses) within the shell. Our results show that the thermal gradient of the ice and the liquid composition affect the formation and evolution of geologic features in ways that could be detectable by future spacecraft (e.g., by ice penetrating radar measurements made by Europa Clipper).

## 1. Introduction

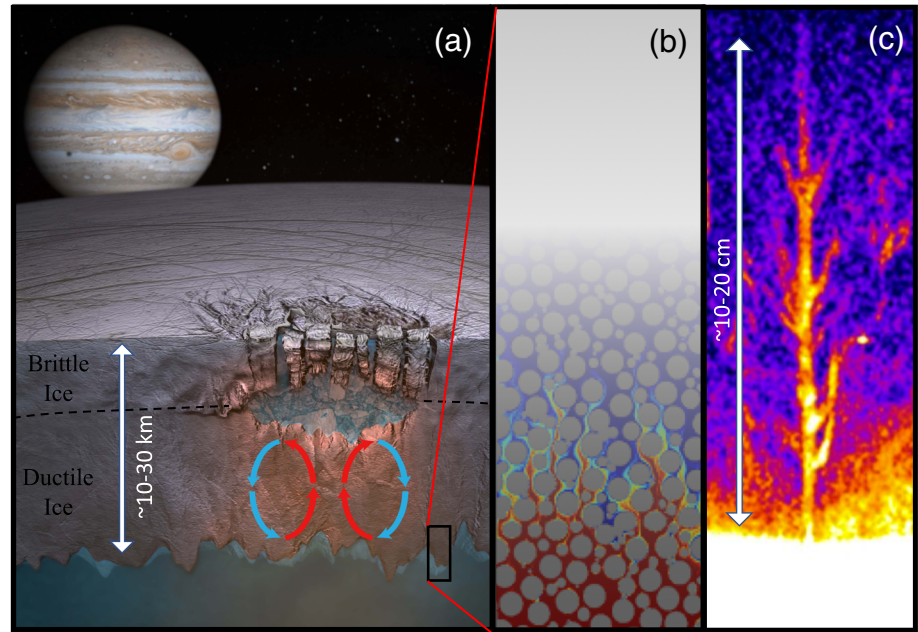
Europa's ocean was the first detected beyond Earth (Khurana et al., 1998; Kivelson et al., 2000). Studies (Cassen et al., 1979; Pappalardo et al., 1999; Ross & Schubert, 1987; Squyres et al., 1983) indicate that Europa's internal structure hosts a thick global ocean bounded by a silicate mantle below and a water ice shell above. These findings have fueled interest in the moon's interior dynamics, which may facilitate environments suitable for life (e.g., Chyba & Phillips, 2001; Des Marais et al., 2008; NRC, 2011; Reynolds et al., 1983; Russell et al., 2017). Europa's ice shell plays a crucial role in the moon's dynamics and evolution, as both a barrier and conveyor between the ocean and surface. With most of the data available for Europa derived from remote sensing techniques, the ice shell is a primary medium through which the properties of the ocean and interior can be understood, as the ice expresses how the body has evolved through its geology and composition. However, at present, many of the ice shell's properties are not well constrained, including ice thickness, ice chemistry, and the distribution of shallow water (Billings & Kattenhorn, 2005; Schmidt et al., 2011; Walker & Schmidt, 2015; Zolotov & Shock, 2001). Constraining characteristics of the European environment, locating potentially habitable niches, understanding the transport processes supporting

them, and investigating their connectivity are planned objectives of the Europa Clipper mission (Phillips & Pappalardo, 2014). As such, quantifying the physical, thermal, chemical, and mechanical properties of the ice shell is imperative to understanding Europa's geophysical and material transport processes that control its habitability.

Heterogeneities in the ice shell have been linked to a number of proposed dynamic processes: solid state convection in the lower ice shell (Han & Showman, 2005; Howell & Pappalardo, 2018; McKinnon, 1999), subduction or subsumption of surface material (Johnson et al., 2017; Kattenhorn, 2018; Kattenhorn & Prockter, 2014), eutectic melting that may lead to the formation of chaos and lenticulae (Manga & Michaut, 2017; Michaut & Manga, 2014; Schmidt et al., 2011), and formation and sustenance of water bodies within the shell (Kargel et al., 2000; Zolotov & Kargel, 2009). Yet the process by and rate at which impurities are entrained within the ice remain poorly constrained, and while current models implement a range of potential impurity loads to test model sensitivity to variations in ice composition (Han & Showman, 2005; Johnson et al., 2017; Pappalardo & Barr, 2004), they do not predict ice composition directly. Furthermore, observations reveal that young, active terrain is richer in nonice material than the average ice (McCord et al., 2002) (Figure S1 in the supporting information), suggesting recent interaction with subsurface water reservoirs enriched with salts (Manga & Michaut, 2017; Michaut & Manga, 2014; Schmidt et al., 2011), the effusion of ocean materials through fractures (Fagents, 2003), or melt through of a thin ice shell (Greenberg et al., 1999).

When ice forms in an aqueous environment, it preserves a thermochemical record of the water from which it formed (Feltham et al., 2006; Gross et al., 1977; Hunke et al., 2011; Turner & Hunke, 2015; Untersteiner, 1968). For Europa, the ice shell grew from the freezing of, and is thus a window into, the ocean (Bhatia & Sahijpal, 2017; Zolotov & Kargel, 2009; Zolotov & Shock, 2001). With a geologically young surface ( $<10^8$  year; Carr et al., 1998) suggesting active ice shell overturn, dynamic regions of Europa's surface (e.g., bands and chaos) may harbor "fossil ocean material" entrained in the ice shell as recently as 1 million years ago (Howell & Pappalardo, 2018). This could provide an accessible sample of the contemporary ocean, as it is highly likely that Europa's ice, much like sea ice and marine ice on Earth, contains pockets and channels filled with brine, salts, gasses, and other impurities derived from the dynamics of freezing at the ice-ocean interface (Eicken, 2003; Pappalardo & Barr, 2004; Zolotov & Kargel, 2009; Zotikov et al., 1980) (See Figure 1). On Earth, sea ice captures such a record of the thermochemical processes in the upper ocean during its formation. As the ocean solidifies, dissolved solutes are rejected as crystalline ice forms and a porous water-ice matrix filled with hypersaline interstitial fluid is produced (Buffo et al., 2018; Feltham et al., 2006; Hunke et al., 2011; Turner & Hunke, 2015; Untersteiner, 1968; Weeks & Lofgren, 1967). This process produces a compositionally driven gravitational instability in the newly formed porous ice layer that results in buoyancy-driven convection of the denser pore fluid into the underlying liquid reservoir. Referred to as gravity drainage, this process has been observed to be the primary method of desalination during sea ice formation and has been successfully incorporated into a number of numerical models (Buffo et al., 2018; Griewank & Notz, 2013; Huppert & Worster, 1985; Turner & Hunke, 2015; Wells et al., 2011; Worster, 1991).

Quantifying the relationship between Europa's ice composition and interfacial thermochemistry at the time of formation would provide a technique for linking observed ice properties to characteristics of its parent liquid water reservoir (a "frozen fingerprint" of the source water) and forecasting the properties of ice produced under diverse thermal and chemical conditions—informing the synthesis of future mission data and geodynamic models. Impurities and structural heterogeneities within ice alter its thermal, physicochemical, and dielectric properties (Feltham et al., 2006; Hunke et al., 2011; Weeks & Ackley, 1986). Thus, beyond the ice shell's chemistry, the dynamics of impurity entrainment will affect the potentially appreciable, and ongoing, hydrological activity within Europa's ice shell in the form of perched water lenses, fractures, dikes, and sills (e.g., Manga & Michaut, 2017; Michaut & Manga, 2014; Schmidt et al., 2011; Walker & Schmidt, 2015). Moreover, interpretation of measurements taken by Europa Clipper's ice penetrating radar, REASON, depends critically on ice composition and dielectric properties (Blankenship et al., 2009; Kalousova et al., 2017; Weeks & Ackley, 1986). If the ice shell is impurity-rich, it has the potential to reflect and attenuate radar signals, which can be used to investigate the ice shell's interior structure but may also prevent observation of the ice-ocean interface (Kalousova et al., 2017).



**Figure 1.** The Europa ice-ocean system. (a) A brittle ice lithosphere overlies a ductile ice mantle (dashed line) in contact with a subsurface ocean. A diapiir-generated perched water lens is an example of a putative hydrological feature within the ice shell that may facilitate the surface expression of recently entrained ocean material. (b) Akin to terrestrial environments, the ice-ocean interface of Europa will likely be characterized by a two-phase ice-brine system, allowing solutes and other ocean material to be trapped within pore spaces (blue to red color scheme qualitatively depicts the thermal profile that results from local thermodynamic equilibrium in the mushy layer as well as cold, saline downwellings which lead to the formation of brine channels). (c) Brine channels in terrestrial sea ice. The warm (yellow) to cool (blue/black) coloring corresponds to liquid fraction (pure fluid at the base of the image, low liquid fraction ice at the top of the image). Image credit: (a)—adapted from Britney Schmidt/Dead Pixel FX, UT Austin; (b)—adapted from Rolle and Le Borgne (2019); and (c)—adapted from Worster and Rees Jones (2015).

To constrain the impurity load within Europa's ice shell and investigate the possible dynamics associated with the presence of salt in the ice shell, we constructed a one-dimensional reactive transport model adapted from the sea ice model of Buffo et al. (2018) for the Europa environment and derive constitutive equations that describe the dependence of impurity content in ice on the thermodynamic conditions in which it forms. We performed simulations of the formation and evolution of Europa's ice shell, validated against empirical observations of sea ice and marine ice growth rates and composition. The simulations include fluid and solute transport and the associated impurity entrainment that occurs at ice-ocean/brine interfaces. The model actively tracks the dynamic ice-ocean/brine interface as it propagates and catalogs the composition of the ice when it becomes impermeable and traps solutes within the ice. Since the ice composition derives from the initial ocean, we test an array of putative European ocean chemistries and thermal regimes and derive constitutive relationships between entrainment rates and the local thermal and chemical environment.

## 2. Methods

### 2.1. Numerical Model

The growth and evolution of the ice-ocean/brine interface are treated using an adapted version of the one-dimensional, two-phase, reactive transport model of sea ice described by Buffo et al. (2018). Water/ice mass, energy, and salinity are conserved using a coupled set of equations that combines mushy layer theory and the enthalpy method. The governing equations are

$$\frac{\partial T}{\partial t} = \left( \frac{\partial^2 T}{\partial z^2} \right) - \rho_{\text{ice}} L \frac{\partial \phi}{\partial t}, \quad (1)$$

$$\phi \frac{\partial S_{\text{br}}}{\partial t} = \left( \frac{\partial^2 S_{\text{br}}}{\partial z^2} \right) - \frac{\rho_{\text{ice}} S_{\text{br}}}{\rho_{\text{br}}} \frac{\partial \phi}{\partial t}, \quad (2)$$

**Table 1**  
Variables

Symbol	Definition	Value	Units
$\alpha$	1D advection coefficient	$1.56 \times 10^{-1}$	$\text{kg m}^{-3} \text{s}^{-1}$
$\beta$	Density (salinity) coefficient	$5.836 \times 10^{-4}$	$\text{kg ppt}^{-1}$
$br^{\uparrow, \downarrow}$	Vertical brine transport	Calculated	$\text{kg}$
$c_{br}$	Brine heat capacity	3,985	$\text{J kg}^{-1} \text{K}^{-1}$
$c_{ice}$	Ice heat capacity	2,000	$\text{J kg}^{-1} \text{K}^{-1}$
$D$	Salt diffusivity	Calculated	$\text{m}^2 \text{s}^{-1}$
$g$	Acceleration due to gravity	1.32/9.8	$\text{m s}^{-2}$
$h$	Distance to interface	Calculated	$\text{m}$
$H_{shell}$	Ice shell thickness	Varies	$\text{m}$
$H$	Enthalpy	Calculated	$\text{J kg}^{-1}$
$H_s$	Enthalpy of solid cell	Calculated	$\text{J kg}^{-1}$
$k_{br}$	Brine heat conductivity	0.6	$\text{W m}^{-1} \text{K}^{-1}$
$k_{ice}$	Ice heat conductivity	2	$\text{W m}^{-1} \text{K}^{-1}$
$\kappa$	Thermal diffusivity	Varies	$\text{m}^2 \text{s}^{-1}$
$L, L_f$	Latent heat of fusion	334,774	$\text{J kg}^{-1}$
$\lambda$	Coefficient dependent on $St$	Calculated	-
$\mu$	Kinematic viscosity	$1.88 \times 10^{-3}$	$\text{m}^2 \text{s}^{-1}$
$\phi$	Liquid fraction	Calculated	-
$\phi_c$	Critical porosity	0.05	-
$\Pi$	Permeability	Calculated	$\text{m}^2$
$Ra$	Rayleigh number	Calculated	-
$Ra_c$	Critical Rayleigh number	$1.01 \times 10^{-2}$	-
$\rho_{br}$	Brine density	Varies	$\text{kg m}^{-3}$
$\rho_{ice}$	Ice density	917	$\text{kg m}^{-3}$
$\rho_{sw}$	Ocean/reservoir density	Varies	$\text{kg m}^{-3}$
$S$	Salinity	Calculated	$\text{ppt}$
$S_{lim}$	Minimum salinity	Varies	$\text{ppt}$
$S_{oc}$	Ocean/reservoir salinity	Varies	$\text{ppt}$
$S_{tot}$	Bulk salinity/total salt	Calculated	$\text{ppt}$
$St$	Stefan number	Calculated	-
$t$	Time	-	$\text{s}$
$T$	Temperature	Calculated	$\text{K}$
$T_0$	Supercooled temperature	Varies	$\text{K}$
$T_1$	Liquid temperature	Varies	$\text{K}$
$T_m$	Melting/freezing temperature	Varies	$\text{K}$
$T_{oc}$	Ocean temperature	Varies	$\text{K}$
$T_s$	Surface temperature	100	$\text{K}$
$v_m$	Freezing front velocity	Calculated	$\text{m s}^{-1}$
$x_m$	Freezing front position	Calculated	$\text{m}$
$z$	Vertical coordinate	-	$\text{m}$

Note. All variables used in the text, along with their definition, values, and units.

$$H = c_{ice}T + L\phi, \quad (3)$$

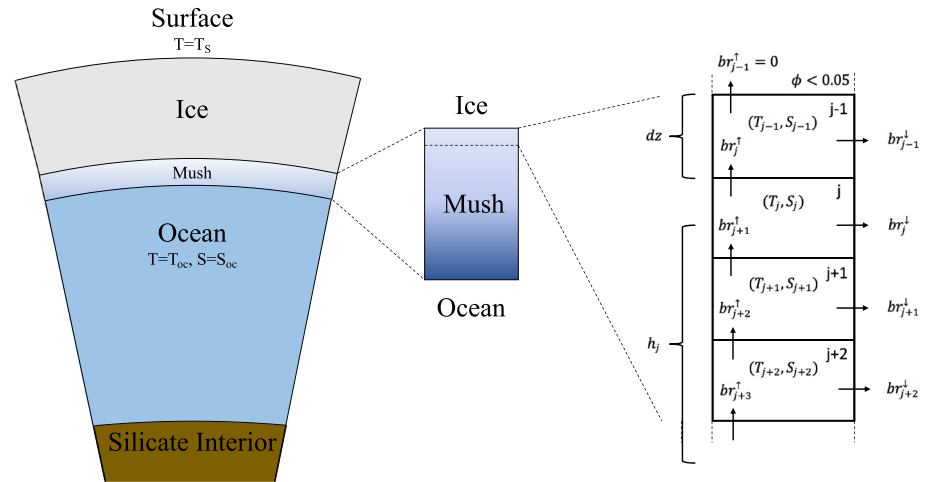
$$\phi = \begin{cases} 0 & H < H_s = c_{ice}T_m \\ (H - H_s)/L & \text{if } -H_s \leq H \leq H_s + L \\ 1 & H > H_s + L \end{cases}, \quad (4)$$

where  $\rho$  is density,  $c$  is specific heat capacity,  $T$  is temperature,  $t$  is time,  $z$  is the vertical coordinate,  $k$  is heat conductivity,  $L$  is the latent heat of fusion for the water to ice phase transformation,  $\phi$  is liquid fraction,  $S$  is salinity,  $D$  is salt diffusivity,  $H$  is enthalpy,  $H_s$  is the enthalpy of a discretization cell consisting of only solid ice, and  $T_m$  is melting/freezing temperature. Subscripts “ice” and “br” refer to characteristics of the ice and brine components of the two-phase mixture, respectively, and variables carrying an over bar are volumetrically averaged quantities (i.e.,  $\bar{y} = \phi y_{br} + (1 - \phi)y_{ice}$ ). Equations 1 and 2 ensure conservation of heat and mass, respectively, and Equations 3 and 4, combined, make up the enthalpy method. All variables and values used throughout the text can be found in Table 1.

The desalination of forming ice is governed by brine expulsion and gravity drainage. Brine expulsion refers to the phase change-driven flux of hypersaline brine within the porous ice matrix into the underlying liquid reservoir. As a volume containing both ice and brine components continues to solidify, assuming incompressible flow, conservation of mass requires that brine must be expelled from the volume. This is due to the density difference between ice and water. Given the unidirectional solidification scenarios considered here, the brine will move downward into the ambient ocean/brine. Gravity drainage refers to the buoyancy-driven convective overturn of brine within the permeable multiphase layer. Both effects were considered by the model of Buffo et al. (2018); however, in line with previous research (Griewank & Notz, 2013; Wells et al., 2011), gravity drainage was shown to be the primary mode of desalination. As such, with minimal loss of accuracy, we forego simulating phase change-driven Darcy flow (brine expulsion) in the porous ice and opt to use the one-dimensional gravity drainage parameterization of Griewank and Notz (2013) to represent fluid transport. This parameterization represents the process of gravity drainage through brine channels as a linear function of the local Rayleigh number and is widely used for solving multiphase melting/solidification problems (Griewank & Notz, 2013; Turner et al., 2013; Turner & Hunke, 2015; Wells et al., 2011). Here, the mass of brine transported out of a discretized layer  $j$  (See Figure 2 for model schematic) is given as

$$br_j^{\downarrow} = \alpha(Ra_j - Ra_c)dz^3dt = \alpha \left( \frac{g\rho_{sw}\beta\Delta S_j\tilde{\Pi}h_j}{\kappa\mu} - Ra_c \right) dz^3dt, \quad (5)$$

where  $\alpha$  is a constant of proportionality,  $Ra_j$  is the Rayleigh number of the  $j$ th layer,  $Ra_c$  is the critical Rayleigh number,  $dz$  and  $dt$  are the spatial and temporal discretization sizes, respectively,  $g$  is acceleration due to gravity,  $\rho_{sw}$  is the density of the ambient reservoir fluid (ocean/brine),  $\beta$  is a density coefficient describing the relationship between density and salinity,  $\Delta S_j$  is the difference in salinity of the brine in the  $j$ th layer and the ambient ocean,  $h_j$  is the height of the  $j$ th layer above the basal surface of the ice,  $\kappa$  is the thermal diffusivity of seawater,  $\mu$  is the kinematic viscosity of seawater, and  $\tilde{\Pi}_j$  is the minimum permeability of any layer between the  $j$ th layer and the basal ice surface. The permeability function given by Griewank and Notz (2013) (Freitag, 1999) is utilized:



**Figure 2.** Advective fluxes and model discretization. Implementing the one-dimensional gravity drainage parameterization of (Griewank & Notz, 2013) results in the transport dynamics shown here. Downwelling brine velocities (e.g.,  $br_j^{\downarrow}$ ) are taken to be a linear function of the local Rayleigh number ( $Ra_j$  of Equation 5) and conservation of mass (replacement of downwelling brine by upwelling brine, e.g.,  $br_{j+1}^{\uparrow}$ ) guarantees that advective fluxes of continuum properties  $(T_j, S_j)$  are represented by  $br_j^{\downarrow} \partial(T_j, S_j) / \partial z$ , where  $\hat{z}$  is positive downward.

$$\Pi(\phi) = 10^{-17} (10^3 \phi)^{3.1}, \quad (6)$$

and a critical porosity cutoff is implemented to prevent drainage from layers containing low liquid fractions (here  $\phi < 0.05$ ; Golden et al., 2007; results in a layer's fluid transport being shut off). Heat and salt are transported out of the model domain by this convective process, and the equations of mushy layer theory (Equation 1 and 2) are modified accordingly (receiving a new term,  $br_j^{\downarrow} \partial T / \partial z$  and  $br_j^{\downarrow} \partial S / \partial z$ , respectively, on their right hand sides representing advective flux due to gravity drainage—See Equation 16). Equations 1–4 are solved using an implicit finite difference method, a standard second-order spatial discretization for the diffusion terms, and an upwind scheme for the advective terms to produce spatiotemporal profiles of temperature, salinity, and porosity at the ice-ocean interface.

It is important to note that “salinity,” here, refers to a bulk property of the fluid representative of the ion species present (i.e., utilizing a singular molecular diffusivity value). In reality, individual ion species diffusivities vary and when combined with complex ion-ion interactions can lead to additional chemical processes (e.g., double diffusion, hydrate precipitation, and fractionation) that may alter the composition of the forming ice and brine (e.g., Vance et al., 2019). Our approach provides a first-order estimate of salt and impurity entrainment in planetary ices and creates the potential for follow-on research investigating the detailed thermochemistry of ices and brines in our solar system through the use of contemporary chemical modeling tools such as PHREEQC, the Gibbs SeaWater (GSW) Oceanographic Toolbox, and SeaFreeze (Journaux et al., 2020; McDougall & Barker, 2011; Neveu et al., 2017).

For this work, we update the model of Buffo et al. (2018) to include active interface tracking. Modeling the entire ice shell thickness and lifespan at the resolution needed to capture the reactive transport dynamics occurring near the ice-ocean/brine interface is computationally intractable. To overcome these difficulties, we modified our model (Buffo et al., 2018) such that it actively tracks only the permeable or “active” region of the ice shell, determined by the critical porosity where fluid flow ceases (e.g., Golden et al., 1998, 2007). In the top-down solidification scenarios modeled, when the fluid fraction of a discretized layer drops below the critical porosity, it is removed from the active domain and its properties are cataloged, along with all the cells above it, and an equal number of replacement layers are added to the bottom of the domain with ambient ocean/brine characteristics  $(T_{oc}, S_{oc}, \rho_{sw})$ . This enables the efficient simulation of much thicker regions of ice growth (10–100 s of meters vs. 10–100 s of centimeters) over much longer times (10–1,000 s of years vs. 10–100 s days) by removing “dead” cells which are no longer interacting with the underlying ocean. This

is a novel addition to existing reactive transport models of ocean-derived ices (e.g., Cox & Weeks, 1988; Griewank & Notz, 2013; Turner et al., 2013) and specifically resolves the difficulty of accurately simulating the physicochemical evolution of thick planetary ices.

## 2.2. The Stefan Problem: Deriving the Constitutive Equations

The interpolation of results used to derive the constitutive relationships between ice characteristics and the thermochemical environment hinges on the ability to fit the simulated data to a predefined function. The form of this function should be representative of the physical processes occurring within the simulation. As the equations governing the multiphase reactive transport model do not lend themselves to an analytical solution, it is logical to seek a simplified system that does. To investigate the evolution of dissolved salt in an ice-ocean environment, we make a number of simplifying assumptions and solve Equation 2 analytically.

The classic Stefan problem describes the dynamics and evolution of pure substance melting/solidification and is well documented in the literature (Huber et al., 2008; Michaut & Manga, 2014; Rubištejn, 2000). The basic geometry of the problem can be seen in Figure S2. The analytical solution of the thermal profile in the solid and the time dependent solidification front is (Huber et al., 2008)

$$T(x, t) = T_0 - (T_0 - T_1) \frac{\operatorname{erf}\left(\frac{x}{2\sqrt{\kappa t}}\right)}{\operatorname{erf}(\lambda)}, \quad (7)$$

$$x_m(t) = 2\lambda, \quad (8)$$

$$\lambda \exp(\lambda^2) \operatorname{erf}(\lambda) = \frac{St}{\sqrt{\pi}} = \frac{c(T_0 - T_1)}{L_f \sqrt{\pi}}, \quad (9)$$

where  $T(x, t)$  is the temperature within the solid at position  $x$  and time  $t$ ,  $T_0$  is the temperature at the undercooled surface and is lower than the melting temperature of the solid,  $T_1$  is the temperature of the liquid,  $\kappa$  is the thermal diffusivity of the solid,  $x_m$  is the position of the solidification front,  $\lambda$  is a coefficient depending on  $St$ ,  $\operatorname{erf}$  is the error function,  $St$  is the Stefan number defined as  $St = c(T_0 - T_1)/L_f$ ,  $c$  is the specific heat of the solid, and  $L_f$  is the latent heat of fusion for the water-ice phase transition.

While the Stefan problem represents a simpler system than that of our reactive transport model, the underlying physics governing solidification are the same and similar behavior is to be expected. It has been suggested that the amount of impurities entrained in forming ice is related to the rate at which the ice forms (Nakawo & Sinha, 1984; Weeks & Ackley, 1986; Zolotov & Kargel, 2009). Equations 7–9 can be utilized to investigate the relationships between the rate of ice formation and both the freezing front position and local thermal gradient. First, differentiating Equation 8 with respect to time gives

$$v_m(t) = \dot{x}_m(t) = \frac{\lambda \kappa}{\sqrt{\kappa t}} = \frac{2\lambda^2 \kappa}{x_m(t)}, \quad (10)$$

$$\Rightarrow v_m(t) \propto \frac{1}{x_m(t)}, \quad (11)$$

where  $v_m(t)$  is the solidification front velocity, which is equivalent to the rate of ice formation. Thus, the rate of ice formation is inversely proportional to the position of the solidification front. Second, differentiating Equation 7 with respect to position gives

$$\frac{\partial T(x, t)}{\partial x} = -\frac{(T_0 - T_1)}{\operatorname{erf}(\lambda)} \frac{1}{\sqrt{\pi \kappa t}} \exp(-x^2/4\kappa t). \quad (12)$$

At the position of the solidification front,  $x_m(t) = 2\lambda\sqrt{\kappa t}$ , Equation 12 becomes

$$\frac{\partial T(x_m, t)}{\partial x} = -\frac{(T_0 - T_1)}{\operatorname{erf}(\lambda)} \frac{1}{\sqrt{\pi \kappa t}} \exp(-\lambda^2). \quad (13)$$

From Equation 10, we see that  $\sqrt{\kappa t} = \lambda \kappa / v_m(t)$ . Substituting this result into Equation 13 gives

$$\frac{\partial T(x_m, t)}{\partial x} = -\frac{(T_0 - T_1)}{\text{erf}(\lambda)} \frac{1}{\sqrt{\pi \lambda \kappa}} \exp(-\lambda^2) v_m(t), \quad (14)$$

$$\Rightarrow \frac{\partial T(x_m, t)}{\partial x} \propto v_m(t). \quad (15)$$

The rate of ice formation is directly proportional to the local thermal gradient at the solidification front. The relationships derived in Equations 11 and 15 provide insight into the spatiotemporal evolution of the Stefan problem and its dependence on the local thermal environment. These results will be utilized below, where a modified Stefan problem (inclusion of a solute and fluid dynamics) is described and an analytical solution is derived. This solution describes the spatial and temporal distribution of the solute and provides the functional form of the constitutive equations used throughout the text.

To investigate the evolution of dissolved salt in an ice-ocean environment, we make a number of simplifying assumptions and solve Equation 2 analytically. Assuming top-down unidirectional solidification of a salty ocean (e.g., sea ice and European ocean solidification), the evolution of salt in the system can be described by the equations of reactive transport (Equation 2 including the gravity drainage parameterization, with  $br$  subscripts dropped from  $S$  terms for simplicity):

$$\phi \frac{\partial S}{\partial t} = \left( \bar{D} \frac{\partial^2 S}{\partial z^2} \right) - \frac{\rho_{\text{ice}}}{\rho_{\text{br}}} S \frac{\partial \phi}{\partial t} + br_j^\dagger \frac{\partial S}{\partial z}, \quad (16)$$

where  $br_j^\dagger$  is the brine velocity in the  $j$ th layer described by the one-dimensional gravity drainage parameterization. Introducing a new coordinate,  $\xi$ , such that  $\xi = z - z_m(t)$ , places the origin at the ice-ocean interface and constitutes a moving coordinate system. In this new coordinate system, Equation 16 can be written as

$$\phi \frac{\partial S}{\partial \xi} \frac{\partial \xi}{\partial t} = \bar{D} \left[ \frac{\partial^2 S}{\partial \xi^2} \left( \frac{\partial \xi}{\partial z} \right)^2 + \frac{\partial S}{\partial \xi} \frac{\partial^2 \xi}{\partial z^2} \right] - \frac{\rho_{\text{ice}}}{\rho_{\text{br}}} S \frac{\partial \phi}{\partial \xi} \frac{\partial \xi}{\partial t} + br_j^\dagger \frac{\partial S}{\partial \xi} \frac{\partial \xi}{\partial z}. \quad (17)$$

Rearranging Equation 17,

$$-\bar{D} \left[ \frac{\partial^2 S}{\partial \xi^2} \left( \frac{\partial \xi}{\partial z} \right)^2 + \frac{\partial S}{\partial \xi} \frac{\partial^2 \xi}{\partial z^2} \right] - br_j^\dagger \frac{\partial S}{\partial \xi} \frac{\partial \xi}{\partial z} + \phi \frac{\partial S}{\partial \xi} \frac{\partial \xi}{\partial t} = -\frac{\rho_{\text{ice}}}{\rho_{\text{br}}} S \frac{\partial \phi}{\partial \xi} \frac{\partial \xi}{\partial t}. \quad (18)$$

Taking the appropriate spatial and temporal derivatives of  $\xi$  and substituting their values into Equation 18 gives

$$-\bar{D} \frac{\partial^2 S}{\partial \xi^2} - \left( br_j^\dagger + \phi v_m(t) \right) \frac{\partial S}{\partial \xi} = v_m(t) \frac{\rho_{\text{ice}}}{\rho_{\text{br}}} S \frac{\partial \phi}{\partial \xi}. \quad (19)$$

For simplicity, we assume that  $\phi(\xi) = \mathcal{H}(\xi)$ , where  $\mathcal{H}(\xi)$  is the Heaviside step function. While this is indeed a simplification, as it represents the mushy layer as an infinitesimally thin regime, the general liquid fraction profile of evolving sea ice demonstrates similar structure (See Figures 5–7 of Buffo et al., 2018). Substituting  $\phi(\xi) = \mathcal{H}(\xi)$  into Equation 19 results in a simplified conservation of mass equation in the moving coordinate system:

$$-\bar{D} \frac{\partial^2 S}{\partial \xi^2} - \left( br_j^\dagger + \phi v_m(t) \right) \frac{\partial S}{\partial \xi} = v_m(t) \frac{\rho_{\text{ice}}}{\rho_{\text{br}}} S \delta(\xi), \quad (20)$$

where  $\delta(\xi)$  is the delta function. Equation 20 can be solved using Fourier transforms. Let the transform variable be  $\chi$ , such that

$$S(\chi) = \mathcal{F}\mathcal{T}[S(\xi)] = \int_{-\infty}^{\infty} S(\xi)\exp(-i2\pi\chi\xi)d\xi, \quad (21)$$

$$S(\xi) = \mathcal{F}\mathcal{T}^{-1}[S(\chi)] = \int_{-\infty}^{\infty} S(\chi)\exp(i2\pi\chi\xi)d\chi. \quad (22)$$

Applying the Fourier transform to Equation 20 gives

$$4\pi^2\chi^2\bar{D}S(\chi) - i2\pi\chi(br_j^\downarrow + \phi v_m(t))S(\chi) = v_m(t)\frac{\rho_{\text{ice}}}{\rho_{\text{br}}}S(\xi = 0, t). \quad (23)$$

Equation 23 has the solution:

$$S(\chi) = S(\chi, t) = v_m(t)\frac{\frac{\rho_{\text{ice}}}{\rho_{\text{br}}}S(\xi = 0, t)}{4\pi^2\chi^2\bar{D} - i2\pi\chi(br_j^\downarrow + \phi v_m(t))}. \quad (24)$$

Taking the inverse Fourier transform of Equation 24 gives

$$S(\xi, t) = \int_{-\infty}^{\infty} \left[ v_m(t)\frac{\frac{\rho_{\text{ice}}}{\rho_{\text{br}}}S(\xi = 0, t)}{4\pi^2\chi^2\bar{D} - i2\pi\chi(br_j^\downarrow + \phi v_m(t))} \right] \exp(i2\pi\chi\xi)d\chi, \quad (25)$$

$$= v_m(t)\frac{\frac{\rho_{\text{ice}}}{\rho_{\text{br}}}S(\xi = 0, t)}{(br_j^\downarrow + \phi v_m(t))} \left[ \pm 1 \mp \exp\left(\frac{-\pi\xi(br_j^\downarrow + \phi v_m(t))}{\bar{D}}\right) \right]. \quad (26)$$

Throughout this work, we seek constitutive equations that relate the amount of salt entrained in forming ice to depth and local thermal gradient. Using the relationships of Equations 11 and 15, the definition of  $\xi = z - z_m(t)$ , and assuming in the active mushy layer near the ice-ocean interface, where reactive transport is possible,  $z \sim z_m(t)$ , we can rewrite Equation 26 in two forms:

$$S_{\text{tot}}(z_m) \propto \frac{1}{z_m}[1 - \exp(-z_m)], \quad (27)$$

$$S_{\text{tot}}\left(\frac{\partial T}{\partial z}\right) \propto \frac{\frac{\partial T}{\partial z}}{1 + \frac{\partial T}{\partial z}} \left[ 1 - \exp\left(-1/\frac{\partial T}{\partial z}\right) \right], \quad (28)$$

where the first term on the right-hand side of each equation is a diffusion term which dominates at later times (deeper depths, lower thermal gradients) and the second term is an advection-reaction term which dominates at early times (shallower depths, larger thermal gradients). Together, Equations 27 and 28 provide the functional forms for the constitutive equations produced throughout the remainder of the text.

### 2.3. The Europa Environment

Aside from the different surface temperature (<110 K vs. ~250 K), gravity (1.32 vs. 9.81 m/s<sup>2</sup>), and potential compositional characteristics between Europa and Earth, one of the largest differences is sheer scale of the ice. While the majority of sea ice exhibits a maximum thickness of <10 m (Kurtz & Markus, 2012; Laxon et al., 2013) (ice drafts have been known to exceed 25 m and reach up to 47 m beneath pressure ridges; Davis & Wadhams, 1995; Lyon, 1961) and marine ice accretion occurs at depths <1.5 km (Craven et al., 2009; Galton-Fenzi et al., 2012; Zotikov et al., 1980), Europa's ice shell is likely ~10 to >30 km thick (Billings & Kattenhorn, 2005; Nimmo et al., 2003; Tobie et al., 2003). It is important to note, however, that despite differences in ice thickness, all ice-ocean interfaces will remain at or near their pressure melting points, which for a 1.5-km-thick terrestrial ice shelf is comparable to an ~11-km-thick European ice shell.



**Table 2**  
*Ocean Compositions*

Species	Terrestrial seawater (mol/kg)	European ocean (mol/kg)
Na <sup>+</sup>	$4.69 \times 10^{-1}$	$4.91 \times 10^{-2}$
K <sup>+</sup>	$1.02 \times 10^{-2}$	$1.96 \times 10^{-3}$
Ca <sup>2+</sup>	$1.03 \times 10^{-2}$	$9.64 \times 10^{-3}$
Mg <sup>2+</sup>	$5.28 \times 10^{-2}$	$6.27 \times 10^{-2}$
Cl <sup>-</sup>	$5.46 \times 10^{-1}$	$2.09 \times 10^{-2}$
SO <sub>4</sub> <sup>2-</sup>	$2.82 \times 10^{-2}$	$8.74 \times 10^{-2}$
Total salt (ppt)	34	12.3

*Note.* List of ion species and relative abundances for terrestrial seawater (Dickson & Goyet, 1994) and the proposed European ocean chemistry of (Zolotov & Shock, 2001).

To explore the end member states where high salinity ice is possible, model runs are initiated with the domain completely filled by one of the ocean chemistries investigated at a temperature just above its freezing point (Section S1). The top boundary is governed by a Neumann boundary condition with a no-flux condition set for salt, and it is assumed that the overlying ice is in conductive thermal equilibrium (McKinnon, 1999) (i. e.,  $dT/dz = (T_{oc} - T_s)/H_{shell}$ ). This is a reasonable assumption as the Stefan number for the ice-ocean system ( $St = c_{ice}(T_{oc} - T_s)/L_f$ ), which compares sensible and latent heat, is small ( $<1.04$ ) for all cases considered here (See Figure 3 of Huber et al., 2008). The bottom boundary is governed by a Dirichlet boundary condition and is simulated as being in contact with an infinite ambient ocean/brine reservoir ( $T_{oc}, S_{oc}, \rho_{sw}$ ) (for additional information on code functionality, see Buffo et al., 2018). This arrangement results in the propagation of a solidification front from the

undercooled upper boundary, which represents the extreme endmember of the initial crystallization of Europa's ice shell from an outer ocean layer (e.g., Bhatia & Sahijpal, 2017; Bierson et al., 2020; Manga & Wang, 2007). Such a model allows us to explore the ice shell thicknesses, and thus, thermal gradients, at which impurity entrainment stabilizes and define the properties of the ice across many regimes, a valuable metric given that Europa's ice shell likely experienced episodic thinning and thickening (e.g., Doggett et al., 2009; Figueredo & Greeley, 2004; Hussmann et al., 2002; Leonard et al., 2018).

To construct the full ice shell from discrete model runs, several simulations at various depths (solidification front locations) run in parallel, and the results are combined to produce the constitutive relationships that relate ice composition to its thermochemical environment at the time of formation. It is important to note that the top-down unidirectional solidification of Europa's ice shell from a quiescent ocean is likely a simplification as the aqueous differentiation of its juvenile planetesimal was likely a tumultuous and complex process (Kargel et al., 2000). We do not seek to investigate a specific thermal history of Europa's ice shell, rather our chosen formation scenario allows us to investigate a wide range of conditions and thermal regimes at once, and mirrors the formation of sea and marine ice, the only benchmarks available for the formation of ocean-derived ices. Thereby, this model provides the simplest case that enables the derivation of the upper limit of salt possible in Europa's ice shell. Moreover, the functional forms of the constitutive equations are derived under such conditions, requiring simulations of this type to derive the bulk salinity-thermal gradient relationships paramount to the remainder of the manuscript (e.g., basal fracture and perched lens solidification).

Composition of the ocean is critical to ice formation because of the relationship between the salinity of water and its freezing point. The conductive nature of Europa's ocean (Khurana et al., 1998; Kivelson et al., 2000), as well as spectral measurements (McCord et al., 1999), suggests the presence of dissolved salts, but nearly all of its intrinsic properties (thickness, composition, and structure) remain poorly constrained. Potential European ocean chemistries have been explored in a number of studies (Marion et al., 2005; McKinnon & Zolensky, 2003; Vance et al., 2019; Zolotov & Kargel, 2009; Zolotov & Shock, 2001). Here, we implement the chemistry proposed by Zolotov and Shock (2001), who assumed that Europa's ocean formed during its differentiation via partial aqueous extraction from bulk rock with the composition of CV carbonaceous chondrites (Table 2). Alternate formation materials (e.g., CI chondrites; Zolotov & Kargel, 2009) will alter the predicted ionic composition of the ocean, and variable molecular diffusivities, atomic masses, and van't Hoff factors may affect impurity entrainment rates in associated ocean-derived ices. For comparison, we also considered an ocean composition identical to terrestrial seawater (Table 2). Well-known liquidus curves exist for terrestrial seawater (IOC, 2015). However, the freezing behavior of potentially more exotic European ocean compositions is comparatively less well known, so we constructed a new software package, Liquidus 1.0, to derive quadratic liquidus curves for any chemistry supported by the equilibrium chemistry package FREZCHEM 6.2, which includes a wide range of material properties for the expected nonice components of brines (Section S1).

We forego simulating the possible precipitation of hydrated salts (e.g., mirabilite;  $\text{Na}_2\text{SO}_4 \cdot 10\text{H}_2\text{O}$ ; Butler et al., 2016; epsomite;  $\text{MgSO}_4 \cdot 7\text{H}_2\text{O}$ ; meridianiite;  $\text{MgSO}_4 \cdot 11\text{H}_2\text{O}$ ; McCarthy et al., 2007; McCarthy

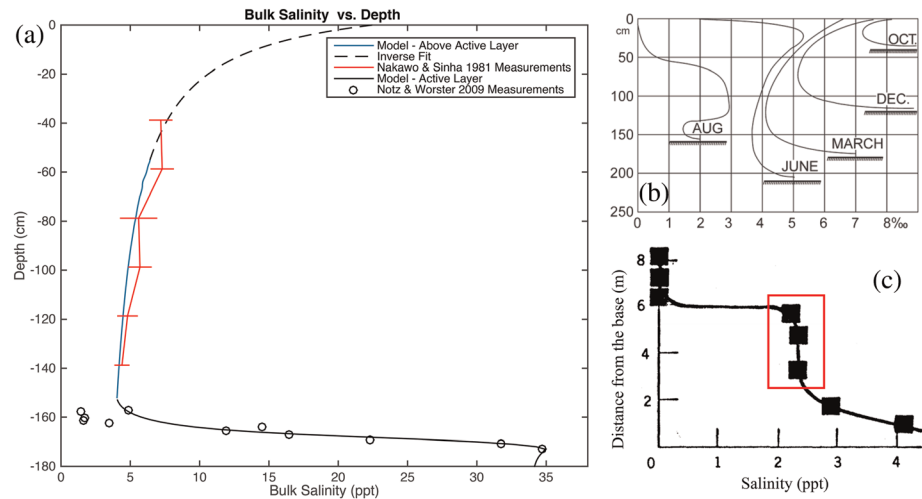
et al., 2011) for two reasons. First, implementing reactive transport modeling to simulate the evolution of ice-ocean worlds is a relatively novel approach; thus, it is logical to begin with the simpler ice-brine binary system (as opposed to the ice-brine-hydrate ternary system), to both validate the approach and obtain a first-order understanding of how salts are entrained in planetary ices. Second, the low thermal gradients experienced throughout much of the shell will facilitate slow ice growth, allowing for the dissipation of salt from high salinity regions via both convection and diffusion, preventing saturation and precipitation. Future work investigating ternary systems could reveal additional bulk salinity profile structure in the shallow ice shell and other high thermal gradient environments brought about by the precipitation of such hydrated salts. We discuss the potential geophysical implications of salt hydrates in the context of intrusive hydrological features (basal fractures and perched water bodies) in Sections 3.3.2 and 3.3.3.

### 3. Results

#### 3.1. Salt Entrainment on Earth

Two types of ice present on Earth provide the best end-member analogs for Europa's ice shell: sea ice and marine ice. Here, sea ice refers to frozen seawater at the ocean's surface, while marine ice is seawater-derived ice which has accreted onto the basal surface of meteoric ice shelves (e.g., Zotikov et al., 1980). While both ices form via the directional solidification of seawater and thus undergo the same dynamics during their formation, they form under different thermal regimes, resulting in disparate compositional and physical structure. Sea ice provides the upper limit of impurity entrainment and an ideal analog for ice formed along steep thermal gradients near Europa's surface, as its formation is driven by rapid heat loss to the cold polar atmosphere. Fortunately, there exists nigh on a century's worth of observations and quantitative measurements regarding vertical heterogeneities in the thermal, chemical, and microstructural properties of sea ice (Malmgren, 1927). With the proximity of the 100 K surface, Europa's shallow ice shell (<1 km) and any shallow liquid water bodies emplaced at such depths within the shell will experience similarly high thermal gradients (e.g., Chivers et al., 2019, 2020; Michaut & Manga, 2014), suggesting high impurity uptake exceeding even that of sea ice. We have previously modeled the growth of sea ice to study its thermochemical evolution and ability to record variations in ocean characteristics through the reproduction of ice core properties (Buffo et al., 2018). This model was adapted to actively track the advancing ice-ocean interface and accommodate potentially diverse ocean chemistries. In Figure 3, we revalidate our approach by comparing sea ice simulations to empirical measurements of depth dependent sea ice bulk salinity (Nakawo & Sinha, 1981; Notz & Worster, 2009). We show that actively tracking the evolution of the ice-ocean interface and simulating small-scale solute transport within the porous ice produces bulk salinity profiles that agree well with observations. We achieve salinity profiles that exhibit the characteristic "c-shape" typical of first-year sea ice, represented by the "MARCH" profile of Figure 3b (Malmgren, 1927) and reproduce the bulk salinity values observed in the field. Based on the constitutive relationship between depth and bulk salinity (Equation 10), we use an inverse fit to the simulated values to extend the profile to the upper portion of the ice where extreme temperature gradients affect numerical stability when using a Neumann boundary condition. Thus, our model captures the physical processes that occur during ice formation in high thermal gradient environments, which will govern the formation of ice near Europa's surface. This is relevant to both a young, thin ice shell, episodes of thinning, and any contemporary water bodies in the shallow subsurface.

Most of Europa's ice shell (below about 1 km), however, will have formed and evolved under low thermal gradient conditions. As thermal gradients decrease, ice composition approaches an asymptotic lower limit governed by the critical porosity of the active layer when it is in diffusive equilibrium with the underlying ocean, as demonstrated below for the case of marine ice accreting beneath the Ross ice shelf. Here, critical porosity is analogous to a percolation threshold, where regions with porosities below this limit are no longer hydraulically connected to the surrounding pore network and any remaining salt is trapped in discrete brine pockets. A similar environment to the bulk of Europa's ice shell exists at the base of deep ice on Earth where marine ice is formed (e.g., Zotikov et al., 1980). This unique, and less studied, variety of ocean-derived ice forms on the basal surface of terrestrial ice shelves due to much lower thermal gradients than typical open ocean sea ice (e.g., ~10 K/m for surficial sea ice; ~0.08 K/m for marine ice; Zotikov et al., 1980) leading to greatly reduced growth rates of ~2 cm/year (Zotikov et al., 1980). While the thermal gradients present in the marine ice system (~0.08 K/m) exceed the upper estimates for a thin (5–10 km) European ice shell



**Figure 3.** Salinity profiles within observed and modeled marine and sea ice. (a) Modeled (blue and black solid lines), empirical (red line; Nakawo & Sinha, 1981; and black circles; Notz & Worster, 2009), and inverse fit (black dashed line) bulk salinity profiles of sea ice. The numerical model assumes a preexisting 50-cm-thick layer of sea ice in conductive equilibrium (linear temperature profile) with an atmospheric temperature of 250 K and an ocean temperature of 271.5 K. A conductive heat flux is maintained throughout the simulation at the upper boundary. The model was run for  $1.5 \times 10^7$  s ( $\sim 174$  days, a typical sea ice annual cycle) with a time step of 100 s. The dashed line is the product of a Levenberg-Marquardt algorithm fit to the function  $S(z) = a + b/(c - z)$ , where  $S$  is bulk salinity,  $z$  is depth, and  $a$ ,  $b$ , and  $c$  are constants, applied to the modeled bulk salinities above the active layer (blue solid line). While all of the bulk salinity values (blue and black solid lines) are a byproduct of the same model simulation, values in the active layer (black solid line) are excluded from the Levenberg-Marquardt fit (black dashed line) as the constitutive equations (Table 3) are derived assuming an infinitesimally thin mushy layer. (b) Typical first-year sea ice salinity profiles have a characteristic “c” shape where the bulk salinity evolves over the season due to material transport and ice growth (from Malmgren, 1927). (c) Bulk salinity measurements from the bottom 8 m of an ice core extracted from the Ross ice shelf by Zotikov et al. (1980). The bottom 6 m is accreted marine ice, with the “asymptotic region” outlined in red approaching diffusive equilibrium during ice formation (image modified from Zotikov et al. (1980).

( $\sim 0.02$  K/m) (McKinnon, 1999; Mitri & Showman, 2005), even at this higher thermal gradient impurity entrainment has already approached its lower limit—characterized by asymptotic bulk salinity profiles, shown in Figure 3c. This makes marine ice the best terrestrial analog of European ice formed in the low thermal gradient regime. Adopting a critical porosity of  $\phi_c = 0.05$ , based on observations of sea ice permeability (Golden et al., 1998; Golden et al., 2007), and assuming an ocean salinity,  $S_{oc} = 34$  ppt, the theoretical lower limit for salt entrainment into terrestrial ice (diffusive equilibrium when impermeability is reached) is given by  $S_{lim} = \phi_c S_{oc} = 1.70$  ppt. The average bulk salinity of the “asymptotic region” seen in Figure 3c is 2.32 ppt. Utilizing the constitutive equation for bulk salinity versus thermal gradient derived in the next section for terrestrial seawater in the diffusive regime ( $dT/dz = 0.08$  K/m), a bulk salinity of 1.95 ppt is predicted. The difference of 0.37 ppt between the observed and predicted bulk salinity values translates to a 16% error, attributed to small variations in unconstrained parameters, such as critical porosity and permeability-porosity relationships (both of which can appreciably affect impurity entrainment rates; Buffo et al., 2018). The efficiency of brine migration through the porous ice lattice and the threshold at which percolation is possible are poorly constrained (Golden et al., 1998; Wells et al., 2011) but govern the dynamics of multiphase flow, brine retention in the ice, and ultimately ice composition. At the ice-ocean/brine interface, reduced permeability or a larger critical porosity would lead to more salt being entrained in the ice. Alternately, enhanced permeability, a smaller critical porosity, or the dearth of a percolation threshold (e.g., due to melt transport along ice grain boundaries; McCarthy et al., 2013, 2019) would result in less salt entrainment. Nevertheless, our model closely reproduces observations of sea ice, and the same multiphase reactive transport physics applied in low-thermal gradient conditions match observations of marine ice composition, which capture broadly the two thermochemical regimes that ice on Europa is expected to occupy.

**Table 3**  
Constitutive Equations

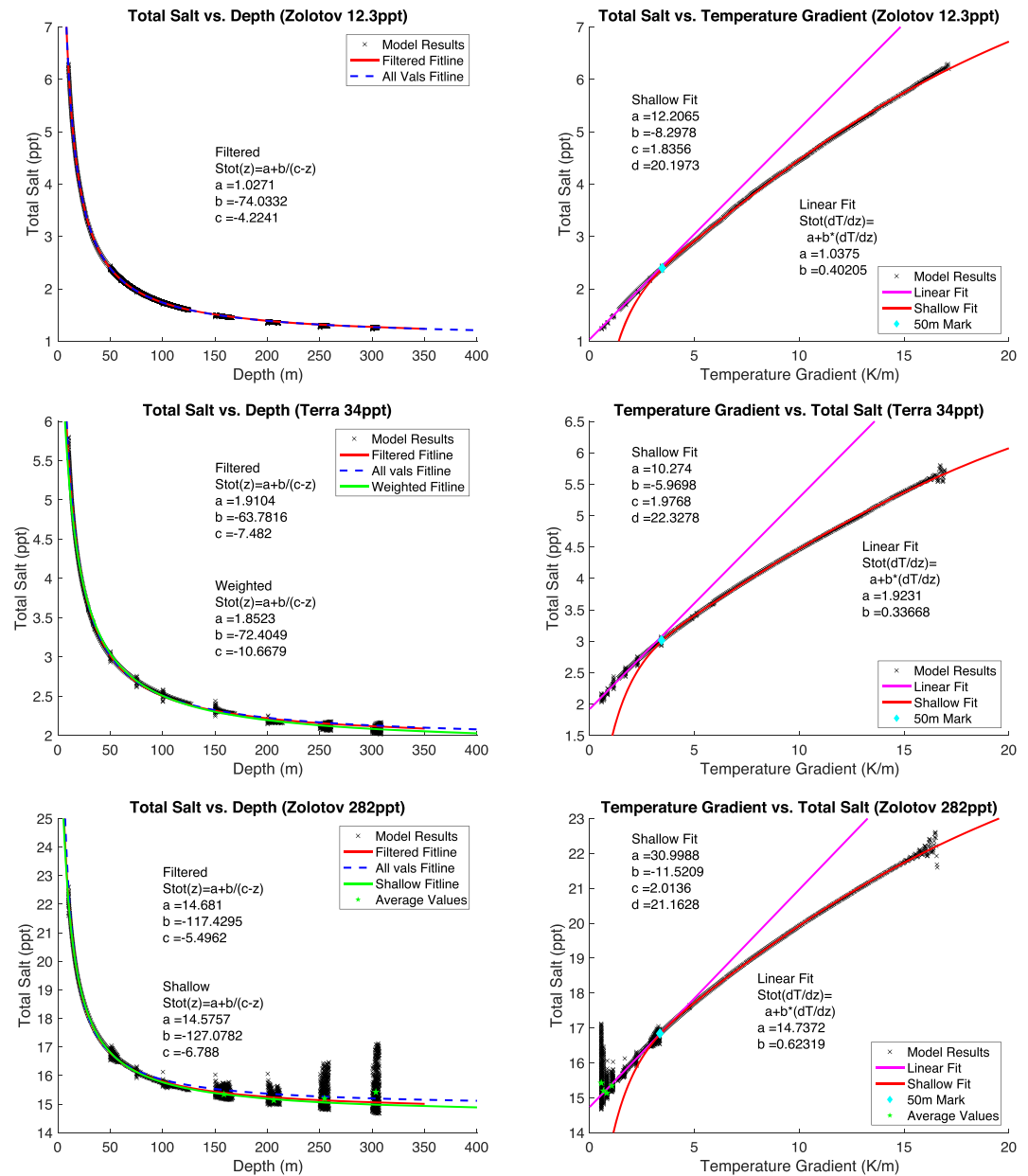
Constitutive equation	a	b	c	d
$S_{\text{tot}}(z) = a + \frac{b}{(c - z)}$	$a_{12.3} = 1.0271$ $a_{100} = 5.38$ $a_{282} = 14.681$ $a_{34} = 1.8523$	$b_{12.3} = -74.0332$ $b_{100} = -135.096$ $b_{282} = -117.429$ $b_{34} = -72.4049$	$c_{12.3} = -4.2241$ $c_{100} = -8.2515$ $c_{282} = -5.4962$ $c_{34} = -10.6679$	
$S_{\text{tot}}\left(\frac{\partial T}{\partial z}\right) = a + b \frac{\partial T}{\partial z}$	$a_{12.3} = 1.0375$ $a_{100} = 5.4145$ $a_{282} = 14.737$ $a_{34} = 1.9231$	$b_{12.3} = 0.40205$ $b_{100} = 0.69992$ $b_{282} = 0.62319$ $b_{34} = 0.33668$		
(Shallow fit line) $S_{\text{tot}}\left(\frac{\partial T}{\partial z}\right) = a + \frac{b\left(\frac{\partial T}{\partial z} + c\right)}{1 + \frac{\partial T}{\partial z}} \left[1 - \exp\left(\frac{-d}{\partial T/\partial z}\right)\right]$	$a_{12.3} = 12.21$ $a_{100} = 22.19$ $a_{282} = 31.00$ $a_{34} = 10.27$	$b_{12.3} = -8.30$ $b_{100} = -11.98$ $b_{282} = -11.52$ $b_{34} = -5.97$	$c_{12.3} = 1.836$ $c_{100} = 1.942$ $c_{282} = 2.014$ $c_{34} = 1.977$	$d_{12.3} = 20.20$ $d_{100} = 21.91$ $d_{282} = 21.16$ $d_{34} = 22.33$

*Note.* The reactive transport model results are fit by constitutive equations relating bulk salinity to shell depth and temperature gradient for each of the ocean compositions, column 1, and their associated coefficients, (a–d). Subscripts 12.3, 100, 282, and 34 refer to European ocean compositions with concentrations of 12.3 ppt, 100 ppt, 282 ppt, and terrestrial seawater with a concentration of 34 ppt, respectively. These equations provide a parameterization of Europa's ice shell composition's dependence on the local thermal environment at the time of ice formation, which can be utilized to provide efficient first order estimates of the properties of ice formed in a variety of chemical and thermal environments without the need for explicit simulation.

### 3.2. The Effects of Thermal Gradient and Ocean Chemistry on Ice Composition

We simulated Europa's ice shell growth at eight discrete ice thicknesses to capture the full range of impurity entrainment possible (10, 50, 75, 100, 150, 200, 250, and 300 m), for four different hypothetical ocean compositions (European Ocean 12.3 ppt/100 ppt/282 ppt and Terrestrial Seawater 34 ppt). We find that for ice thicknesses beyond 300 m, the thermal gradient at the ice-ocean interface is shallow enough that the bulk salinity curve becomes asymptotic and variations in the salt entrainment rate will be minimal at all greater depths. This asymptotic lower limit is set by the ocean composition and critical porosity ( $S_{\text{lim}} = \phi_c S_{oc}$ ). Direct simulations of larger ice thicknesses (>300 m) were therefore excluded, given the predicted ice composition below 300 m would vary by <1 ppt (see the first row of Table 3 and the following paragraph). European ocean concentrations were selected to bound the best estimates available from theory and observation: a rigorous estimate provided by theoretical calculations is 12.3 ppt (Zolotov & Shock, 2001), while the saturation point of the same fluid would reach an ocean salinity of 282 ppt, and the upper limit based on the Galileo magnetometer data is a salinity of 100 ppt (Hand & Chyba, 2007). The results for all ocean compositions can be seen in Figures 4 and S4. The results are depth-dependent and thermal gradient-dependent bulk salinity profiles, which are then interpolated using a Levenberg-Marquardt algorithm fit to the constitutive equations, the explicit form of which, including the coefficients needed to accommodate stretches and translations, are shown in Table 3.

The translation of the model from the Earth system to Europa hinges on the observation that as thermal gradients near the ice-ocean/brine interface decrease ice bulk salinity asymptotically approaches a lower limit governed by molecular diffusion in the pore fluid (Figure 3c). The result of this asymptotic behavior is two-fold. First, the ice shell will experience ice-ocean interface thermal gradients below those found on Earth during much of its formation. This suggests a relatively homogeneous ice layer (formed in the asymptotic regime) underlying a thin (~1 km), compositionally distinct surficial layer (formed under steep thermal gradients). This stratification would produce variations in the thermochemical and mechanical properties of these layers, potentially introducing a boundary along which rheological transitions (e.g., brittle lid vs. ductile mantle) and transport regimes (conduction vs. convection) may be promoted. Second, the lower portion of the contemporary ice shell is believed to be ductile enough to undergo solid state convection (Barr & McKinnon, 2007; Han & Showman, 2005; McKinnon, 1999; Tobie et al., 2003), providing a mechanism that would mix this region of the shell, homogenizing it chemically, and flattening its thermal profile (consider the analogous geothermal profile). A convective thermal profile in this ductile region suggests an ice-ocean interface subject to very low thermal gradients (Mitri & Showman, 2005), implying that accreted ice salinities would be at or near their lower limit, irrespective of ice thickness. Thus, the ductile region of the contemporary ice shell should have a bulk composition at or near the lower limit set by the critical porosity.



**Figure 4.** Simulations of depth dependent and thermal gradient dependent bulk salinity for three different ocean chemistries (100 ppt simulation is presented in Figure S4) relationships are fit by the constitutive equations of Table 3. Left column: model results (black exes) (numerical dispersion at the onset of each run has been removed) and original (all values), filtered (numerical dispersion at run onset removed), weighted (where applicable—weighted by data density), and shallow (where applicable—fitting model results from 10 to 200 m runs) fit lines (blue dashed line, red line, and green lines, respectively). Right column: simulated results (black exes) as well as linear and “shallow” (see Table 3) fit lines (pink and red lines, respectively). Green stars represent average bulk salinity for an entire run at a given depth—highlighting that the majority of the simulated data lies near the fit lines, even when scatter is present. Blue diamonds identify the thermal gradient associated with a 50-m depth within an equilibrated conductive ice shell, which is the transition point between the diffusive and advective-reactive regimes.

Such a compositional profile varies negligibly from those predicted by the unidirectional solidification scenarios we simulate here (below 1 km predicted salinities vary by <150 ppm from the theoretical lower limit). Any heterogeneities in impurity entrainment would require associated ice-ocean heat flux variations (e.g., ocean driven heating of the ice shell; Soderlund et al., 2014; thermochemical diapirism; Pappalardo & Barr, 2004; spatiotemporal variations in basal heat flux due to downwelling cold ice and/or

the evolution of tidal heating within the ice shell; Tobie et al., 2003) with amplitudes large enough to appreciably affect entrainment rate. Notably, this implies that for much of the ice shell it is not the thermal regime of the ice but rather its critical porosity and permeability which will determine ice composition.

In general, the bulk salinity profiles and their corresponding relationships to depth within the ice shell and local temperature gradients are well-represented by our derived constitutive equations, suggesting that their functional forms (Equations 27 and 28) capture much of the reactive transport physics that govern how ice forms in the presence of dissolved materials, and the movement of this material via advection and diffusion while the ice is still permeable. The division of impurity entrainment rate into two distinct thermal regimes, diffusive (low) and advective-reactive (high), is well accommodated and justified by the terrestrial benchmarks above. While there exists uncertainties in the limit of extreme thermal gradients ( $\gg 20$  K/m) and large salinities (e.g., scatter observed for the 282 ppt ocean at low thermal gradients, a consequence of salinity's increased sensitivity to changes in porosity at high ocean concentrations; Section S5), the high thermal conductivity of ice relative to water quickly diffuses such thermal anomalies. In conductive thermal equilibrium, 9 m of ice separating a 100-K surface and 273-K ocean does not support thermal gradients in excess of 20 K/m. Thus, after a thin layer of ice ( $< 10$  m) has formed, the ice-ocean interface is substantially insulated and the constitutive can be confidently applied. Moreover, the results demonstrate that, as expected, the bulk salinity in the ice approaches the diffusive equilibrium limit under low thermal gradients. Thus, as perhaps the first quantitative estimate of impurity content, the constitutive equations derived here allow us to investigate the properties and evolution of Europa's ice shell and hydrological features contained therein.

### 3.3. The Evolution of Europa's Ice Shell

#### 3.3.1. Total Salt

The constitutive equations derived above can be used to estimate the total salt content of Europa's ice shell prior to the onset of solid-state convection, producing an upper limit on the total impurity load of the ice shell. For these calculations, we assume a 25-km-thick ice shell with an inner radius of 1,535 km and an outer radius of 1,560 km. The total salt content for a given ocean composition can be calculated by integrating the constitutive equation over the volume of the ice shell given the coefficients in Table 3. For an ice shell with inner radius  $R_1$  and outer radius  $R_2$ ,

$$\text{Total Salt in Shell} = \frac{\rho_{\text{ice}}}{1000} \int S_{\text{tot}}(z) dV, \quad (28)$$

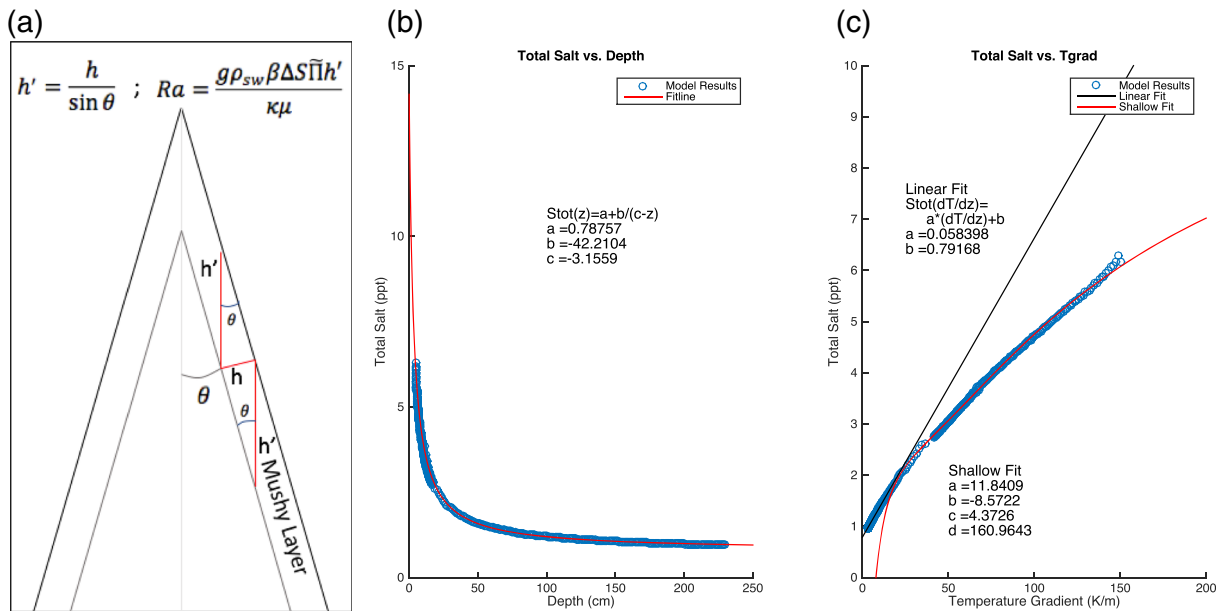
where  $\rho_{\text{ice}}$  is the density of ice,  $V$  is the volume of the ice shell, and  $S_{\text{tot}}(z)$  is the constitutive equation relating bulk salinity and depth (Table 3). Rewriting  $z$  in terms of the spherical coordinate  $r$  gives

$$\text{Total Salt in Shell} = \frac{\rho_{\text{ice}}}{1000} \int_{R_1}^{R_2} \int_0^{2\pi} \int_0^{\pi} \left[ a + \frac{b}{(c - (R_2 - r))} \right] r^2 \sin\phi dr d\theta d\phi, \quad (29)$$

where  $a$ ,  $b$ , and  $c$  are coefficients from the ocean/brine specific constitutive equation and  $(r, \theta, \phi)$  represent a spherical coordinate system.

The total volume of the 25-km-thick European ice shell is  $\sim 7.52 \times 10^{17} \text{ m}^3$ , while the approximate collective volume of Earth's oceans is  $\sim 1.33 \times 10^{18} \text{ m}^3$  (Charette & Smith, 2010). For the European ocean composition (Table 2), with concentrations of 12.3, 100, and 282 ppt, the total salt entrained in a 25-km shell is  $7.29 \times 10^{17} \text{ kg}$ ,  $3.66 \times 10^{18} \text{ kg}$ , and  $1.02 \times 10^{19} \text{ kg}$ , respectively. This corresponds to average ice shell salinities (total salt/ice shell mass) of 1.06, 5.31, and 14.8, respectively. For a terrestrial ocean composition with a concentration of 34 ppt, the total salt entrained in a 25-km shell is  $1.30 \times 10^{18} \text{ kg}$ , corresponding to an average ice shell salinity of 1.88 ppt. For comparison, Earth's oceans contain  $\sim 4.53 \times 10^{19} \text{ kg}$  of salt.

Directly related to the composition and bulk salinity of the ice is its density. Crucial in driving any potential solid-state convection on Europa, compositional buoyancy may either help or hinder large scale, thermally driven convective overturn in the ice shell. Horizontal density gradients have also been proposed as a driver of putatively observed subduction/subsumption on Europa's surface (Johnson et al., 2017; Kattenhorn, 2018). Mirroring the profiles of bulk salinity, there exists a rapid and asymptotic decrease in ice density with depth for all ocean chemistries (Figure S5), and subsequently throughout much of the



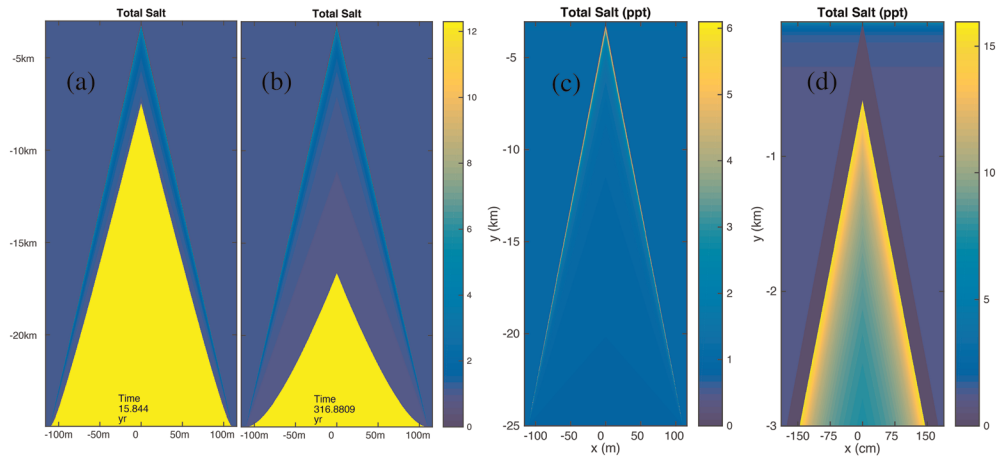
**Figure 5.** Basal fracture geometry and constitutive relationships. (a) Basal fracture geometry, highlighting features that are used to modify the gravity drainage parameterization. (b, c) Model results (blue circles) and associated constitutive equations (red and black lines) for a hypothetical ice-ocean interface basal fracture (12.3 ppt European ocean, 1.125-km penetration depth, 11.34-m basal width).

shell the density is nearly homogeneous (e.g., for a 100-ppt European ocean chemistry  $\rho_{500m} = 922.54 \text{ kg/m}^3$  and  $\rho_{25km} = 922.25 \text{ kg/m}^3$ ). Our results demonstrate that, apart from a geophysically thin surface layer, significant variations in density with depth are unlikely to form as the ice shell freezes out. The maximum salt content predicted in the near surface is  $\sim 36$  ppt (or  $\sim 3.6\%$ ), calculated by extending the constitutive equation relating bulk salinity and shell depth for the 282-ppt ocean to the surface ( $z = 0$ ). The same calculation for the 100, 34, and 12.3 ppt oceans results in near surface salt contents of  $\sim 22$ ,  $\sim 9$ , and  $\sim 19$  ppt (or  $\sim 2.2\%$ ,  $\sim 0.9\%$ , and  $\sim 1.9\%$ ), respectively. A number of these values are greater than, or close to, the 2% salt content needed to drive the subduction of certain laterally compositionally heterogeneous slabs calculated by (Johnson et al., 2017). However, the physical, thermal, and chemical characteristics of the ice shell likely act in concert to control Europa's dynamics, as the material properties of ice are structurally, thermally, and chemically dependent (Section S2). The expected salinity profile, along with the total impurity load, provides context on the nature of liquid and solid phases within the ice shell. Combined with thermal variations due to convection, tidal heating, or heat transfer from the ocean (Howell & Pappalardo, 2018; Mitri & Showman, 2005) and variations in physical properties such as porosity and viscosity (Barr & McKinnon, 2007; Johnson et al., 2017), more explicit constraints on the thermophysical formation of many of Europa's surface features are thus possible.

### 3.3.2. Basal Fractures

The fundamental processes that occur during the freezing of ice are not only applicable to the ocean, but to any water within the ice shell. We adapted our approach to accommodate the geometry and amplified gravity drainage of simple basal fractures (Figure 5a), to investigate the composition of fractures upon refreezing. Akin to the basal fractures of terrestrial ice shelves, fractures at the ice-ocean or other ice-liquid interface of Europa could either locally stabilize or destabilize the ice shell; they have the potential to suture the shell back together with newly frozen oceanic material (Khazendar et al., 2009), or to propagate further, potentially penetrating to the surface (Bassis & Walker, 2012). Such fractures appear within Europa's chaos terrain (Collins & Nimmo, 2009; Walker & Schmidt, 2015), a potential indicator of near-surface water reservoirs (Schmidt et al., 2011) and a potential pathway for shallow water to make it to the surface in the form of plumes (Sparks et al., 2017) (See Figure 1a).

We modeled basal fractures at both Europa's ice-ocean interface and a hypothetical ice-lens interface (Figure 6). The fractures are filled with fluid from the underlying reservoir (ocean or lens), and the fluid

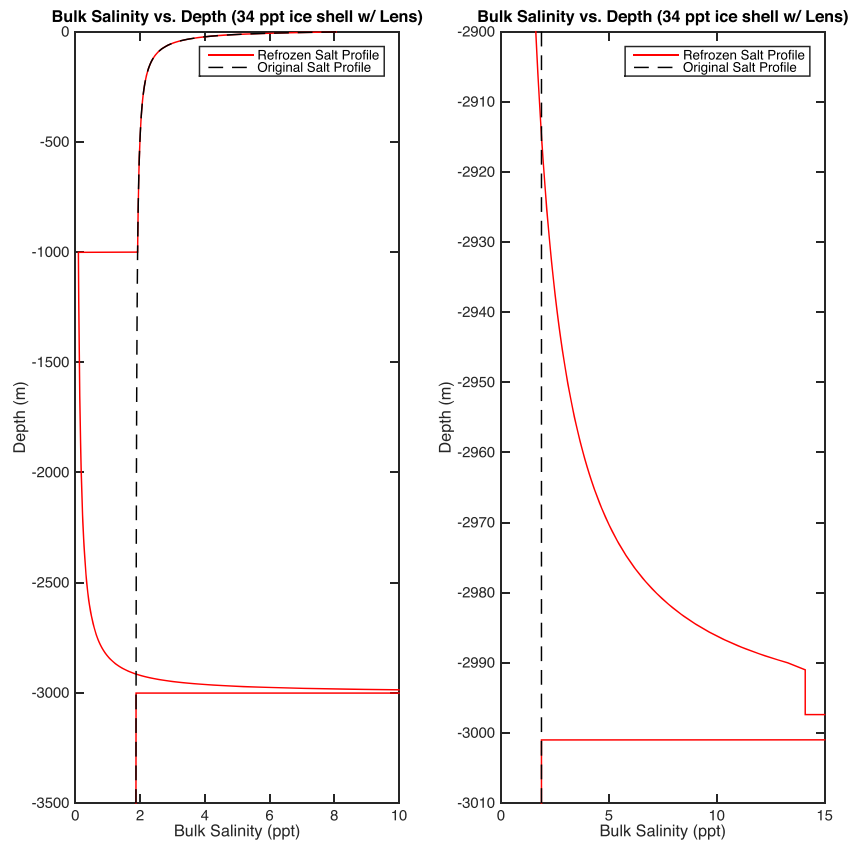


**Figure 6.** Basal ice fractures refreeze to produce a gradient in salinity. (a, b) Temporal evolution of a hypothetical basal fracture (Figure S7 and Sections S3 and S4) shows that rapid refreezing occurs, down to 5 km within 15 years if the fracture can be held open over this timeframe. (c) Profiles for deep fractures from the ice-ocean interface (due to 2 MPa stress in a 25-km shell; depth—21.925 km, width—220.9 m) and (d) fractures from shallow lens interfaces (due to 2 MPa stress in a 3-km lid, depth—2.922 km, width—3.53 m) show similar patterns of high salt content along the fracture wall and toward the tip and lower salinity toward the interior and base. These results show that gradients in refrozen fracture mechanical properties are likely in the shallow shell where tidally modulated activity is more probable. For fractures from the ocean, the majority of the ice formed in the interior of the fracture, however, will have a salinity that is nearly indistinguishable from the bulk Europa ice. This suggests that fractures are likely to be regions of local discontinuities in ice shell properties, and potentially regions of weakness within the ice shell created by interfaces between salt and ice grains.

is assumed to remain well mixed during the simulations since the advective timescale for rejected brine with a density  $1 \text{ kg m}^{-3}$  greater than the ambient fluid through a 25-km fracture is  $<1$  day (equating gravitational and viscous drag forces for a parcel of brine near the crack tip of width (1),  $v \sim \Delta\rho g/\eta$ ). Fracture geometries (penetration depth and basal width) are calculated using the linear elastic fracture model of Walker et al. (2014) for ice with a tensile strength of  $0.1 \text{ MPa m}^{1/2}$  subject to an induced stress of 2 MPa (Section S3). New constitutive equations were produced for each fracture geometry and ocean/brine composition combination that account for the amplified gravity drainage in the fracture (an example can be seen in Figures 5b and 5c). Due to the high aspect ratio of the basal fractures (penetration depth/basal width), we modeled them as solidifying horizontally inward, akin to how terrestrial magmatic dikes form, forced by the conductive profile of the ice shell into which the fracture is emplaced. Thermal gradients at the fracture solidification front provide the inputs for the constitutive equations and thus govern the salt content of the refreezing fracture. The injection of water into the ice shell produces regions of very high thermal gradients between the relatively warmer water and cold ice. As a result, fractures refreeze to form ice wedges with chemically graded composition, due to the amplified solidification rates at the fracture's edges and tip. Bulk salinity estimates of the most rapidly formed ice, near the walls of the fractures, have been excluded from Figure 6 (e.g., the dark blue layer seen in panel 4d). Thermal gradients in this region are  $>20 \text{ K/m}$  and exceed the range under which the majority of the constitutive equations were derived. Furthermore, under rapid solidification, there is the potential for salt hydrates to precipitate and be trapped within the ice (McCord et al., 2002; Thomas et al., 2017), further altering its bulk salinity and thermophysical and mechanical properties. Due to the complex and metastable evolution of hydrate precipitation (Chu et al., 2016; Toner et al., 2014), we forego its simulation during the current investigation, but note that the bulk salinity of the most distal ice is expected to approach that of the fluid filling the basal fracture (i.e., increased salt retention upon flash freezing).

While these simulations do not completely capture all of the inherently two-dimensional structure and ternary phase evolution of the fracture (especially near the crack tip), these results currently provide the most realistic evaluation of basal fracture physicochemical evolution. The results suggest that basal fractures are geologically short-lived (e.g., Figures 6a and 6b), at least in the upper shell, due to their high aspect





**Figure 7.** Bulk salinity profile of a perched water lens upon resolidification. Left: A 2-km-thick lens, located 1 km beneath Europa's surface (lens occupies 1–3 km), is assumed to form via the in situ melting of a preexisting ice shell, whose original composition is given by the black dashed line. Initially, the lens salinity is less than that of the original ocean, but upon top down solidification, salt is concentrated in the remaining liquid phase, leading to an increase in ice bulk salinity (red line) near the base of the refrozen lens as well as ~2.23 m of precipitated salt on the lens floor (1,000 ppt values excluded from plot). Right: A magnified view of ice bulk salinity near the bottom of the lens (2.90–3.01 km). The lens saturates (282 ppt) when the ice reaches 2,991 m, resulting in salt precipitation (2,997.77–3,000 m).

ratios and rapid heat loss to the surrounding ice. At depth, their lifetime may be extended by deformation processes brought about by tidal forces (Nimmo & Gaidos, 2002) or the presence of a warmer ductile ice layer (Barr & McKinnon, 2007; Tobie et al., 2003). While it is unlikely that fractures in the shallow shell contain liquid water for long, we show that the rapid injection and refreezing of saline fluid within a colder ice shell produces local chemical heterogeneities along the fracture walls that could preserve the fracture. Two important implications arise: the high salinity regions along the fracture walls produce a gradient in mechanical properties, potentially weakening the center of the fracture or concentrating stress here, while at the same time, these regions could be more easily melted during reactivation of the fracture even in the absence of water from the ocean. Both of these provide mechanisms by which features can remain active even once they refreeze.

### 3.3.3. Solidification of Shallow Water Bodies

Knowing the composition of the ice provides the chance to evaluate the formation, evolution, and longevity of water or brine systems within Europa's ice shell. For example, shallow lenses of liquid water are suggested to form in situ via melting of the ice shell (Schmidt et al., 2011; Vilella et al., 2020) (Figure 1a) or by injection through diiking processes (Manga & Michaut, 2017; Michaut & Manga, 2014). Here, we investigate the salinity profile produced when a lens formed via in situ melting within a shell originally derived from a 34-ppt terrestrial ocean chemistry refreezes. We assume the lens is 2-km thick, and its upper surface is located 1 km beneath the 100 K ice shell surface. We assume the lens freezes from the top down driven by a conductive thermal profile in the overlying ice (Neumann boundary condition such that  $dT/dz = (T_{\text{lens}} - T_S)/H_{\text{roof}}$ ,

where  $T_{\text{lens}}$  is the salinity-dependent melting temperature of the lens [See Section S1], and  $H_{\text{roof}}$  is the thickness of the ice overlying the lens). We have excluded bottom-up solidification of the lens, assuming an impinging warm diapir will limit bidirectional freezing. Letting the diffusive limit govern ice bulk salinity as shown above ( $S_{\text{lim}} = \phi_c S_{oc}$ ) and tracking the evolving lens salinity, ice compositions ranging from 0.0946 to 14.10 ppt are produced (See Figure 7). Additionally, upon complete refreeze, impurity rejection leads to the precipitation of an approximately 2.23 m layer of salt (likely in the form of a salt hydrate), assuming a saturation limit of 282 ppt (Figure 7). This “salting out” process during the freezing of eutectic brines has been observed in terrestrial systems (e.g., British Columbia’s hypersaline lakes; Renaut & Long, 1989) and provides an efficient segregation mechanism that results in relatively pure ice overlying saturated brine in which basal salt hydrate layers precipitate (Brown et al., 2020; Buffo, 2019). Additionally, our results are in good agreement with contemporary modeling studies investigating the two-dimensional thermochemical evolution of shallow water bodies on Europa (Chivers et al., 2019).

#### 4. Discussion

We have designed a multiphase reactive transport model that accurately simulates the complex dynamics of ice-ocean interfaces and applied it to the Europa system. We explicitly quantify the overall impurity content of Europa’s ice shell, suggesting an average composition (total salt/ice shell mass) of between 1.053 and 14.72 ppt of nonice material (depending on ocean composition). These results extend the general notion that Europa’s ice shell contains ocean-derived impurities (Kargel et al., 2000; Zolotov & Kargel, 2009) by providing two methods (direct modeling and constitutive equations) to predict the spatiotemporal distribution of salts within the shell. Our estimates of the ice shell’s bulk salinity, predictions of concentrated salt layers near hydrological features within the shell, numerical models, and constitutive equations can be included in more realistic models of the geophysical evolution of the ice shell.

Compositional heterogeneities can either aid or prevent buoyancy driven convection in the ductile region of the ice shell, which is important for constraining the rates of subduction and surface recycling (Howell & Pappalardo, 2019; Johnson et al., 2017; Kattenhorn, 2018). Additionally, salts affect the rheological properties of the ice, especially relative to pure water ice, which impacts its mechanical behavior (Durham et al., 2005, 2010). Estimates of material entrainment at the ice-ocean interface will aid in predicting the thermocompositional convection dynamics in the ductile region of the shell (e.g., Barr & McKinnon, 2007; Han & Showman, 2005; Pappalardo & Barr, 2004) and help quantify ocean-surface material transport rates (e.g., Allu Peddinti & McNamara, 2015). These transport rates feed forward into the putative reductant-oxidant cycle associated with ocean-surface interaction (Vance et al., 2016), by which ice shell overturn delivers surface-generated oxidants and ice-shell derived chemical species as potential energy sources to the ocean. Constraining chemical cycling associated with ice shell overturn and ocean-surface interaction is a fundamental component of assessing the habitability of Europa and other ice-ocean worlds (Des Marais et al., 2008; Hendrix et al., 2019; Pappalardo et al., 2017; Schmidt, 2020).

Impurity entrainment and rejection during freezing produce compositional heterogeneities within the ice shell and introduce a concentration process capable of producing salt/salt hydrate layers that have highly distinct mechanical, thermal, and dielectric properties. Our results demonstrate regions of high material contrast associated with intrusive features within the ice shell that could promote or extend geologic activity and provide an observable indicator of past or present liquid environments. We have shown that the rate of ice formation is directly related to the entrainment of salts, suggesting that when fluids intruded into the ice shell contact the cold surrounding ice, they will form rinds of high salinity ice. These highly distinct layers will have fundamentally different thermal and mechanical properties than the background ice shell, making them susceptible to reactivation through stress concentration or eutectic melting. Quantifying compositional heterogeneities associated with hydrofracturing will improve estimates of fracture mechanics on Europa (e.g., Craft et al., 2016; Walker et al., 2014) and aid in determining if frictionally generated melts can be produced in active fractures (e.g., Kalousová et al., 2014, 2016) by informing physicochemical and structural models of these features. Impurity rejection from forming ice leads to the concentration of isolated hydrological features within the shell, such as lenses, to the point that they can reach their saturation limit and precipitate layers of pure hydrated salts. Our estimates of lens evolution (Section 3.3.3) include the chemical evolution of the water bodies and can be used to improve estimates of their longevity (e.g., Chivers

et al., 2020; Michaut & Manga, 2014) and habitability (Schmidt, 2020), as the composition of the fluid impacts both the freezing point of the fluid and biologically important properties such as water activity and chaotropy (Oren, 2013; Pontefract et al., 2017; Pontefract et al., 2019). Additionally, coupling predictions of impurity entrainment with contemporary solution fractionation models will determine if certain ocean components are preferentially incorporated into or excluded from the shell, revealing the detailed chemical structure of icy worlds and identifying any enrichments or depletions of impurity (e.g., Vance et al., 2019; Zolotov et al., 2004). Determining the lifetime and composition of liquid water features within the ice shell is of profound importance in considering whether such reservoirs could be putative habitats, relevant for both planetary exploration and planetary protection (NRC, 2012; Schmidt, 2020). While our models suggest that shallow subsurface water in a conductive ice shell is short lived, the warmer, isothermal regime of an ice shell undergoing convection may provide an environment where hydrological features could persist for much longer.

The ability to predict compositional variations around putative hydrological features in Europa's shell will both constrain how these features form and inform spacecraft observations (Blankenship et al., 2009; Kalousova et al., 2017). The high salt contents associated with both fractures and lenses make them prime candidates for detection by ice penetrating radar instruments (e.g., RIME onboard JUICE, REASON onboard Europa Clipper; Plaut, 2019), as salt substantially alters the dielectric properties of ice (e.g., Blankenship et al., 2009; Schroeder et al., 2016). Our model's ability to simulate the physicochemical evolution of the ice that forms in and around hydrological features provides a means to predict the dielectric structure of both the features and background ice shell. These dielectric profiles can be used as an inversion tool (e.g., Kalousova et al., 2017) once radar observations have been made to constrain the structure, composition, and evolution of remnant and relict hydrological features.

## 5. Conclusion

The impurity load and distribution of entrained ocean materials within Europa's ice shell impacts the evolution of the ice shell, Europa's geology, and interactions between the surface and the ocean. Compositional profiles of the bulk ice shell and geologic features effectively capture the thermal and physicochemical nature of the ice that can be observed by Europa Clipper's remote sensing and radar instruments: the spatial distribution of impurities on the surface and the dielectric properties of the ice and water within the shell carry with them an accessible fingerprint of ice shell dynamics and the ocean below. In addressing systems science level objectives (e.g., habitability assessment; Pappalardo et al., 2017), future work combining the dynamics of material entrainment with detailed ice-ocean world thermochemical models (e.g., Journaux et al., 2020; McDougall & Barker, 2011; Neveu et al., 2017) and ice shell geodynamic and tectonic models (e.g., Howell & Pappalardo, 2019; Weller et al., 2019), promises to improve our understanding of Europa's geophysics and habitability through the interpretation and synthesis of Europa Clipper and JUICE observations.

## Funding Information

This study was supported by the NASA Earth and Space Science Fellowship, grants NNX16AP43H S01 and NNX16AP43H S002. Britney Schmidt was additionally supported by the Europa Clipper Mission. Resources supporting this work were provided by the NASA High-End Computing (HEC) Program through the NASA Advanced Supercomputing (NAS) Division at Ames Research Center.

## Author Contributions

J. J. B. contributed in designing the research, constructing the multiphase reactive transport model, carrying out the research, interpreting the results, and writing/reviewing the paper.

B. E. S. contributed in designing the research, interpreting the results, and writing/reviewing the paper.

C. H. contributed in constructing the multiphase reactive transport model, interpreting the results, and writing/reviewing the paper.

C. C. W. contributed in constructing the fracture mechanics model, interpreting results, and writing/reviewing the paper.

## Conflict of Interests

The authors declare no competing financial nor nonfinancial interests.

## Data Availability Statement

Liquidus 1.0 and its associated documentation can be found in Buffo (2020a). SlushFund 2.0 and its associated documentation can be found in Buffo (2020b). All correspondence and material requests should be made to Jacob J. Buffo at [jacob.j.buffo@dartmouth.edu](mailto:jacob.j.buffo@dartmouth.edu).

## Acknowledgments

The authors thank Sven Simon (Georgia Institute of Technology) for helpful discussions regarding the analytical solution of the modified Stefan Problem.

## References

- Allu Peddinti, D., & McNamara, A. K. (2015). Material transport across Europa's ice shell. *Geophysical Research Letters*, *42*(11), 4288–4293. <https://doi.org/10.1002/2015GL063950>
- Barr, A. C., & McKinnon, W. B. (2007). Convection in ice I shells and mantles with self-consistent grain size. *Journal of Geophysical Research: Planets*, *112*, E02012. <https://doi.org/10.1029/2006JE002781>
- Bassis, J. N., & Walker, C. (2012). Upper and lower limits on the stability of calving glaciers from the yield strength envelope of ice. *Proceedings of the Royal Society A: Mathematical, Physical and Engineering Sciences*, *468*(2140), 913–931. <https://doi.org/10.1098/rspa.2011.0422>
- Bhatia, G. K., & Sahijpal, S. (2017). Thermal evolution of trans-Neptunian objects, icy satellites, and minor icy planets in the early solar system. *Meteoritics & Planetary Science*, *52*(12), 2470–2490. <https://doi.org/10.1111/maps.12952>
- Bierson, C. J., Nimmo, F., & Stern, S. A. (2020). Evidence for a hot start and early ocean formation on Pluto. *Nature Geoscience*, *13*(7), 468–472. <https://doi.org/10.1038/s41561-020-0595-0>
- Billings, S. E., & Kattenhorn, S. A. (2005). The great thickness debate: Ice shell thickness models for Europa and comparisons with estimates based on flexure at ridges. *Icarus*, *177*(2), 397–412. <https://doi.org/10.1016/j.icarus.2005.03.013>
- Blankenship, D. D., Young, D. A., Moore, W. B., & Moore, J. C. (2009). *Radar sounding of Europa's subsurface properties and processes: The view from Earth*. Tucson, AZ: University of Arizona Press.
- Brown, E. K., Buffo, J. J., Grantham, M., Pontefract, A., Glass, J., Ingall, E., et al. (2020). *Trapped in the ice: An analysis of brines in British Columbia's hypersaline lakes*. Paper presented at Lunar and Planetary Science Conference. Woodlands, TX.
- Buffo, J. J. (2019). *Multiphase reactive transport in planetary ices*. Atlanta, GA: Georgia Institute of Technology.
- Buffo, J. J. (2020a). *jbuffo/Liquidus-1.0: Liquidus-1.1 (Version v1.1)*. Zenodo. <https://doi.org/10.5281/zenodo.3774072>
- Buffo, J. J. (2020b). *Jbuffo/SlushFund-2.0-active-Interface-tracking: SlushFund-2.0-active-Interface-tracking (version v1.0)*. Zenodo. <https://doi.org/10.5281/zenodo.3774078>
- Buffo, J. J., Schmidt, B. E., & Huber, C. (2018). Multiphase reactive transport and platelet ice accretion in the sea ice of McMurdo Sound, Antarctica. *Journal of Geophysical Research-Oceans*, *123*(1), 324–345. <https://doi.org/10.1002/2017jc013345>
- Butler, B. M., Papadimitriou, S., Santoro, A., & Kennedy, H. (2016). Mirabilite solubility in equilibrium sea ice brines. *Geochimica et Cosmochimica Acta*, *182*, 40–54. <https://doi.org/10.1016/j.gca.2016.03.008>
- Carr, M. H., Belton, M. J. S., Chapman, C. R., Davies, M. E., Geissler, P., Greenberg, R., et al. (1998). Evidence for a subsurface ocean on Europa. *Nature*, *391*(6665), 363–365. <https://doi.org/10.1038/34857>
- Cassen, P., Reynolds, R. T., & Peale, S. (1979). Is there liquid water on Europa? *Geophysical Research Letters*, *6*(9), 731–734. <https://doi.org/10.1029/GL006i009p00731>
- Charette, M. A., & Smith, W. H. (2010). The volume of Earth's ocean. *Oceanography*, *23*(2), 112–114. <https://doi.org/10.5670/oceanog.2010.51>
- Chivers, C., Buffo, J., & Schmidt, B. (2020). Thermal and chemical evolution of small, Shallow water bodies on Europa. *Lunar and Planetary Institute*, (2326), 1047.
- Chivers, C. J., Schmidt, B. E., & Buffo, J. J. (2019). *Thermal and chemical evolution of shallow liquid water on Europa*. Paper presented at Outer Planets Assessment Group Meeting.
- Chu, H., Chi, G., & Chou, I. M. (2016). Freezing and melting behaviors of H<sub>2</sub>O-NaCl-CaCl<sub>2</sub> solutions in fused silica capillaries and glass-sandwiched films: Implications for fluid inclusion studies. *Geofluids*, *16*(3), 518–532. <https://doi.org/10.1111/gfl.12173>
- Chyba, C., & Phillips, C. (2001). Possible ecosystems and the search for life on Europa. *Proceedings of the National Academy of Sciences of the United States of America*, *98*(3), 801–804. <https://doi.org/10.1073/pnas.98.3.801>
- Collins, G., & Nimmo, F. (2009). Chaotic terrain on Europa. In *Europa* (pp. 259–281). Tucson: University of Arizona Press.
- Cox, G., & Weeks, W. (1988). Numerical simulations of the profile properties of undeformed first-year sea ice during the growth season. *Journal of Geophysical Research: Oceans*, *93*(C10), 12449–12460. <https://doi.org/10.1029/JC093iC10p12449>
- Craft, K. L., Patterson, G. W., Lowell, R. P., & Germanovich, L. (2016). Fracturing and flow: Investigations on the formation of shallow water sills on Europa. *Icarus*, *274*, 297–313. <https://doi.org/10.1016/j.icarus.2016.01.023>
- Craven, M., Allison, I., Fricker, H. A., & Warner, R. (2009). Properties of a marine ice layer under the Amery Ice Shelf, East Antarctica. *Journal of Glaciology*, *55*(192), 717–728. <https://doi.org/10.3189/002214309789470941>
- Davis, N. R., & Wadhams, P. (1995). A statistical-analysis of Arctic pressure ridge morphology. *Journal of Geophysical Research-Oceans*, *100*(C6), 10915–10925. <https://doi.org/10.1029/95jc00007>
- Des Marais, D. J., Nuth, J. A. III, Allamandola, L. J., Boss, A. P., Farmer, J. D., Hoehler, T. M., et al. (2008). The NASA astrobiology roadmap. *Astrobiology*, *8*(4), 715–730. <https://doi.org/10.1089/ast.2008.0819>
- Dickson, A. G., & Goyet, C. (1994). *Handbook of methods for the analysis of the various parameters of the carbon dioxide system in sea water. Version 2 Rep.* TN (United States): Oak Ridge National Lab. <https://doi.org/10.2172/1010773>
- Doggett, T., Greeley, R., Figueredo, P., & Tanaka, K. (2009). Geologic stratigraphy and evolution of Europa's surface. In *Europa* (pp. 137–160). AZ: University of Arizona Press Tucson.
- Durham, W., Prieto-Ballesteros, O., Goldsby, D., & Kargel, J. (2010). Rheological and thermal properties of icy materials. *Space Science Reviews*, *153*(1–4), 273–298. <https://doi.org/10.1007/s11214-009-9619-1>

- Durham, W. B., Stern, L. A., Kubo, T., & Kirby, S. H. (2005). Flow strength of highly hydrated Mg- and Na-sulfate hydrate salts, pure and in mixtures with water ice, with application to Europa. *Journal of Geophysical Research: Planets*, *110*, E12010. <https://doi.org/10.1029/2005JE002475>
- Eicken, H. (2003). From the microscopic, to the macroscopic, to the regional scale: Growth, microstructure and properties of sea ice. In *Sea ice: An introduction to its physics, chemistry, biology and geology* (pp. 22–81). Oxford: Wiley-Blackwell. <https://doi.org/10.1002/9780470757161.ch2>
- Fagents, S. A. (2003). Considerations for effusive cryovolcanism on Europa: The post-Galileo perspective. *Journal of Geophysical Research: Planets*, *108*(E12). <https://doi.org/10.1029/2003JE002128>
- Feltham, D. L., Untersteiner, N., Wettlaufer, J. S., & Worster, M. G. (2006). Sea ice is a mushy layer. *Geophysical Research Letters*, *33*, L14501. <https://doi.org/10.1029/2006gl026290>
- Figueredo, P. H., & Greeley, R. (2004). Resurfacing history of Europa from pole-to-pole geological mapping. *Icarus*, *167*(2), 287–312. <https://doi.org/10.1016/j.icarus.2003.09.016>
- Freitag, J. (1999). *The hydraulic properties of Arctic sea ice—Implications for the small-scale particle transport*. [in German] (Vol. 325, p. 150). Bremerhaven, Germany: Ber. Polarforsch.
- Galton-Fenzi, B., Hunter, J., Coleman, R., Marsland, S., & Warner, R. (2012). Modeling the basal melting and marine ice accretion of the Amery ice shelf. *Journal of Geophysical Research: Oceans*, *117*(C9). <https://doi.org/10.1029/2012JC008214>
- Golden, K. M., Ackley, S. F., & Lytle, V. V. (1998). The percolation phase transition in sea ice. *Science*, *282*(5397), 2238–2241. <https://doi.org/10.1126/science.282.5397.2238>
- Golden, K. M., Eicken, H., Heaton, A. L., Miner, J., Pringle, D. J., & Zhu, J. (2007). Thermal evolution of permeability and microstructure in sea ice. *Geophysical Research Letters*, *34*(16), L16501. <https://doi.org/10.1029/2007gl030447>
- Greenberg, R., Hoppa, G. V., Tufts, B. R., Geissler, P., & Riley, J. (1999). Chaos on Europa. *Icarus*, *141*(2), 263–286. <https://doi.org/10.1006/icar.1999.6187>
- Griewank, P. J., & Notz, D. (2013). Insights into brine dynamics and sea ice desalination from a 1-D model study of gravity drainage. *Journal of Geophysical Research: Oceans*, *118*(7), 3370–3386. <https://doi.org/10.1002/jgrc.20247>
- Gross, G. W., Wong, P. M., & Humes, K. (1977). Concentration dependent solute redistribution at the ice–water phase boundary. III. Spontaneous convection. Chloride solutions. *The Journal of chemical physics*, *67*(11), 5264–5274. <https://doi.org/10.1063/1.434704>
- Han, L., & Showman, A. P. (2005). Thermo-compositional convection in Europa's icy shell with salinity. *Geophysical Research Letters*, *32*, L20201. <https://doi.org/10.1029/2005GL023979>
- Hand, K. P., & Chyba, C. F. (2007). Empirical constraints on the salinity of the European ocean and implications for a thin ice shell. *Icarus*, *189*(2), 424–438. <https://doi.org/10.1016/j.icarus.2007.02.002>
- Hendrix, A. R., Hurford, T. A., Barge, L. M., Bland, M. T., Bowman, J. S., Brinckerhoff, W., et al. (2019). The NASA roadmap to ocean worlds. *Astrobiology*, *19*(1), 1–27. <https://doi.org/10.1089/ast.2018.1955>
- Howell, S. M., & Pappalardo, R. T. (2018). Band formation and ocean-surface interaction on Europa and Ganymede. *Geophysical Research Letters*, *45*(10), 4701–4709. <https://doi.org/10.1029/2018GL077594>
- Howell, S. M., & Pappalardo, R. T. (2019). Can Earth-like plate tectonics occur in ocean world ice shells? *Icarus*, *322*, 69–79. <https://doi.org/10.1016/j.icarus.2019.01.011>
- Huber, C., Parmigiani, A., Chopard, B., Manga, M., & Bachmann, O. (2008). Lattice Boltzmann model for melting with natural convection. *International Journal of Heat and Fluid Flow*, *29*(5), 1469–1480. <https://doi.org/10.1016/j.ijheatfluidflow.2008.05.002>
- Hunke, E. C., Notz, D., Turner, A. K., & Vancoppenolle, M. (2011). The multiphase physics of sea ice: A review for model developers. *The Cryosphere*, *5*(4), 989–1009. <https://doi.org/10.5194/tc-5-989-2011>
- Huppert, H. E., & Worster, M. G. (1985). Dynamic solidification of a binary melt. *Nature*, *314*(6013), 703–707. <https://doi.org/10.1038/314703a0>
- Hussmann, H., Spohn, T., & Wiczerkowski, K. (2002). Thermal equilibrium states of Europa's ice shell: Implications for internal ocean thickness and surface heat flow. *Icarus*, *156*(1), 143–151. <https://doi.org/10.1006/icar.2001.6776>
- Intergovernmental Oceanographic Commission; Scientific Committee on Oceanic Research; International Association for the Physical Sciences of the Oceans (2015). *The International thermodynamic equation of seawater—2010: Calculation and use of thermodynamic properties*. [includes corrections up to 31st October 2015]. Paris, France: UNESCO. 196pp. (Intergovernmental Oceanographic Commission Manuals and Guides;56). <http://hdl.handle.net/11329/286>
- Johnson, B. C., Sheppard, R. Y., Pascuzzo, A. C., Fisher, E. A., & Wiggins, S. E. (2017). Porosity and salt content determine if subduction can occur in Europa's ice shell. *Journal of Geophysical Research: Planets*, *122*(12), 2765–2778. <https://doi.org/10.1002/2017je005370>
- Journaux, B., Brown, J. M., Pakhomova, A., Collings, I. E., Petitgirard, S., Espinoza, P., et al. (2020). Holistic approach for studying planetary hydrospheres: Gibbs representation of ices thermodynamics, elasticity, and the water phase diagram to 2,300 MPa. *Journal of Geophysical Research: Planets*, *125*(1). <https://doi.org/10.1029/2019JE006176>
- Kalousova, K., Schroeder, D. M., & Soderlund, K. M. (2017). Radar attenuation in Europa's ice shell: Obstacles and opportunities for constraining the shell thickness and its thermal structure. *Journal of Geophysical Research-Planets*, *122*(3), 524–545. <https://doi.org/10.1002/2016je005110>
- Kalousová, K., Souček, O., Tobie, G., Choblet, G., & Čadek, O. (2014). Ice melting and downward transport of meltwater by two-phase flow in Europa's ice shell. *Journal of Geophysical Research: Planets*, *119*(3), 532–549. <https://doi.org/10.1002/2013JE004563>
- Kalousová, K., Souček, O., Tobie, G., Choblet, G., & Čadek, O. (2016). Water generation and transport below Europa's strike-slip faults. *Journal of Geophysical Research: Planets*, *121*(12), 2444–2462. <https://doi.org/10.1002/2016JE005188>
- Kargel, J. S., Kaye, J. Z., Head, J. W., Marion, G. M., Sassen, R., Crowley, J. K., et al. (2000). Europa's crust and ocean: Origin, composition, and the prospects for life. *Icarus*, *148*(1), 226–265. <https://doi.org/10.1006/icar.2000.6471>
- Kattenhorn, S. A. (2018). Commentary: The feasibility of subduction and implications for plate tectonics on Jupiter's moon Europa. *Journal of Geophysical Research: Planets*, *123*, 684–689. <https://doi.org/10.1002/2018JE005524>
- Kattenhorn, S. A., & Prockter, L. M. (2014). Evidence for subduction in the ice shell of Europa. *Nature Geoscience*, *7*(10), 762–767. <https://doi.org/10.1038/Ngeo2245>
- Khazendar, A., Rignot, E., & Larour, E. (2009). Roles of marine ice, rheology, and fracture in the flow and stability of the Brunt/Stancomb-Wills ice shelf. *Journal of Geophysical Research: Earth Surface*, *114*, F04007. <https://doi.org/10.1029/2008JF001124>
- Khurana, K. K., Kivelson, M. G., Stevenson, D. J., Schubert, G., Russell, C. T., Walker, R. J., & Polanskey, C. (1998). Induced magnetic fields as evidence for subsurface oceans in Europa and Callisto. *Nature*, *395*(6704), 777–780. <https://doi.org/10.1038/27394>
- Kivelson, M. G., Khurana, K. K., Russell, C. T., Volwerk, M., Walker, R. J., & Zimmer, C. (2000). Galileo magnetometer measurements: A stronger case for a subsurface ocean at Europa. *Science*, *289*(5483), 1340–1343. <https://doi.org/10.1126/science.289.5483.1340>

- Kurtz, N. T., & Markus, T. (2012). Satellite observations of Antarctic sea ice thickness and volume. *Journal of Geophysical Research-Oceans*, 117(C8), n/a. <https://doi.org/10.1029/2012jc008141>
- Laxon, S. W., Giles, K. A., Ridout, A. L., Wingham, D. J., Willatt, R., Cullen, R., et al. (2013). CryoSat-2 estimates of Arctic sea ice thickness and volume. *Geophysical Research Letters*, 40(4), 732–737. <https://doi.org/10.1002/grl.50193>
- Leonard, E. J., Pappalardo, R. T., & Yin, A. (2018). Analysis of very-high-resolution Galileo images and implications for resurfacing mechanisms on Europa. *Icarus*, 312, 100–120. <https://doi.org/10.1016/j.icarus.2018.04.016>
- Lyon, W. (1961). *DIVISION OF OCEANOGRAPHY AND METEOROLOGY: OCEAN AND SEA-ICE RESEARCH IN THE ARCTIC OCEAN VIA SUBMARINE*. *Transactions of the New York Academy of Sciences*, 23(8 Series II), 662–674. <https://doi.org/10.1111/j.2164-0947.1961.tb01400.x>
- Malmgren, F. (1927). *On the properties of sea-ice*. Bergen, Norway: A.S. John Griegs Boktrykkeri.
- Manga, M., & Michaut, C. (2017). Formation of lenticulae on Europa by saucer-shaped sills. *Icarus*, 286, 261–269. <https://doi.org/10.1016/j.icarus.2016.10.009>
- Manga, M., & Wang, C. Y. (2007). Pressurized oceans and the eruption of liquid water on Europa and Enceladus. *Geophysical Research Letters*, 34, L07202. <https://doi.org/10.1029/2007gl029297>
- Marion, G. M., Kargel, J. S., Catling, D. C., & Jakubowski, S. D. (2005). Effects of pressure on aqueous chemical equilibria at subzero temperatures with applications to Europa. *Geochimica et Cosmochimica Acta*, 69(2), 259–274. <https://doi.org/10.1016/j.gca.2004.06.024>
- McCarthy, C., Blackford, J. R., & Jeffree, C. E. (2013). Low-temperature-SEM study of dihedral angles in the ice-I/sulfuric acid partially molten system. *Journal of Microscopy*, 249(2), 150–157. <https://doi.org/10.1111/jmi.12003>
- McCarthy, C., Cooper, R. F., Goldsby, D. L., Durham, W. B., & Kirby, S. H. (2011). Transient and steady state creep response of ice I and magnesium sulfate hydrate eutectic aggregates. *Journal of Geophysical Research-Planets*, 116(E4), E04007. <https://doi.org/10.1029/2010je003689>
- McCarthy, C., Cooper, R. F., Kirby, S. H., Rieck, K. D., & Stern, L. A. (2007). Solidification and microstructures of binary ice-I/hydrate eutectic aggregates. *American Mineralogist*, 92(10), 1550–1560. <https://doi.org/10.2138/am.2007.2435>
- McCarthy, C., Nielson, M. A., Coonin, A. N., Minker, J. S., & Domingos, A. A. (2019). Acoustic and microstructural properties of partially molten samples in the ice-ammonia system. *Geosciences*, 9(8), 327. <https://doi.org/10.3390/geosciences9080327>
- McCord, T. B., Hansen, G. B., Matson, D. L., Johnson, T. V., Crowley, J. K., Fanale, F. P., et al. (1999). Hydrated salt minerals on Europa's surface from the Galileo near-infrared mapping spectrometer (NIMS) investigation. *Journal of Geophysical Research: Planets*, 104(E5), 11,827–11,851. <https://doi.org/10.1029/1999JE900005>
- McCord, T. B., Teeter, G., Hansen, G. B., Sieger, M. T., & Orlando, T. M. (2002). Brines exposed to Europa surface conditions. *Journal of Geophysical Research-Planets*, 107(E1), 4–1–4–6. <https://doi.org/10.1029/2000je001453>
- McDougall, T. J., & Barker, P. M. (2011). *Getting started with TEOS-10 and the Gibbs seawater (GSW) oceanographic toolbox* (pp. 1–28). SCOR/IAPSO WG127.
- McKinnon, W. B. (1999). Convective instability in Europa's floating ice shell. *Geophysical Research Letters*, 26(7), 951–954. <https://doi.org/10.1029/1999gl900125>
- McKinnon, W. B., & Zolensky, M. E. (2003). Sulfate content of Europa's ocean and shell: Evolutionary considerations and some geological and astrobiological implications. *Astrobiology*, 3(4), 879–897. <https://doi.org/10.1089/153110703322736150>
- Michaut, C., & Manga, M. (2014). Domes, pits, and small chaos on Europa produced by water sills. *Journal of Geophysical Research: Planets*, 119(3), 550–573. <https://doi.org/10.1002/2013JE004558>
- Mitri, G., & Showman, A. P. (2005). Convective-conductive transitions and sensitivity of a convecting ice shell to perturbations in heat flux and tidal-heating rate: Implications for Europa. *Icarus*, 177(2), 447–460. <https://doi.org/10.1016/j.icarus.2005.03.019>
- Nakawo, M., & Sinha, N. K. (1981). Growth rate and salinity profile of first-year sea ice in the high Arctic. *Journal of Glaciology*, 27(96), 315–330. <https://doi.org/10.3189/S0022143000015409>
- Nakawo, M., & Sinha, N. K. (1984). A note on brine layer spacing of first-year sea ice. *Atmosphere-Ocean*, 22(2), 193–206. <https://doi.org/10.1080/07055900.1984.9649193>
- National Research Council (2011). *Vision and voyages for planetary science in the decade 2013–2022*. Washington, DC: The National Academies Press. <https://doi.org/10.17226/13117>
- National Research Council (2012). *Assessment of planetary protection requirements for spacecraft missions to icy solar system bodies*. Washington, DC: The National Academies Press. <https://doi.org/10.17226/13401>
- Neveu, M., Desch, S. J., & Castillo-Rogez, J. C. (2017). Aqueous geochemistry in icy world interiors: Equilibrium fluid, rock, and gas compositions, and fate of antifreezes and radionuclides. *Geochimica et Cosmochimica Acta*, 212, 324–371. <https://doi.org/10.1016/j.gca.2017.06.023>
- Nimmo, F., & Gaidos, E. (2002). Strike-slip motion and double ridge formation on Europa. *Journal of Geophysical Research: Planets*, 107(E4), 5–1–5–8. <https://doi.org/10.1029/2000JE001476>
- Nimmo, F., Giese, B., & Pappalardo, R. (2003). Estimates of Europa's ice shell thickness from elastically-supported topography. *Geophysical Research Letters*, 30(5), n/a. <https://doi.org/10.1029/2002GL016660>
- Notz, D., & Worster, M. G. (2009). Desalination processes of sea ice revisited. *Journal of Geophysical Research-Oceans*, 114(C5), C05006. <https://doi.org/10.1029/2008jc004885>
- Oren, A. (2013). Life in magnesium-and calcium-rich hypersaline environments: Salt stress by chaotropic ions. In *Polyextremophiles* (pp. 215–232). Switzerland: Springer. [https://doi.org/10.1007/978-94-007-6488-0\\_8](https://doi.org/10.1007/978-94-007-6488-0_8)
- Pappalardo, R., Belton, M., Breneman, H., Carr, M., Chapman, C., Collins, G., et al. (1999). Does Europa have a subsurface ocean? Evaluation of the geological evidence. *Journal of Geophysical Research: Planets*, 104(E10), 24015–24055. <https://doi.org/10.1029/1998JE000628>
- Pappalardo, R., Senske, D., Korth, H., Klima, R., Vance, S., & Craft, K. (2017). *The Europa Clipper mission: Exploring the habitability of a unique icy world*. Paper presented at European Planetary Science Congress.
- Pappalardo, R. T., & Barr, A. C. (2004). The origin of domes on Europa: The role of thermally induced compositional diapirism. *Geophysical Research Letters*, 31(1), L01701. <https://doi.org/10.1029/2003gl019202>
- Phillips, C. B., & Pappalardo, R. T. (2014). Europa Clipper mission concept: Exploring Jupiter's ocean moon. *Eos Transactions American Geophysical Union*, 95(20), 165–167. <https://doi.org/10.1002/2014EO200002>
- Plaut, J. (2019). *RIME and REASON on JUICE and clipper: A comprehensive campaign to probe the icy satellites of Jupiter*. EPSC, 2019, EPSC-DPS2019. ADS.
- Pontefract, A., Carr, C. E., & Osburn, M. R. (2019). *The role of ionic composition and concentration on biosignature preservation: Lessons from the "spotted" lakes of British Columbia*. Paper presented at 2019 Astrobiology Science Conference, Seattle, WA, AGU.

- Pontefract, A., Zhu, T. F., Walker, V. K., Hepburn, H., Lui, C., Zuber, M. T., et al. (2017). Microbial diversity in a hypersaline sulfate lake: A terrestrial analog of ancient Mars. *Frontiers in Microbiology*, 8, 1819. <https://doi.org/10.3389/fmicb.2017.01819>
- Renaut, R. W., & Long, P. R. (1989). Sedimentology of the saline lakes of the Cariboo plateau, Interior British-Columbia, Canada. *Sedimentary Geology*, 64(4), 239–264. [https://doi.org/10.1016/0037-0738\(89\)90051-1](https://doi.org/10.1016/0037-0738(89)90051-1)
- Reynolds, R. T., Squyres, S. W., Colburn, D. S., & McKay, C. P. (1983). On the habitability of Europa. *Icarus*, 56(2), 246–254. [https://doi.org/10.1016/0019-1035\(83\)90037-4](https://doi.org/10.1016/0019-1035(83)90037-4)
- Rolle, M., & Le Borgne, T. (2019). Mixing and reactive fronts in the subsurface. *Reactive Transport in Natural and Engineered Systems*, 85(1), 111–142. <https://doi.org/10.2138/rmg.2018.85.5>
- Ross, M., & Schubert, G. (1987). Tidal heating in an internal ocean model of Europa. *Nature*, 325(6100), 133–134. <https://doi.org/10.1038/325133a0>
- Rubinstĕin, L. (2000). *The Stefan problem*. Providence, RI: American Mathematical Soc.
- Russell, M. J., Murray, A. E., & Hand, K. P. (2017). The possible emergence of life and differentiation of a shallow biosphere on irradiated icy worlds: The example of Europa. *Astrobiology*, 17(12), 1265–1273. <https://doi.org/10.1089/ast.2016.1600>
- Schmidt, B. (2020). The astrobiology of Europa and the Jovian system. *Planetary Astrobiology*, 185. [https://doi.org/10.2458/azu\\_uapress\\_9780816540068-ch008](https://doi.org/10.2458/azu_uapress_9780816540068-ch008)
- Schmidt, B. E., Blankenship, D. D., Patterson, G. W., & Schenk, P. M. (2011). Active formation of ‘chaos terrain’ over shallow subsurface water on Europa. *Nature*, 479(7374), 502–505. <https://doi.org/10.1038/nature10608>
- Schroeder, D. M., Romero-Wolf, A., Carrer, L., Grima, C., Campbell, B. A., Kofman, W., et al. (2016). Assessing the potential for passive radio sounding of Europa and Ganymede with RIME and REASON. *Planetary and Space Science*, 134, 52–60. <https://doi.org/10.1016/j.pss.2016.10.007>
- Soderlund, K. M., Schmidt, B. E., Wicht, J., & Blankenship, D. D. (2014). Ocean-driven heating of Europa’s icy shell at low latitudes. *Nature Geoscience*, 7(1), 16–19. <https://doi.org/10.1038/Ngeo2021>
- Sparks, W. B., Schmidt, B. E., McGrath, M. A., Hand, K. P., Spencer, J., Cracraft, M., & Deustua, S. E. (2017). Active cryovolcanism on Europa? *The Astrophysical Journal Letters*, 839(2), L18. <https://doi.org/10.3847/2041-8213/aa67f8>
- Squyres, S. W., Reynolds, R. T., Cassen, P. M., & Peale, S. J. (1983). Liquid water and active resurfacing on Europa. *Nature*, 301(5897), 225–226. <https://doi.org/10.1038/301225a0>
- Thomas, E. C., Hodyss, R., Vu, T. H., Johnson, P. V., & Choukroun, M. (2017). Composition and evolution of frozen chloride brines under the surface conditions of Europa. *ACS Earth and Space Chemistry*, 1(1), 14–23. <https://doi.org/10.1021/acsearthspacechem.6b00003>
- Tobie, G., Choblet, G., & Sotin, C. (2003). Tidally heated convection: Constraints on Europa’s ice shell thickness. *Journal of Geophysical Research: Planets*, 108(E11), 5124. <https://doi.org/10.1029/2003JE002099>
- Toner, J. D., Catling, D. C., & Light, B. (2014). The formation of supercooled brines, viscous liquids, and low-temperature perchlorate glasses in aqueous solutions relevant to Mars. *Icarus*, 233, 36–47. <https://doi.org/10.1016/j.icarus.2014.01.018>
- Turner, A. K., & Hunke, E. C. (2015). Impacts of a mushy-layer thermodynamic approach in global sea-ice simulations using the CICE sea-ice model. *Journal of Geophysical Research: Oceans*, 120(2), 1253–1275. <https://doi.org/10.1002/2014JC010358>
- Turner, A. K., Hunke, E. C., & Bitz, C. M. (2013). Two modes of sea-ice gravity drainage: A parameterization for large-scale modeling. *Journal of Geophysical Research: Oceans*, 118, 2279–2294. <https://doi.org/10.1002/jgrc.20171>
- Untersteiner, N. (1968). Natural desalination and equilibrium salinity profile of perennial sea ice. *Journal of Geophysical Research*, 73(4), 1251–1257. <https://doi.org/10.1029/JB073i004p01251>
- Vance, S. D., Barge, L. M., Cardoso, S. S. S., & Cartwright, J. H. E. (2019). Self-assembling ice membranes on Europa: Brinicle properties, field examples, and possible energetic systems in icy ocean worlds. *Astrobiology*, 19(5), 685–695. <https://doi.org/10.1089/ast.2018.1826>
- Vance, S. D., Hand, K. P., & Pappalardo, R. T. (2016). Geophysical controls of chemical disequilibria in Europa. *Geophysical Research Letters*, 43(10), 4871–4879. <https://doi.org/10.1002/2016gl068547>
- Vilella, K., Choblet, G., Tsao, W. E., & Deschamps, F. (2020). Tidally heated convection and the occurrence of melting in icy satellites: Application to Europa. *Journal of Geophysical Research-Planets*, 125(3), e2019JE006248. <https://doi.org/10.1029/2019JE006248>
- Walker, C., & Schmidt, B. (2015). Ice collapse over trapped water bodies on Enceladus and Europa. *Geophysical Research Letters*, 42(3), 712–719. <https://doi.org/10.1002/2014GL062405>
- Walker, C., Schmidt, B., & Bassis, J. (2014). *Breaking the ice: On the application of fracture system mechanics and fragmentation theory to the chaos regions of Europa* (Vol. 1777, p. 2659). Houston, TX: LPI.
- Weeks, W., & Lofgren, G. (1967). The effective solute distribution coefficient during the freezing of NaCl solutions. *Physics of Snow and Ice: proceedings*, 1(1), 579–597.
- Weeks, W. F., & Ackley, S. F. (1986). The growth, structure, and properties of sea ice. In *The geophysics of sea ice* (pp. 9–164). Boston, MA: Springer.
- Weller, M. B., Fuchs, L., Becker, T. W., & Soderlund, K. M. (2019). Convection in thin shells of icy satellites: Effects of latitudinal surface temperature variations. *Journal of Geophysical Research-Planets*, 124(8), 2029–2053. <https://doi.org/10.1029/2018je005799>
- Wells, A. J., Wettlaufer, J. S., & Orszag, S. A. (2011). Brine fluxes from growing sea ice. *Geophysical Research Letters*, 38, n/a. <https://doi.org/10.1029/2010gl046288>
- Worster, M. G. (1991). Natural-convection in a mushy layer. *Journal of Fluid Mechanics*, 224, 335–359. <https://doi.org/10.1017/S0022112091001787>
- Worster, M. G., & Rees Jones, D. W. (2015). Sea-ice thermodynamics and brine drainage. *Philos Trans A Math Phys Eng Sci*, 373(2045), 20140166. <https://doi.org/10.1098/rsta.2014.0166>
- Zolotov, M. Y., & Kargel, J. (2009). *On the chemical composition of Europa’s icy shell, ocean, and underlying rocks*. AZ: University of Arizona Press Tucson.
- Zolotov, M. Y., Shock, E., Barr, A., & Pappalardo, R. (2004). *Brine pockets in the icy shell on Europa: Distribution, chemistry, and habitability*. Houston, TX: LPI.
- Zolotov, M. Y., & Shock, E. L. (2001). Composition and stability of salts on the surface of Europa and their oceanic origin. *Journal of Geophysical Research-Planets*, 106(E12), 32,815–32,827. <https://doi.org/10.1029/2000je001413>
- Zotikov, I. A., Zagorodnov, V. S., & Raikovskiy, J. V. (1980). Core drilling through the Ross ice shelf (Antarctica) confirmed basal freezing. *Science*, 207(4438), 1463–1465. <https://doi.org/10.1126/science.207.4438.1463>