








OPEN LETTER

# Integrating economic and health evidence to inform Covid-19 policy in low- and middle- income countries [version 1; peer review: 1 approved with reservations]

Anna Vassall <sup>1</sup>, Sedona Sweeney <sup>1</sup>, Edwine Barasa<sup>2</sup>, Shankar Prinja <sup>3</sup>, Marcus R Keogh-Brown <sup>1</sup>, Henning Tarp Jensen <sup>1,4</sup>, Richard Smith<sup>5</sup>, Rob Baltussen<sup>6</sup>, Rosalind M Eggo<sup>7</sup>, Mark Jit<sup>7</sup>

<sup>1</sup>Centre for Health Economics in London, London School of Hygiene & Tropical Medicine, London, UK

<sup>2</sup>Health Economics Research Unit, KEMRI-Wellcome Trust Research Programme, Kenya and Nuffield Department of Medicine, University of Oxford, Oxford, UK

<sup>3</sup>Department of Community Medicine and School of Public Health, Post Graduate Institute of Medical Education and Research, Chandigarh, India

<sup>4</sup>Department of Food and Resource Economics, Faculty of Science, University of Copenhagen, Copenhagen, Denmark

<sup>5</sup>College of Medicine and Health, University of Exeter, Exeter, UK

<sup>6</sup>Radboud University Medical Centre, Radboud University, Nijmegen, The Netherlands

<sup>7</sup>Centre for the Mathematical Modelling of Infectious Disease, London School of Hygiene & Tropical Medicine, London, UK

**V1** First published: 19 Nov 2020, 5:272  
<https://doi.org/10.12688/wellcomeopenres.16380.1>

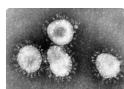
Latest published: 19 Nov 2020, 5:272  
<https://doi.org/10.12688/wellcomeopenres.16380.1>

## Abstract

Covid-19 requires policy makers to consider evidence on both population health and economic welfare. Over the last two decades, the field of health economics has developed a range of analytical approaches and contributed to the institutionalisation of processes to employ economic evidence in health policy. We present a discussion outlining how these approaches and processes need to be applied more widely to inform Covid-19 policy; highlighting where they may need to be adapted conceptually and methodologically, and providing examples of work to date. We focus on the evidential and policy needs of low- and middle-income countries; where there is an urgent need for evidence to navigate the policy trade-offs between health and economic well-being posed by the Covid-19 pandemic.

## Keywords

Covid, health economics, cost-effectiveness



This article is included in the [Coronavirus \(COVID-19\)](#) collection.

## Open Peer Review

### Reviewer Status ?

Invited Reviewers

1

### version 1

19 Nov 2020

?

report

1. **Kalipso Chalkidou** , Imperial College

London, London, UK

Center for Global Development, London, UK

Any reports and responses or comments on the article can be found at the end of the article.

**Corresponding author:** Anna Vassall ([anna.vassall@lshtm.ac.uk](mailto:anna.vassall@lshtm.ac.uk))

**Author roles:** **Vassall A:** Conceptualization, Data Curation, Writing – Original Draft Preparation, Writing – Review & Editing; **Sweeney S:** Writing – Original Draft Preparation, Writing – Review & Editing; **Barasa E:** Writing – Original Draft Preparation, Writing – Review & Editing; **Prinja S:** Writing – Original Draft Preparation, Writing – Review & Editing; **Keogh-Brown MR:** Writing – Original Draft Preparation, Writing – Review & Editing; **Tarp Jensen H:** Writing – Original Draft Preparation, Writing – Review & Editing; **Smith R:** Writing – Original Draft Preparation, Writing – Review & Editing; **Baltussen R:** Writing – Original Draft Preparation, Writing – Review & Editing; **M Eggo R:** Writing – Original Draft Preparation, Writing – Review & Editing; **Jit M:** Writing – Original Draft Preparation, Writing – Review & Editing

**Competing interests:** No competing interests were disclosed.

**Grant information:** This work was supported by the Wellcome Trust [221303].

*The funders had no role in study design, data collection and analysis, decision to publish, or preparation of the manuscript.*

**Copyright:** © 2020 Vassall A *et al.* This is an open access article distributed under the terms of the [Creative Commons Attribution License](#), which permits unrestricted use, distribution, and reproduction in any medium, provided the original work is properly cited.

**How to cite this article:** Vassall A, Sweeney S, Barasa E *et al.* **Integrating economic and health evidence to inform Covid-19 policy in low- and middle- income countries [version 1; peer review: 1 approved with reservations]** Wellcome Open Research 2020, 5:272 <https://doi.org/10.12688/wellcomeopenres.16380.1>

**First published:** 19 Nov 2020, 5:272 <https://doi.org/10.12688/wellcomeopenres.16380.1>

## Disclaimer

The views expressed in this article are those of the author(s). Publication in Wellcome Open Research does not imply endorsement by Wellcome.

## Introduction

Covid-19 (C19) requires a ‘whole society’ policy response to protect health, economic and social welfare globally. Policy options are multi-sectoral and include scaling-up C19 health services, physical distancing, strengthened social protection and a wide range of additional sectoral, fiscal and macro-economic interventions<sup>1</sup>. Given the magnitude and breadth of impact of C19, policy action requires careful consideration of trade-offs between the health, economic and social dimensions of population welfare. Understanding, not just the nature, but also the extent of these trade-offs is critical, particularly for low- and middle-income countries (LMICs), to inform C19 policies that maximise overall population welfare during the C19 crisis.

Health policy inevitably involves trade-offs and priority setting between and within different diseases and populations, e.g. between the young vs the old; the severely sick vs the relatively healthy (or less sick); etc. Health sectors employ a range of processes to inform this priority setting<sup>2</sup>. However, where formal processes for health sector priority setting exist, in the majority of cases they are designed to inform health policy decisions made at the margin; typically appraising the adoption of specific health interventions or technology (referred to as health technology assessment (HTA))<sup>3,4</sup>. Periodically, wider efforts are made to assess whether the range of services included in UHC (health benefit packages) being delivered across the health sector is optimal<sup>5-9</sup>.

The field of health economics has a long history of bringing together epidemiological modelling and economics to quantify the trade-offs made both within the health sector and between health and other dimensions of welfare; and supporting the use of such evidence in policy. Cost-effectiveness analysis typically assesses whether population health is maximised within the existing financial constraints (such as a budget limit on healthcare spending): acknowledging that every investment in an intervention within the health sector will mean that another intervention to improve health will be forgone – the concept of ‘opportunity cost’. In priority setting, cost-effectiveness is also considered with other aspects of welfare, for example ensuring equity of health<sup>10,11</sup> or avoiding catastrophic health expenditures<sup>12,13</sup>. Health technologies, services or policy interventions are typically assessed from the perspective of the health sector, although sometimes also consider the lost productive time (productivity losses) of individuals who are sick or die prematurely is considered, known as taking a societal perspective<sup>14</sup>.

We examine here how health economic evidence and more broadly priority setting processes to support decisions around new health technologies (pharmaceutical interventions) and public health policies need to be adapted for C19, focussing

on LMICs. We first explore how current approaches may need to be adapted for C19; then we examine the empirical approaches and analytical requirements of providing integrated evidence of health, economic and social impact to health policy makers. We argue for a rapid adaptation and application of evidence informed priority setting to ensure that decisions made around C19 policy remain evidence informed, transparent and accountable to the population they serve.

## Broadening the assessment of health sector policy under C19

C19 is no different from any other health issue, in that much of the C19 response will incur ‘within health sector trade-offs’ and therefore it is critical to assess both the impact of overall population health and equity in C19 policy. However, the scale, speed and scope of a pandemic generate impact of exceptional depth and breadth of impact across health systems and, critically, the wider economy, which mean that standard ‘within health sector’ approaches to priority setting need to be extended to ensure that overall allocations to the health sector are optimal, considering all dimensions of population welfare including health, economic and social welfare<sup>15</sup>. Challenges in doing this, include:

1. The magnitude of the health impact from C19 means that governments may wish to re-evaluate and rapidly change health sector funding levels, in order to maintain some semblance of ‘health as usual’ i.e. current levels of population. Therefore, the **trade-offs may move beyond opportunity costs within the health sector to opportunity costs for other sectors.**
2. **Health, interventions and economic policy goals interact with one another** and are ‘dynamic’ in the sense that ill health impacts on economic and social welfare. Likewise, improvements in economic and social welfare can substantially impact health. For example, reduction in C19 attributable mortality is in part determined by the balance between policies to increase health system capacity and physical distancing. Likewise, economic welfare is in part determined by the balance between physical distancing and social protection policy.
3. C19, and policies such as physical distancing, are likely to have substantial short- to medium-term macro-economic and poverty impacts, so, in order to ensure economic welfare continues ‘as usual’, governments are likely to simultaneously rapidly **alter their ratio of present and future spending and investment policies.**
4. Much of the cost of C19 interventions may be borne at the household level with implications for both household consumption and savings behaviour, labour supply decisions and consequential broader social and health ramifications of catastrophic losses to household income. Even where public expenditures are transferred to households and provide social protection, they eventually have to be paid for from household income,

through taxation. Therefore, C19 policy may require **rapid changes to the balance between public sector and private expenditure across the economy.**

5. Many mitigating behavioural responses to C19 **exhibit important externalities**, which means that the actions of each individual directly impact the welfare of others. Typically, this requires a public policy response as individuals will not act in a way that necessarily benefits society as a whole. For instance, patients with mild C19 may not self-quarantine without incentives to do so.
6. C19 policy is also likely to have **substantial distributional impacts**. For, example, there may be trade-offs between costs and benefits incurred by different socioeconomic groups, genders, ethnicities, urban/rural populations, those with differing health status etc. Therefore, heterogeneity of cost and the distribution of health benefits between sub-populations need to be considered.
7. **Responses to C19 are also ‘dynamic’ over time**, for example the ability to exit physical distancing smoothly may depend on the credibility and understanding of government policy during the periods of stringent physical distancing. Likewise, the ability to stimulate improvements in ‘demand-side’ economic behaviour post-crisis may depend on government credibility in handling the economic consequences during the crisis.

In short, informing policy action for C19 is challenging, and needs to include evidence and the analysis of trade-offs within and between health services, but also inform social and economic policies (including financial protection and different sectoral objectives), across population groups, between the public and private sectors, and over time, conducted in an uncertain and rapidly evolving global context. As such, C19 policy making requires additional processes to conventional HTA, evidence generation and review to understanding wide-ranging trade-offs that will be required across a broad range of sectors.

However, before moving evidence to policy challenges demanded by wider inter-sectoral interaction, we examine the generation evidence on the trade-offs incurred within the health sector: between the allocation of resources specifically to C19 services and new technologies versus those for other health conditions. During a pandemic ‘business as usual’ is, or should be, disrupted, but whether it is the exceptional use of bed capacity, or financing of C19 vaccines and treatments, pandemics can impose a clear ‘health-health’ trade-offs.

### Assessing trade-offs across the health sector

Typically, health trade-offs are empirically assessed by establishing whether the implementation of an intervention results in a net improvement in population health. The extent of the ‘opportunity cost’ of C19 expenditure (and hence the net impact on population health) depends on: the extent to

which underutilised health service capacity exists and can be employed; the extent to which other health services can be delayed or cancelled without causing harm; the extent of health impact gained from diverting additional funding to the health sector from elsewhere. To conduct these analyses a comparable measure of population health is required, measuring both the extent of both mortality and morbidity impact combined with populations’ preferences for different health states. There is an extensive literature on different ways to measure population preferences for different health states, with many countries using standardised measures such as quality adjusted life years (QALYs) or disability adjusted life years (DALYs) as composite measures of health impact<sup>16</sup>. Importantly, these measures account for years of healthy life rather than deaths, weighing each year in full health equally. Recent work estimates QALYs and life expectancy gained from saving lives from C19, with life expectancy gained from preventing a C19 death at around 10 years of life in the UK<sup>17</sup>.

There are no C19 studies, to date, that use QALY/ DALY estimates to examine the optimal balance of public expenditure between those with C19 and those with other health conditions. There is, however, an emerging debate as to whether this is an appropriate trade-off to measure and consider, even within the health sector. In previous pandemics, it has been argued that a ‘rule of rescue’, the moral action to save lives in immediate danger whatever the consequences for other health spend, should be applied<sup>18</sup>, even if the impact on population is negative. Population preferences around the rule of rescue within the health sector have been investigated, to assist in spending decisions around new life saving technologies, and may be considered during ‘emergency phases’ of pandemics. For example, NICE in the UK, found that most (of a small council of citizens) prioritise immediate life-saving interventions above routine health interventions. However, this prioritisation was only agreed with strict definition of criteria, and even in these circumstances there should some consideration of the extent of impact on population health overall<sup>18</sup>.

Empirical evidence on the net population health impact of C19 is emerging, suggesting at least in the short term, C19 is incurring substantial opportunity costs for other health areas in LMICs, with health sectors not being able to sufficient address both underlying financial and non-financial constraints in the time required. A study on immunisation in LMICs found that every excess C19 death during routine vaccination would be traded for over 100 deaths in children if routine vaccination ceased<sup>19</sup>. Concerns have also been raised around the impact of C19 on TB and HIV<sup>20,21</sup>. This adds to the evidence from previous epidemics of adverse impacts on malaria; it was estimated that approximately 10,000 additional malaria deaths may have resulted from the cessation of malaria treatment in Guinea, Liberia, and Sierra Leone during the Ebola epidemic<sup>22</sup>.

C19 stretches existing health sector capacity globally, but early analysis suggests the extent to which C19 services may stretch LMIC financial and health sector capacity is substantial.

A recent study estimates that if unmitigated, the total health sector costs for C19 are extremely high, ranging from 58% to 122% of current annual health spend in five LMIC cities<sup>23</sup>. Barasa *et al.* assessed the capacity of the Kenyan health system to absorb those requiring critical care due to C19 and found that critical bed requirements of C19 surge varied from 12% to 145% of current capacity across different counties in Kenya<sup>24</sup>. Moreover, hospitals in LMICs typically run at high occupancy and focus on acute care, so displaced services may have a higher opportunity cost than in high income countries (HICs). Even if large temporary hospitals can be constructed, and supplies accessed, qualified health workers will be a critical resource in many LMICs; estimates range from 13 to 56 times current capacity at an unmitigated C19 peak<sup>19</sup>. While many LMICs have now mitigated the C19, the challenges in some who have not remain substantial, with growing evidence that other critical services are being displaced.

In summary, while emerging evidence suggests within health trade-offs in LMICs will be substantial, at the moment there is little evidence available to assist policy makers respond in a way that considers overall population impact of their choices. There is an urgent need to employ health economic methods at scale to address this evidence gap; especially as new technologies are employed, and determine the optimal allocation resources during the health sector at different stages of the C19 epidemic<sup>25</sup>.

### Informing C19 policy choice considering trade-offs between health and wider economy

Most empirical evidence to inform C19 policy makers on the extent of the economic impact of C19 are derived from economic models. The ‘health economics’ and ‘macroeconomics’ professions apply different models to assess health and economic burdens. Micro-(health) economic models tend to integrate complex epidemiological models, but estimate societal costs by multiplying the time off work with rates of income loss per day off work measured by wages, or sometimes approximated using GDP per capita per day, known as the ‘human capital approach’. They can also be linked with epidemiological models to estimate numbers of households placed below the poverty line as an immediate consequence of illness and health seeking behaviour<sup>13</sup>.

Conversely, the macro-economic tradition focuses on estimating aggregate economic impact that includes the interactions between individuals and households, employing epidemic estimates produced by external models. Macroeconomic models account for consequential economic behaviour or adjustment, over time, including coping mechanisms such as household decisions to reduce costs and increase savings, workers’ decisions to participate in the workforce, and producers’ and traders’ decisions to maximise profits, to address shocks to the economy (see [Figure 1](#)). Importantly, macro-economic models allow for interaction and feedback between different economic sectors, and global macro-economic models are also able to capture the consequences of pandemics on global movement and trade.

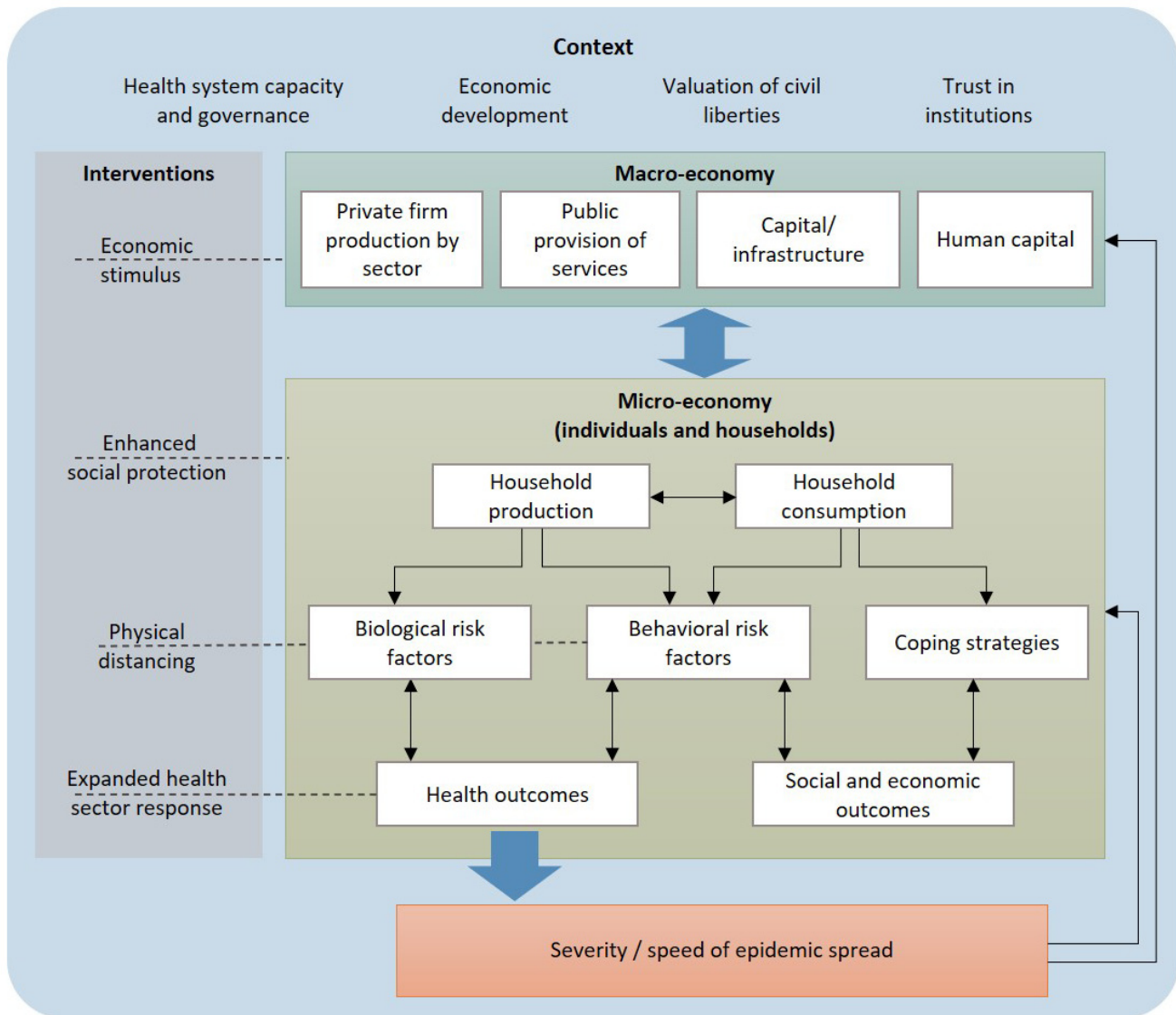
There is a long tradition of trying to integrate infectious disease modelling into macro-economic modelling to explore policy trade-offs within one model framework to inform policy makers; and incorporating health to economic to health feedbacks. Work from previous epidemics have included early studies of the macro-economic impact of the HIV pandemic<sup>26–30</sup>, which relied on epidemiological projections by World Bank, but no integrated epidemiological model. Recent models employ more elaborate epidemiological models and produce broad ranges of estimates of both health and economic impacts including summary measures in non-monetary units (e.g. symptomatic cases/hospitalizations/deaths averted, work time absenteeism, etc.) and costs (e.g. combined impacts of work absenteeism, health costs, and public mitigation and suppression interventions in local currency units)<sup>31–36</sup>. However, there remain challenges in fully integrating the dynamic feedbacks between the progression of infectious diseases and the economy over long time periods. While most macro-economic models of pandemics incorporate the epidemic projections over time, to date only one C19 study captures the feedback between the resulting economic impact to the epidemic trajectory<sup>37</sup>.

Even where the impacts of different C19 policies can be estimated in an integrated manner, the optimal balance between health and economic policy outcomes is difficult to ascertain as it is inherently value laden. There is some evidence on how populations balance the two outcomes from high income countries (HICs). For example, economists have explored how populations value health and economic welfare using a measure known as the value of statistical life (VSL). VSL estimates the amount individuals would be willing to pay for an improvement in survival, and can be used to convert health impact into monetary value: allowing for an estimate of net welfare<sup>38</sup>. VSL values are derived from surveys that aim to capture a population’s willingness to pay for a reduction in annual mortality risk, and are reported to range between 20 and 140 times GDP per capita to avoid one death<sup>39–41</sup>. Studies in the US applying VSL values to C19 control suggest a net benefit which is higher for social distancing compared to suppression strategies and that social planners should be willing to pay approximately 26% of annual (US) consumption to avoid C19 deaths<sup>39</sup>. When VSL estimates are extrapolated to LMICs, net benefits that are considerably reduced compared to HICs, although still remain positive<sup>42</sup>. However, these estimates only point to a general direction as VSL estimates are not generally available for LMIC populations<sup>42</sup>. Moreover, VSL is controversial, as it is narrowly focussed on mortality and does not consider values around years of life lost and morbidity, and is highly sensitive to individual income. The current evidence base and methods on the valuation of health versus economic welfare in LMICs therefore remains woefully inadequate, and even where models provide joint health and economic outputs, careful decision processes are required to ensure these are weighed correctly (see section on governance below).

### Estimating the impact of C19 without intervention – analytical approaches

The starting point of any empirical analysis of C19 policy on both health and economic welfare is to understand the



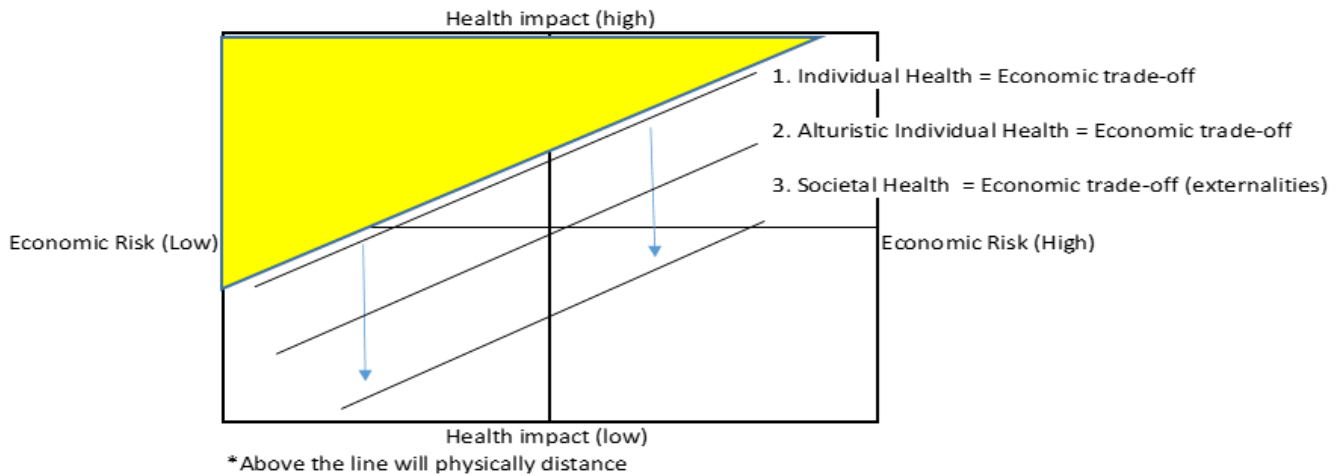


**Figure 1.** The scope of micro- and macro-economic models of Covid-19.

base case, or the unmitigated C19 impact on the economy or poverty or the ‘cost of illness’. Previous unmitigated pandemics have had substantial economic and poverty impacts. A challenge in estimating the impact of unmitigated pandemics is predicting how individuals judge and act when facing both health and economic risks<sup>43</sup>. In simple terms, [Figure 2](#) illustrates incremental impact on behaviour of public health policy in the face of C19 risk. [Figure 2](#) divides the population into four groups depending on the level of individual health and economic risk they face. Most of those with a high health risk but little economic risk may voluntarily choose to physical distance (all individuals above line 1). If individuals are altruistic that may increase their propensity to stay in (all individuals above line 2). However, for many either the economic risk will be too high, or the health risk too low, so they

may not stay in and spread the disease and harm others (externalities). In this case public health policy may intervene and enforce physical distancing, or alternatively use social protection to reduce individuals’ economic risk, resulting in all individuals above line 3 distancing. The central point being that the economic cost and health impact of the public policy are the costs of moving the line from 2 to 3, and the costs of illness and health impact of C19 are those above line 2.

During the early stages of the HIV pandemic, several macro-economic studies aimed to estimate the costs of illness of HIV in LMICs. Estimates varied by setting, but ranged from approximately 1-5% of GDP<sup>26-28</sup>. For example, for Cameroon it was estimated that the loss of skilled workers from HIV would reduce annual economic growth by 1.7% per annum<sup>44</sup>.



**Figure 2.** Incremental impact of Covid-19 response on compliance with physical distancing.

Similarly, macroeconomic studies of an unmitigated repeat of the UK flu pandemics from 1957 and 1968 was estimated to be short-lived and, in the worst-case scenario, to constitute a loss of 9.5% of quarterly GDP or a loss of 2.5% of annual GDP in the UK, most of which is due to population coping responses (self-imposed physical distancing)<sup>32</sup>.

Estimates from the UK suggest that unmitigated C19, with no behaviour change, could result in 490,000 fatalities and impose a direct health-related economic burden of £39.6bn on the UK economy in 2020 (1.7% of GDP), excluding the impact to non-health sectors<sup>31</sup>. There are no macro-economic studies examining the consequences of an unmitigated epidemic in LMICs. Micro-economic estimates of the cost of illness of C19 suggest that an unmitigated C19 epidemic would incur a substantial cost of illness in the first year<sup>23</sup>. Households affected by C19 incur costs due to time off work from sickness and incur costs from death. While many C19 deaths occur in older age groups, co-morbidities in working-age (and poor) segments in LMICs may mean that substantial proportions of households may still suffer income losses from an unmitigated C19 epidemic<sup>23</sup>.

#### Assessing the economic impact C19 intervention – analytical approaches

Micro-economic models of C19<sup>45</sup> and initial observational data suggest that the immediate direct impact on poverty of widespread physical distancing or ‘lock down’ will be substantial in LMICs<sup>46</sup>. Two macro-economic modelling approaches have also been used to date to explore the macro-economic impact of such policies in LMICs. First, aggregate dynamic stochastic general equilibrium (DSGE) models have been used to focus on characterising optimal social planning and explore the balance between economic and health burdens at an aggregate level<sup>40,41,47–49</sup>. For example, the early use of DSGE models in the US suggested that the scale-up of testing could reduce the economic costs of current lockdown by 2% of

GDP<sup>41</sup>, and that the optimal levels of US teleworking could approach 40% at peak levels<sup>40</sup>.

Second, multi-sector computable general equilibrium (CGE) models have explored the economic impact of C19 considering interactions between different sectors (e.g. social distancing-related sector-specific business and school closures, and private mitigation behaviours including reduced demand for entertainment, recreational activities, etc.) CGE model applications to infectious diseases are numerous and stretch back to the early stages of the HIV epidemic. The first global CGE applications to respiratory pandemic diseases appeared in the early-2000s, including analyses of SARS<sup>50</sup> and pandemic influenza<sup>51</sup>. Early studies of macro-economic impact in the UK estimated that the period of lockdown would reduce deaths by 95%, but increase the total cost to the UK economy, in 2020, to 29.2% of GDP unless additional mitigating economic policies were put in place to reduce economic co-harms of the suppression strategy<sup>31</sup>. In comparison, mitigation strategies imposed for 12 weeks would reduce deaths by 29%, but with a total cost of 13.5% of GDP.

Globally a 2.5% drop in GDP is estimated for LMICs, and if C19 continues, in the longer-term LMICs (excl. China) could suffer a 4.8% in GDP<sup>52</sup>. There is, however, still a dearth of work examining the integrated health and macro-economic impact of different public health policies in LMICs. None of the macro-economic studies for LMICs to date explicitly consider disaggregated impact for different population groups and specifically estimate the numbers of households falling into poverty. Yet, there is substantial evidence from other infectious diseases that suggests this impact may be high. For example, between 27-83% of households affected by tuberculosis in LMICs experience costs that are catastrophic (defined as exceeding 20% of household income)<sup>53</sup>. Households encountering catastrophic costs due to poor health often respond by adopting coping strategies, which can potentially cause further

long term harm, including drawing high-interest loans, selling productive assets (such as livestock), or taking children out of school<sup>54</sup>.

### The need for context specific evidence from LMICs

Any health economic evidence generated to inform C19 policy needs to reflect the specific structural features of different LMIC economies and health sectors, including the values of specific populations. However, during a pandemic this presents a sizeable challenge given the large numbers of countries involved and limited capacity both to generate and conduct health economic analyses. We therefore identify below the critical and urgent context specific data needs required to inform the applications of modelling efforts outlined above to LMICs.

#### Population characteristics

Fundamentally, any modelling outcomes estimating economic and health trade-offs around the C19 response will be driven by the overlap between populations that are most at risk of infection, at risk of dying, at risk of transmitting C19 or provide most risk to the economy (or vulnerable to income-related shocks). Figure 3 extends Figure 1 to include not just the health risks faced by the individuals, but the risk that they cause harm to others. The yellow shaded area is the population who complies with physical distancing, but do not consider their harm to others. In this example a whole segment of the population who is at high risk of transmission, but has high economic risk and low individual health risk do not comply.

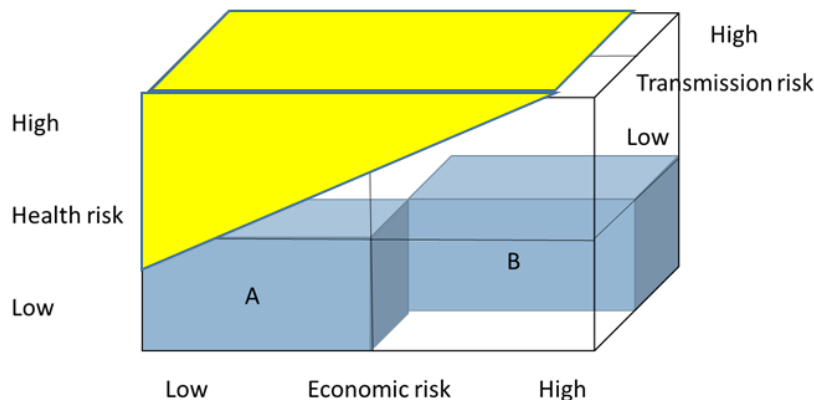
The three dimensions of risk factors are in turn are determined by a combination of biology and social and economic behaviour, that may be correlated (e.g. socioeconomically disadvantaged groups may be more likely to be in poor health and therefore susceptible to severe disease). The challenge for LMIC policy makers, and the scientists/economists who support them, is to

better identify these interactions, and develop an understanding that these relationships are dynamic. In other infectious diseases, the relationship between economic risk and these two dimensions of health risk, and the mixing between these populations has been pivotal in how pandemics progress over time, with diseases becoming endemic in populations with high economic risk<sup>55</sup>.

Estimates of C19 transmission are best made estimated dynamically and predictions of the epidemic curve made by country. C19 transmission models currently rely on population specific demographic data<sup>56</sup> and often on non- context specific social contact patterns, using synthetic contact matrices that extrapolate survey data from other settings based on household and societal characteristics<sup>57</sup>. To estimate and understand both health and economic impact, setting specific data on how social contacts vary by population groups and socio-economic status is urgently required. For example, the probability of being infected by a particular person is likely to be higher for those in close and regular contact (e.g. household contacts) or those in overcrowded working and living conditions; but we know little about how those in these conditions interact with different population groups.

#### Household capacity and resilience

There is also an urgent need to understand the many context specific barriers that prevent individuals, households and firms from complying with C19 policies optimally and may make trade-offs between health and economic welfare more severe, particularly for poor populations. Epidemiological models can also be used to explore and identify between economic risk and disease, but still require primary data to identify explicit links between the specific constraint and disease related behaviour and progression<sup>58</sup>. Stigma and mental health issues may constrain the ability of individuals to protect themselves. The extent of trust in institutions and social values may influence



**Figure 3.** Impact on compliance, including transmission risk.



the extent of adherence to physical distancing. Even when willingness is there, there may be demand side constraints related to economic status, including the affordability and allocation of goods that protect against C19 infection to those most in need, such as basic commodities for hand washing and face-masks. Housing conditions may also be a critical constraint; for example, in many urban informal settlements in LMICs, houses are crowded and one-roomed and have shared and/or outdoor toilets and water sources, making stringent physical distancing impossible.

There are also a wide range of factors that influence the resilience (and reduce the economic risk) of employed households to mitigate economic impacts, including access to loans at affordable interest rates, employment conditions, and the ability to sell assets<sup>59</sup>. However, for households relying on daily subsistence income, or on foreign remittances, the poverty impact of being unable to work may be severe. While many HIC countries have strong social protection mechanisms in place, many LMICs have weaker mechanisms for providing emergency transfers to populations<sup>60</sup>. There is a substantial body of economic evidence on the extent to which cash transfers and social protection in LMICs both impact health outcomes and reduce economic risk, which can support governments to design appropriate mechanisms<sup>58,61–65</sup>, and methods such as benefit incidence that can capture the way in which costs and benefits of different public policies impact different population groups<sup>66,67</sup>.

#### Health sector burden and capacity

Case fatality risks for C19 are also dependent on local health services and the existing disease burden/co-morbidities, which

vary substantially by setting and may also be correlated with economic status<sup>68,69</sup>. Yes, there is a dearth of information on how different socio-economic groups are accessing both C19 and non-C19 services. In some settings the limiting health system constraint may, however, not be bed capacity, but staff, oxygen, medicines, or protective equipment<sup>24</sup>. Other elements of capacity such as the strength of the surveillance and testing systems may allow governments to exit physical distancing at an earlier point in the epidemic and reduce economic losses. However, depending on both physical and financial access these may also be less accessible to poorer populations. Previous studies on TB provide an example of how to characterise these constraints<sup>25,70</sup> and explore their impact on infectious disease trajectories and the eventual cost-effectiveness of different interventions<sup>71</sup>.

#### Improving the governance for assessing C19 policies

LMIC governments will need to continuously refine their policies to align with how their populations value health, economic welfare and different dimensions of health. C19 has brought difficult trade-offs, commonly faced by the health sector, to the forefront of public scrutiny. There are several standard frameworks that are typically used to ensure that health policy processes operate in an evidence-based, accountable, and fair manner considering both economic and epidemiological evidence. The analytical frameworks for designing such processes have been developed in the context of HTA in HICs, but also applied in LMICs such as Thailand and Indonesia<sup>72</sup>.

**Table 1** illustrates the types of health and economic trade-offs facing LMICs when making policy choices on social

**Table 1. Framework for policy trade-offs in the Covid-19 response (with examples).**

Policy choices/ public goals	Health		Economic welfare	Social welfare
	Impact on Covid-19 related health	Impact on other diseases		
Physical distancing <sup>#</sup>	Reduced infections in overall population	Increased mental health problems because of isolation; improved health through improved air pollution	Reduced household income and consumption through reduced tourism, export, foreign direct investment and inflationary pressure	Compromised civil liberties; unrest; food insecurity
School closure	Reduced infections in children; reduced infections in overall population	Increased mental health problems because of isolation	Reduced income if parents have to take time off work without compensation; loss of income for education sector workers if they are not compensated; increased demand for substitutes like online education	Increased exposure of children to violence and exploitation; poor nutrition if children rely on meals provided at schools; stress for teachers for creating and maintaining online learning; challenges measuring and validating learning.
Expanded health sector response	Reduced mortality and morbidity	Treatment delays	Increased health insurance premiums	Displacement of other public expenditure, such as on culture.

<sup>#</sup> Various physical distancing policies are possible, depending on duration and restrictions. Such policies have different impacts on public goals and could be listed as different policy choices here.

distancing, school closure and expanding health sector capacity to address C19. In their choices, policy makers would ideally maximize public goals such as health, economic welfare and social welfare - yet, in reality, choices impact differently on these goals. Formalised structured decision-making tools such as multi criteria decision analysis (MCDA) can support policy makers in making their choices, and [Table 1](#) provides the starting point of this approach based on the public goals as mentioned in this paper. A complete MCDA would provide a comprehensive overview of the performance of policy choices on all public goals (possibly involving scoring of the performance and weighing of public goals), as input for the policy making process. Yet, given the urgency of C19 response, policy makers may not be able to conduct a complete MCDA and will make the trade-offs in a more deliberative manner<sup>73</sup>.

At the core of deliberative approaches is the recognition that policy makers are accountable to the populations they serve and thus need to ensure a legitimate decision-making process. Legitimacy here refers to the reasonableness, or fairness, of policy choices as perceived by stakeholders, which is an important prerequisite for broad societal support for these policies<sup>73,74</sup>. For example, the decision whether or not to enforce social distancing should include a consideration of the (potentially competing) interests of people and sectors with varying levels of health and economic vulnerability. Stakeholders are likely to have a wide range of social values and interests that result in different perceptions of what makes particular C19 policy choices valuable, for example limiting the spread of the epidemic, reducing impact on business, and limiting social expenditure. In such processes, stakeholders may reasonably disagree on what values can be used to guide decisions, often explicitly identifying a diverse range of criteria by which to assess policy<sup>9</sup>.

The combination of the complex mesh of trade-offs, described in previous sections, and the wide range of social values, discussed above, indicates that there is a need for careful deliberative processes in which all stakeholders can meaningfully participate and their values be considered, informed as much as possible by evidence. Such processes should be transparent in the sense that there is clarity between which stakeholders and values are involved, what the available evidence is (and its quality), and how decisions are being taken. The decisions themselves should be made available to the public, including

the evidence presented and its argumentation, to ensure public engagement, debate and support for the resulting C19 response. However, given the urgency of the decision-making, such broad consultative processes may not always be feasible and may depend on the stage of the epidemic. At the minimum, policy makers should include key stakeholders representing the health, economic and social dimensions of welfare in its advisory committee to adequately consider all related trade-offs, alongside scientific and economic evidence.

## Conclusion

LMIC policy makers face major challenges in defining their optimal policy response to C19. We call for increased investment in health economics evidence and evidence informed deliberative policy decisions that consider both health and economic impact. The need is acute in LMICs given the dearth of information and lack of access to both data and joint epidemiological and economic decision support models. There is a risk that countries are forced to rely on qualitative debate, or simple analytical approaches to make decisions, often with severe consequences.

We have highlighted the large body of previous work that can form the basis of that evidence generation to support C19 policy in LMICs, which demonstrates emerging collaboration between economists and epidemiologists, both within the scientific community and the policy arena. Critical priorities include: creating greater capacity (specifically in LMICs) to conduct combined economic and epidemiological modelling and support government decisions; parameterising models with enhanced mapping of social contact data that includes economic status; tracking of the opportunity costs incurred in the health sector, including an improved understanding of the effectiveness of lower cost health sector intervention; economic evaluation to estimate the value of new C19 technologies that fully considers future risk; and communications to support decision makers and the general public understand the uncertainty and evidence quality of current models. However, ultimately, while scientists and academics can generate evidence, and enquire and explore the values of populations, trade-offs between health, populations and the economy require transparent and consultative processes if population welfare is to be protected during the C19 crisis.

## Data availability

No data are associated with this article.

## References

1. World Health Organisation: **Country and Technical Guidance - Coronavirus disease (COVID-19)**. 2020. [Reference Source](#)
2. Kaur G, Prinja S, Lakshmi PVM, *et al.*: **Criteria Used for Priority-Setting for**
3. Li R, Hernandez-Villafuerte K, Towse A, *et al.*: **Mapping Priority Setting in**

**Public Health Resource Allocation in Low- and Middle-Income Countries: A Systematic Review.** *Int J Technol Assess Health Care.* 2019; **35**(6): 474–483. [PubMed Abstract](#) | [Publisher Full Text](#)

- Health in 17 Countries Across Asia, Latin America, and sub-Saharan Africa.** *Health Syst Reform.* 2016; **2**(1): 71–83.  
[PubMed Abstract](#) | [Publisher Full Text](#) | [Free Full Text](#)
4. Tantivess S, Chalkidou K, Tritasavit N, *et al.*: **Health Technology Assessment capacity development in low- and middle-income countries: Experiences from the international units of HITAP and NICE [version 1; peer review: 2 approved].** *F1000Res.* 2017; **6**: 2119.  
[PubMed Abstract](#) | [Publisher Full Text](#) | [Free Full Text](#)
  5. Isaranuwatthai W, Li R, Glassman A, *et al.*: **Disease Control Priorities Third Edition: Time to Put a Theory of Change Into Practice Comment on “Disease Control Priorities Third Edition Is Published: A Theory of Change Is Needed for Translating Evidence to Health Policy”.** *Int J Health Policy Manag.* 2019; **8**(2): 132–135.  
[PubMed Abstract](#) | [Publisher Full Text](#) | [Free Full Text](#)
  6. Watkins DA, Nugent R, Saxenian H, *et al.*: In: *Disease Control Priorities: Improving Health and Reducing Poverty.* 3rd edition. Washington (DC): The International Bank for Reconstruction and Development / The World Bank; 2017 Nov 27. Chapter 2. 2017.  
[PubMed Abstract](#) | [Publisher Full Text](#)
  7. Glassman A, Giedion U, Smith P: **What’s In, What’s Out: Designing Benefits for Universal Health Coverage.** (Center for Global Development). 2018.  
[Reference Source](#)
  8. Terwind F, Rajan D, Soucat A: **Priority-setting for national health policies, strategies and plans.** In: *Strategizing national health in the 21st century: a handbook.* (eds G Schmets, D Rajan, & S Kadandale) (Geneva: World Health Organization). 2016.  
[Reference Source](#)
  9. Oortwijn W, Jansen M, Baltussen R: **Use of Evidence-Informed Deliberative Processes by Health Technology Assessment Agencies Around the Globe.** *Int J Health Policy Manag.* 2020; **9**(1): 27–33.  
[PubMed Abstract](#) | [Publisher Full Text](#) | [Free Full Text](#)
  10. Asaria M, Griffin S, Cookson R: **Distributional Cost-Effectiveness Analysis: A Tutorial.** *Med Decis Making.* 2016; **36**(1): 8–19.  
[PubMed Abstract](#) | [Publisher Full Text](#) | [Free Full Text](#)
  11. Cookson R, Mirelman AJ, Griffin S, *et al.*: **Using Cost-Effectiveness Analysis to Address Health Equity Concerns.** *Value Health.* 2017; **20**(2): 206–212.  
[PubMed Abstract](#) | [Publisher Full Text](#) | [Free Full Text](#)
  12. Verguet S, Kim JJ, Jamison DT: **Extended Cost-Effectiveness Analysis for Health Policy Assessment: A Tutorial.** *Pharmacoeconomics.* 2016; **34**(9): 913–923.  
[PubMed Abstract](#) | [Publisher Full Text](#) | [Free Full Text](#)
  13. Verguet S, Riumallo-Herl C, Gomez GB, *et al.*: **Catastrophic costs potentially averted by tuberculosis control in India and South Africa: a modelling study.** *Lancet Glob Health.* 2017; **5**(11): e1123–e1132.  
[PubMed Abstract](#) | [Publisher Full Text](#) | [Free Full Text](#)
  14. Sanders GD, Neumann PJ, Basu A, *et al.*: **Recommendations for Conduct, Methodological Practices, and Reporting of Cost-effectiveness Analyses: Second Panel on Cost-Effectiveness in Health and Medicine.** *JAMA.* 2016; **316**(10): 1093–1103.  
[PubMed Abstract](#) | [Publisher Full Text](#)
  15. Beutels P, Edmunds WJ, Smith RD: **Partially wrong? Partial equilibrium and the economic analysis of public health emergencies of international concern.** *Health Econ.* 2008; **17**(11): 1317–1322.  
[PubMed Abstract](#) | [Publisher Full Text](#)
  16. Drummond MFS, Claxton MJ, Stoddart K, *et al.*: **Methods for the Economic Evaluation of Health Care Programmes.** Fourth Edition. 4th edn, (Oxford University Press). 2015.  
[Reference Source](#)
  17. Briggs AG, Kirwin D, Meacock E, *et al.*: **Estimating QALY losses associated with deaths: with application to COVID-19.** In: *submission at Health Economics.* 2020.
  18. Collier PSO: **The moral and fiscal implications of antiretroviral therapies for HIV in Africa.** *Oxford Economic Papers.* 2018; **70**: 353–374.  
[Reference Source](#)
  19. Abbas KM, Procter S, van Zandvoort K, *et al.*: **Benefit-risk analysis of health benefits of routine childhood immunisation against the excess risk of SARS-CoV-2 infections during the Covid-19 pandemic in Africa.** (LSHTM CMMID). 2020.  
[Publisher Full Text](#)
  20. McQuaid FMN, Read JM, Sumner T: **Contacts or care? Impact of COVID-19-related disruption on tuberculosis burden.** In: *submission* 2020.
  21. Jewell BL, Smith JA, Hallett TB: **The Potential Impact of Interruptions to HIV Services: A Modelling Case Study for South Africa.** *medRxiv.* 2020.  
[Publisher Full Text](#)
  22. Walker PG, White MT, Griffin JT, *et al.*: **Malaria morbidity and mortality in Ebola-affected countries caused by decreased health-care capacity, and the potential effect of mitigation strategies: a modelling analysis.** *Lancet Infect Dis.* 2015; **15**(7): 825–832.  
[PubMed Abstract](#) | [Publisher Full Text](#) | [Free Full Text](#)
  23. Davies NG, Sweeney S, Torres-Rueda S, *et al.*: **The impact of Coronavirus disease 2019 (COVID-19) on health systems and household resources in Africa and South Asia.** In: *submission* 2020.  
[Publisher Full Text](#)
  24. Barasa EW, Ouma PO, Okiro EA: **Assessing the Hospital Surge Capacity of the Kenyan Health System in the Face of the COVID-19 Pandemic.** *medRxiv.* 2020.  
[Publisher Full Text](#)
  25. Sandmann FG, Robotham JV, Deeny SR, *et al.*: **Estimating the opportunity costs of bed-days.** *Health Econ.* 2018; **27**(3): 592–605.  
[PubMed Abstract](#) | [Publisher Full Text](#) | [Free Full Text](#)
  26. Cuddington JT: **Modeling the macroeconomic effects of AIDS, with an application to Tanzania.** *World Bank Econ Rev.* 1993; **7**(2): 173–189.  
[PubMed Abstract](#) | [Publisher Full Text](#)
  27. Cuddington JT: **Further results on the macroeconomic effects of AIDS: the dualistic, labor-surplus economy.** *World Bank Econ Rev.* 1993; **7**(3): 403–417.  
[PubMed Abstract](#) | [Publisher Full Text](#)
  28. Cuddington JT, Hancock JD: **Assessing the impact of AIDS on the growth path of the Malawian economy.** *J Dev Econ.* 1994; **43**(2): 363–368.  
[PubMed Abstract](#) | [Publisher Full Text](#)
  29. Cuddington JT, Hancock JD: **The macroeconomic impact of AIDS in Malawi: a dualistic, labour surplus economy.** *J Afr Econ.* 1995; **4**(1): 1–28.  
[PubMed Abstract](#) | [Publisher Full Text](#)
  30. Cuddington JT, Hancock JD, Rogers C: **A Dynamic Aggregative Model of the AIDS epidemic with Possible Policy Interventions.** *J Policy Model.* 1994; **16**(5): 473–496.  
[Publisher Full Text](#)
  31. Keogh-Brown MR, Jensen HT, Edmunds WJ, *et al.*: **The impact of Covid-19, associated behaviours and policies on the UK economy: a computable general equilibrium model.** *SSM Popul Health.* 2020; 100651.  
[PubMed Abstract](#) | [Publisher Full Text](#) | [Free Full Text](#)
  32. Keogh-Brown MR, Smith RD, Edmunds JW, *et al.*: **The macroeconomic impact of pandemic influenza: estimates from models of the United Kingdom, France, Belgium and The Netherlands.** *Eur J Health Econ.* 2010; **11**(6): 543–554.  
[PubMed Abstract](#) | [Publisher Full Text](#)
  33. Keogh-Brown MR, Wren-Lewis S, Edmunds WJ, *et al.*: **The possible macroeconomic impact on the UK of an influenza pandemic.** *Health Econ.* 2010; **19**(11): 1345–1360.  
[PubMed Abstract](#) | [Publisher Full Text](#)
  34. Smith RD, Keogh-Brown MR: **Macroeconomic impact of pandemic influenza and associated policies in Thailand, South Africa and Uganda.** *Influenza Other Respir Viruses.* 2013; **7**Suppl 2(Suppl 2): 64–71.  
[PubMed Abstract](#) | [Publisher Full Text](#) | [Free Full Text](#)
  35. Smith RD, Keogh-Brown MR, Barnett T: **Estimating the economic impact of pandemic influenza: An application of the computable general equilibrium model to the U.K.** *Soc Sci Med.* 2011; **73**(2): 235–244.  
[PubMed Abstract](#) | [Publisher Full Text](#) | [Free Full Text](#)
  36. Smith RD, Keogh-Brown MR, Barnett T, *et al.*: **The economy-wide impact of pandemic influenza on the UK: a computable general equilibrium modelling experiment.** *BMJ.* 2009; **339**: b4571.  
[PubMed Abstract](#) | [Publisher Full Text](#) | [Free Full Text](#)
  37. Smith RD, Keogh-Brown MR, Chico MR, *et al.*: **Will more of the same achieve malaria elimination? Results from an integrated macroeconomic-epidemiological-demographic model.** *Am J Trop Med Hyg.* 2020. (in press).  
[PubMed Abstract](#) | [Publisher Full Text](#)
  38. Hammit JK: **Premature deaths, statistical lives, and the economic value of mortality risk.** Harvard Center for Risk Analysis. 2020.  
[Reference Source](#)
  39. Hall, RE, Jones CI, Klenow PJ: **Trading Off Consumption and COVID-19 Deaths.** Stanford University and NBER, 2020.  
[Reference Source](#)
  40. Jones C, Philippon T, Venkateswaran V: **Optimal Mitigation Policies in a Pandemic: Social Distancing and Working From Home.** National Bureau of Economic Research, Cambridge, MA, 2020.  
[Reference Source](#)
  41. Alvarez FE, Argente D, Lippi F: **A Simple Planning Problem for COVID-19 Lockdown.** NBER Working Paper No. 26981. National Bureau of Economic Research, Cambridge MA, U.S.A, 2020.  
[Reference Source](#)
  42. Barnett-Howell ZM, Mobarak AM: **Should Low-Income Countries Impose the Same Social Distancing Guidelines as Europe and North America to Halt the Spread of COVID-19?** Yale University and Y-RISE, 2020.  
[Reference Source](#)
  43. Brug J, Aro AR, Richardus JH: **Risk perceptions and behaviour: towards pandemic control of emerging infectious diseases: international research on risk perception in the control of emerging infectious diseases.** *Int J Behav Med.* 2009; **16**(1): 3–6.  
[PubMed Abstract](#) | [Publisher Full Text](#) | [Free Full Text](#)
  44. Kambou G, Devarajan S, Over M: **The Economic Impact of AIDS in an African country: Simulations with a Computable General Equilibrium model of Cameroon.** *J Afr Econ.* 1992; **1**(1): 109–130.  
[Publisher Full Text](#)
  45. Wang Q, Shi N, Huang J: **Effectiveness and cost-effectiveness of public health measures to control COVID-19: a modelling study.** *medRxiv.* 2020.  
[Publisher Full Text](#)
  46. Shlomai A, Leshno A, Sklan EH, *et al.*: **Global versus focused isolation during the SARS-CoV-2 pandemic-A cost-effectiveness analysis.** *medRxiv.* 2020.  
[Publisher Full Text](#)

47. Eichenbaum MS, Rebelo S, Trabandt M: **The Macroeconomics of Epidemics**. National Bureau of Economic Research, 2020.  
[Reference Source](#)
48. Jones C, Philippon T, Venkateswaran V: **A note on efficient mitigation policies**. 2020.
49. Atkeson A: **What Will be the Economic Impact of COVID-19 in the US? Rough Estimates of Disease Scenarios**. National Bureau of Economic Research, Cambridge MA., 2020.  
[Reference Source](#)
50. Lee J, McKibbin W: **Globalization and Disease: The Case of SARS**. *Asian Economic Papers*. 2004; **3**(1): 113–131.  
[Publisher Full Text](#)
51. Sidorenko AA, McKibbin WJ: **Global Macroeconomic Consequences of Pandemic Influenza**. Lowy Institute For International Policy, 2006.  
[Reference Source](#)
52. Maliszewska M, Mattoo A, van der Mensbrugge D: **The Potential Impact of COVID-19 on GDP and Trade**. World Bank Policy Research Working Paper No. 9211. World Bank, Washington DC, 2020.  
[Publisher Full Text](#)
53. World Health Organisation: **Global Tuberculosis Report**. World Health Organisation Geneva, Switzerland, 2019.  
[Reference Source](#)
54. Sweeney S, Mukora R, Candfield S, *et al.*: **Measuring income for catastrophic cost estimates: Limitations and policy implications of current approaches**. *Soc Sci Med*. 2018; **215**: 7–15.  
[PubMed Abstract](#) | [Publisher Full Text](#) | [Free Full Text](#)
55. Medley GF, Vassall A: **When an emerging disease becomes endemic**. *Science*. 2017; **357**(6347): 156–158.  
[PubMed Abstract](#) | [Publisher Full Text](#)
56. Imperial College: **Nowcasts of C19 accross LMICs**. 2020.  
[Reference Source](#)
57. Prem K, Cook A, Jit M: **Projecting social contact matrices in 152 countries using contact surveys and demographic data**. *PLoS Comput Biol*. 2017; **13**(9): e1005697.  
[PubMed Abstract](#) | [Publisher Full Text](#) | [Free Full Text](#)
58. Boccia D, Rudgard W, Shrestha S, *et al.*: **Modelling the impact of social protection on tuberculosis: the S-PROTECT project**. *BMC Public Health*. 2018; **18**(1): 786.  
[PubMed Abstract](#) | [Publisher Full Text](#) | [Free Full Text](#)
59. Government U.K: **Measuring resilience**. 2016.  
[Reference Source](#)
60. Loayza NV, Pennings SM: **Macroeconomic Policy in the Time of COVID-19: A Primer for Developing Countries**. World Bank Malaysia hub. 2020.  
[Reference Source](#)
61. Baird SJ, Garfein RS, McIntosh CT, *et al.*: **Effect of a cash transfer programme for schooling on prevalence of HIV and herpes simplex type 2 in Malawi: a cluster randomised trial**. *Lancet*. 2012; **379**(9823): 1320–1329.  
[PubMed Abstract](#) | [Publisher Full Text](#)
62. Boccia D, Hargreaves J, Lönnroth K, *et al.*: **Cash transfer and microfinance interventions for tuberculosis control: review of the impact evidence and policy implications**. *Int J Tuberc Lung Dis*. 2011; **15** Suppl 2(Suppl 2): 37–49.  
[PubMed Abstract](#) | [Publisher Full Text](#) | [Free Full Text](#)
63. Boccia D, Pedrazzoli D, Wingfield T, *et al.*: **Towards cash transfer interventions for tuberculosis prevention, care and control: key operational challenges and research priorities**. *BMC Infect Dis*. 2016; **16**: 307.  
[PubMed Abstract](#) | [Publisher Full Text](#) | [Free Full Text](#)
64. Carter DJ, Glaziou P, Lönnroth K, *et al.*: **The impact of social protection and poverty elimination on global tuberculosis incidence: a statistical modelling analysis of Sustainable Development Goal 1**. *Lancet Glob Health*. 2018; **6**(5): e514–e522.  
[PubMed Abstract](#) | [Publisher Full Text](#) | [Free Full Text](#)
65. Carter DJ, Daniel R, Torrens AW, *et al.*: **The impact of a cash transfer programme on tuberculosis treatment success rate: a quasi-experimental study in Brazil**. *BMJ Glob Health*. 2019; **4**(1): e001029.  
[PubMed Abstract](#) | [Publisher Full Text](#) | [Free Full Text](#)
66. Asante A, Price J, Hayen A, *et al.*: **Equity in Health Care Financing in Low- and Middle-Income Countries: A Systematic Review of Evidence from Studies Using Benefit and Financing Incidence Analyses**. *PLoS One*. 2016; **11**(4): e0152866.  
[PubMed Abstract](#) | [Publisher Full Text](#) | [Free Full Text](#)
67. Wiseman V, Asante A, Price J, *et al.*: **Ten best resources for conducting financing and benefit incidence analysis in resource-poor settings**. *Health Policy Plan*. 2015; **30**(8): 1053–1058.  
[PubMed Abstract](#) | [Publisher Full Text](#)
68. The OpenSAFELY Collaborative, Williamson E, Walker AJ, *et al.*: **OpenSAFELY: factors associated with COVID-19-related hospital death in the linked electronic health records of 17 million adult NHS patients**. *medRxiv*. 2020.2005.2006.20092999.  
[Publisher Full Text](#)
69. Clark A, Jit M, Warren-Gash C, *et al.*: **How many are at increased risk of severe COVID-19 disease? Rapid global, regional and national estimates for 2020**. In: *submission*. 2020.  
[Publisher Full Text](#)
70. Bozzani FM, Mudzengi D, Sumner T, *et al.*: **Empirical estimation of resource constraints for use in model-based economic evaluation: an example of TB services in South Africa**. *Cost Eff Resour Alloc*. 2018; **16**: 27.  
[Publisher Full Text](#)
71. Sumner T, Bozzani F, Mudzengi D, *et al.*: **Estimating the Impact of Tuberculosis Case Detection in Constrained Health Systems: An Example of Case-Finding in South Africa**. *Am J Epidemiol*. 2019; **188**(6): 1155–1164.  
[PubMed Abstract](#) | [Publisher Full Text](#) | [Free Full Text](#)
72. Tromp N, Prawiranegara R, Siregar A, *et al.*: **Translating international HIV treatment guidelines into local priorities in Indonesia**. *Trop Med Int Health*. 2018; **23**(3): 279–294.  
[PubMed Abstract](#) | [Publisher Full Text](#)
73. Baltussen R, Jansen MPM, Bijlmakers L, *et al.*: **Value Assessment Frameworks for HTA Agencies: The Organization of Evidence-Informed Deliberative Processes**. *Value Health*. 2017; **20**(2): 256–260.  
[PubMed Abstract](#) | [Publisher Full Text](#)
74. Daniels N, Sabin J: **Limits to health care: fair procedures, democratic deliberation, and the legitimacy problem for insurers**. *Philos Public Aff*. 1997; **26**(4): 303–350.  
[PubMed Abstract](#) | [Publisher Full Text](#)

# Open Peer Review

Current Peer Review Status: ?

---

## Version 1

Reviewer Report 11 December 2020

<https://doi.org/10.21956/wellcomeopenres.18017.r41523>

© 2020 Chalkidou K. This is an open access peer review report distributed under the terms of the [Creative Commons Attribution License](#), which permits unrestricted use, distribution, and reproduction in any medium, provided the original work is properly cited.



**Kalipso Chalkidou**

<sup>1</sup> Global Health and Development Team, Imperial College London, London, UK

<sup>2</sup> Global Health Policy, Center for Global Development, London, UK

Timely and well written piece well worth indexing. A few comments on additional refs/points of view (with apologies for self referencing!) below:

1. In the list (1-7) presented early on a few points on (1) where the *'health as usual' i.e. current levels of population* may need explaining; on (2) where I wonder if you could make your examples a bit more explicit/obvious? e.g. relationship between poverty and unemployment on one hand and neonatal mortality or preventable deaths? e.g. <sup>1</sup>; (3-4) Not sure how 3 and 4 are different.
2. In the assessing trade offs across health sector section, and though you do a lot of this below, I wonder whether you might want to reference non COVID health costs of the COVID response. You do cite below work on TB HIV malaria vaccination MCH etc. from LMICs but also work on cancer and other NCDs n HICs - e.g. <sup>2</sup> not specific to COVID, <sup>3</sup> perhaps also worth citing [this](#) and [this](#) where these are summed up. Also <sup>4</sup> from OECD and [this](#) etc.
3. At the end of this section you discuss lack of evidence; and whilst you do introduce the importance of process later on I wonder whether it is the lack of evidence or rather of a process which brings all the evidence together - in a sense if the focus of media/gov is on COVID then the rule of rescue is applied to COVID alone with limited consideration of the invisible costs on other conditions...so we need a process first perhaps? Which may well also boost the evidence base? Again you discuss below but perhaps raise the issue (which is the centre piece of the analysis) early on?
4. Where you discuss micro (health) econ models, is it worth discussing here the trade offs of COVID tech adoption from drugs to tests to the vaccine(s)? E.g. [this](#), <sup>5</sup>, perhaps also <sup>6</sup> and Cam's piece?
5. On VSL - You do discuss the controversy of VSL - in the context of the UK a VSL approach



would mean move to a Cancer Drugs Fund for absolutely everything NICE considers. I am not sure how one can put in perspective the magnitude of VSL estimates vs the reality of the NHS (and worse even) a LMIC health budget. Worth doing though.

6. Same section where you discuss health vs economic welfare indeed - I wonder also whether you want to discuss other refs here giving a negative net benefit or offer a more nuanced approach (i.e. suggest cut offs beyond which things cease to be CE etc.) - for HICs and LMICs eg [7](#), [this](#), [8](#), [9](#) and similar work undertaken in Malawi. I have serious issues with VSL in the UK and LMICs (worse even extrapolating from overestimated UK and US estimates!) to the extent that it is explicitly uninterested in opportunity costs.
7. A lot of the early modelled estimates of HIV impact on economy ended up not materialising through the full cost approach continues to be used as an advocacy tool (albeit not very successfully as far as MOF are concerned) - esp the early modelled impact of loss of HCW from HIV, with the major returns coming in these analyses from longer lives rather than real GDP growth. Worth flagging? This reminded me - not sure if publicly available yet but you know this lit a lot better! [10](#)
8. I am not a fan of unmitigated and I wonder whether you might want to discuss "unmitigated" here - I and others discuss this [here](#) and I believe it is worth adding a sentence or two on what exactly unmitigated means in the real world and how useful (and indeed how circular) such numbers end up being when used to inform policy OUTSIDE a more holistic in terms of evidence and of values process for which you call.
9. Linked to the above and the 490,000 deaths number, I think the whole issue with the way this outbreak has been dealt with is the over-reliance on single point highly uncertain estimates of impact on health due to COVID as opposed to a balanced approach to costs and benefits of different response options within and beyond health. It is this nuance which is missing when the whole discourse is driven by such estimates. [This](#) by Andrew in the FT sets it out nicely.

So here I would caveat this estimate (which, arguably and based on some of the modellers' own assessments cannot be trusted for anything beyond a two week time horizon [11](#)) and also caveat the "prescription" for reducing the R, again modelled out ex ante but when assessed ex post based on (however imperfect) actual observations seem not to have worked that well (lack of evidence is not the same as evidence of things not working but it ought to moderate one's confidence levels!). A few references to consider and consider citing to this effect: [12](#), [13](#), [this](#), [this](#) and even this next one where the authors seem to be arguing against their data - Fig 3 suggests to me one cannot declare NPIs have worked [14](#) and one more [15](#).

10. On use of HTA in LMICs perhaps (and forgive this includes one of mine!) [16](#) or say for India [17](#) and the 2014 HITA resolution by WHA.
11. In Table 1 I would as a minimum add increased mortality and morbidity (to follow on from treatment delays but also delayed presentation etc.) in the column on other health impacts of the policy response. Otherwise the table seems to suggest that the only mortality/morbidity effects come from COVID.

12. On governance worth also citing the [WHO WB Gates iDSI CMCC work](#) (which our Thai leads are trying to get published in peer reviewed journal).

## References

1. Baird S, Friedman J, Schady N: Aggregate Income Shocks and Infant Mortality in the Developing World. *Review of Economics and Statistics*. 2011; **93** (3): 847-856 [Publisher Full Text](#)
2. Hanna T, King W, Thibodeau S, Jalink M, et al.: Mortality due to cancer treatment delay: systematic review and meta-analysis. *BMJ*. 2020. [Publisher Full Text](#)
3. Maringe C, Spicer J, Morris M, Purushotham A, et al.: The impact of the COVID-19 pandemic on cancer deaths due to delays in diagnosis in England, UK: a national, population-based, modelling study. *The Lancet Oncology*. 2020; **21** (8): 1023-1034 [Publisher Full Text](#)
4. OECD, European Union: Health at a Glance: Europe 2020. [Publisher Full Text](#)
5. Rezapour A, Souresrafil A, Peighambari MM, Heidarali M, et al.: Economic evaluation of programs against COVID-19: A systematic review. *Int J Surg*. 2020; **85**: 10-18 [PubMed Abstract](#) | [Publisher Full Text](#)
6. Neumann P, Cohen JT, Kim DD, Ollendorf DA: Consideration Of Value-Based Pricing For Treatments And Vaccines Is Important, Even In The COVID-19 Pandemic. *Health Aff (Millwood)*. 2020. 101377hlthaff202001548 [PubMed Abstract](#) | [Publisher Full Text](#)
7. Rowthorn R, Maciejowski J: A cost-benefit analysis of the COVID-19 disease. *Oxford Review of Economic Policy*. 2020; **36** (Supplement\_1): S38-S55 [Publisher Full Text](#)
8. Miles D, Stedman M, Heald A: LIVING WITH COVID-19: BALANCING COSTS AGAINST BENEFITS IN THE FACE OF THE VIRUS. *National Institute Economic Review*. 2020; **253**: R60-R76 [Publisher Full Text](#)
9. Dutta M, Husain Z: What cost decisiveness? A cost benefit analysis of the lockdown to contain COVID-19 in India. *medRxiv*. 2020. [Publisher Full Text](#)
10. Haacker M, Harris KL, Meyer-Rath G: Trade-offs between Allocation to Health and Other Sectors. *Policy brief 10 of series "Economic Impact of HIV"*. Forthcoming.
11. Funk S, Camacho A, Kucharski AJ, Lowe R, et al.: Assessing the performance of real-time epidemic forecasts: A case study of Ebola in the Western Area region of Sierra Leone, 2014-15. *PLoS Comput Biol*. **15** (2): e1006785 [PubMed Abstract](#) | [Publisher Full Text](#)
12. Atkeson A, Kopecky K, Zha T: Four Stylized Facts about COVID-19. 2020. [Publisher Full Text](#)
13. Chaudhry R, Dranitsaris G, Mubashir T, Bartoszko J, et al.: A country level analysis measuring the impact of government actions, country preparedness and socioeconomic factors on COVID-19 mortality and related health outcomes. *EClinicalMedicine*. 2020; **25**: 100464 [PubMed Abstract](#) | [Publisher Full Text](#)
14. Li Y, Campbell H, Kulkarni D, Harpur A, et al.: The temporal association of introducing and lifting non-pharmaceutical interventions with the time-varying reproduction number (R) of SARS-CoV-2: a modelling study across 131 countries. *The Lancet Infectious Diseases*. 2020. [Publisher Full Text](#)
15. Haider N, Osman AY, Gadzekpo A, Akipede GO, et al.: Lockdown measures in response to COVID-19 in nine sub-Saharan African countries. *BMJ Glob Health*. **5** (10). [PubMed Abstract](#) | [Publisher Full Text](#)
16. MacQuilkan K, Baker P, Downey L, Ruiz F, et al.: Strengthening health technology assessment systems in the global south: a comparative analysis of the HTA journeys of China, India and South Africa. *Glob Health Action*. 2018; **11** (1): 1527556 [PubMed Abstract](#) | [Publisher Full Text](#)
17. Downey LE, Mehndiratta A, Grover A, Gauba V, et al.: Institutionalising health technology assessment: establishing the Medical Technology Assessment Board in India. *BMJ Glob Health*.

2017; 2 (2): e000259 [PubMed Abstract](#) | [Publisher Full Text](#)

**Is the rationale for the Open Letter provided in sufficient detail?**

Yes

**Does the article adequately reference differing views and opinions?**

Partly

**Are all factual statements correct, and are statements and arguments made adequately supported by citations?**

Partly

**Is the Open Letter written in accessible language?**

Yes

**Where applicable, are recommendations and next steps explained clearly for others to follow?**

Yes

**Competing Interests:** No competing interests were disclosed.

**Reviewer Expertise:** Health policy; health economics.

**I confirm that I have read this submission and believe that I have an appropriate level of expertise to confirm that it is of an acceptable scientific standard, however I have significant reservations, as outlined above.**

---