



UNIVERSITY
OF WOLLONGONG
AUSTRALIA

University of Wollongong
Research Online

Australian Health Services Research Institute

Faculty of Business

2015

AROC Impairment Specific Report, Inpatient - Pathway 3 - Orthopaedic Replacements - Anywhere Hospital, January 2014 - December 2014

Frances D. Simmonds

University of Wollongong, frances@uow.edu.au

Publication Details

F. D. Simmonds, AROC Impairment Specific Report, Inpatient - Pathway 3 - Orthopaedic Replacements - Anywhere Hospital, January 2014 - December 2014 (Australasian Rehabilitation Outcomes Centre, University of Wollongong, 2015).
<http://ahsri.uow.edu.au/content/groups/public/@web/@chsd/@aroc/documents/doc/uow202654.pdf>

Research Online is the open access institutional repository for the University of Wollongong. For further information contact the UOW Library:
research-pubs@uow.edu.au

AROC Impairment Specific Report, Inpatient - Pathway 3 - Orthopaedic Replacements - Anywhere Hospital, January 2014 - December 2014

Abstract

This is the third AROC Impairment Specific Report for Orthopaedic Replacements which compares YOUR FACILITY's data to ALL AROC FACILITIES data (Australia and New Zealand). Each Impairment Specific Report is structured as a series of chapters. Each report will present an overall big picture chapter on the impairment followed by a chapter looking at FIM item scoring at YOUR FACILITY as compared to ALL AROC FACILITIES data by AN-SNAP class. An outcomes analysis chapter follows with an explanatory data chapter at the end.

Keywords

impairment, specific, report, inpatient, pathway, 3, aroc, orthopaedic, 2014, replacements, anywhere, hospital, january, december

Publication Details

F. D. Simmonds, AROC Impairment Specific Report, Inpatient - Pathway 3 - Orthopaedic Replacements - Anywhere Hospital, January 2014 - December 2014 (Australasian Rehabilitation Outcomes Centre, University of Wollongong, 2015). <http://ahsri.uow.edu.au/content/groups/public/@web/@chsd/@aroc/documents/doc/uow202654.pdf>

AROC Impairment Specific Report

Inpatient – Pathway 3

ORTHOPAEDIC REPLACEMENTS

Anywhere Hospital

January 2014 – December 2014



**Australasian Faculty
of Rehabilitation
Medicine**



Table of contents

Introduction to impairment specific reports.....	3
Orthopaedic replacement impairment codes.....	5
Orthopaedic replacement AN-SNAP classes.....	6
The BIG picture.....	7
Review of FIM item scoring by AN-SNAP class.....	17
Outcomes analysis.....	28
Explanatory data.....	55
Appendix 1: Glossary.....	96
Appendix 2: AROC impairment codes.....	99
Appendix 3: AN-SNAP classes	101
Acknowledgements	102
AROC contact details	103

Introducing the Impairment Specific Reports

This is the third AROC Impairment Specific Report for Orthopaedic Replacements which compares YOUR FACILITY's data to ALL AROC FACILITIES data (Australia and New Zealand). Each Impairment Specific Report is structured as a series of chapters. Each report will present an overall big picture chapter on the impairment followed by a chapter looking at FIM item scoring at YOUR FACILITY as compared to ALL AROC FACILITIES data by AN-SNAP class. An outcomes analysis chapter follows with an explanatory data chapter at the end.

Some facilities only have a small number of episodes. While ALL AROC FACILITIES data includes all facilities with data on this impairment, facilities will only receive this report where they have a minimum of 20 completed episodes within this impairment.

AROC welcomes your feedback on this report.

NOTE: This report should be considered in conjunction with the Benchmark Core Report for your facility.

Data used in this report

- Data included in this report are all orthopaedic replacement episodes ending during the calendar year 2014 (1 January 2014 to 31 December 2014 inclusive).
- Commencing with the 2013 Calendar Year benchmark reports AROC is implementing a new analysis practice called Data Concatenation (refer Appendix 1 for more details about this process)
- All tables and graphs present calendar year 2014 data unless otherwise indicated, and the number of episodes from YOUR FACILITY in 2014 are provided. Where there are less than five episodes within a subgroup, summary data are not provided.
- This report is based on the V4 data set - Pathway 3 (inpatient direct care).
- Reporting on impairment codes uses the AROC V4 dataset (Appendix 2) .
- All case-mix analysis uses the version 3 AN-SNAP class (Appendix 3), introduced January 2012. Casemix adjustment is against ALL AROC FACILITIES data.
- Appendix 1 (Glossary) contains definitions of concepts referred to in this report. An understanding of these will help with interpretation of the data.
- Unit of counting is by concatenated episode, not by patient.

Orthopaedic replacement impairment codes

Orthopaedic replacement episodes were identified as those with the following AROC impairment codes:

- 8.211 Unilateral hip replacement
- 8.212 Bilateral hip replacement
- 8.221 Unilateral knee replacement
- 8.222 Bilateral knee replacement
- 8.231 Knee and hip replacement, same side
- 8.232 Knee and hip replacement, diff sides
- 8.24 Shoulder replacement

NOTE: A list of all impairment codes can be found in Appendix 2

Orthopaedic replacement AN-SNAP classes

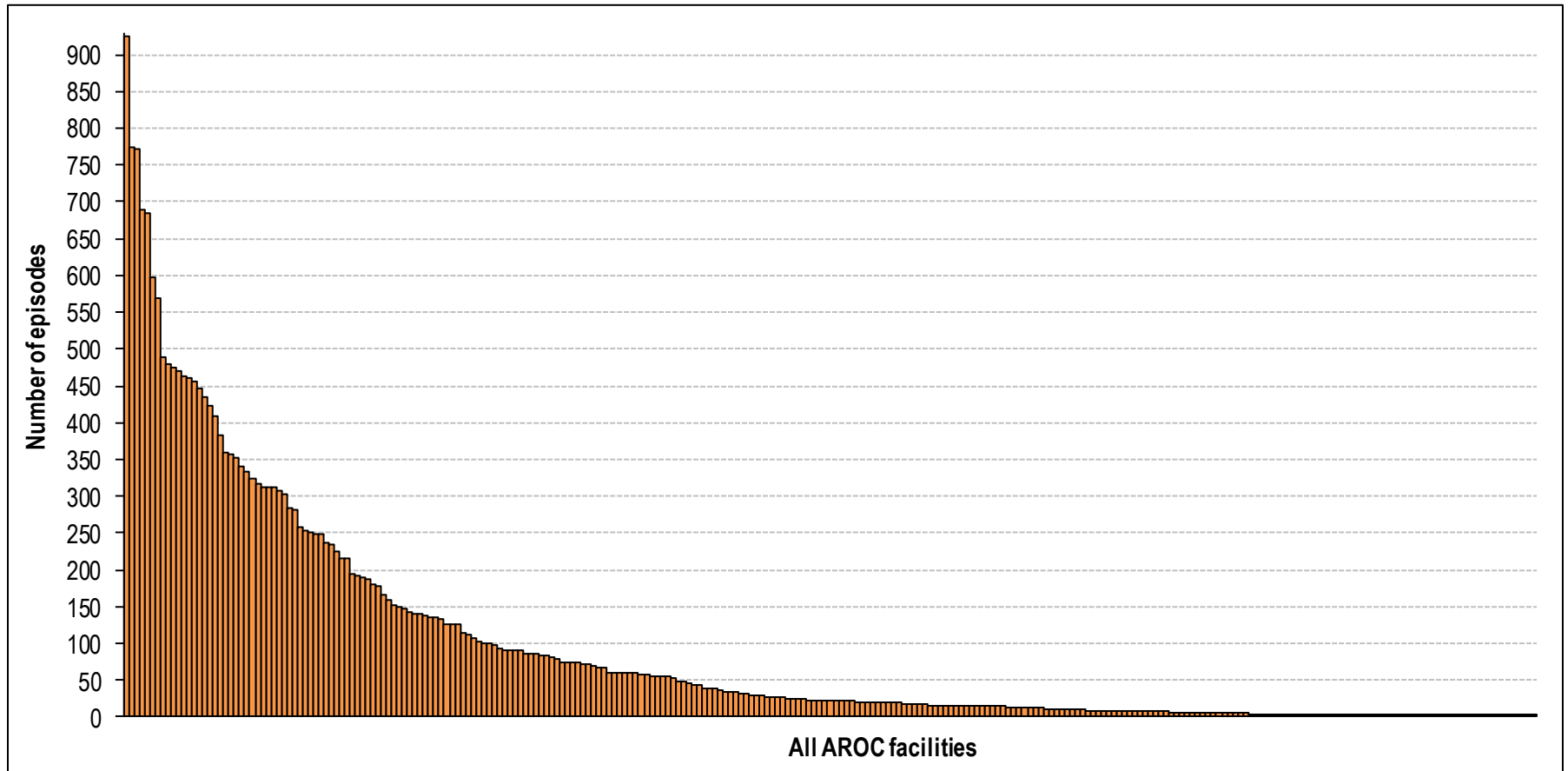
Levels of functioning for orthopaedic replacements are categorised by the following version 3 AN-SNAP classes:

- ❖ 3-231 (FIM motor 72-91)
- ❖ 3-232 (FIM motor 49-71)
- ❖ 3-233 (FIM motor 14-48)

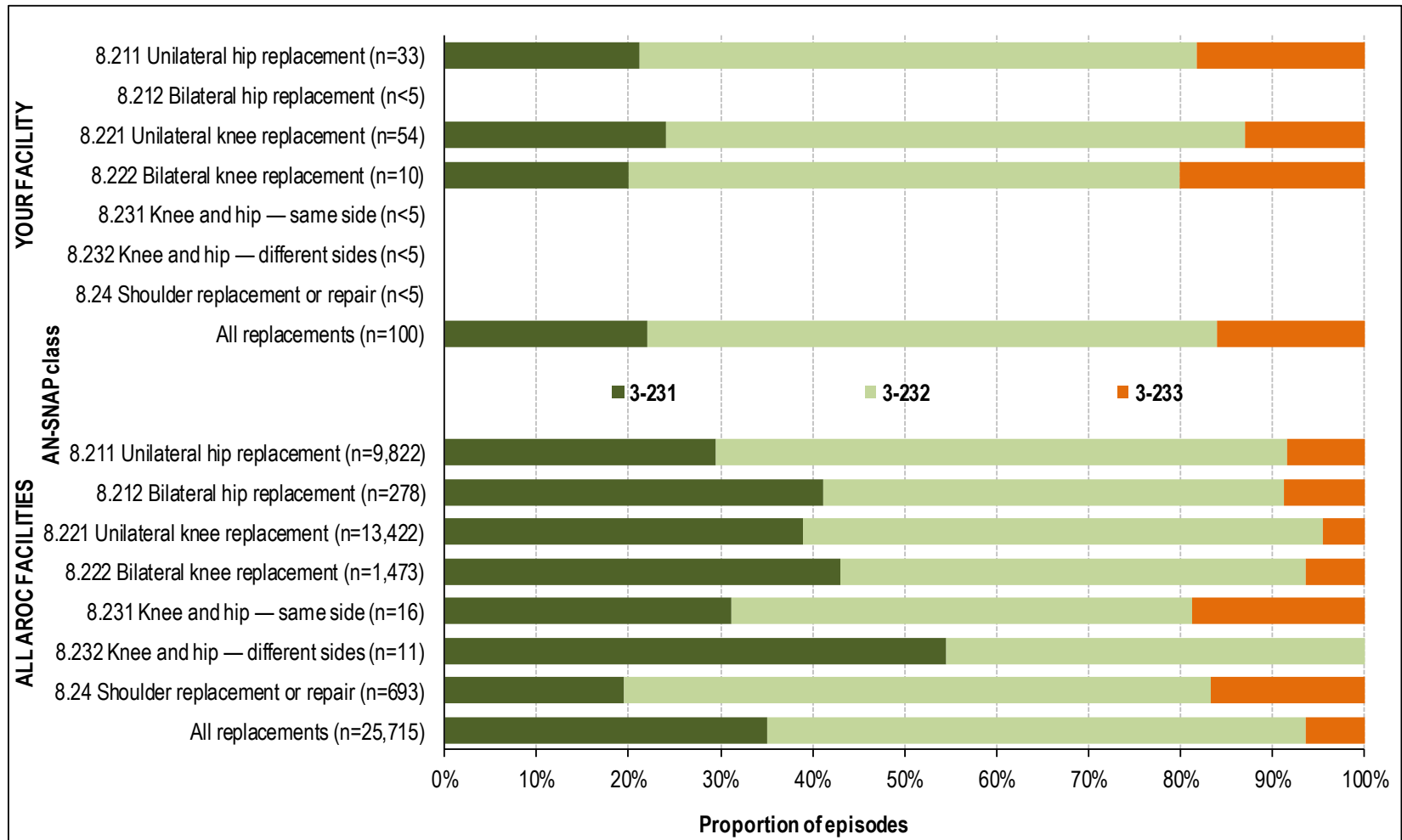
NOTE: A list of all AN SNAP classes can be found in Appendix 3

The BIG picture

Volume of episodes by facilities treating orthopaedic replacements (discharges in Jan-Dec 2014)



Proportion of episodes by impairment code and AN-SNAP class



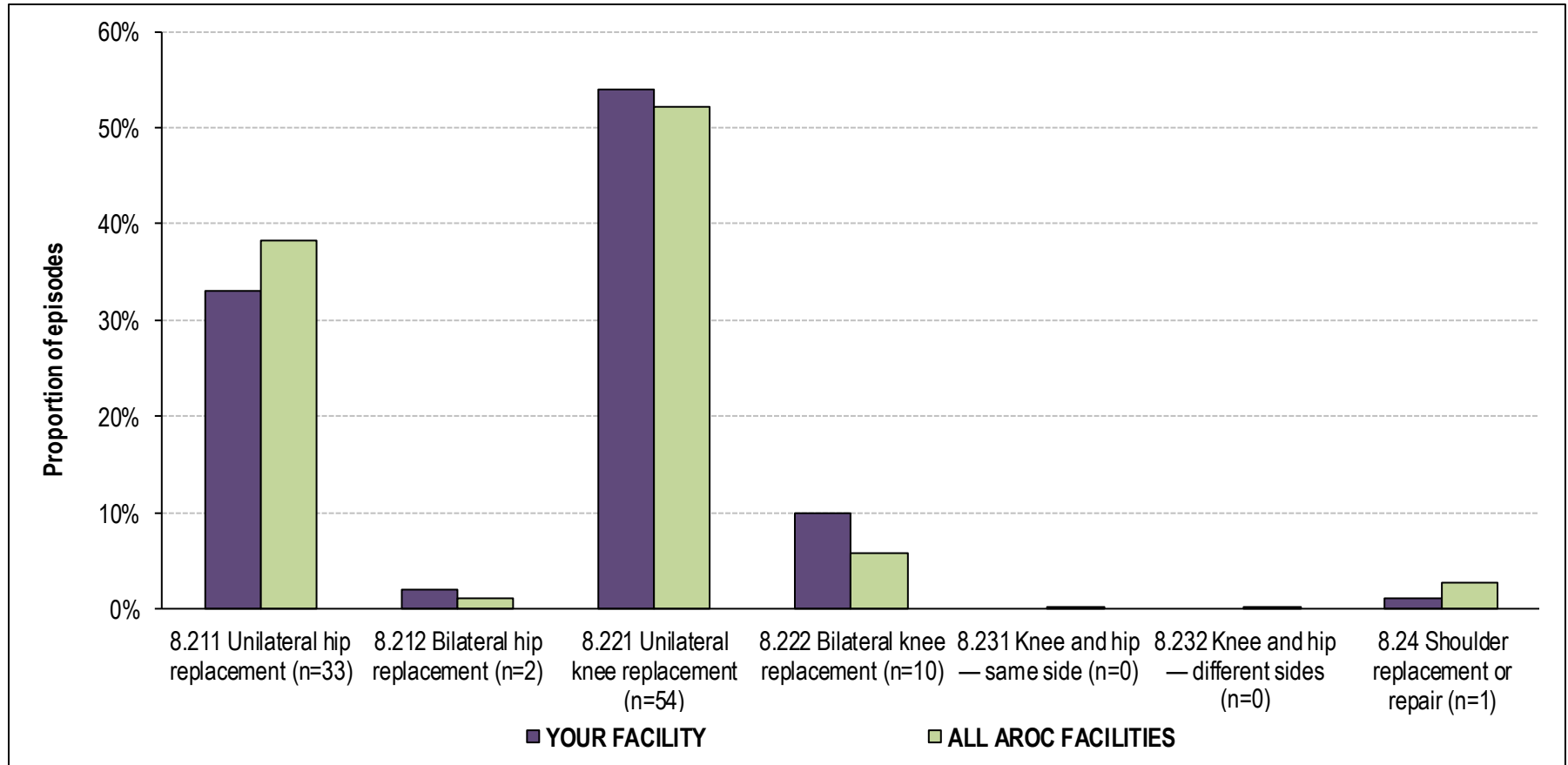
Episodes by impairment code and AN-SNAP class

Impairment code	YOUR FACILITY — N (%)			All replacement AN-SNAP classes**
	3-231 (FIM motor 72-91)	3-232 (FIM motor 49-71)	3-233 (FIM motor 14-48)	
8.211 Unilateral hip replacement	7 (21.2%)	20 (60.6%)	6 (18.2%)	33 (100.0%)
8.212 Bilateral hip replacement	0 (0.0%)	2 (100.0%)	0 (0.0%)	2 (100.0%)
8.221 Unilateral knee replacement	13 (24.1%)	34 (63.0%)	7 (13.0%)	54 (100.0%)
8.222 Bilateral knee replacement	2 (20.0%)	6 (60.0%)	2 (20.0%)	10 (100.0%)
8.231 Knee and hip — same side	0 —	0 —	0 —	0 —
8.232 Knee and hip — different sides	0 —	0 —	0 —	0 —
8.24 Shoulder replacement or repair	0 (0.0%)	0 (0.0%)	1 (100.0%)	1 (100.0%)
All replacements	22 (22.0%)	62 (62.0%)	16 (16.0%)	100 (100.0%)

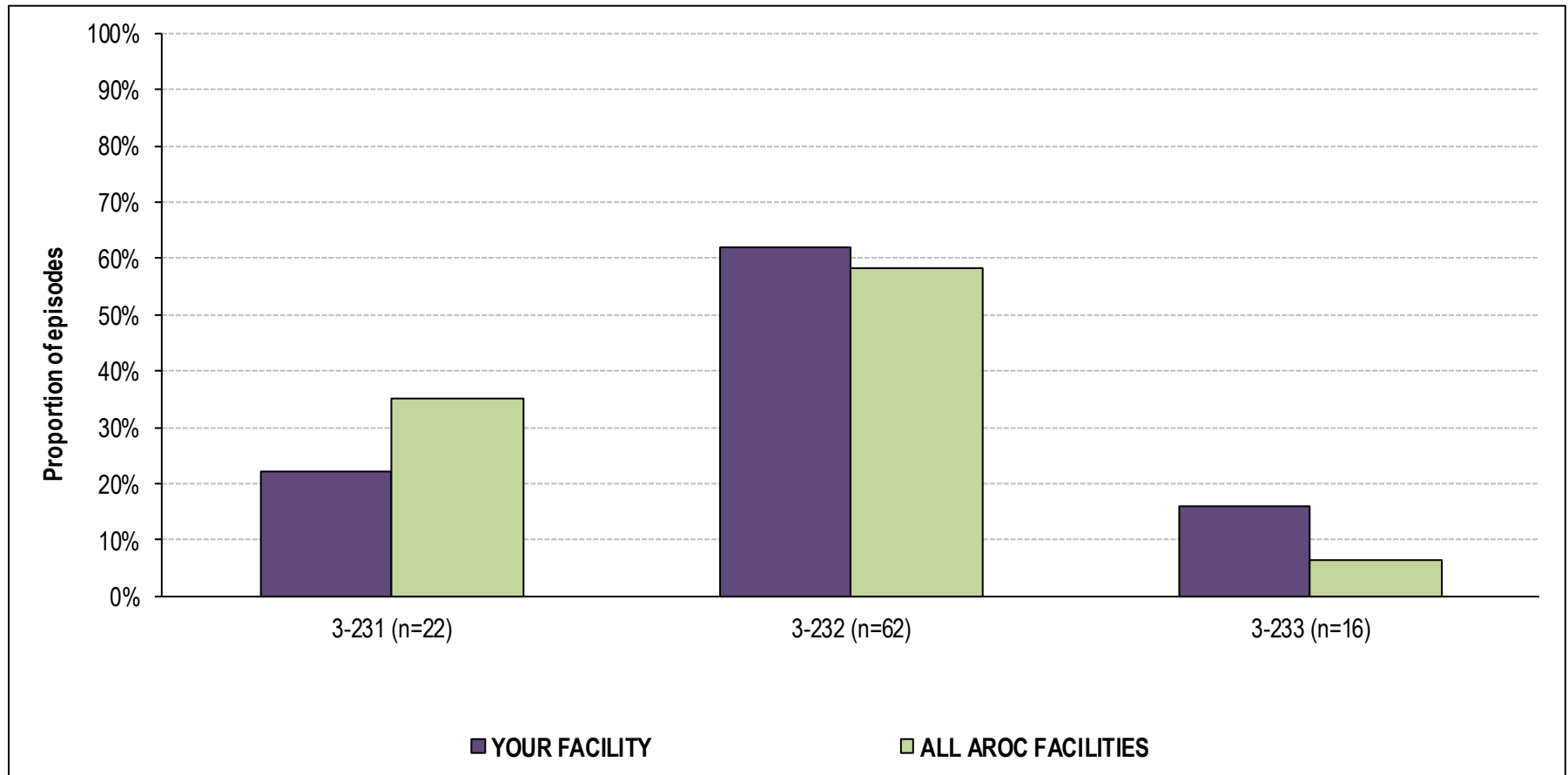
AN-SNAP class	ALL AROC FACILITIES — N (%)			All replacement AN-SNAP classes**
	3-231 (FIM motor 72-91)	3-232 (FIM motor 49-71)	3-233 (FIM motor 14-48)	
8.211 Unilateral hip replacement	2,897 (29.6%)	6,081 (62.1%)	822 (8.4%)	9,822 (100.0%)
8.212 Bilateral hip replacement	114 (41.2%)	139 (50.2%)	24 (8.7%)	278 (100.0%)
8.221 Unilateral knee replacement	5,224 (39.0%)	7,585 (56.6%)	593 (4.4%)	13,422 (100.0%)
8.222 Bilateral knee replacement	634 (43.1%)	743 (50.5%)	94 (6.4%)	1,473 (100.0%)
8.231 Knee and hip — same side	5 (31.3%)	8 (50.0%)	3 (18.8%)	16 (100.0%)
8.232 Knee and hip — different sides	6 (54.5%)	5 (45.5%)	0 (0.0%)	11 (100.0%)
8.24 Shoulder replacement or repair	135 (19.5%)	442 (63.9%)	115 (16.6%)	693 (100.0%)
All replacements	9,015 (35.1%)	15,003 (58.4%)	1,651 (6.4%)	25,715 (100.0%)

** There were 46 episodes in ALL AROC FACILITIES with AN-SNAP classes 3-203 or 3-902

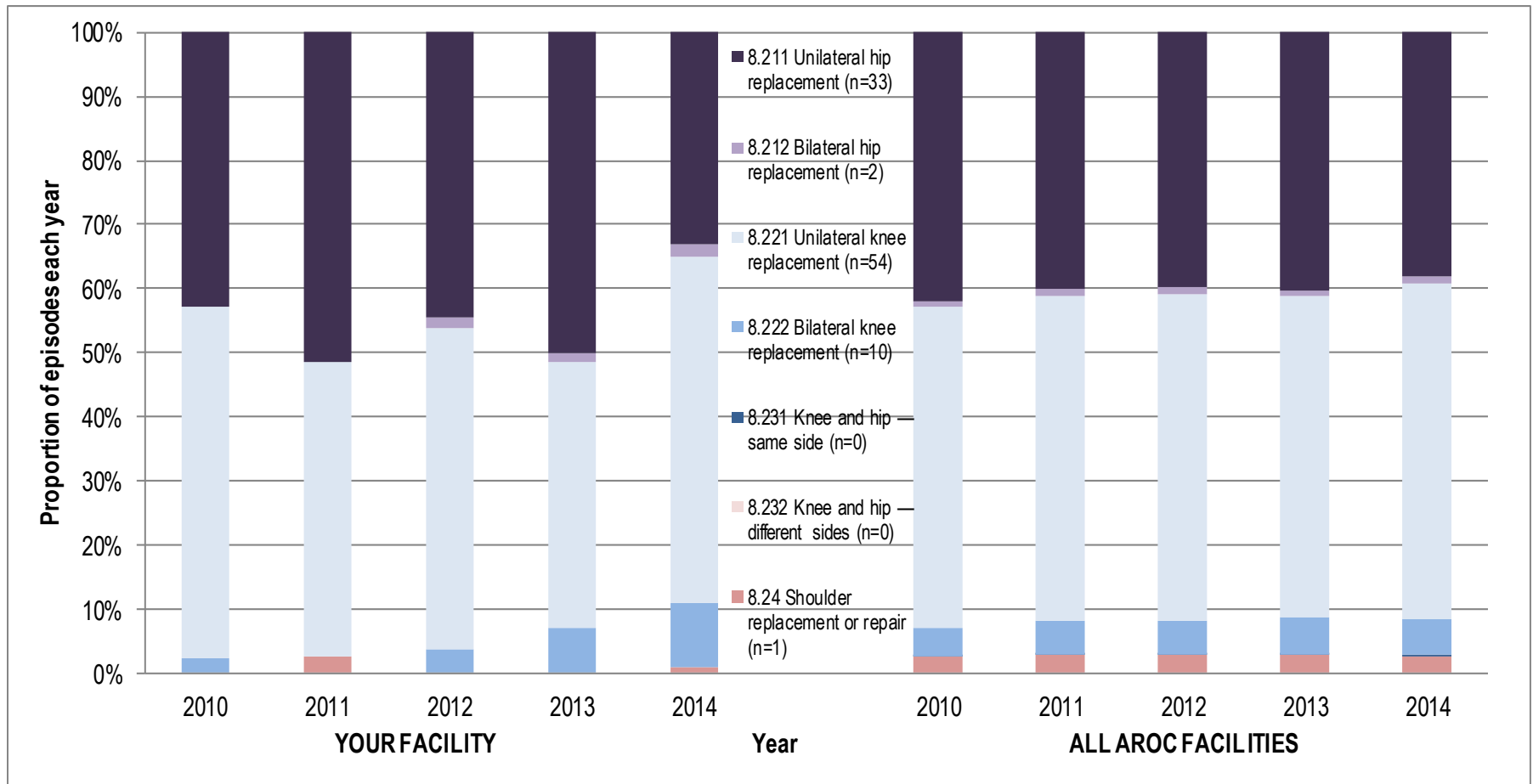
Proportion of episodes by impairment code



Proportion of episodes by AN-SNAP class



Proportion of episodes by impairment code over time

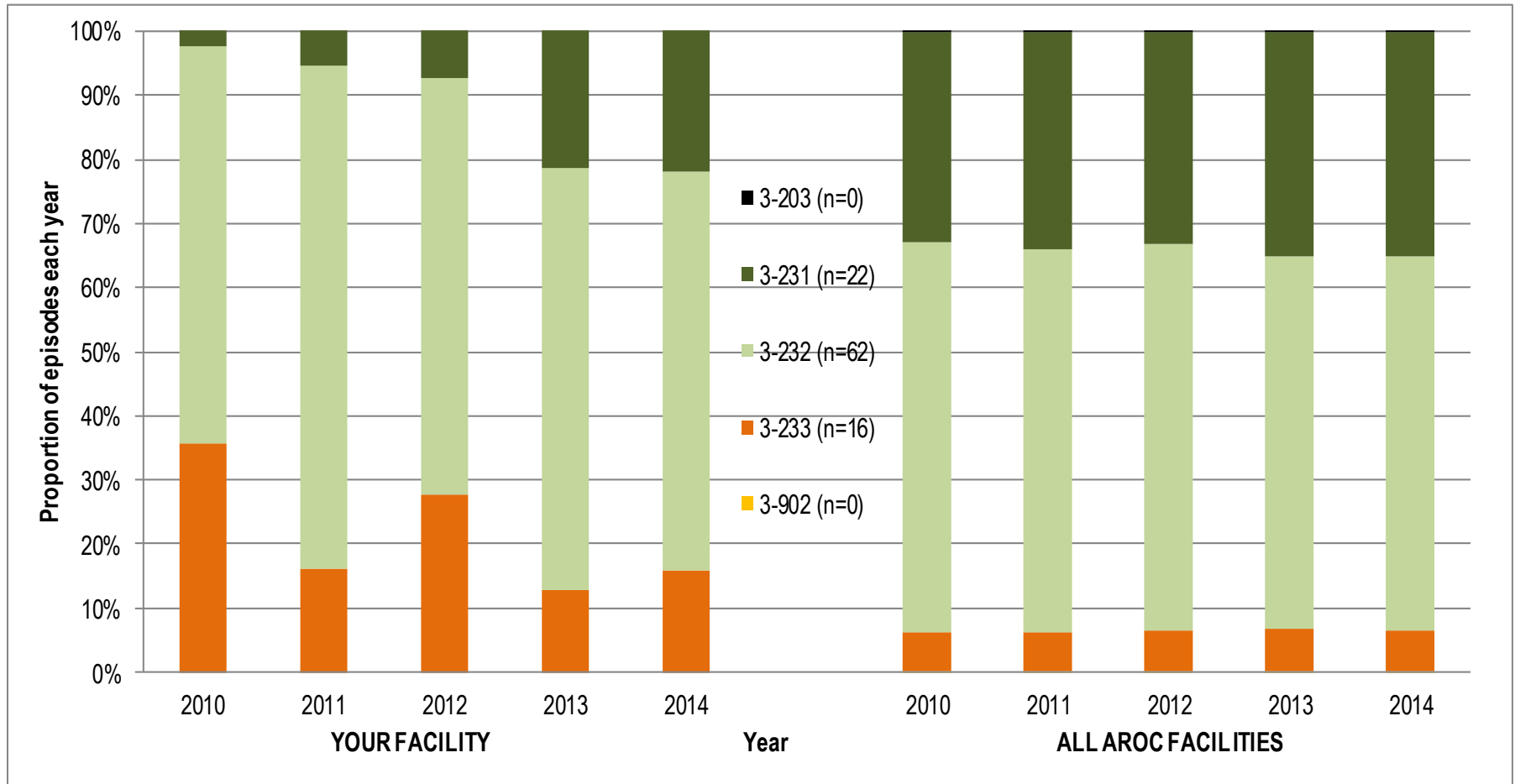


Episodes by impairment code over time

Impairment	YOUR FACILITY					ALL AROC FACILITIES				
	2010	2011	2012	2013	2014	2010	2011	2012	2013	2014
8.211 Unilateral hip replacement	18	19	24	35	33	7,890	8,233	8,944	10,269	9,822
8.212 Bilateral hip replacement	0	0	1	1	2	157	210	232	204	278
8.221 Unilateral knee replacement	23	17	27	29	54	9,457	10,393	11,473	12,848	13,422
8.222 Bilateral knee replacement	1	0	2	5	10	837	1,074	1,211	1,467	1,473
8.231 Knee and hip — same side	0	0	0	0	0	13	15	15	18	16
8.232 Knee and hip — different sides	0	0	0	0	0	3	9	7	10	11
8.24 Shoulder replacement or repair	0	1	0	0	1	490	568	620	703	693
All replacements	42	37	54	70	100	18,847	20,502	22,502	25,519	25,715

Impairment	YOUR FACILITY					ALL AROC FACILITIES				
	2010	2011	2012	2013	2014	2010	2011	2012	2013	2014
8.211 Unilateral hip replacement	42.9%	51.4%	44.4%	50.0%	33.0%	41.9%	40.2%	39.7%	40.2%	38.2%
8.212 Bilateral hip replacement	0.0%	0.0%	1.9%	1.4%	2.0%	0.8%	1.0%	1.0%	0.8%	1.1%
8.221 Unilateral knee replacement	54.8%	45.9%	50.0%	41.4%	54.0%	50.2%	50.7%	51.0%	50.3%	52.2%
8.222 Bilateral knee replacement	2.4%	0.0%	3.7%	7.1%	10.0%	4.4%	5.2%	5.4%	5.7%	5.7%
8.231 Knee and hip — same side	0.0%	0.0%	0.0%	0.0%	0.0%	0.1%	0.1%	0.1%	0.1%	0.1%
8.232 Knee and hip — different sides	0.0%	0.0%	0.0%	0.0%	0.0%	0.0%	0.0%	0.0%	0.0%	0.0%
8.24 Shoulder replacement or repair	0.0%	2.7%	0.0%	0.0%	1.0%	2.6%	2.8%	2.8%	2.8%	2.7%
All replacements	100.0%	100.0%	100.0%	100.0%	100.0%	100.0%	100.0%	100.0%	100.0%	100.0%

Proportion of episodes by AN-SNAP class over time



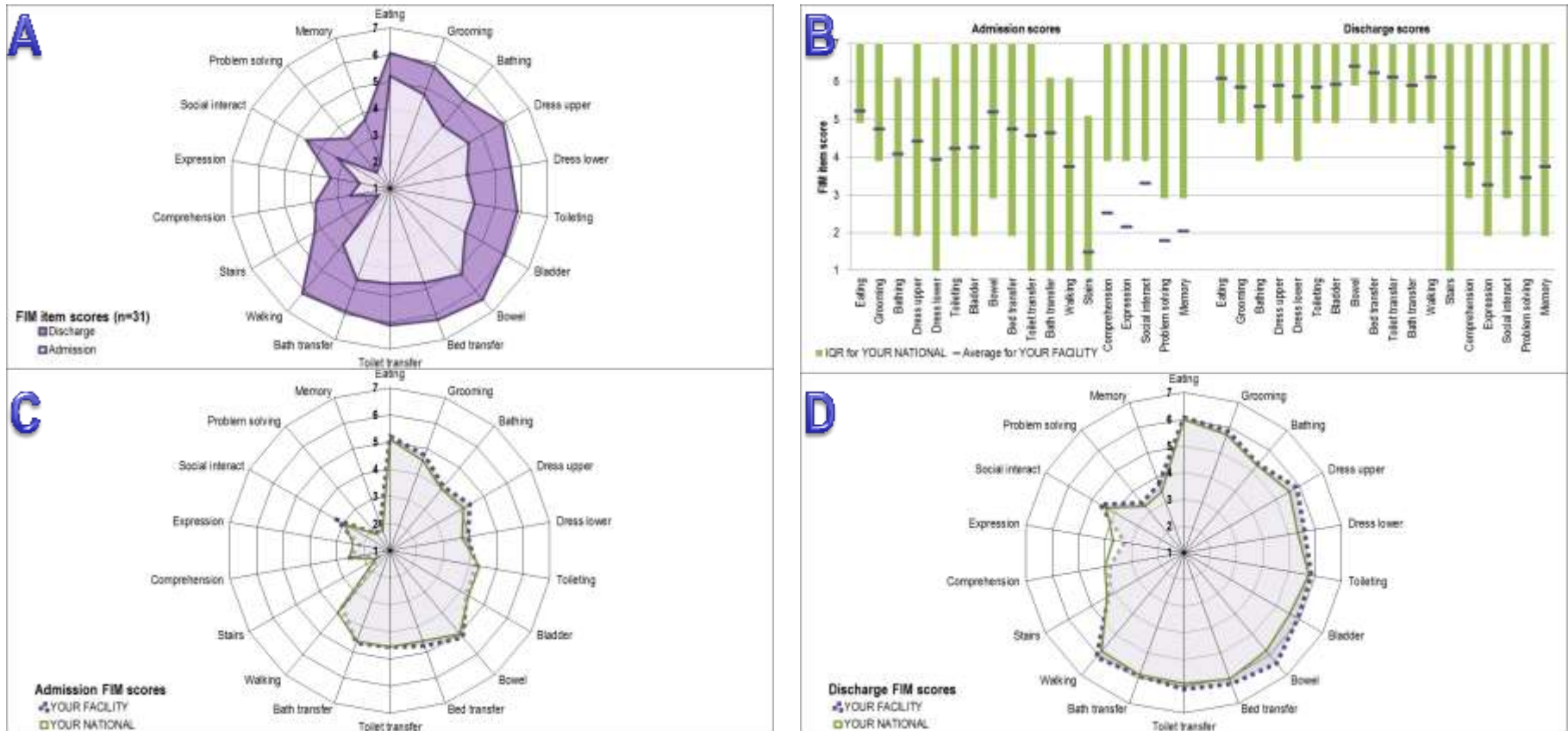
Episodes by AN-SNAP class over time

AN-SNAP class	YOUR FACILITY					ALL AROC FACILITIES				
	2010	2011	2012	2013	2014	2010	2011	2012	2013	2014
3-203 (motor 13)	0	0	0	0	0	27	19	22	26	27
3-231 (FIM motor 72-91)	1	2	4	15	22	6,184	6,947	7,477	8,908	9,015
3-232 (FIM motor 49-71)	26	29	35	46	62	11,466	12,282	13,568	14,839	15,003
3-233 (FIM motor 14-48)	15	6	15	9	16	1,154	1,246	1,421	1,711	1,651
3-902 (Data error - ungroupable)	0	0	0	0	0	16	8	14	35	19
All replacement AN-SNAP classes	42	37	54	70	100	18,847	20,502	22,502	25,519	25,715

AN-SNAP class	YOUR FACILITY					ALL AROC FACILITIES				
	2010	2011	2012	2013	2014	2010	2011	2012	2013	2014
3-203 (motor 13)	0.0%	0.0%	0.0%	0.0%	0.0%	0.1%	0.1%	0.1%	0.1%	0.1%
3-231 (FIM motor 72-91)	2.4%	5.4%	7.4%	21.4%	22.0%	32.8%	33.9%	33.2%	34.9%	35.1%
3-232 (FIM motor 49-71)	61.9%	78.4%	64.8%	65.7%	62.0%	60.8%	59.9%	60.3%	58.1%	58.3%
3-233 (FIM motor 14-48)	35.7%	16.2%	27.8%	12.9%	16.0%	6.1%	6.1%	6.3%	6.7%	6.4%
3-902 (Data error - ungroupable)	0.0%	0.0%	0.0%	0.0%	0.0%	0.1%	0.0%	0.1%	0.1%	0.1%
All replacement AN-SNAP classes	100.0%	100.0%	100.0%	100.0%	100.0%	100.0%	100.0%	100.0%	100.0%	100.0%

Review of FIM item scoring by AN-SNAP class

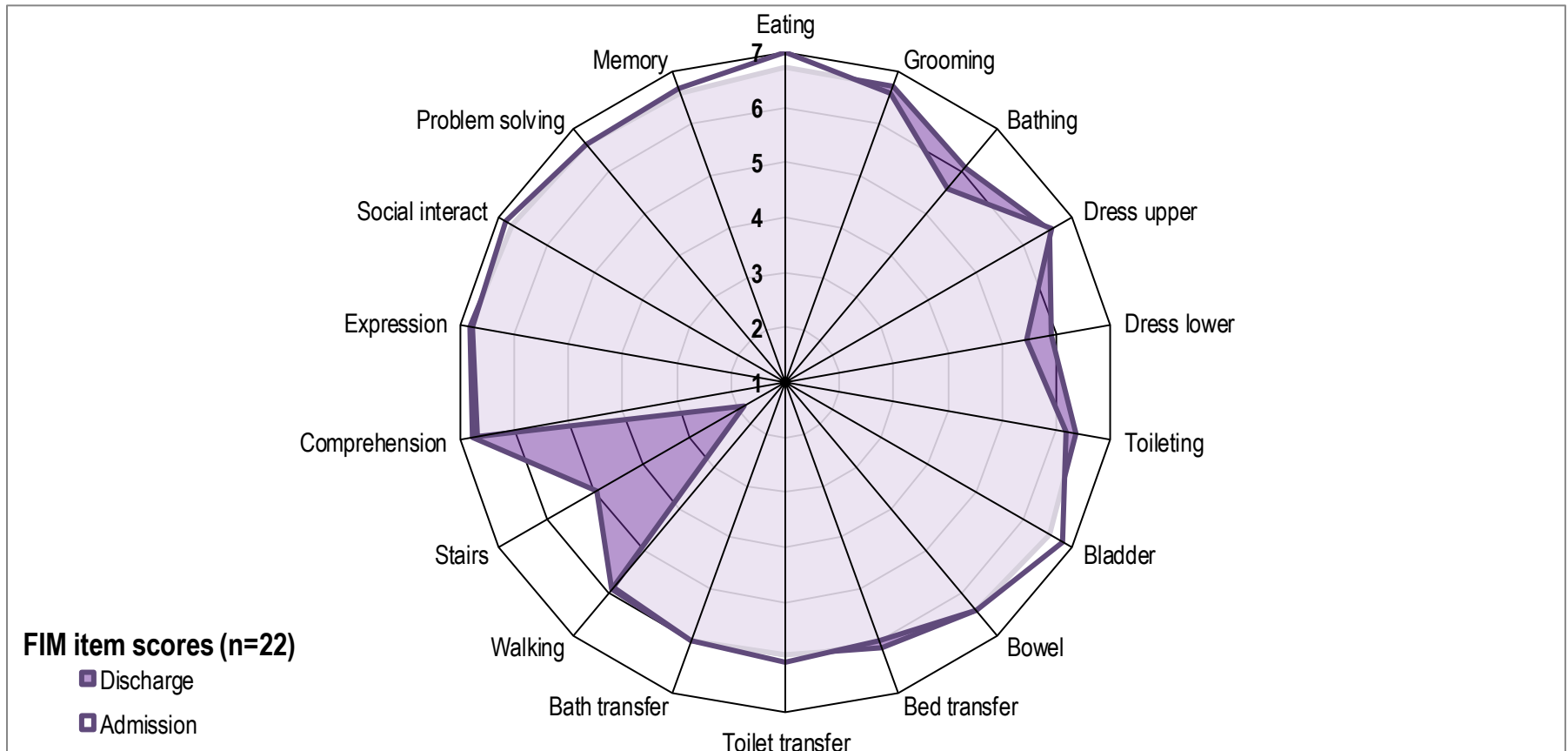
Interpreting your comparative FIM scoring charts



The FIM splat provides a graphic presentation of functional status in a radar chart. The 18 FIM items are arranged in order as 'spokes' of a wheel and the scoring levels from 1 (total dependence) to 7 (total independence) run from the centre outwards. The mean FIM item score for each item is indicated — a perfect score would be demonstrated as a large circle. The first FIM splat used in this report illustrates the FIM score change from admission to discharge at YOUR FACILITY (Figure A) — the darker shaded area represents the functional improvement at YOUR FACILITY (i.e. the difference between the mean scores on admission and discharge). The next two FIM splats compare FIM scoring on admission (Figure C) and discharge (Figure D) between YOUR FACILITY and ALL AROC FACILITIES data — differences in the two shaded areas indicate differences in mean admission/discharge scoring. Figure B is a graphic presentation of YOUR FACILITY's average FIM item scores (small bar) versus ALL AROC FACILITIES' interquartile range of FIM scores, i.e. middle 50%, (green boxes) for each FIM item at admission and discharge — ideally YOUR FACILITY's average FIM score will lie somewhere on the IQR bar of ALL AROC FACILITIES. Graphs include episodes with completed episodes and valid FIM scoring.

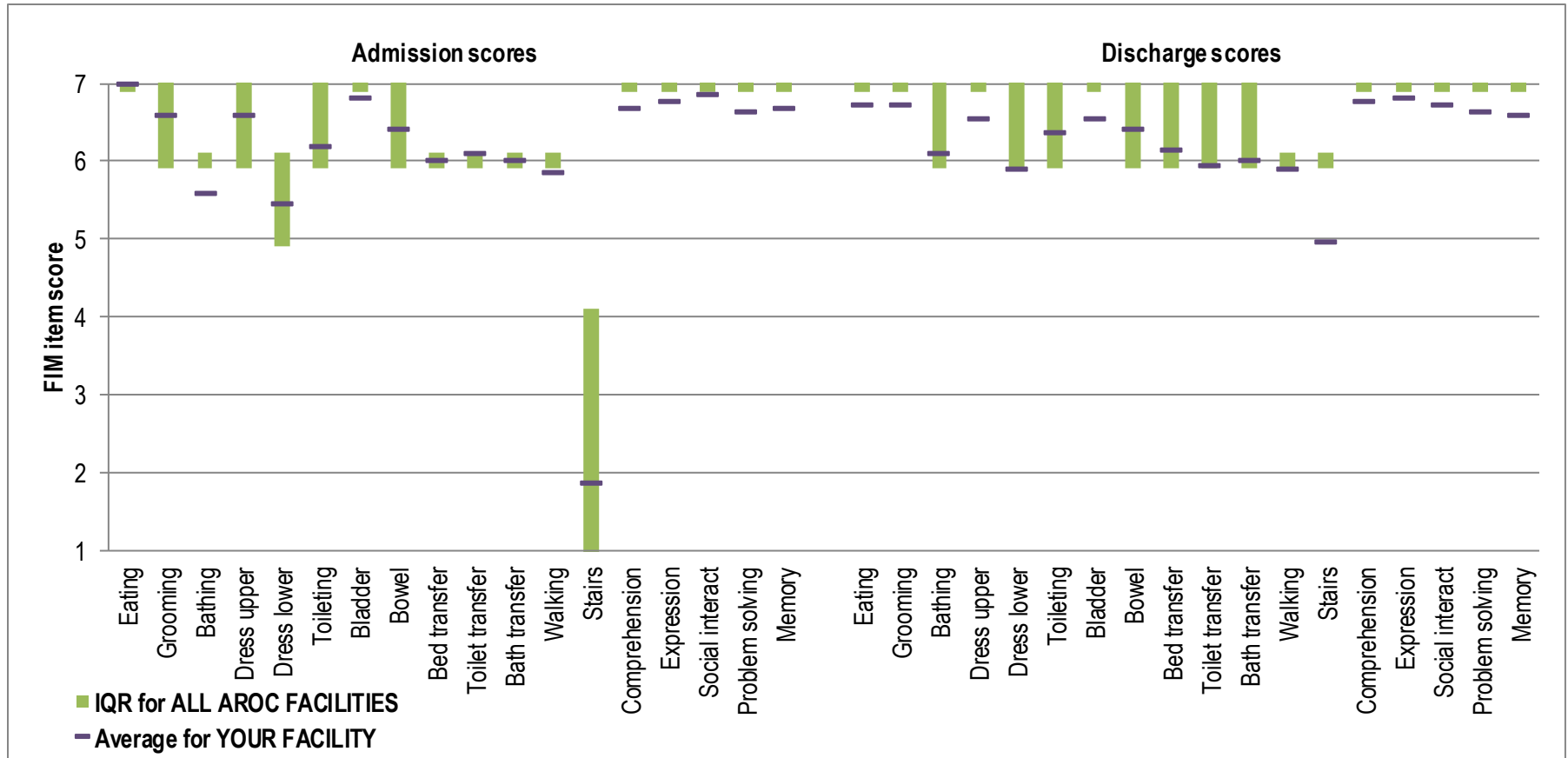
Change in FIM item scoring at YOUR FACILITY

AN-SNAP class 3-231



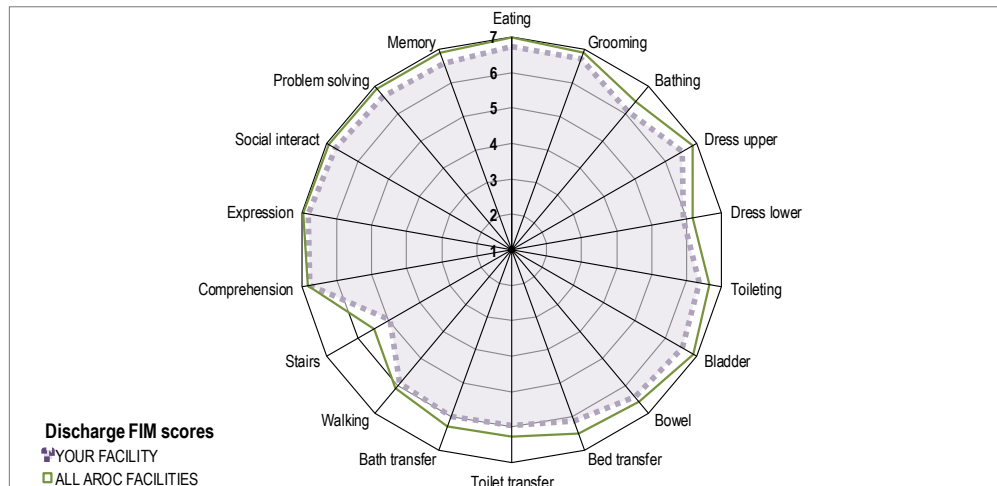
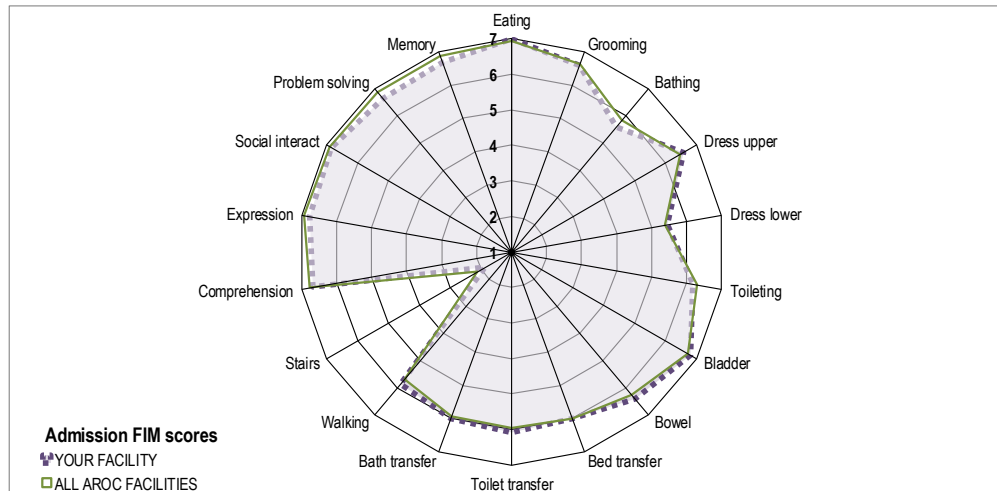
Comparative FIM item scoring

AN-SNAP class 3-231



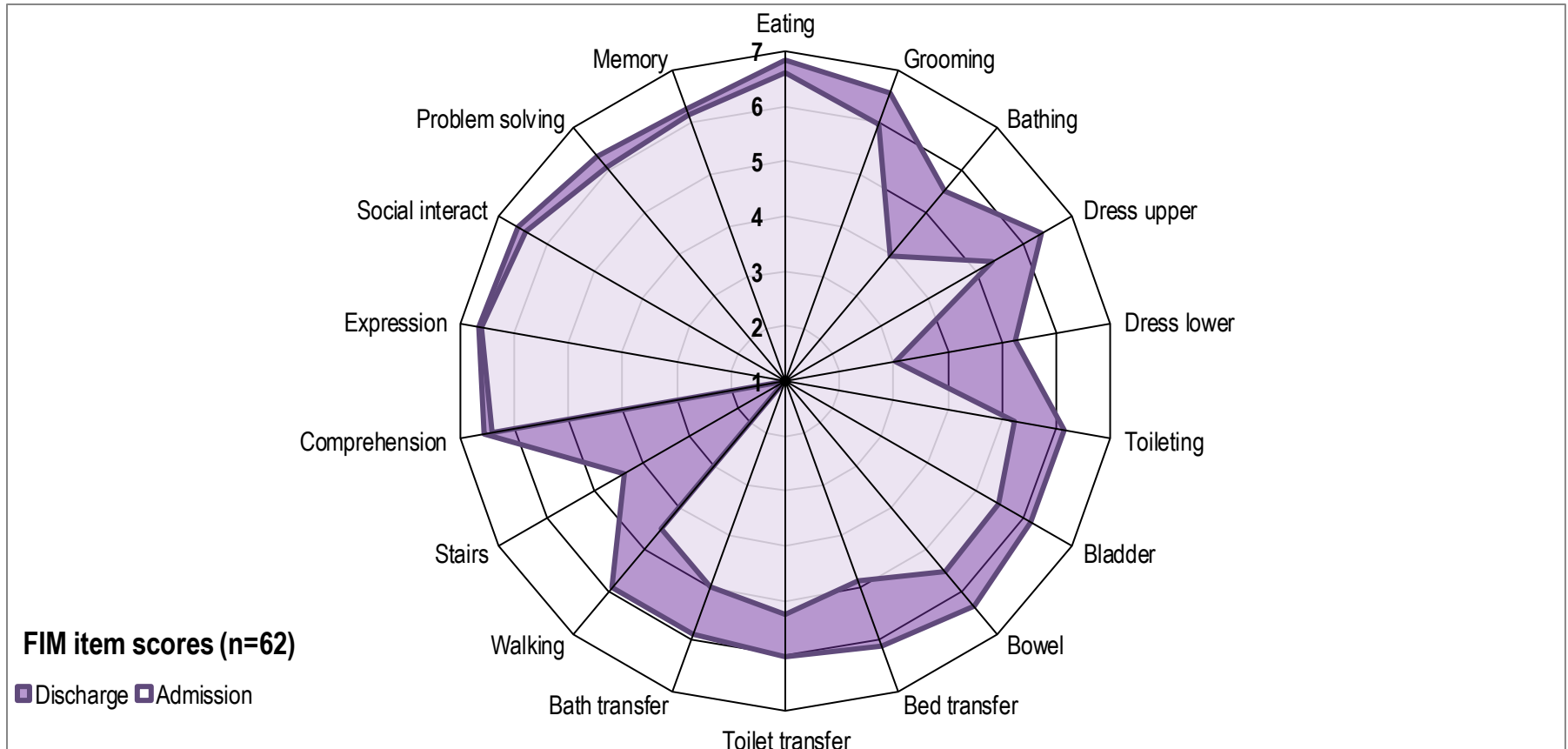
Comparative FIM item scoring

AN-SNAP class 3-231

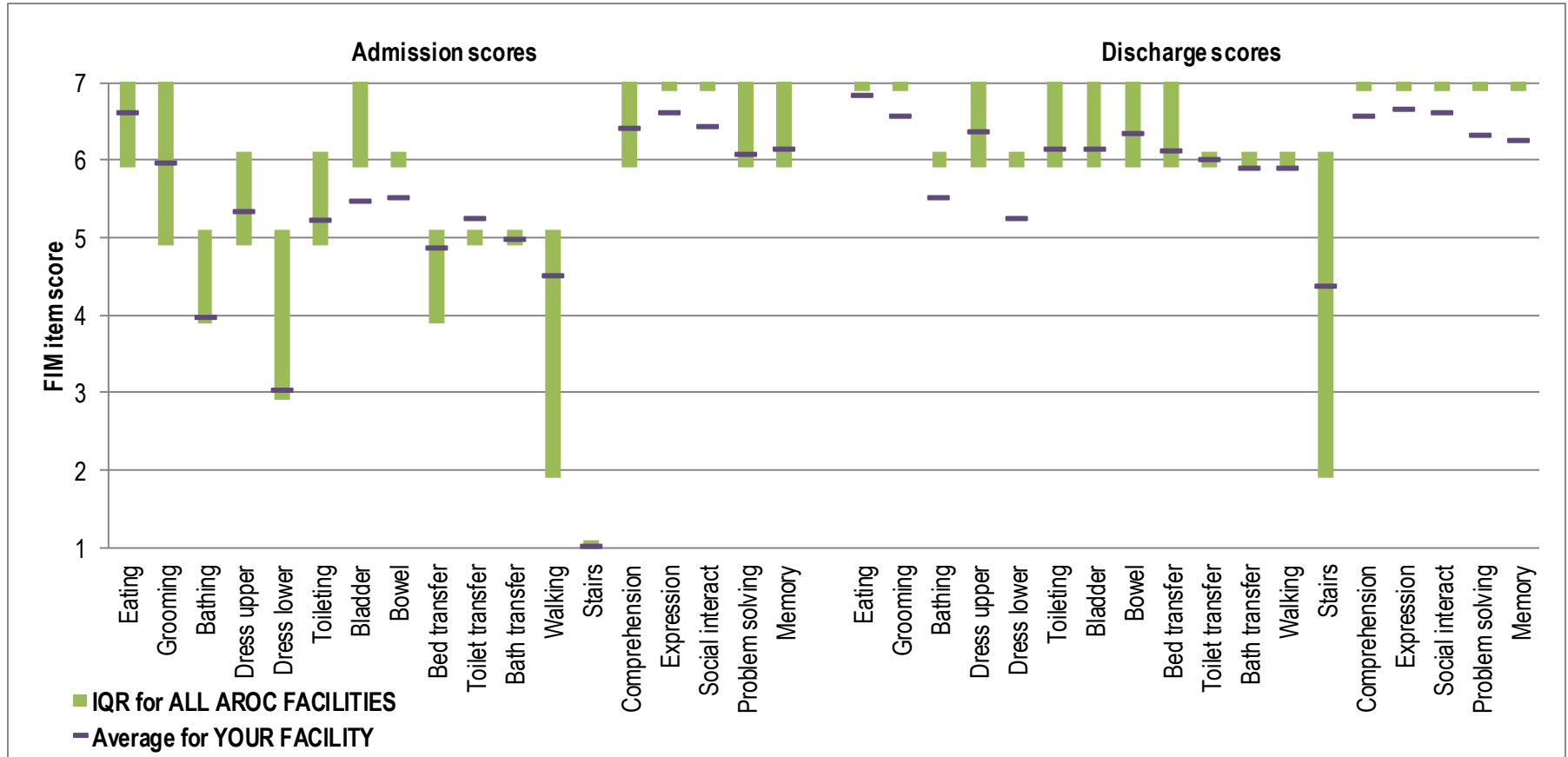


Change in FIM item scoring at YOUR FACILITY

AN-SNAP class 3-232

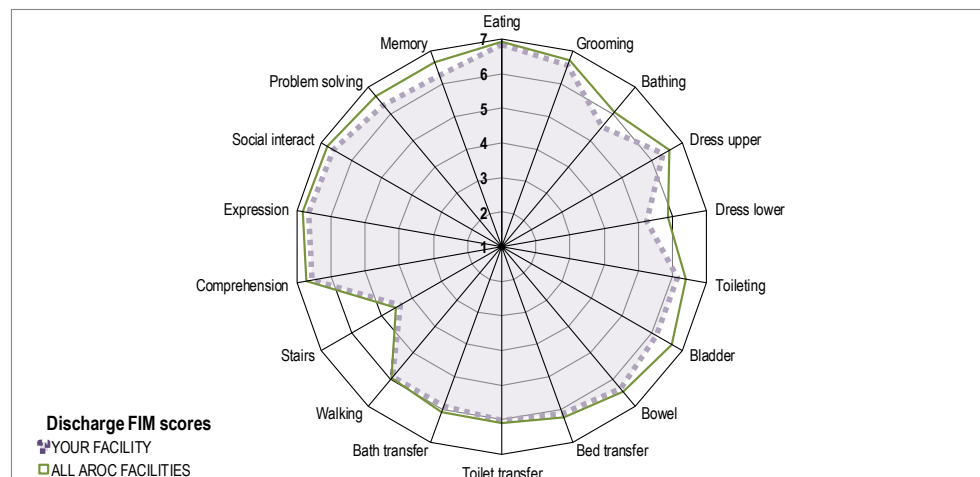
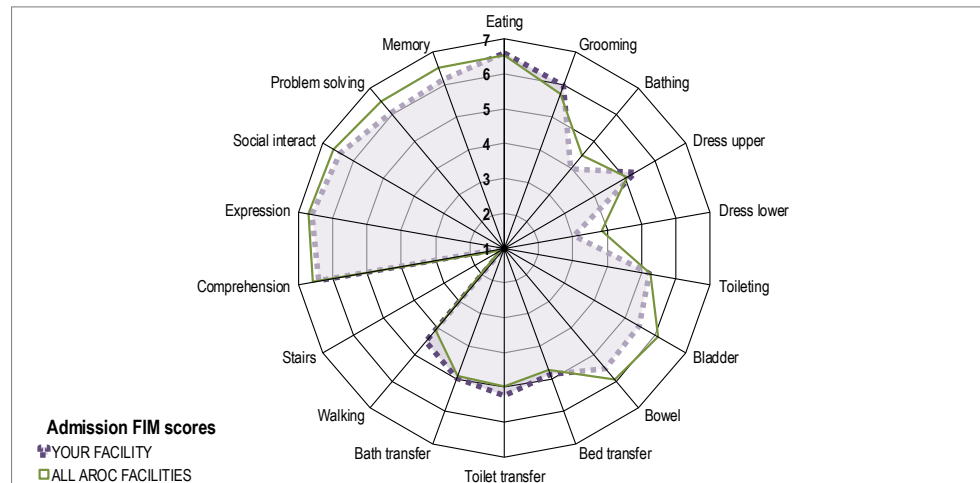


Comparative FIM item scoring AN-SNAP class 3-232



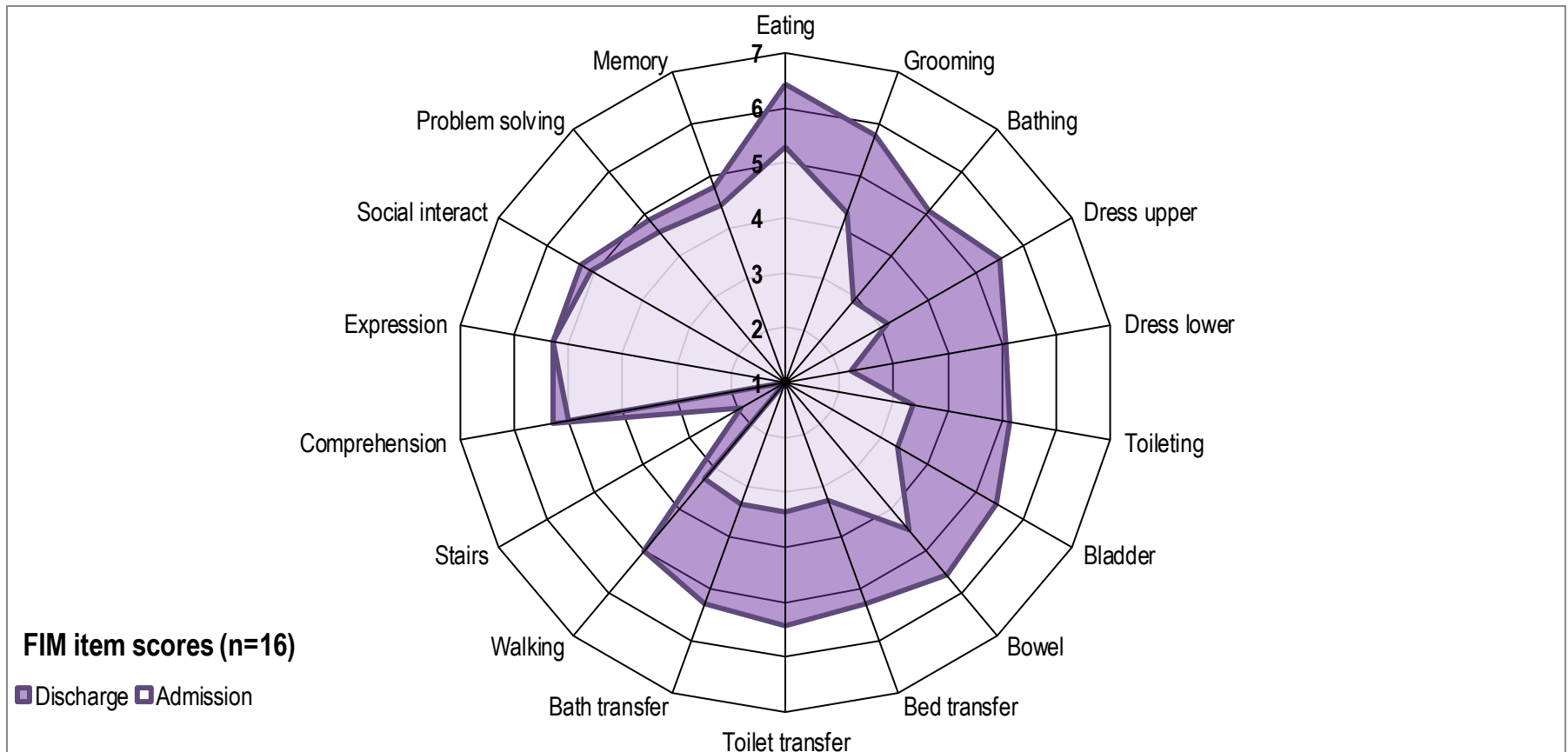
Comparative FIM item scoring

AN-SNAP class 3-232

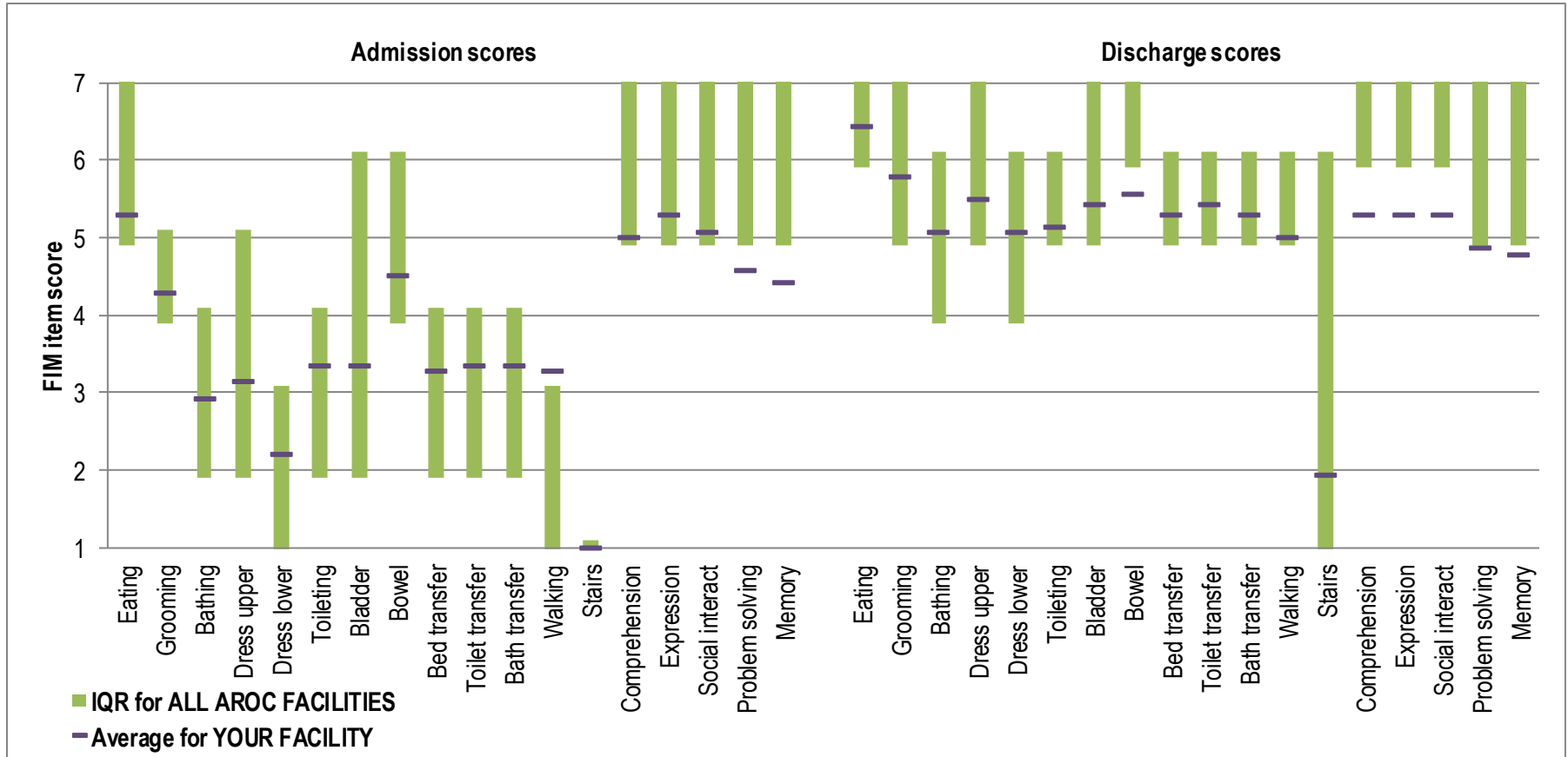


Change in FIM item scoring at YOUR FACILITY

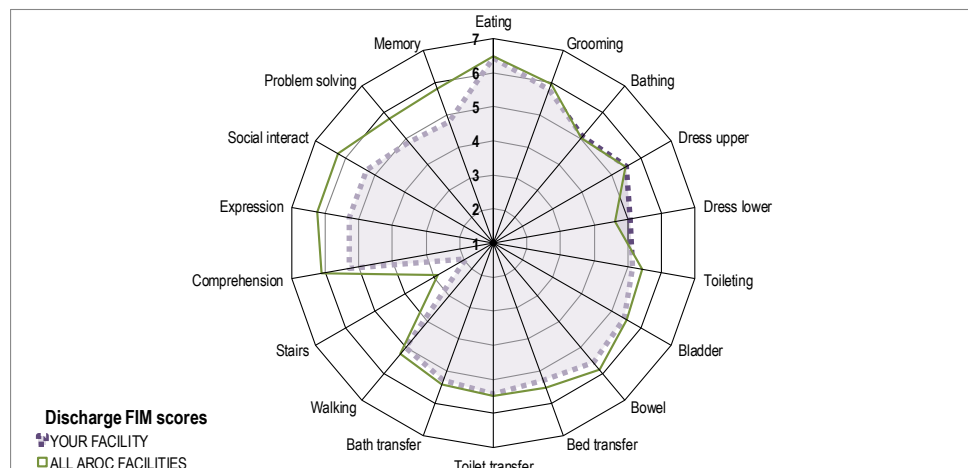
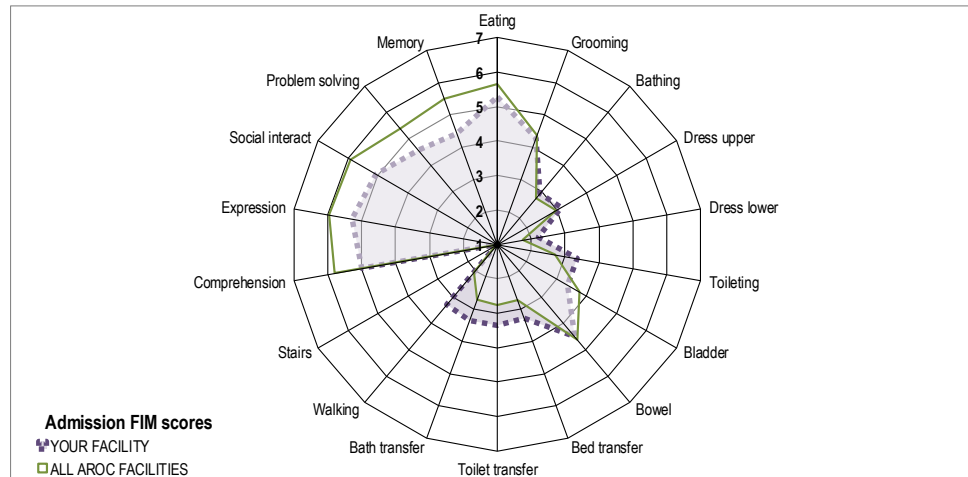
AN-SNAP class 3-233



Comparative FIM item scoring AN-SNAP class 3-233



Comparative FIM item scoring AN-SNAP class 3-233



Outcomes Analysis

Completed episodes by impairment and AN-SNAP class

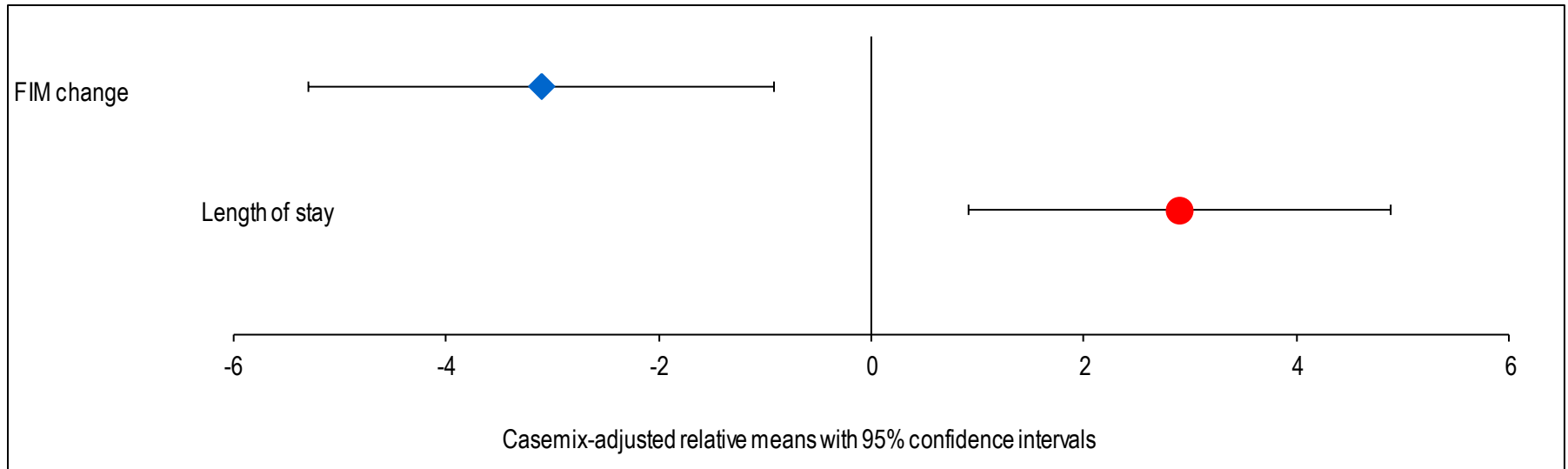
Impairment	YOUR FACILITY			ALL AROC FACILITIES		
	All episodes	Completed episodes	%Complete	All episodes	Completed episodes	%Complete
8.211 Unilateral hip replacement	33	33	100.0%	9,822	9,447	96.2%
8.212 Bilateral hip replacement	2	2	100.0%	278	270	97.1%
8.221 Unilateral knee replacement	54	52	96.3%	13,422	13,049	97.2%
8.222 Bilateral knee replacement	10	10	100.0%	1,473	1,429	97.0%
8.231 Knee and hip — same side	0	0	—	16	15	93.8%
8.232 Knee and hip — different sides	0	0	—	11	11	100.0%
8.24 Shoulder replacement or repair	1	0	0.0%	693	666	96.1%
All replacements	100	97	97.0%	25,715	24,887	96.8%

AN-SNAP class	YOUR FACILITY			ALL AROC FACILITIES		
	All episodes*	Completed episodes	%Complete	All episodes*	Completed episodes	%Complete
3-231 (FIM motor 72-91)	22	22	100.0%	9,015	8,874	98.4%
3-232 (FIM motor 49-71)	62	61	98.4%	15,003	14,526	96.8%
3-233 (FIM motor 14-48)	16	14	87.5%	1,651	1,469	89.0%
All replacement AN-SNAP classes	100	97	97.0%	25,715	24,887	96.8%

** There were 46 episodes in ALL AROC FACILITIES with AN-SNAP classes 3-203 or 3-902

NOTE: All outcomes analysis are based on completed episodes. A definition of completed episodes can be found in Appendix1 (Glossary)

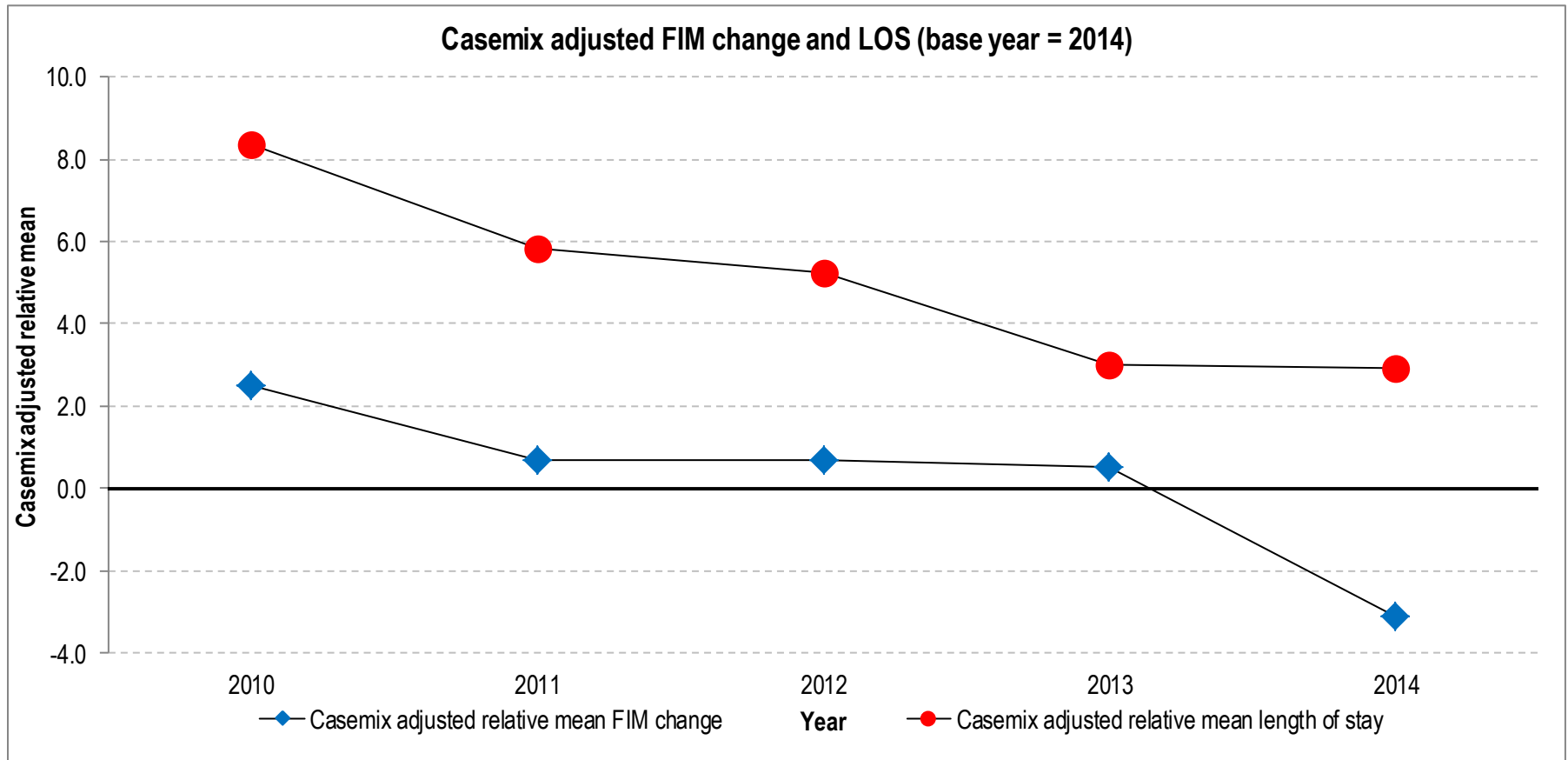
Casemix-adjusted relative means



Outcome measures	YOUR FACILITY	
	Casemix adjustment relative mean	95% CI
Length of stay	2.9	0.9 to 4.9
FIM change	-3.1	-5.3 to -1.0

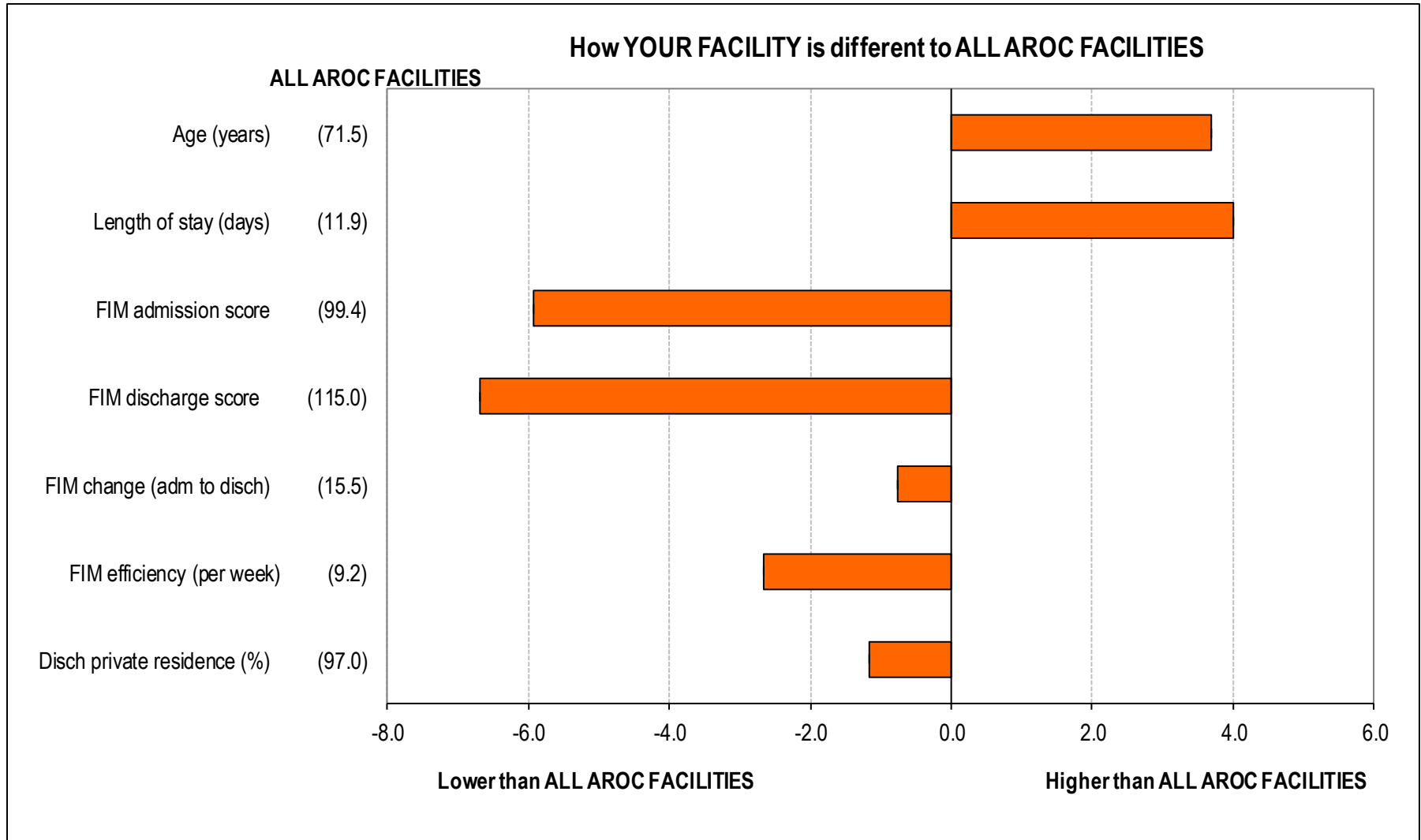
NOTE: Includes only completed episodes with valid FIM scores and LOS

Casemix-adjusted relative means over time



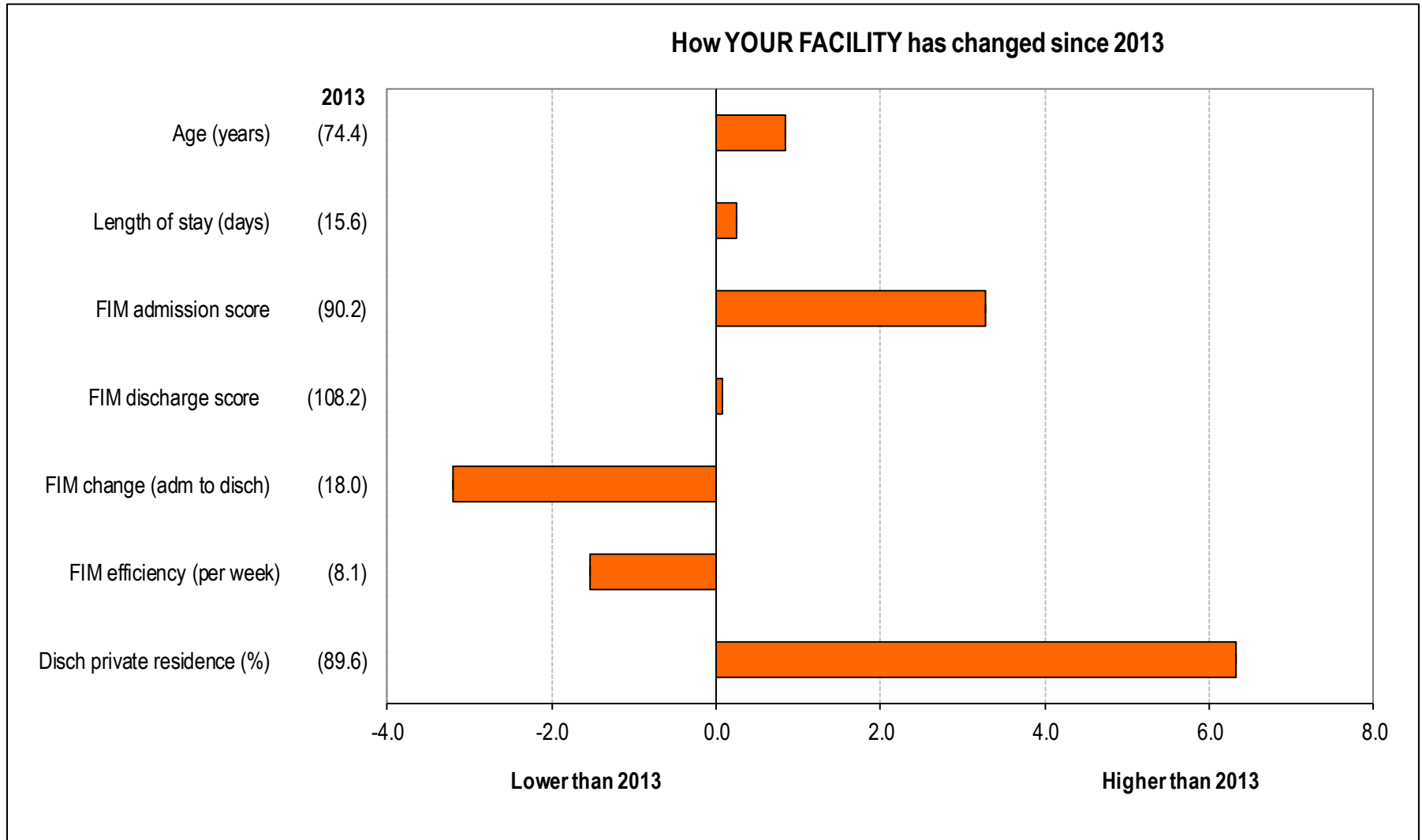
NOTE: Includes only completed episodes with valid FIM scores and LOS; where n<5 the casemix-adjusted relative mean will not be shown

Outcome measures – difference from National



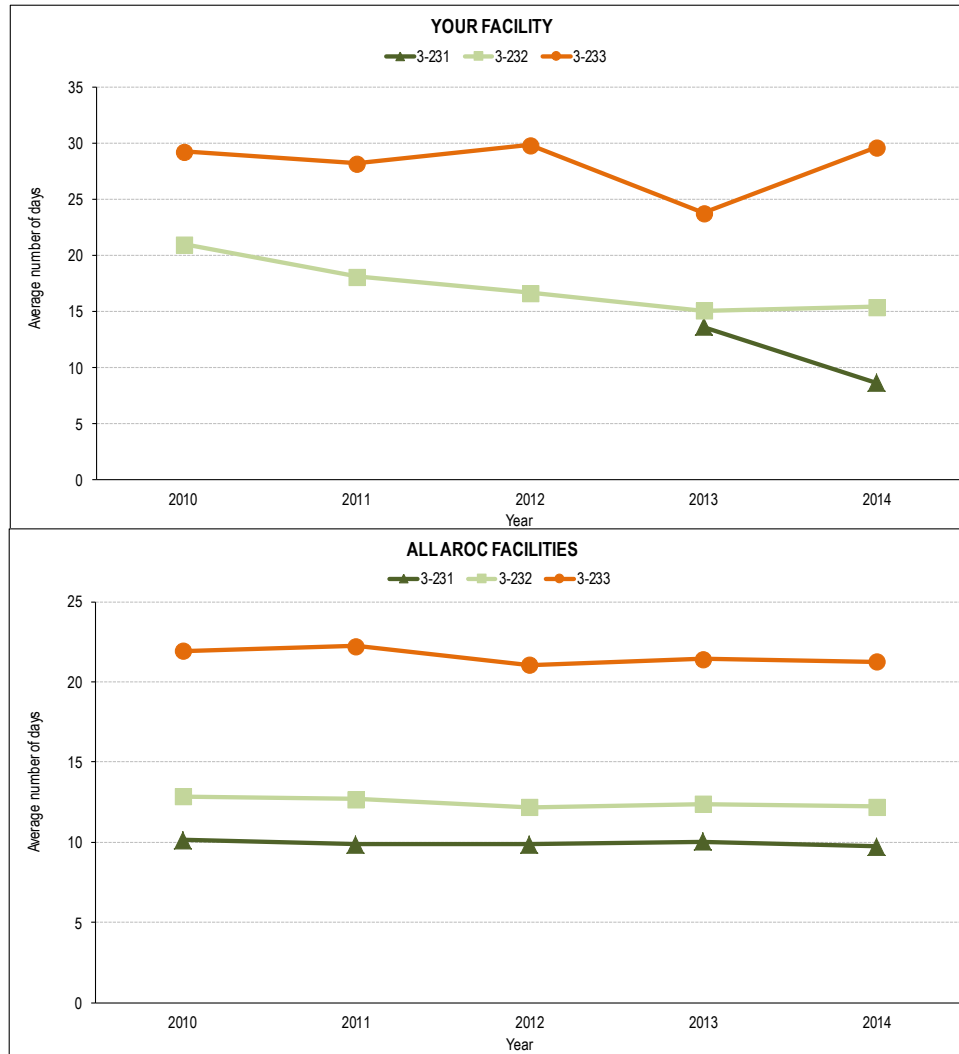
NOTE: Includes only completed episodes with valid FIM scores and LOS

Outcome measures – difference from 2013



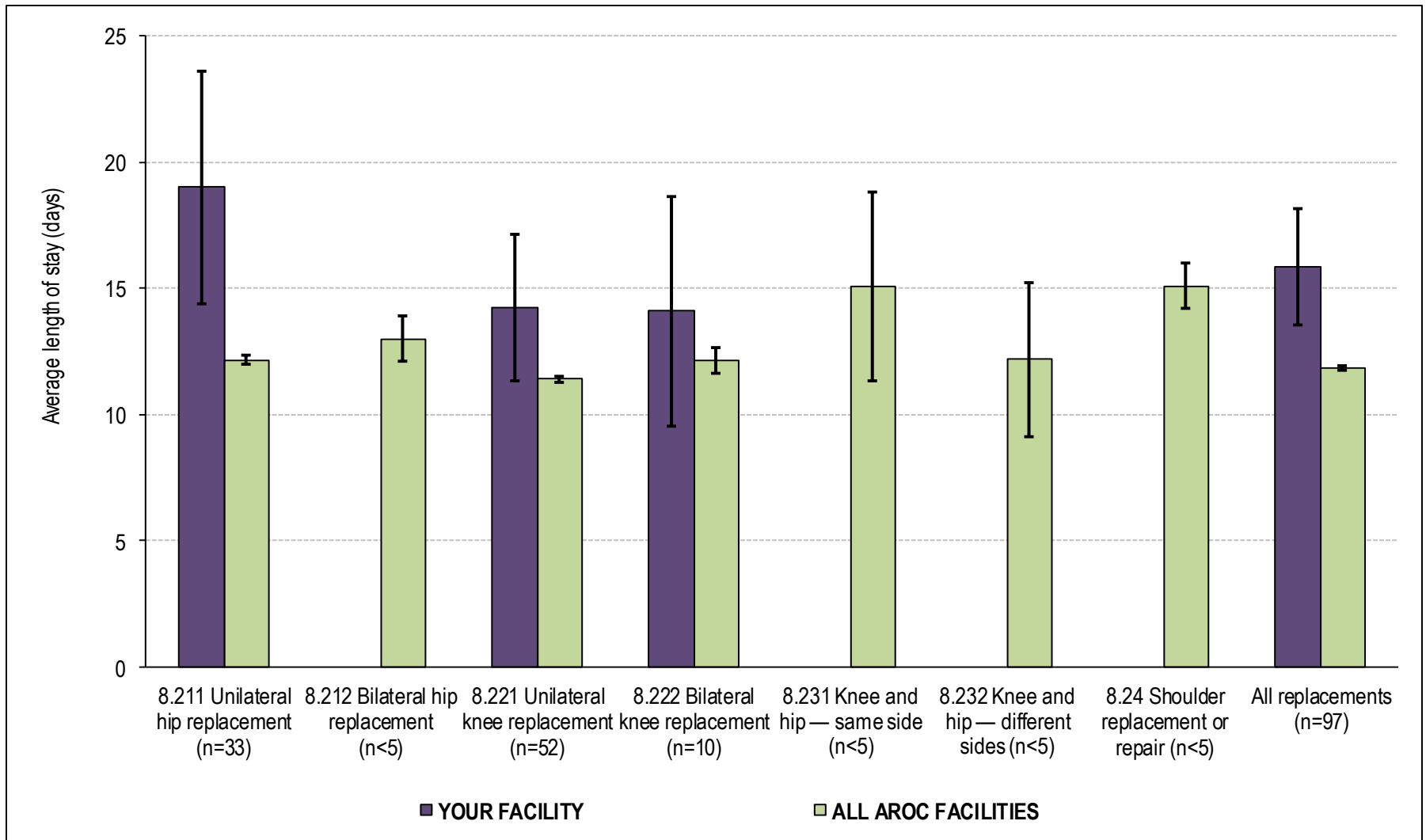
NOTE: Includes only completed episodes with valid FIM scores and LOS

Average LOS by AN-SNAP class over time



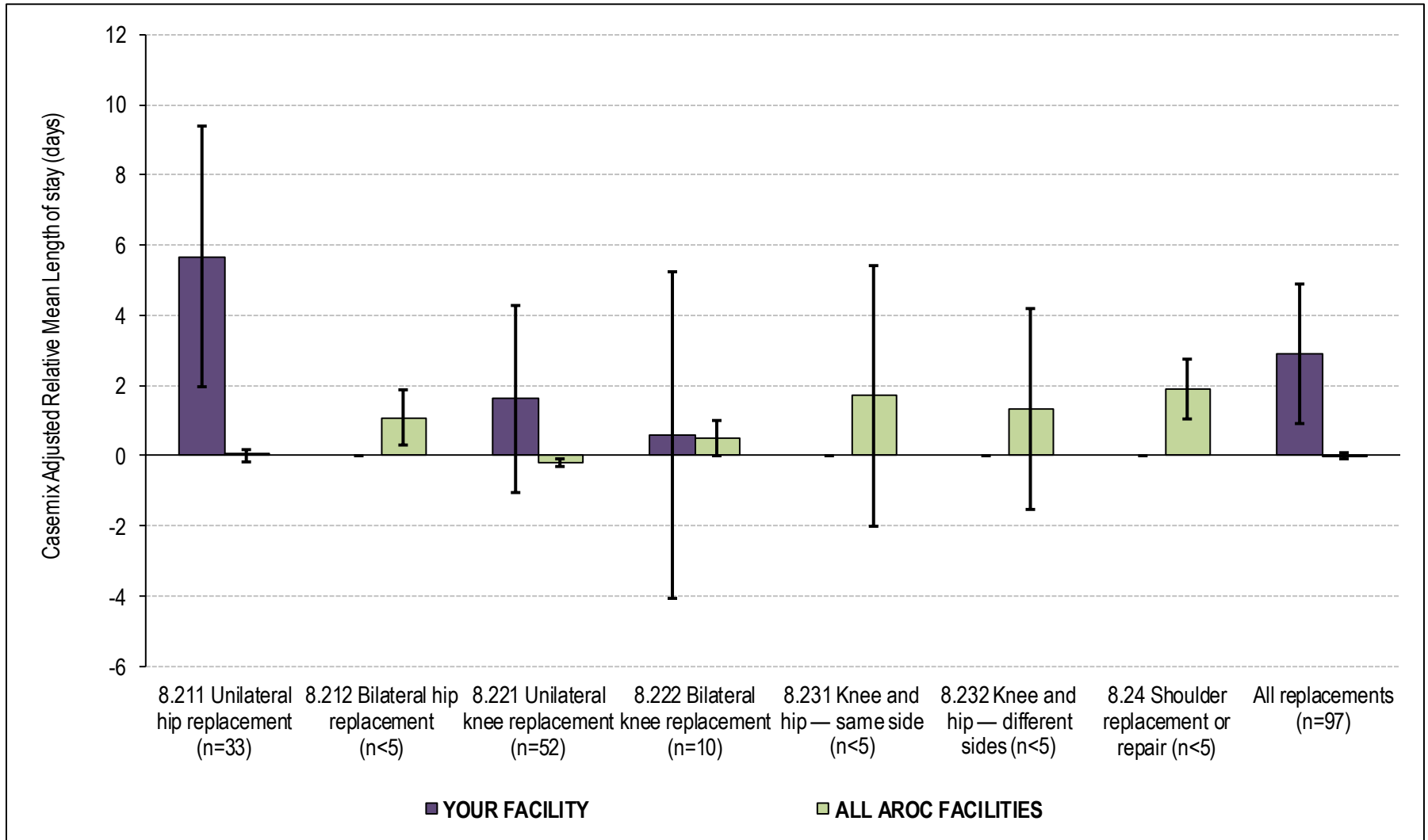
NOTE: Includes only completed episodes with valid LOS; where n<5 ALOS will not be shown

Average LOS by impairment



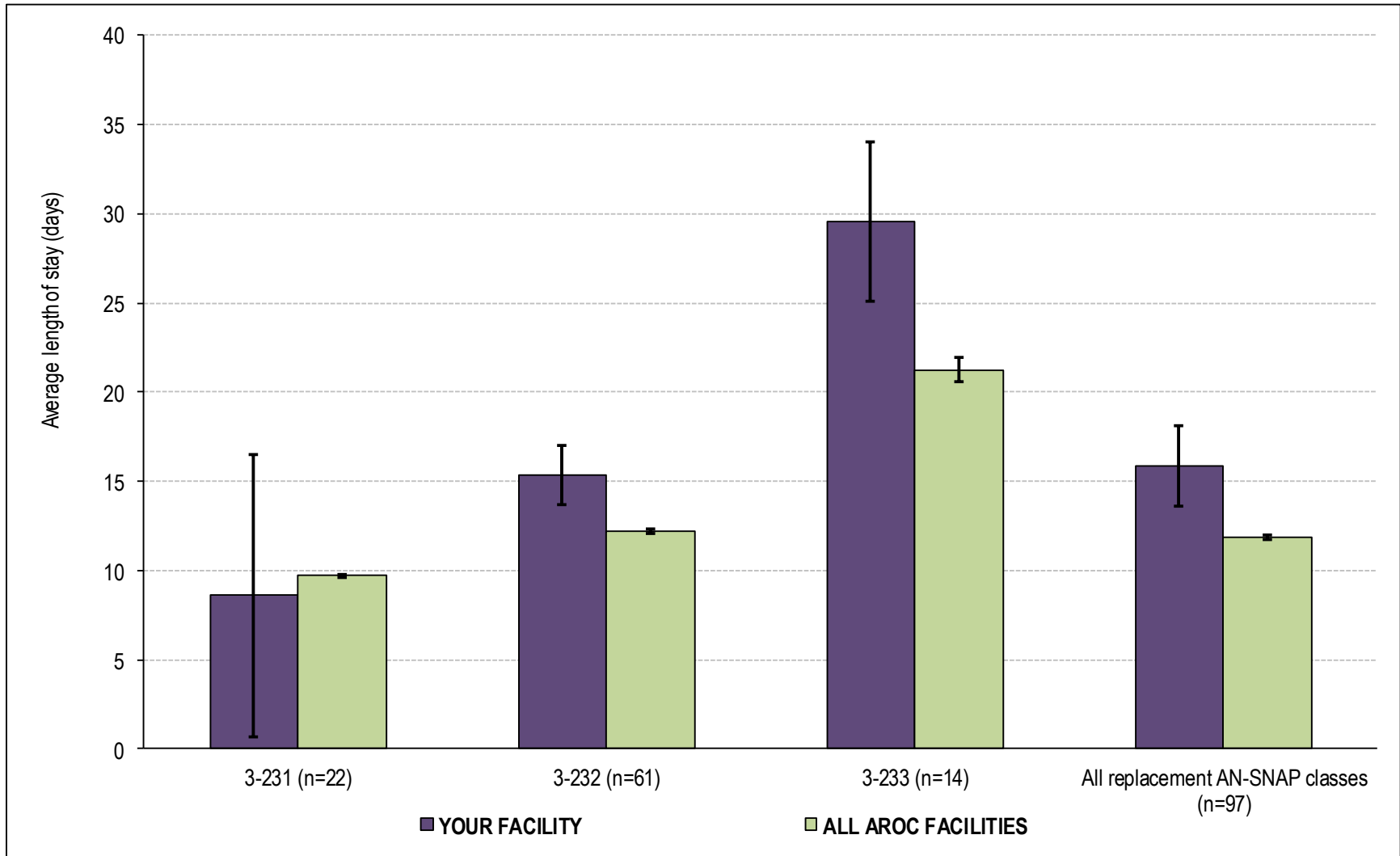
NOTE: Includes only completed episodes with valid LOS

Casemix-adjusted relative mean LOS by impairment



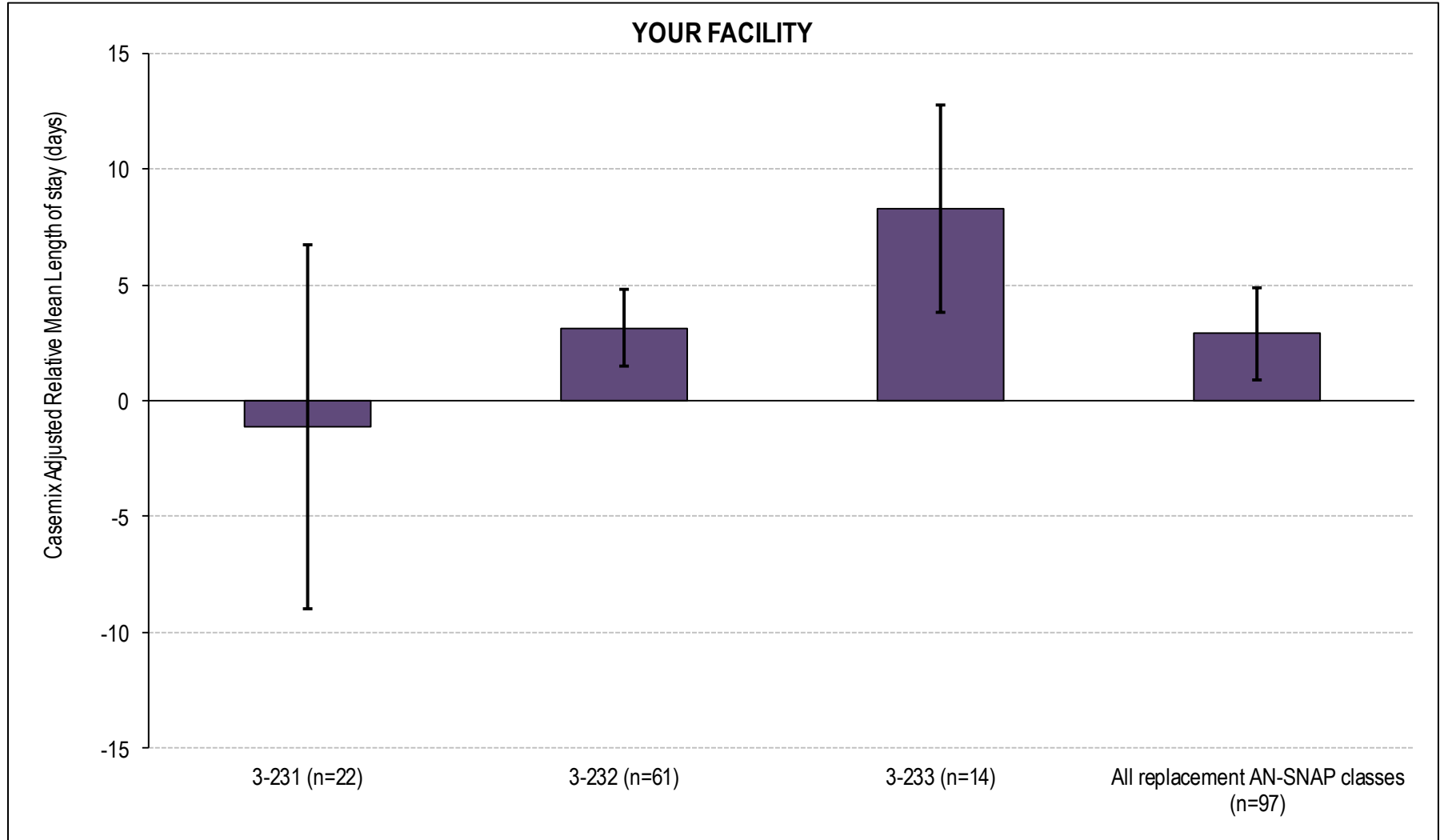
NOTE: Includes only completed episodes with valid LOS

Average LOS by AN-SNAP class



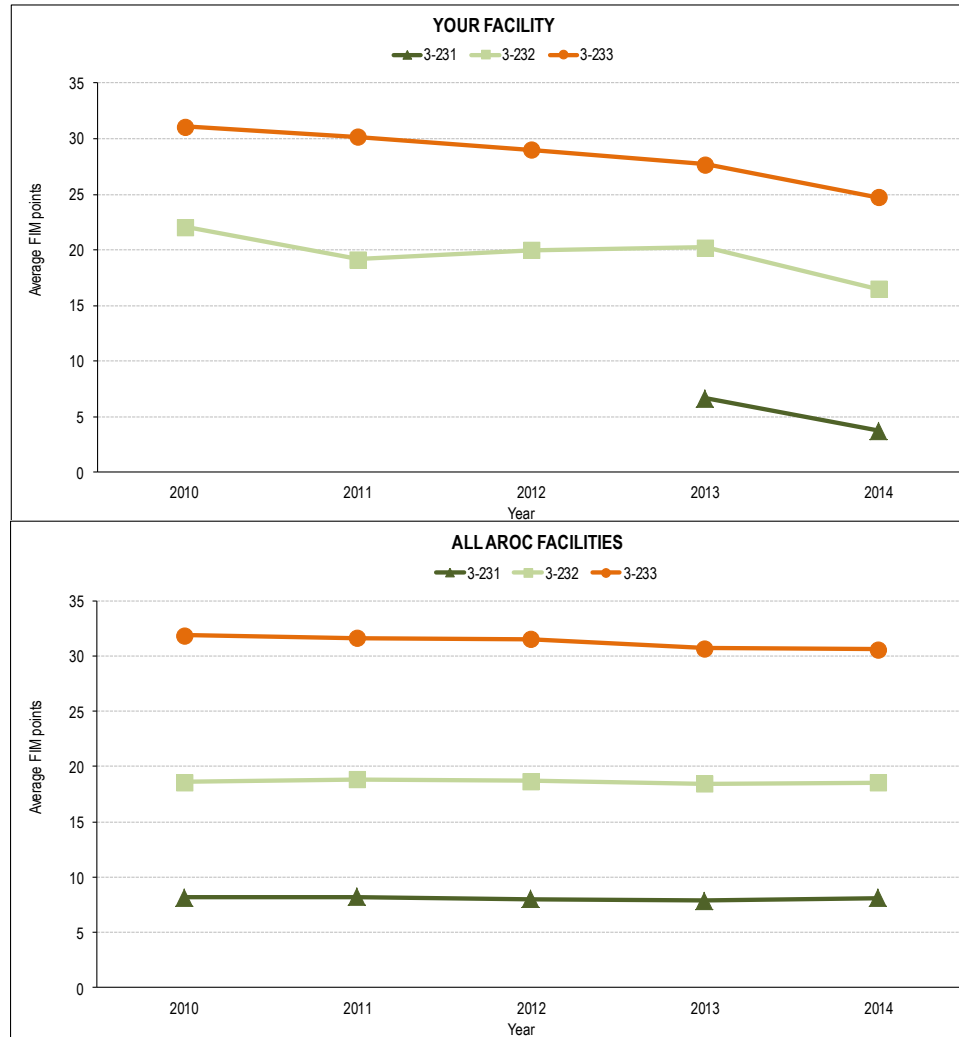
NOTE: Includes only completed episodes with valid LOS

Casemix-adjusted relative mean LOS by AN-SNAP class



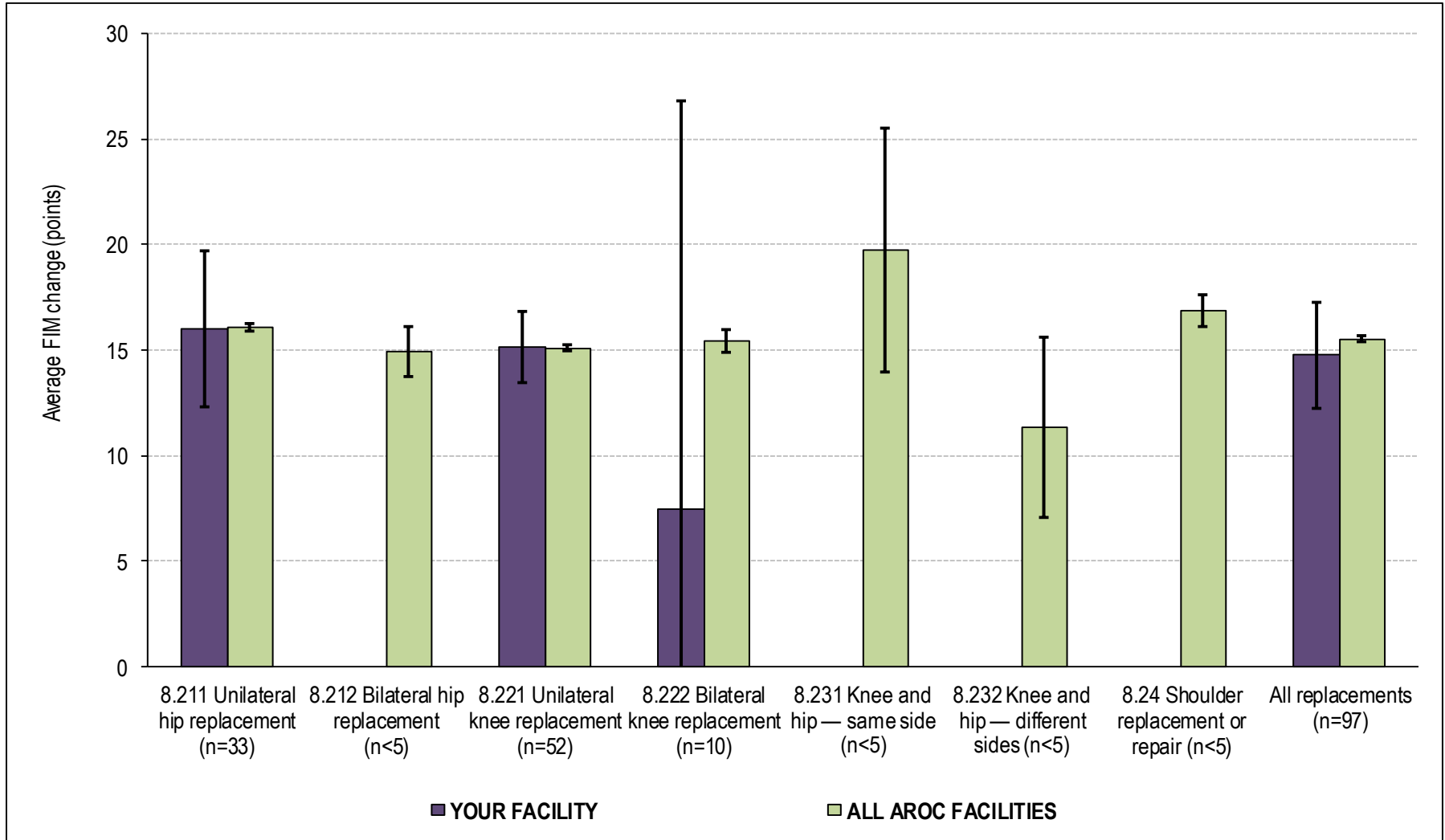
NOTE: Includes only completed episodes with valid LOS

Average FIM change by AN-SNAP class over time



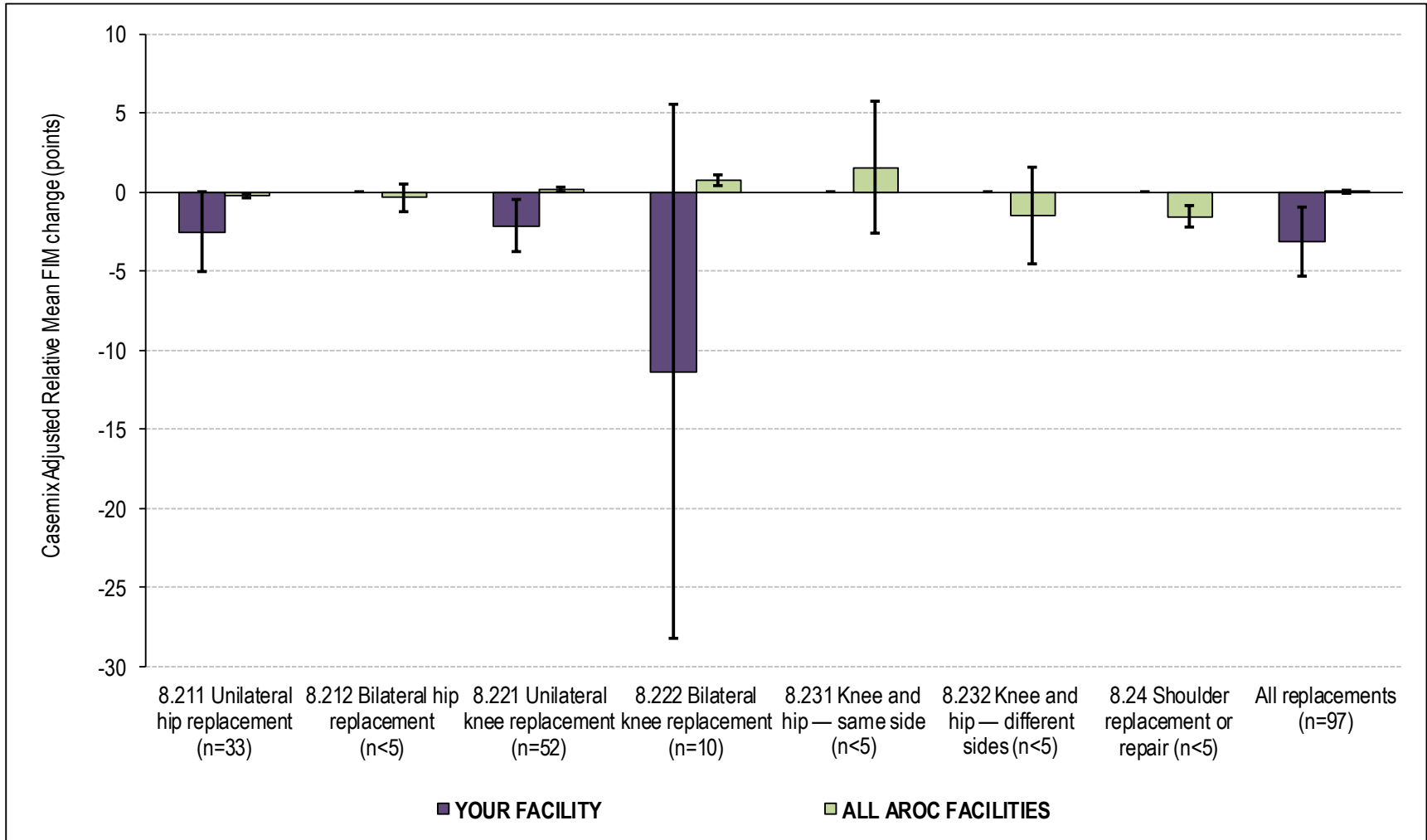
NOTE: Includes only completed episodes with valid FIM scores; where n<5 average FIM change will not be shown

Average FIM change by impairment



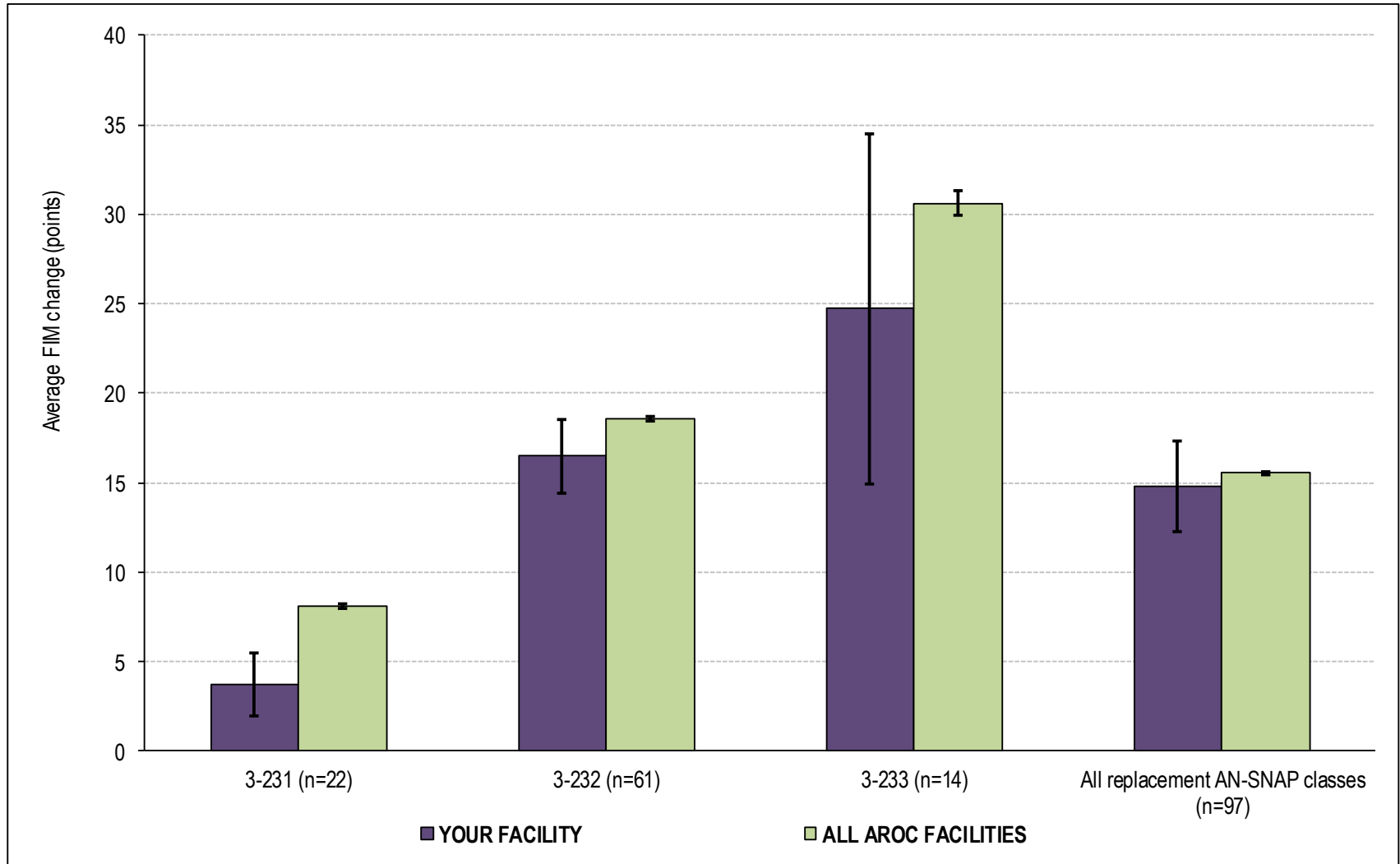
NOTE: Includes only completed episodes with valid FIM scores

Casemix-adjusted relative mean FIM change by impairment



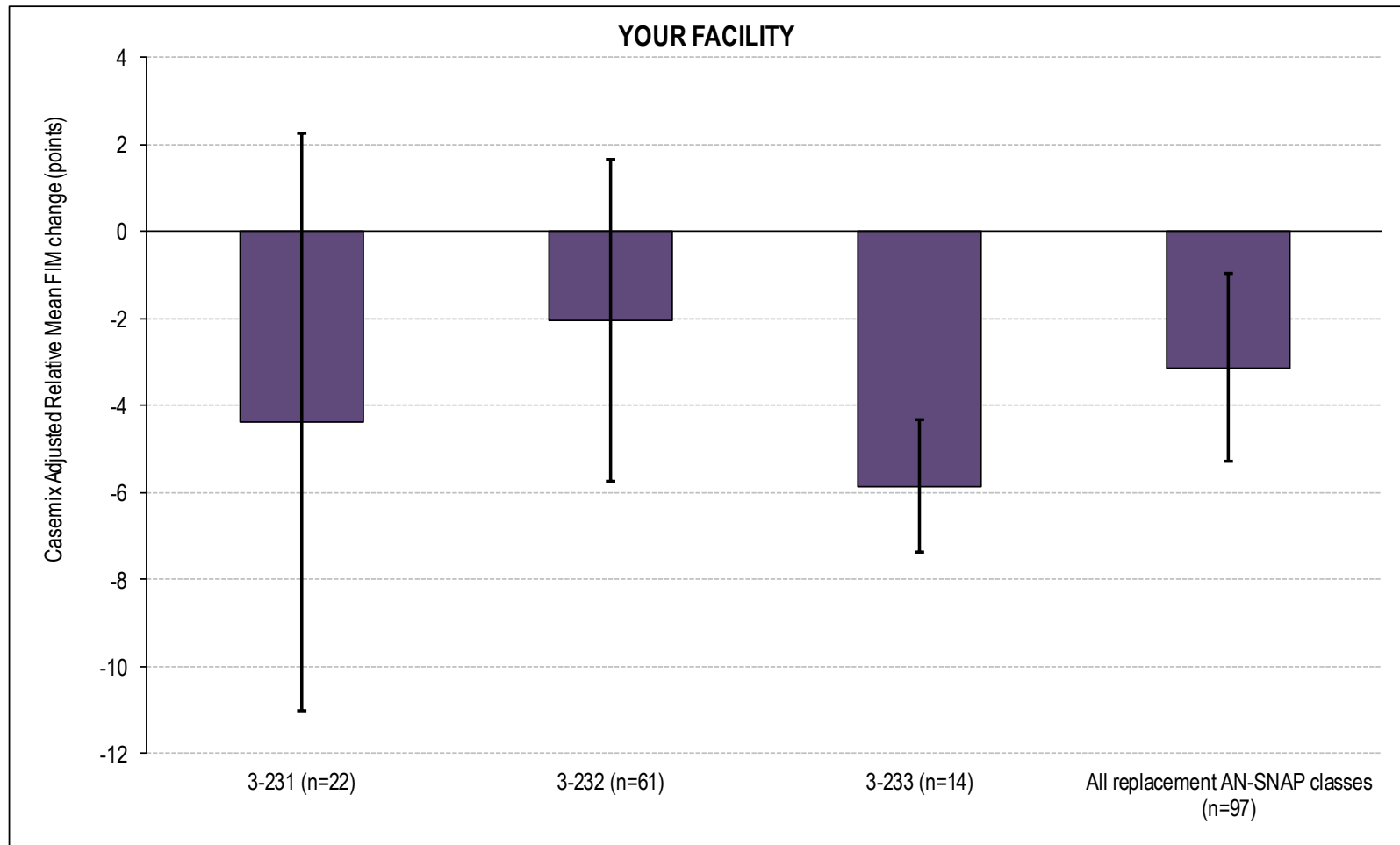
NOTE: Includes only completed episodes with valid FIM scores

Average FIM change by AN-SNAP class



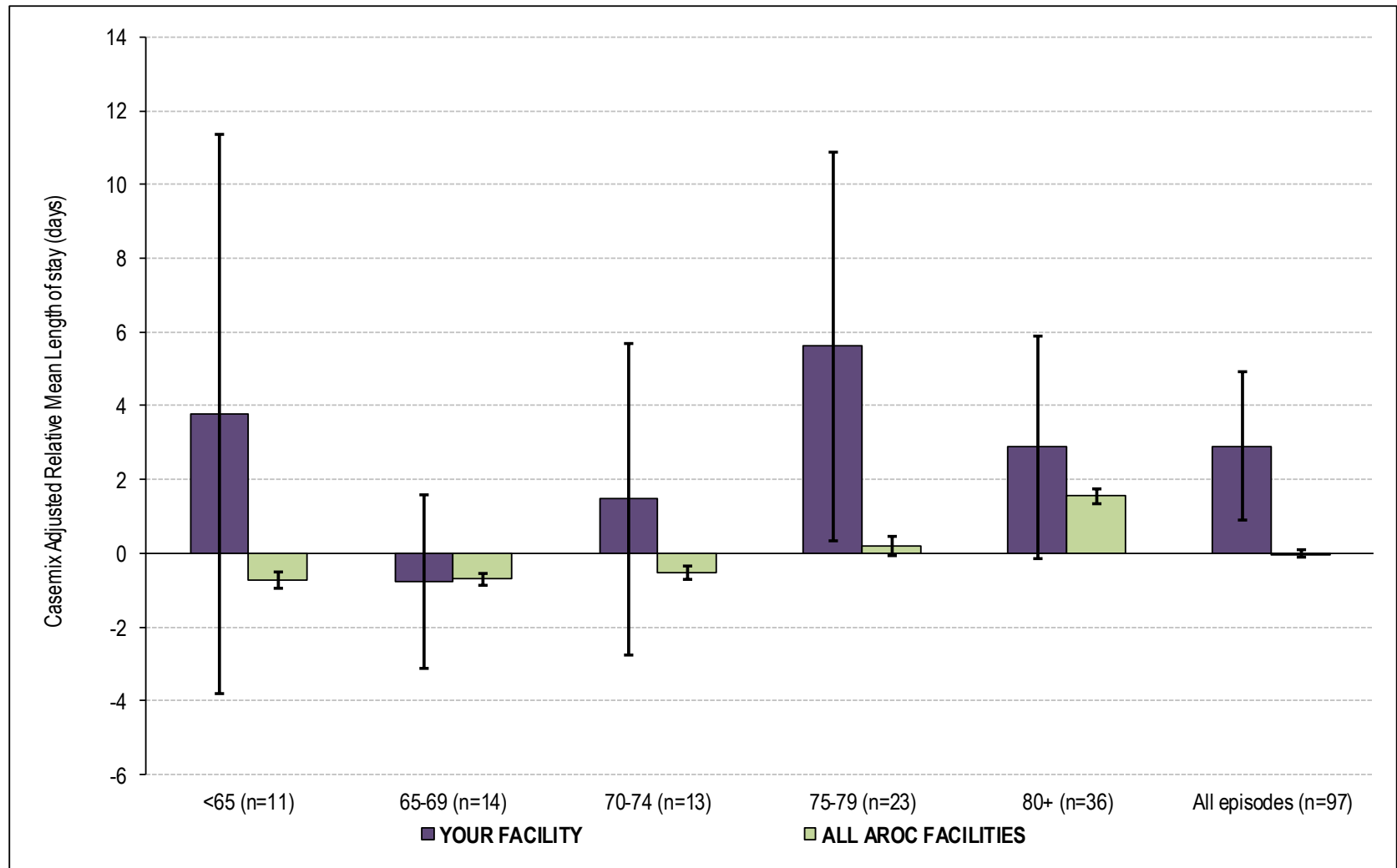
NOTE: Includes only completed episodes with valid FIM scores

Casemix-adjusted relative mean FIM change by AN-SNAP class



NOTE: Includes only completed episodes with valid FIM scores

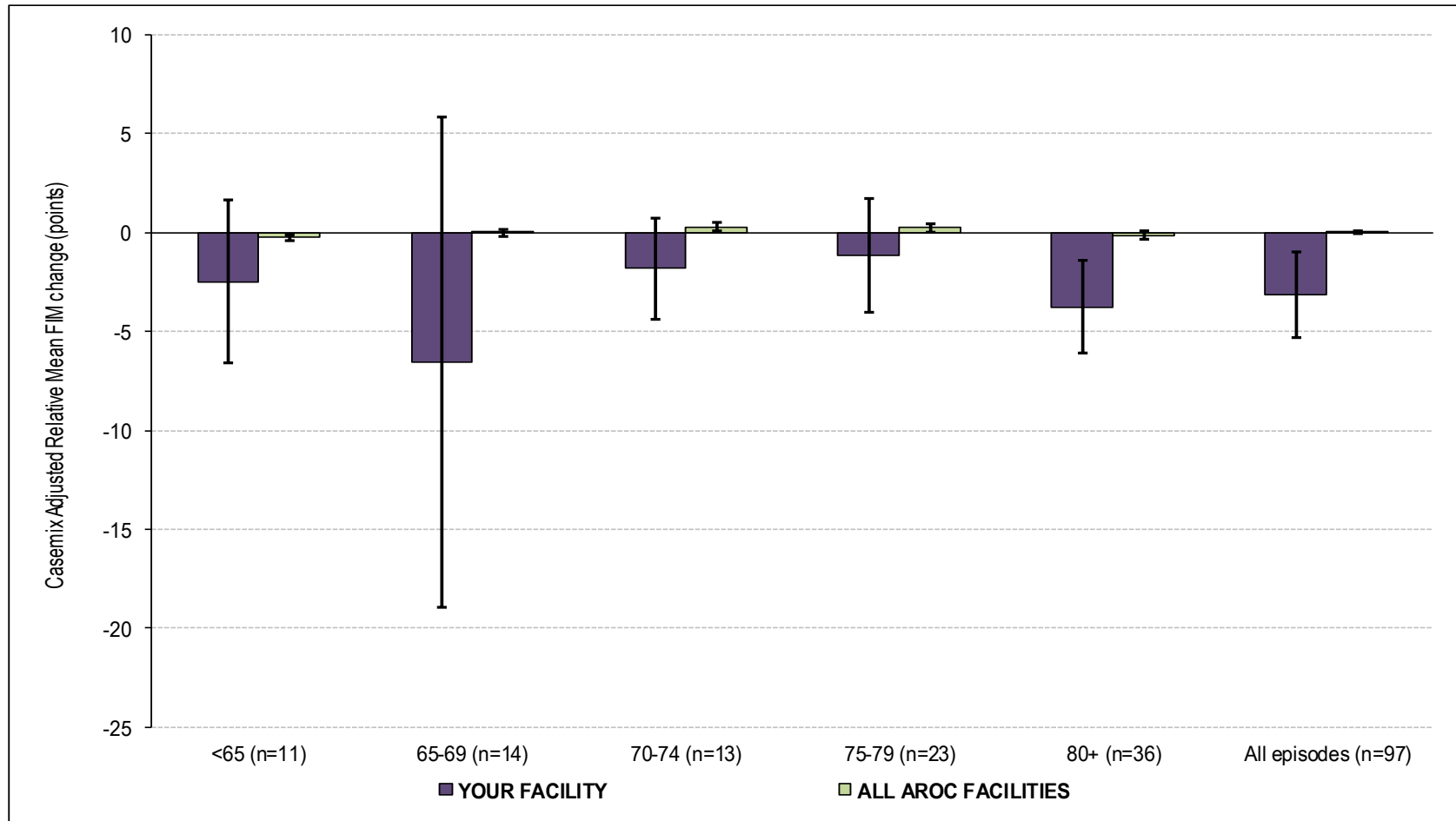
Casemix-adjusted relative mean LOS by age group*



NOTE: Includes only completed episodes with valid LOS and age

* Approximately 20% of all episodes per age group

Casemix-adjusted relative mean FIM change by age group*



NOTE: Includes only completed episodes with valid FIM scores and age

* Approximately 20% of all episodes per age group

Average and casemix-adjusted relative mean length of stay and FIM change by age group*

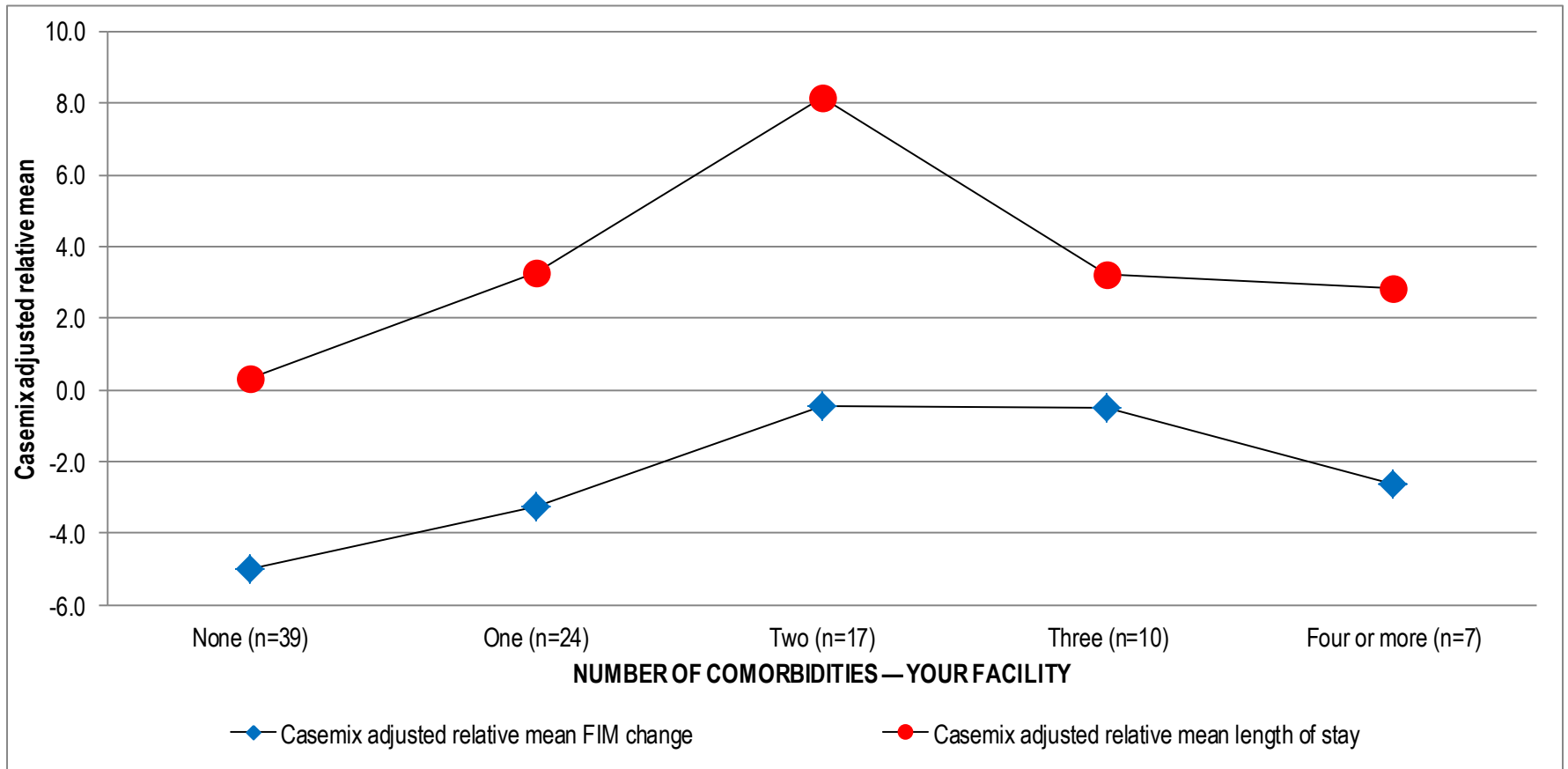
Age group	YOUR FACILITY		ALL AROC FACILITIES	
	LOS (95%CI)	FIM change (95% CI)	LOS (95% CI)	FIM change (95% CI)
<65	18.0 (9.8—26.2)	17.5 (12.9—22.0)	10.4 (10.2—10.6)	13.2 (13.0—13.4)
65-69	10.7 (8.4—13.0)	9.0 (-4.7—22.7)	10.7 (10.5—10.9)	14.3 (14.1—14.6)
70-74	13.5 (7.7—19.3)	12.2 (8.1—16.2)	11.2 (11.0—11.4)	15.6 (15.3—15.9)
75-79	18.9 (13.1—24.7)	17.2 (13.1—21.3)	12.2 (12.0—12.5)	16.4 (16.2—16.7)
80+	16.1 (12.6—19.6)	15.6 (13.0—18.1)	14.5 (14.2—14.7)	18.2 (17.9—18.4)
All episodes	15.9 (13.6—18.2)	14.8 (12.3—17.3)	11.9 (11.8—12.0)	15.5 (15.4—15.7)

Age group	YOUR FACILITY		ALL AROC FACILITIES	
	CARMI LOS (95%CI)	CARMI FIM change (95% CI)	CARMI LOS (95% CI)	CARMI FIM change (95% CI)
<65	3.8 (-3.8—11.3)	-2.5 (-6.6—1.7)	-0.7 (-1.0—0.5)	-0.2 (-0.4—0.1)
65-69	-0.8 (-3.1—1.6)	-6.6 (-18.9—5.8)	-0.7 (-0.9—0.5)	0.0 (-0.2—0.2)
70-74	1.5 (-2.8—5.7)	-1.8 (-4.4—0.8)	-0.5 (-0.7—0.4)	0.3 (0.1—0.5)
75-79	5.6 (0.3—10.9)	-1.1 (-4.0—1.8)	0.2 (-0.1—0.4)	0.3 (0.0—0.5)
80+	2.9 (-0.1—5.9)	-3.8 (-6.1—1.4)	1.5 (1.3—1.8)	-0.1 (-0.3—0.1)
All episodes	2.9 (0.9—4.9)	-3.1 (-5.3—1.0)	0.0 (-0.1—0.1)	0.0 (-0.1—0.1)

NOTE: Includes only completed episodes with valid FIM scores and LOS and age

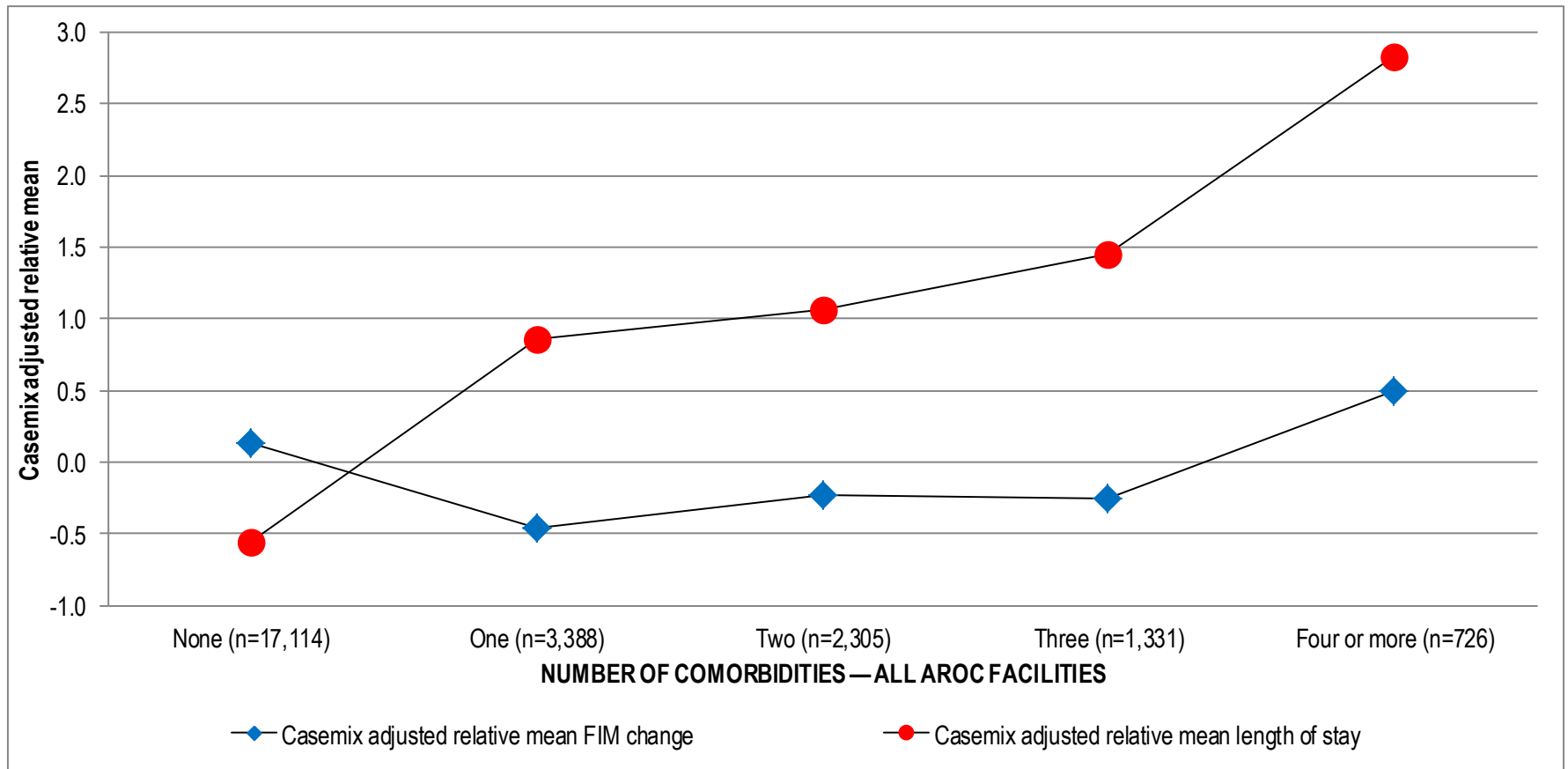
* Approximately 20% of all episodes per age group

Casemix-adjusted relative mean LOS and FIM change by number of comorbidities – YOUR FACILITY



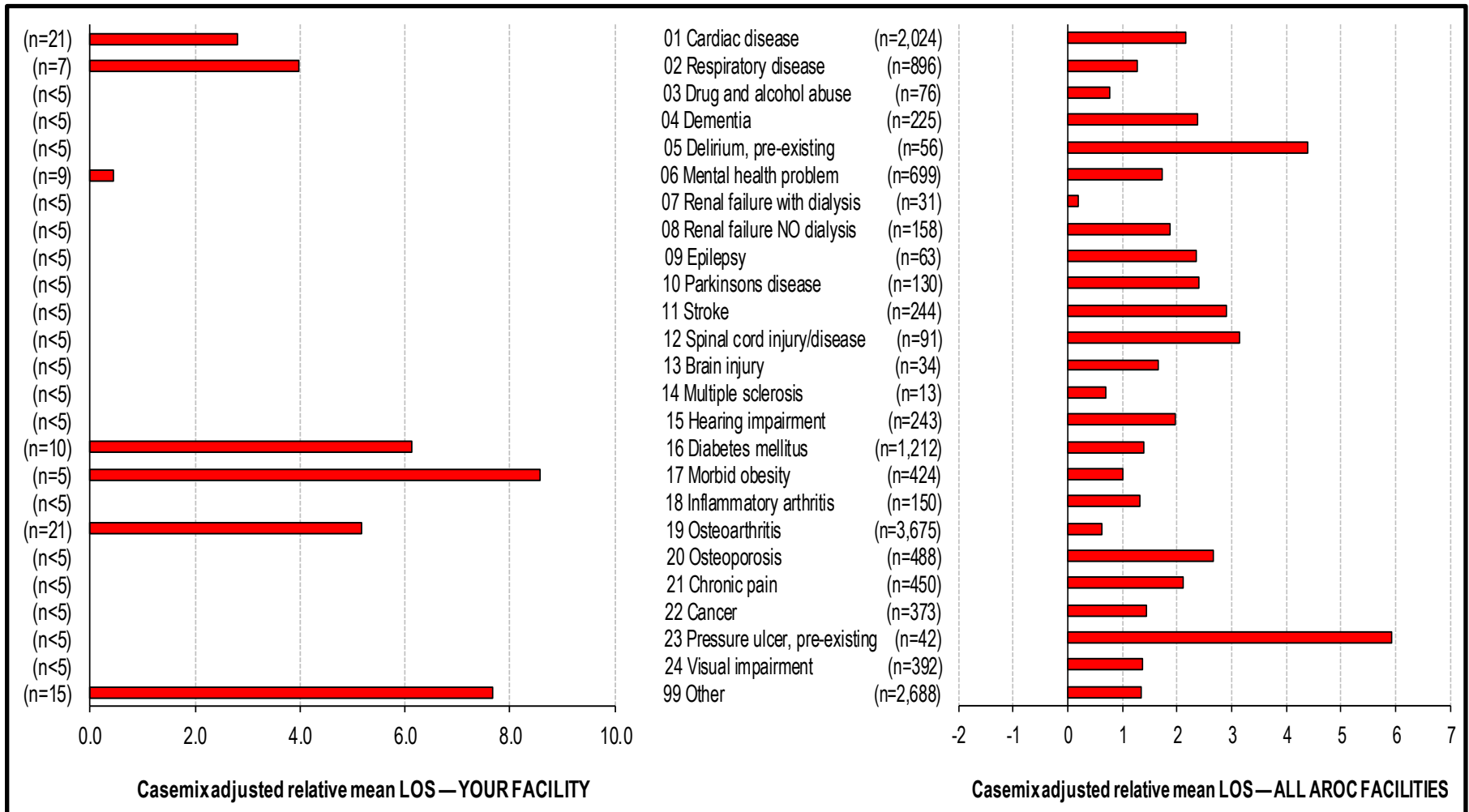
NOTE: Includes only completed episodes with valid FIM scores and LOS; where n<5 the casemix-adjusted relative mean will not be shown

Casemix-adjusted relative mean LOS and FIM change by number of comorbidities – ALL AROC FACILITIES



NOTE: Includes only completed episodes with valid FIM scores and LOS; where n<5 the casemix-adjusted relative mean will not be shown

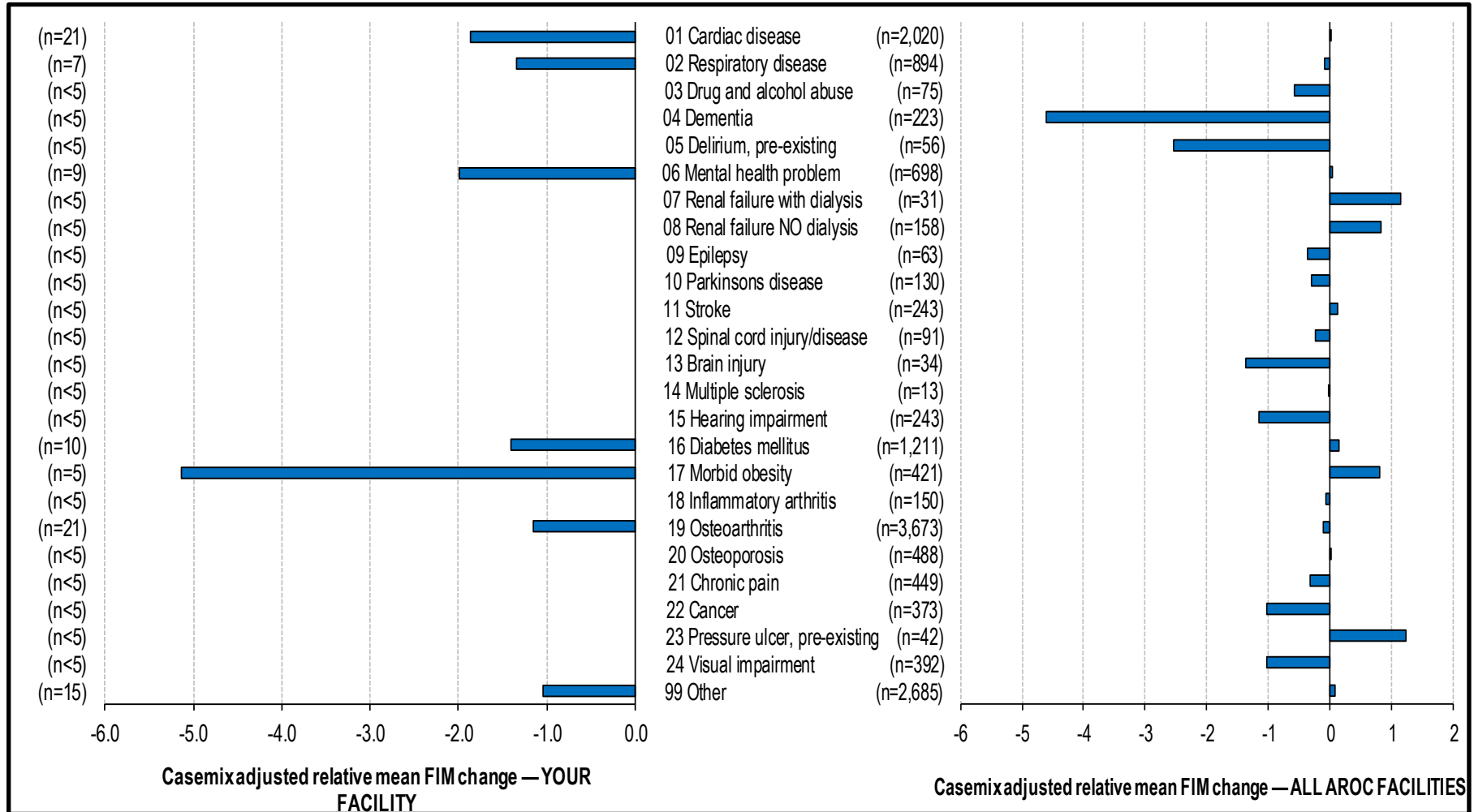
Casemix-adjusted relative mean LOS by type of comorbidity



* No data included where number of episodes <5

NOTE: Includes only completed episodes with valid LOS

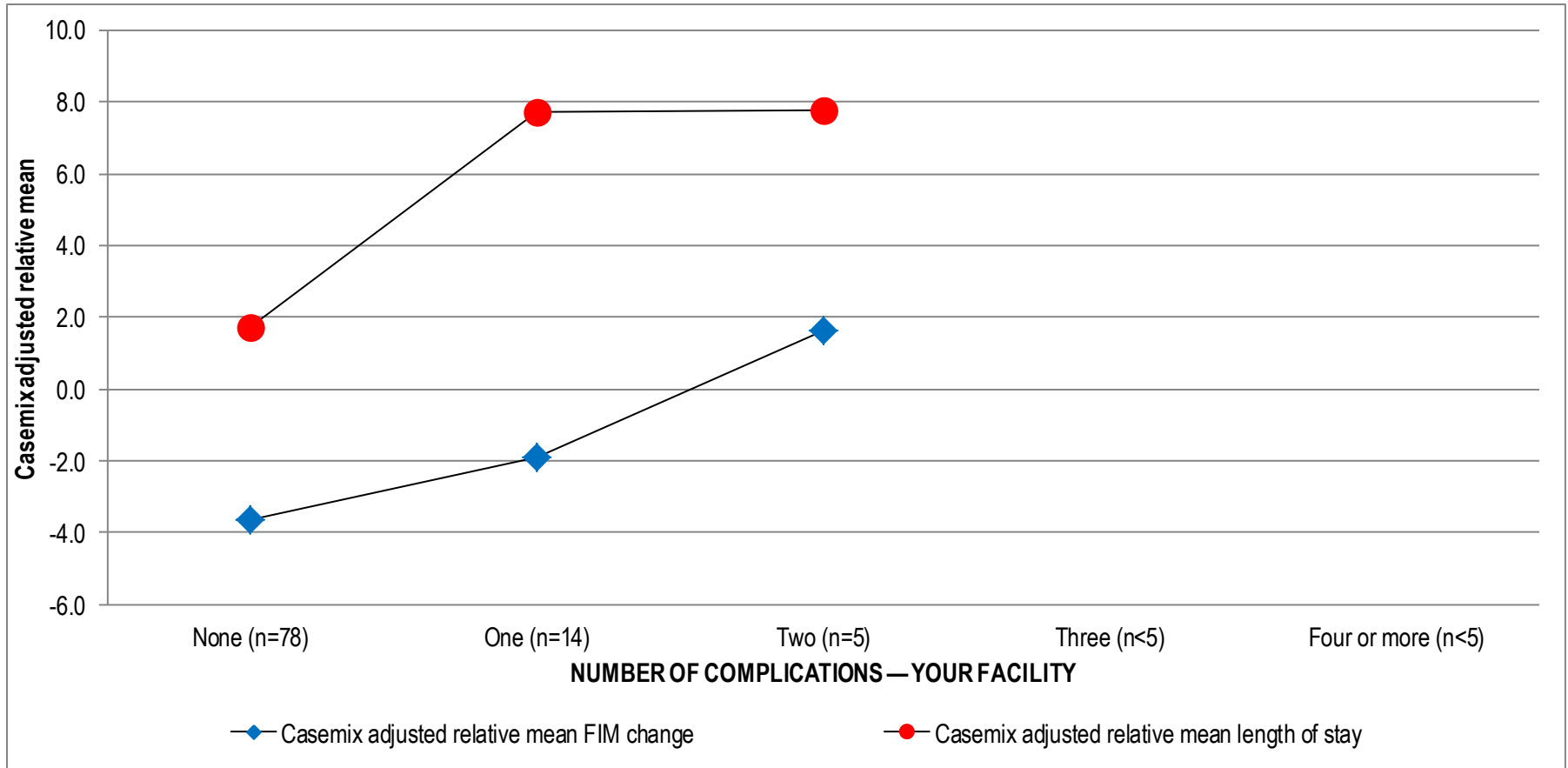
Casemix-adjusted relative mean FIM change by type of comorbidity



* No data included where number of episodes <5

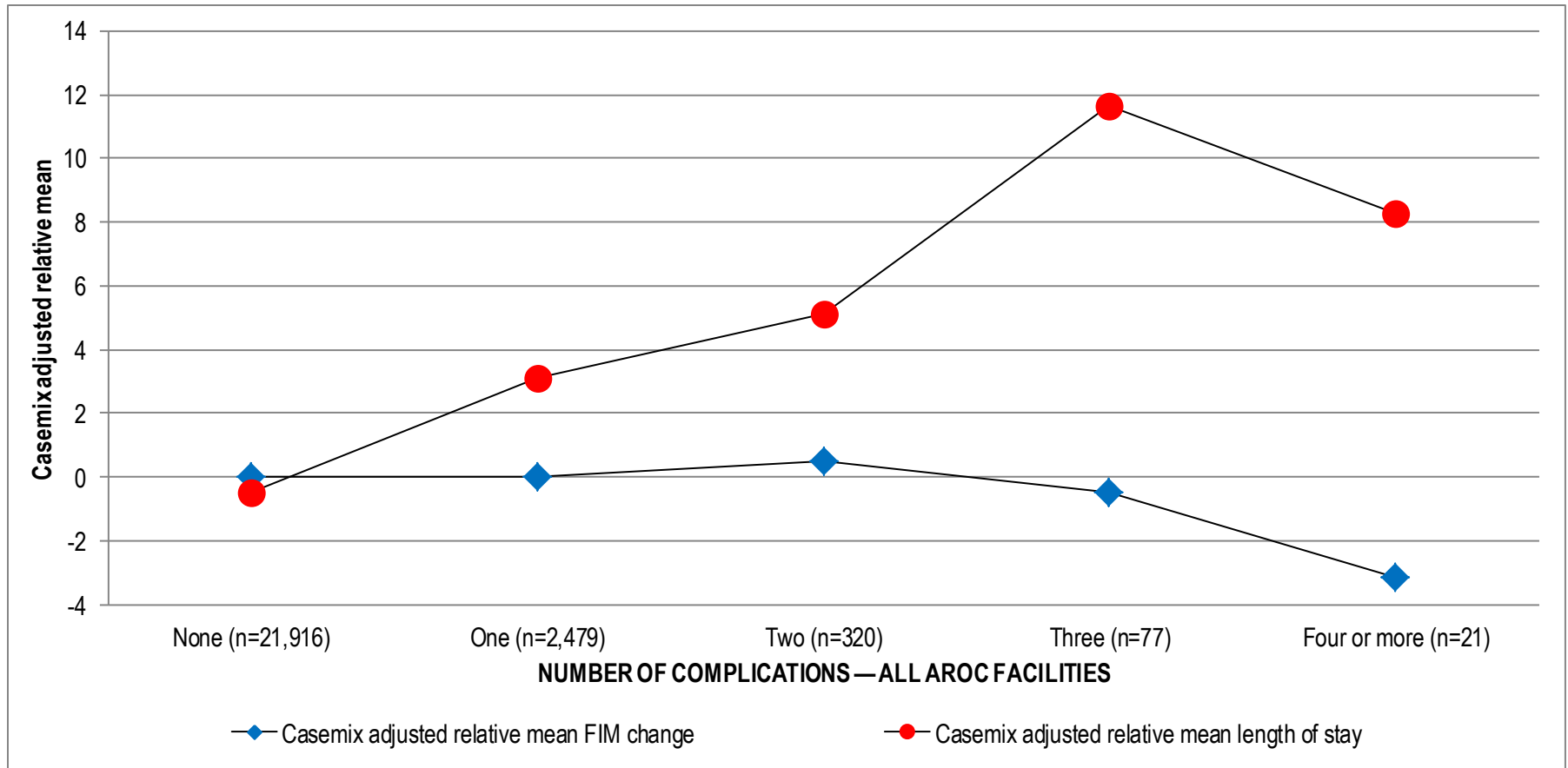
NOTE: Includes only completed episodes with valid FIM scores

Casemix-adjusted relative mean LOS and FIM change by number of complications – YOUR FACILITY



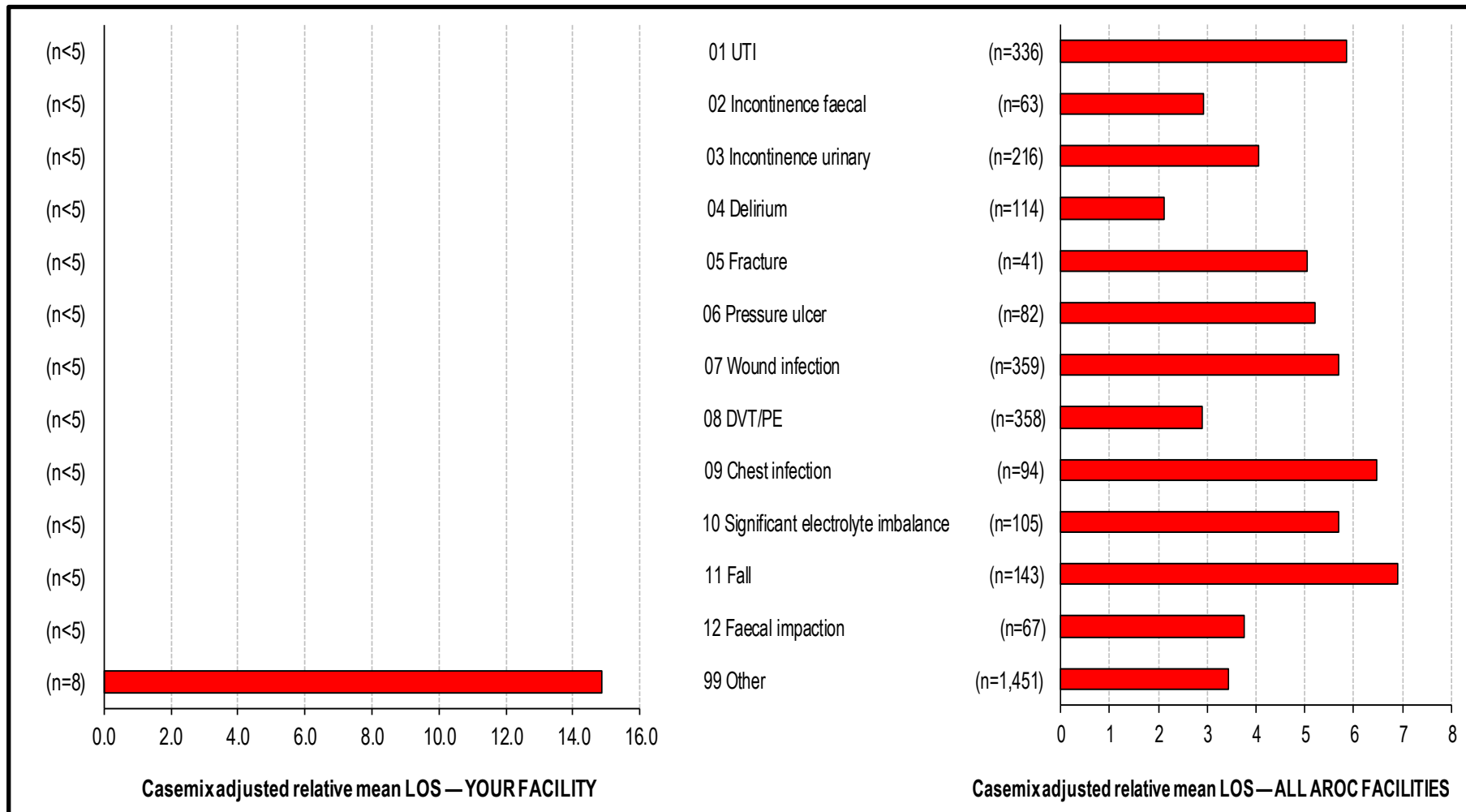
NOTE: Includes only completed episodes with valid FIM scores and LOS; where n<5 the casemix-adjusted relative mean will not be shown

Casemix-adjusted relative mean LOS and FIM change by number of complications – ALL AROC FACILITIES



NOTE: Includes only completed episodes with valid FIM scores and LOS; where n<5 the casemix-adjusted relative mean will not be shown

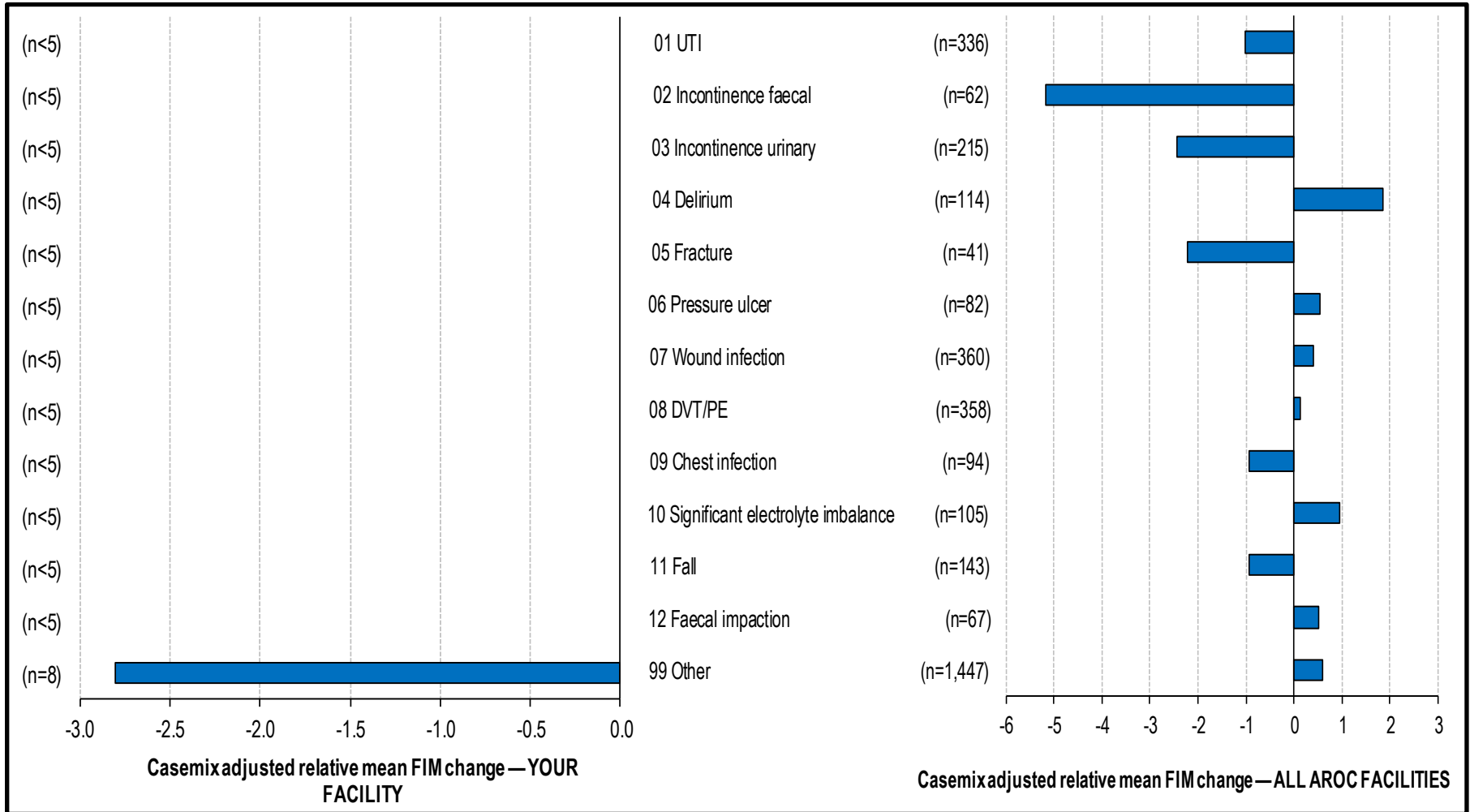
Casemix-adjusted relative mean length of stay by type of complication



* No data included where number of episodes <5

NOTE: Includes only completed episodes with valid LOS

Casemix-adjusted relative mean FIM change by type of complication

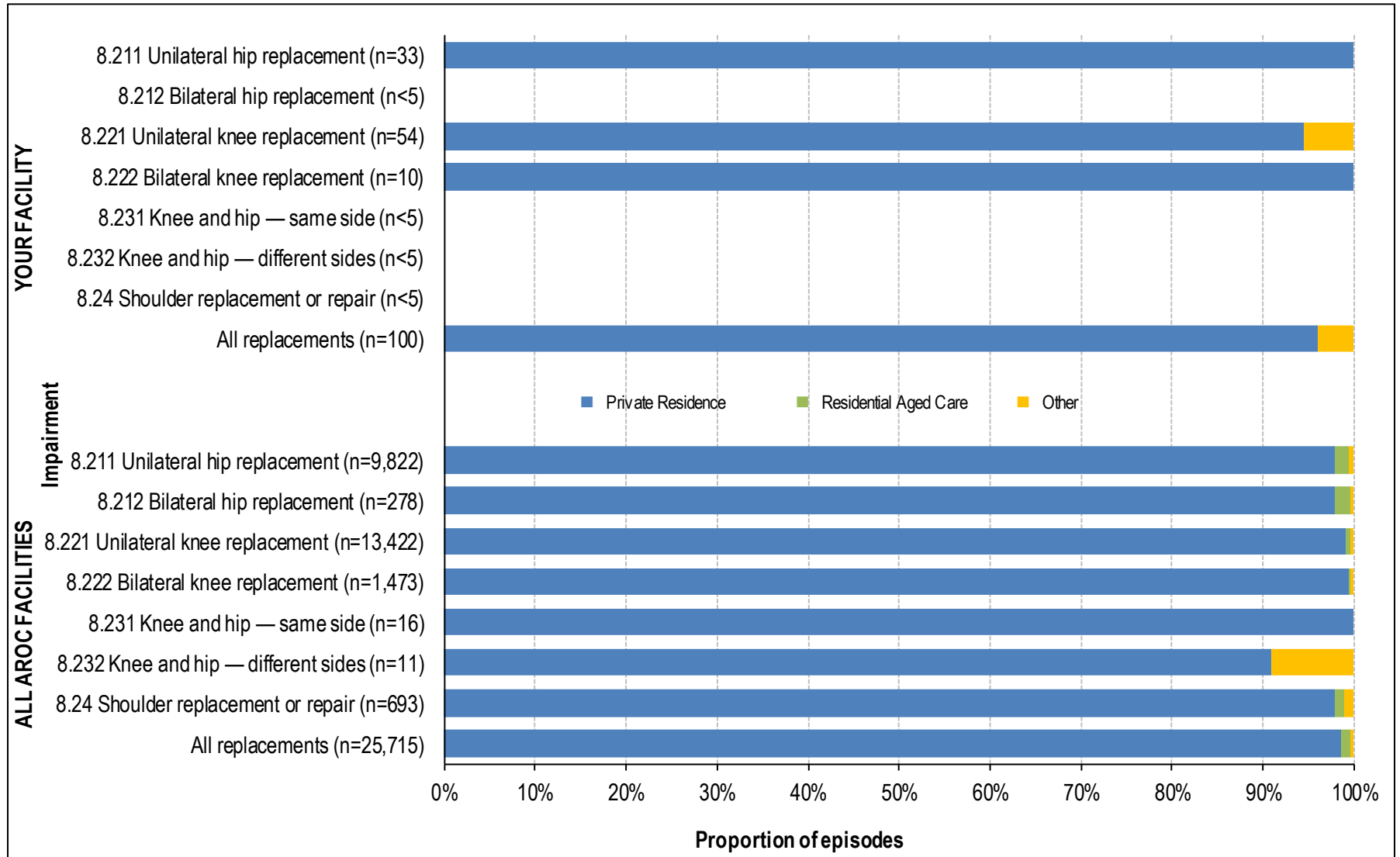


* No data included where number of episodes <5

NOTE: Includes only completed episodes with valid FIM scores

Explanatory data

Type of accommodation prior to impairment

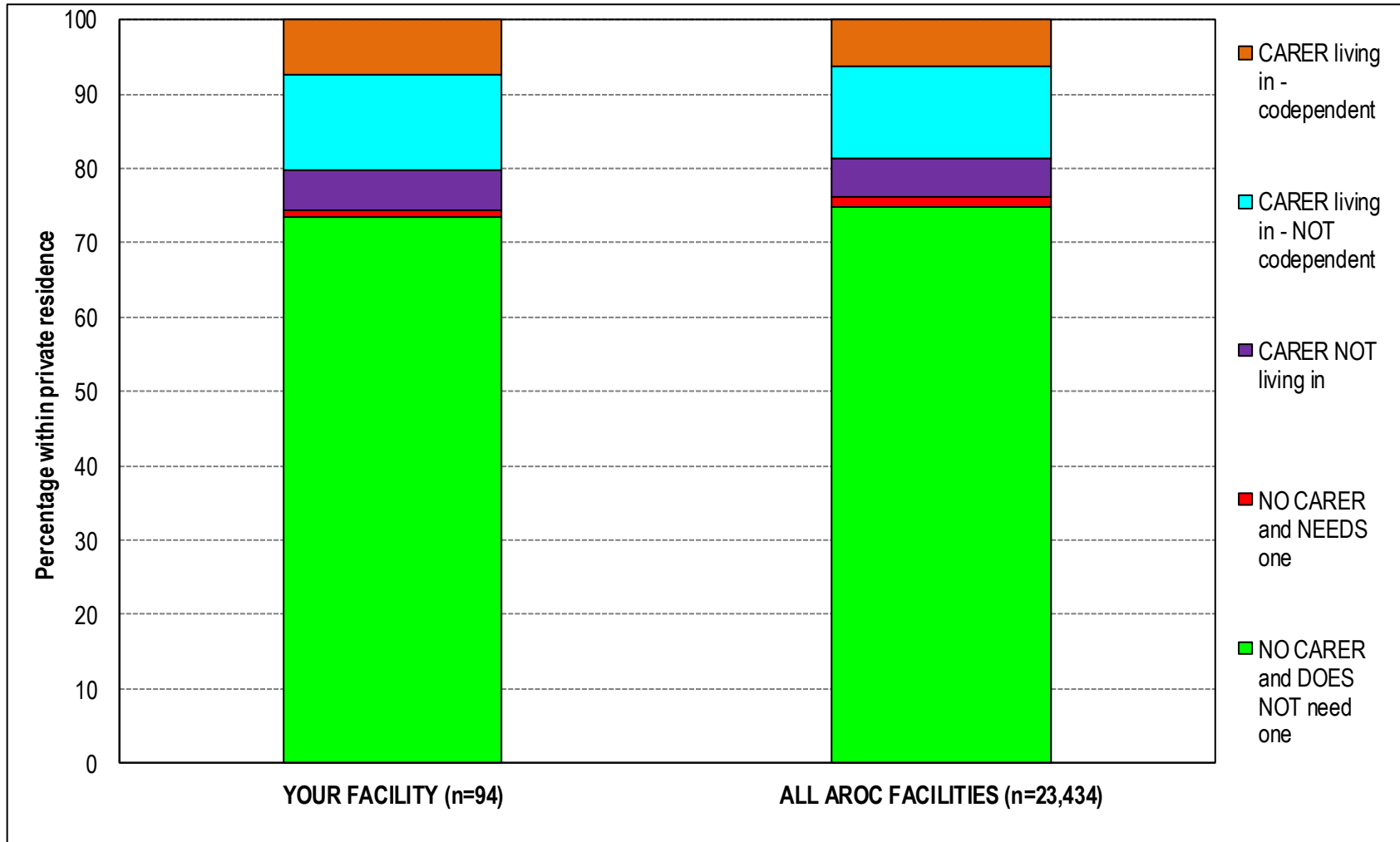


Type of accommodation prior to impairment

YOUR FACILITY — N (%)					
Impairment	Private residence	Residential Aged			All episodes
		Care	Other	Unknown	
8.211 Unilateral hip replacement	33 (100.0%)	0 (0.0%)	0 (0.0%)	0	33 (100.0%)
8.212 Bilateral hip replacement	2 (100.0%)	0 (0.0%)	0 (0.0%)	0	2 (100.0%)
8.221 Unilateral knee replacement	51 (94.4%)	0 (0.0%)	3 (5.6%)	0	54 (100.0%)
8.222 Bilateral knee replacement	10 (100.0%)	0 (0.0%)	0 (0.0%)	0	10 (100.0%)
8.231 Knee and hip — same side	0 —	0 —	0 —	0	0 —
8.232 Knee and hip — different sides	0 —	0 —	0 —	0	0 —
8.24 Shoulder replacement or repair	0 (0.0%)	0 (0.0%)	1 (100.0%)	0	1 (100.0%)
All replacements	96 (96.0%)	0 (0.0%)	4 (4.0%)	0	100 (100.0%)

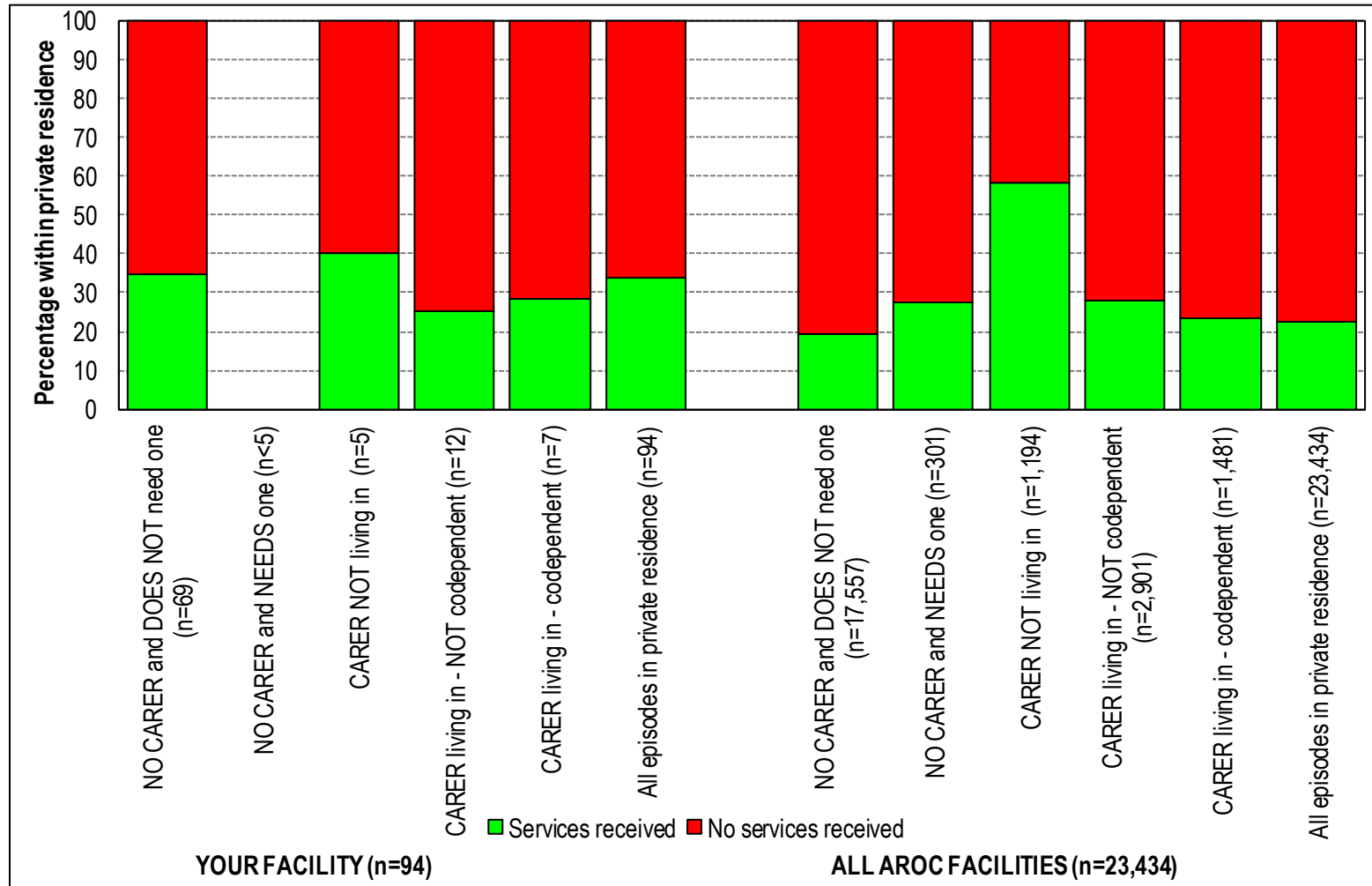
ALL AROC FACILITIES — N (%)					
Impairment	Private residence	Residential Aged			All episodes
		Care	Other	Unknown	
8.211 Unilateral hip replacement	9,544 (98.0%)	143 (1.5%)	54 (0.6%)	81	9,822 (100.0%)
8.212 Bilateral hip replacement	272 (97.8%)	5 (1.8%)	1 (0.4%)	0	278 (100.0%)
8.221 Unilateral knee replacement	13,208 (99.0%)	81 (0.6%)	50 (0.4%)	83	13,422 (100.0%)
8.222 Bilateral knee replacement	1,462 (99.5%)	2 (0.1%)	6 (0.4%)	3	1,473 (100.0%)
8.231 Knee and hip — same side	16 (100.0%)	0 (0.0%)	0 (0.0%)	0	16 (100.0%)
8.232 Knee and hip — different sides	10 (90.9%)	0 (0.0%)	1 (9.1%)	0	11 (100.0%)
8.24 Shoulder replacement or repair	673 (97.8%)	8 (1.2%)	7 (1.0%)	5	693 (100.0%)
All replacements	25,185 (98.6%)	239 (0.9%)	119 (0.5%)	172	25,715 (100.0%)

Carer status prior to impairment



NOTE: Includes only those episodes coming from private residence and with known carer status

Any services received prior to impairment



NOTE: Includes only those episodes coming from private residence and with known carer status

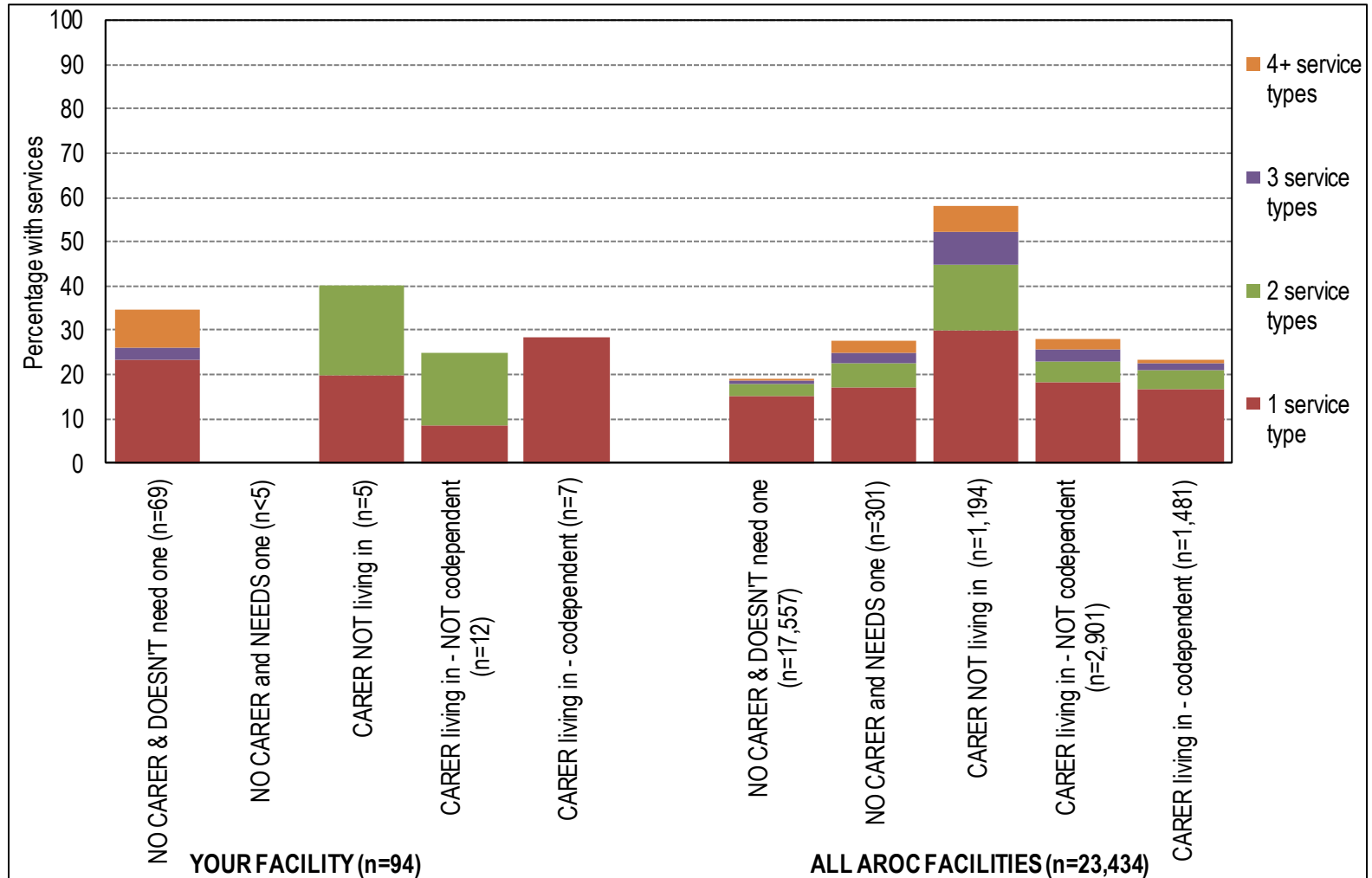
Carer status and any services received prior to impairment

Carer status prior to this impairment	YOUR FACILITY		ALL AROC FACILITIES	
	No.	%	No.	%
NO CARER and DOES NOT need one	69	73.4	17,557	74.9
NO CARER and NEEDS one	1	1.1	301	1.3
CARER NOT living in	5	5.3	1,194	5.1
CARER living in - NOT codependent	12	12.8	2,901	12.4
CARER living in - codependent	7	7.4	1,481	6.3
Missing	2		1,751	
All episodes in private residence	96	100.0	25,185	100.0

Carer status prior to this impairment	Any services received prior to this impairment?			
	YOUR FACILITY		ALL AROC FACILITIES	
	Yes (%)	No (%)	Yes (%)	No (%)
NO CARER and DOES NOT need one	34.8	65.2	19.1	80.9
NO CARER and NEEDS one	100.0	0.0	27.6	72.4
CARER NOT living in	40.0	60.0	58.2	41.8
CARER living in - NOT codependent	25.0	75.0	28.2	71.8
CARER living in - codependent	28.6	71.4	23.4	76.6
All episodes in private residence	34.0	66.0	22.6	77.4

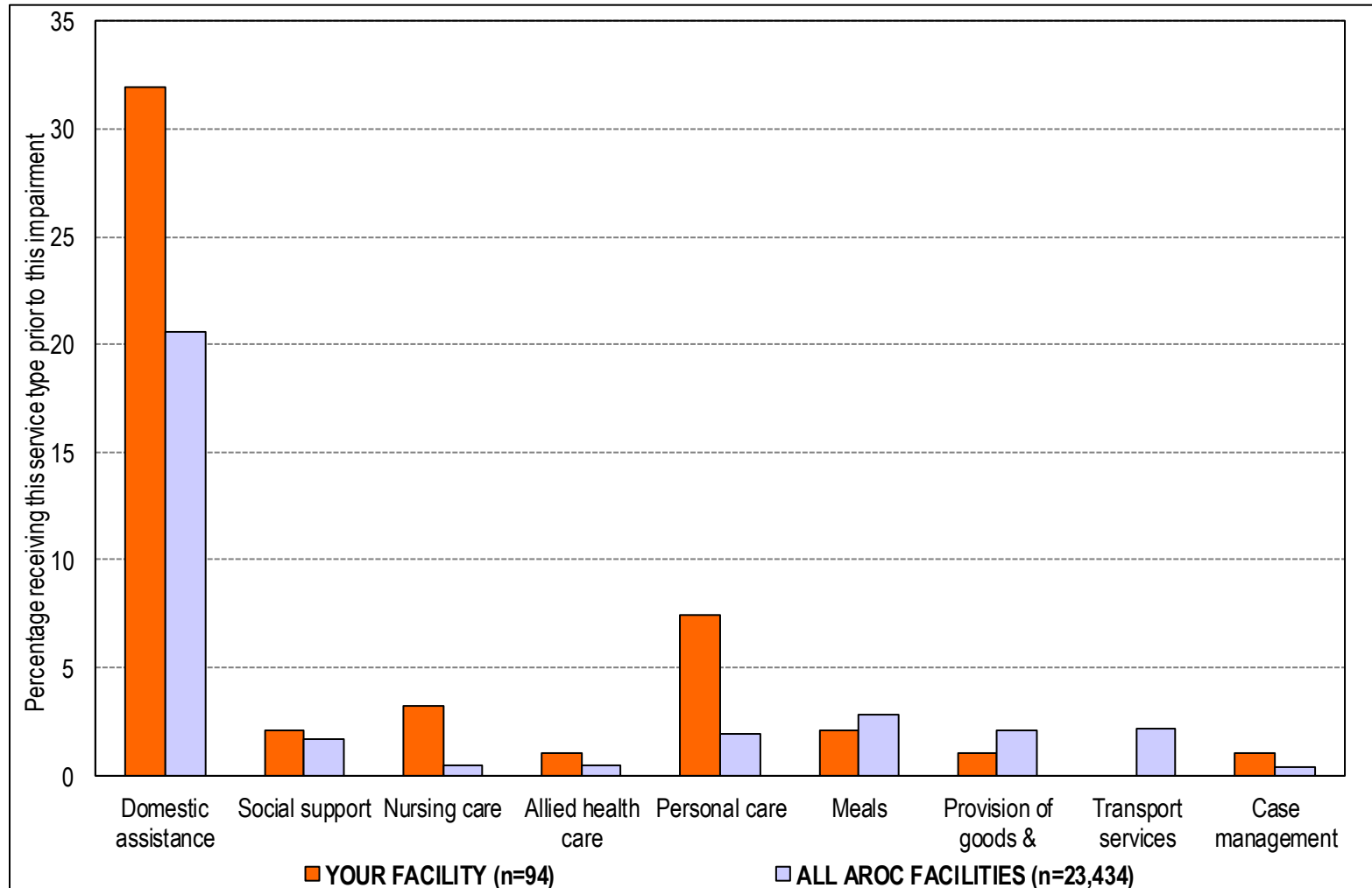
NOTE: Includes only those episodes coming from private residence and with known carer status

Number of services received prior to impairment



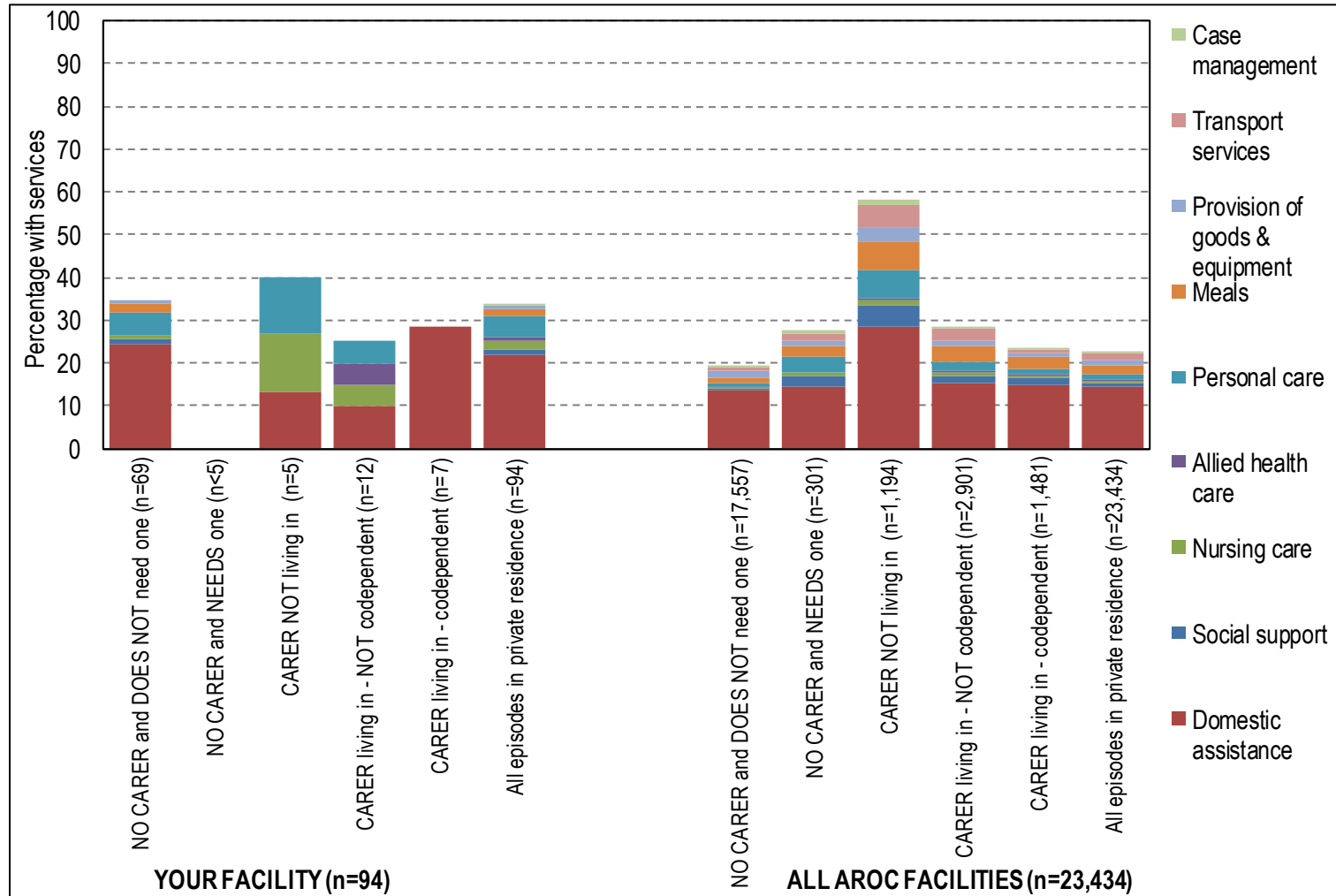
NOTE: Includes only those episodes coming from private residence and with known carer status

Type of services received prior to impairment



NOTE: Includes only those episodes coming from private residence and with known carer status

Type of services received prior to impairment



NOTE: Includes only those episodes coming from private residence and with known carer status

Number and type of services received prior to impairment – YOUR FACILITY

Services received prior to this impairment (NOTE: Accommodation prior is private residence)	Carer status prior to this impairment - YOUR FACILITY					
	NO CARER & DOESN'T need one	NO CARER and NEEDS one	CARER NOT living in	CARER living in - NOT codependent	CARER living in - codependent	All episodes in private residence
Number of episodes in private residence	69	1	5	12	7	94
Percent of episodes receiving:						
No services	65.2	0.0	60.0	75.0	71.4	66.0
1 service type	23.2	0.0	20.0	8.3	28.6	21.3
2 service types	—	0.0	20.0	16.7	0.0	9.6
3 service types	2.9	100.0	0.0	0.0	0.0	3.2
4 or more service types	8.7	0.0	0.0	0.0	0.0	0.0
Service Type received						
Domestic assistance	34.8	100.0	20.0	16.7	28.6	31.9
Social support	1.4	100.0	0.0	0.0	0.0	2.1
Nursing care	1.4	0.0	20.0	8.3	0.0	3.2
Allied health care	0.0	0.0	0.0	8.3	0.0	1.1
Personal care	7.2	0.0	20.0	8.3	0.0	7.4
Meals	2.9	0.0	0.0	0.0	0.0	2.1
Provision of goods & equipment	1.4	0.0	0.0	0.0	0.0	1.1
Transport services	0.0	0.0	0.0	0.0	0.0	0.0
Case management	0.0	100.0	0.0	0.0	0.0	1.1

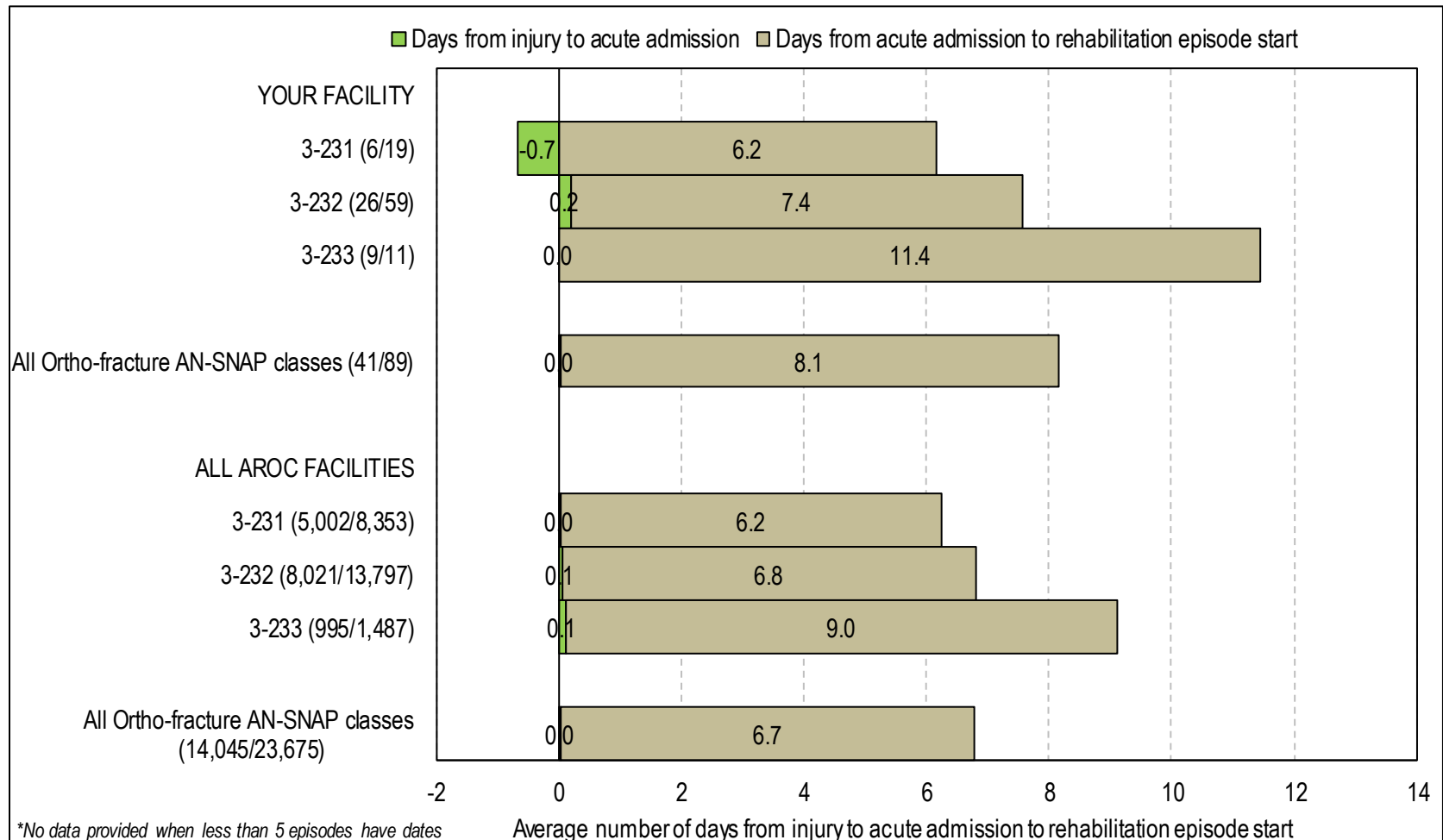
NOTE: Includes only those episodes coming from private residence and with known carer status

Number and type of services received prior to impairment – ALL AROC FACILITIES

Services received prior to this impairment (NOTE: Accommodation prior is private residence)	Carer status prior to this impairment - ALL AROC FACILITIES					
	NO CARER & DOESN'T need one	NO CARER and NEEDS one	CARER NOT living in	CARER living in - NOT codependent	CARER living in - codependent	All episodes in private residence
Number of episodes in private residence	17,557	301	1,194	2,901	1,481	23,434
Percent of episodes receiving:						
No services	80.9	72.4	41.8	71.8	76.6	77.4
1 service type	15.2	16.9	29.8	18.3	16.8	16.5
2 service types	2.8	5.6	14.8	4.7	4.3	3.8
3 service types	0.7	2.3	7.6	2.7	1.4	1.4
4 or more service types	0.3	2.7	5.9	2.5	0.9	0.9
Service Type received						
Domestic assistance	17.4	24.3	53.7	25.3	21.3	20.6
Social support	0.8	4.0	9.0	3.2	2.3	1.6
Nursing care	0.2	1.3	2.0	0.9	0.7	0.4
Allied health care	0.3	0.0	0.8	0.9	0.7	0.4
Personal care	0.9	6.3	12.5	3.3	2.0	1.9
Meals	1.5	4.3	12.5	5.9	3.6	2.8
Provision of goods & equipment	1.8	2.0	5.9	2.3	1.2	2.1
Transport services	1.2	3.0	10.4	4.6	1.5	2.2
Case management	0.2	1.0	2.3	0.5	0.4	0.4

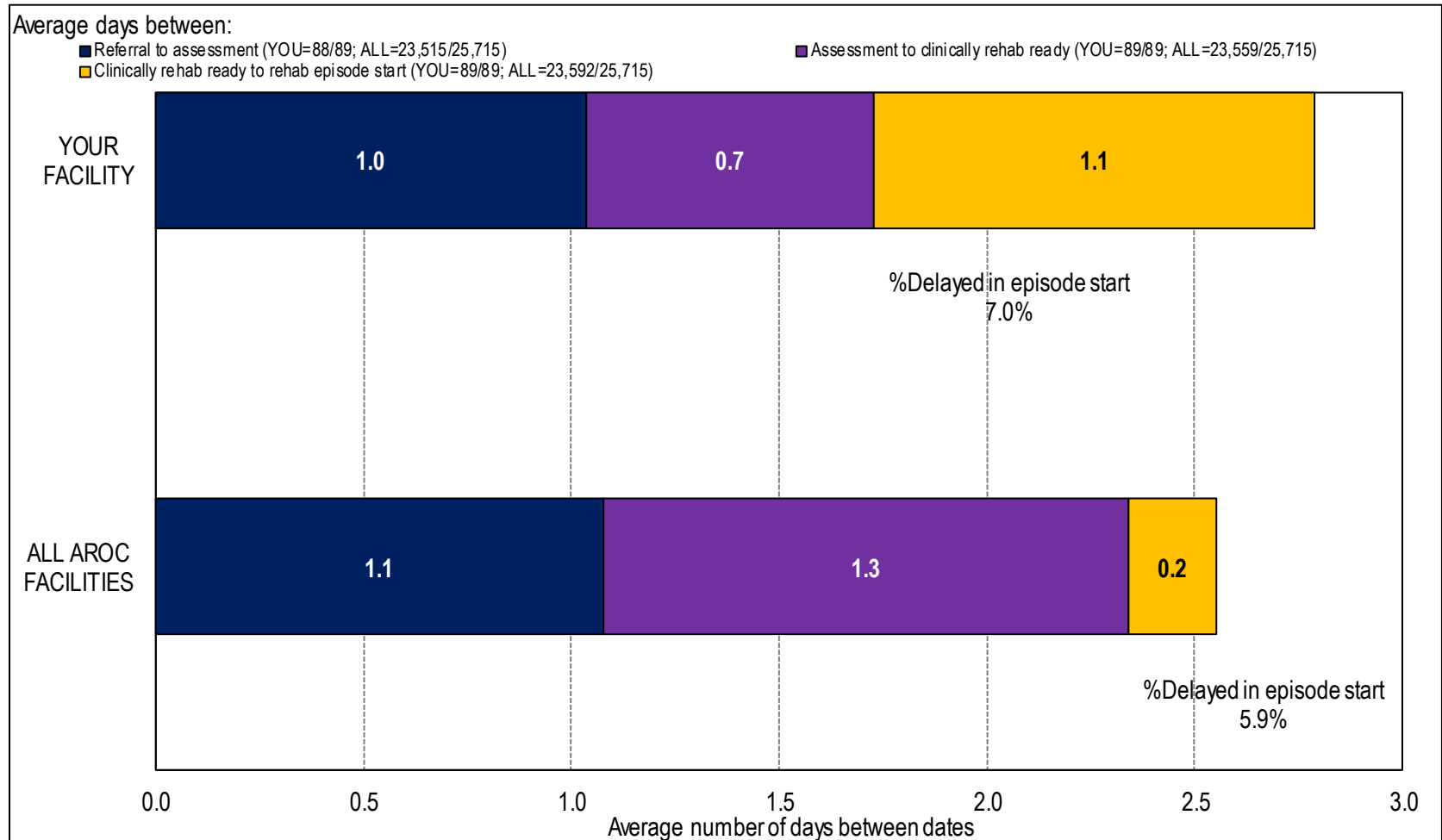
NOTE: Includes only those episodes coming from private residence and with known carer status

Days from injury to episode start with an acute admission by AN-SNAP class

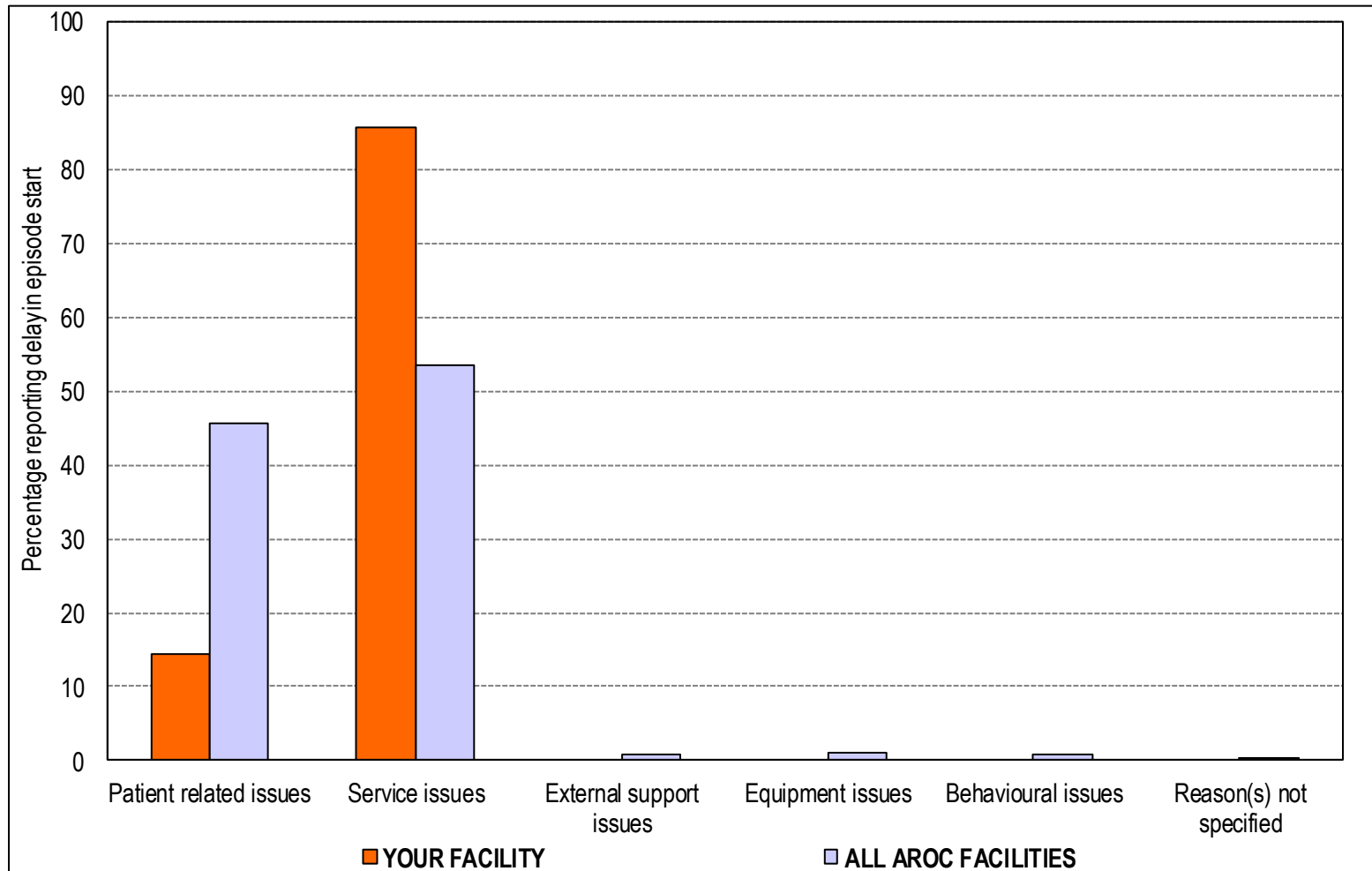


NOTE: Includes first admissions only

Days from referral to rehabilitation episode start



Type of delay in episode start

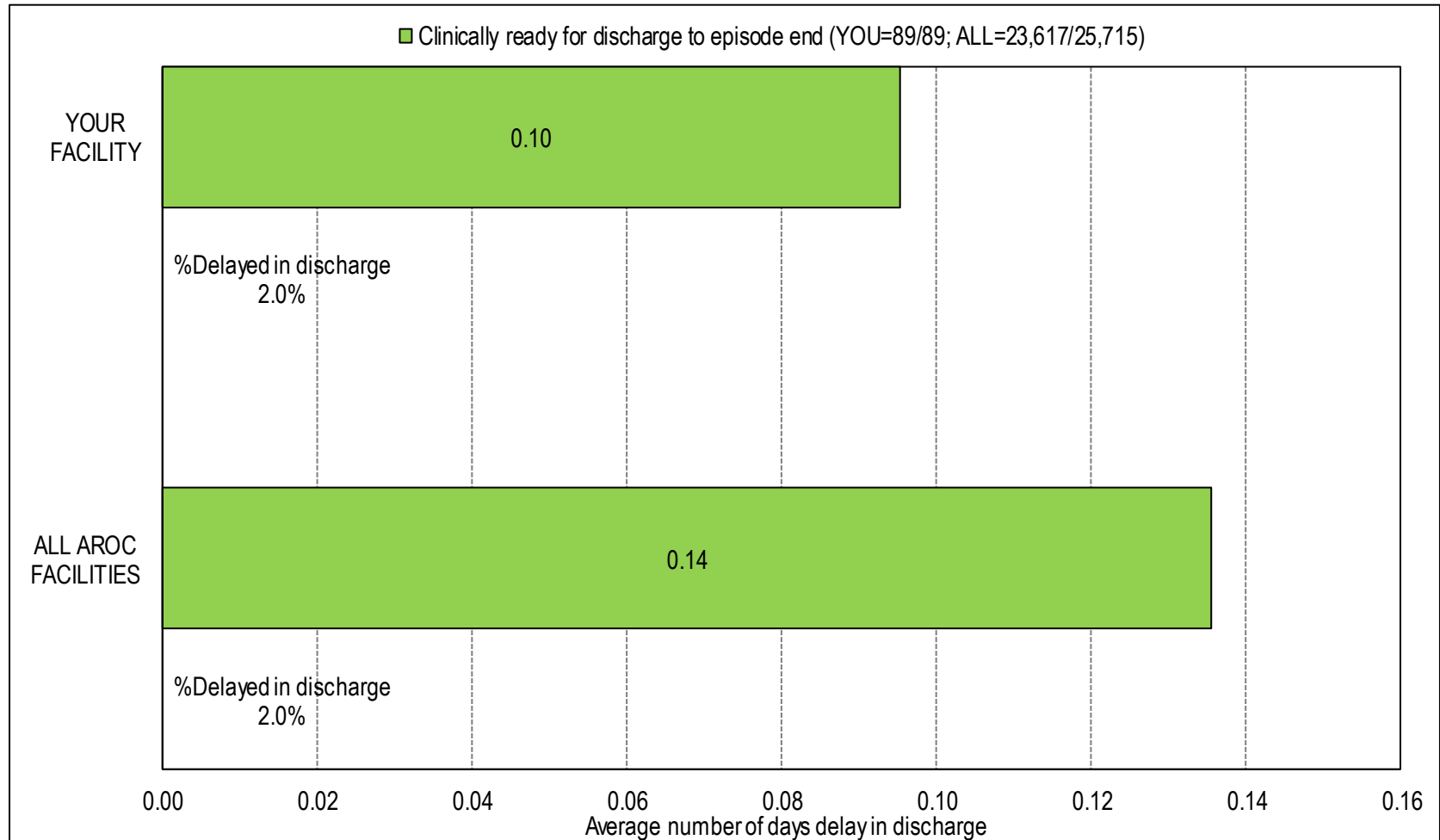


Delays in episode start

Delay in episode start	YOUR FACILITY		ALL AROC FACILITIES	
	No.	%	No.	%
No delay	93	93.0	22,445	94.1
Delay in episode start	7	7.0	1,401	5.9
Missing	0		1,869	
All episodes	100	100.0	25,715	100.0

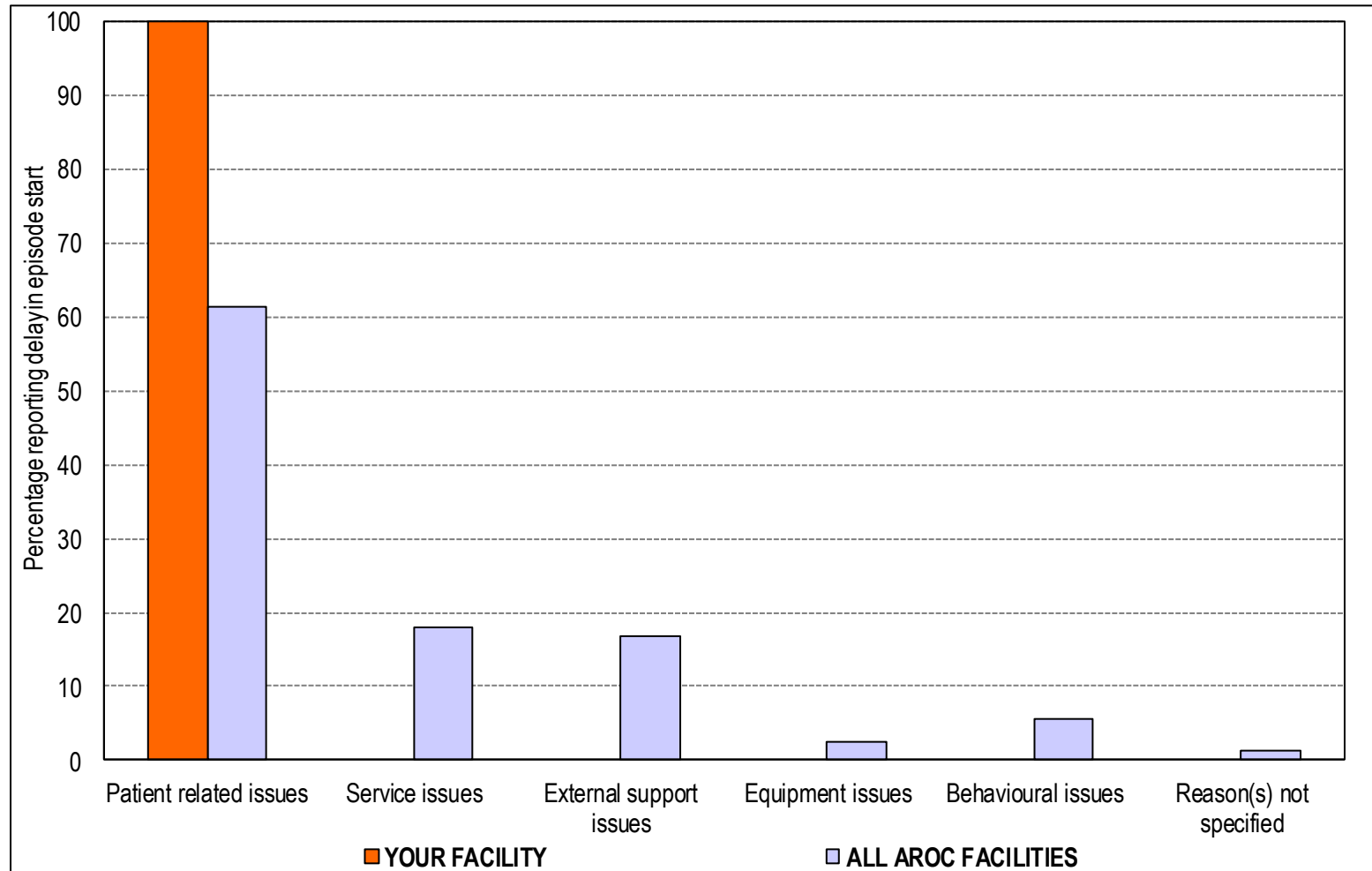
Reasons for delay in episode start	YOUR FACILITY		ALL AROC FACILITIES	
	No.	%	No.	%
Patient related issues	1	14.3	640	45.7
Service issues	6	85.7	749	53.5
External support issues	0	0.0	12	0.9
Equipment issues	0	0.0	13	0.9
Behavioural issues	0	0.0	11	0.8
Reason(s) not specified	0	0.0	5	0.4

Days from clinically ready to discharge



NOTE: Includes completed episodes only

Type of delay in episode end



NOTE: Includes completed episodes only

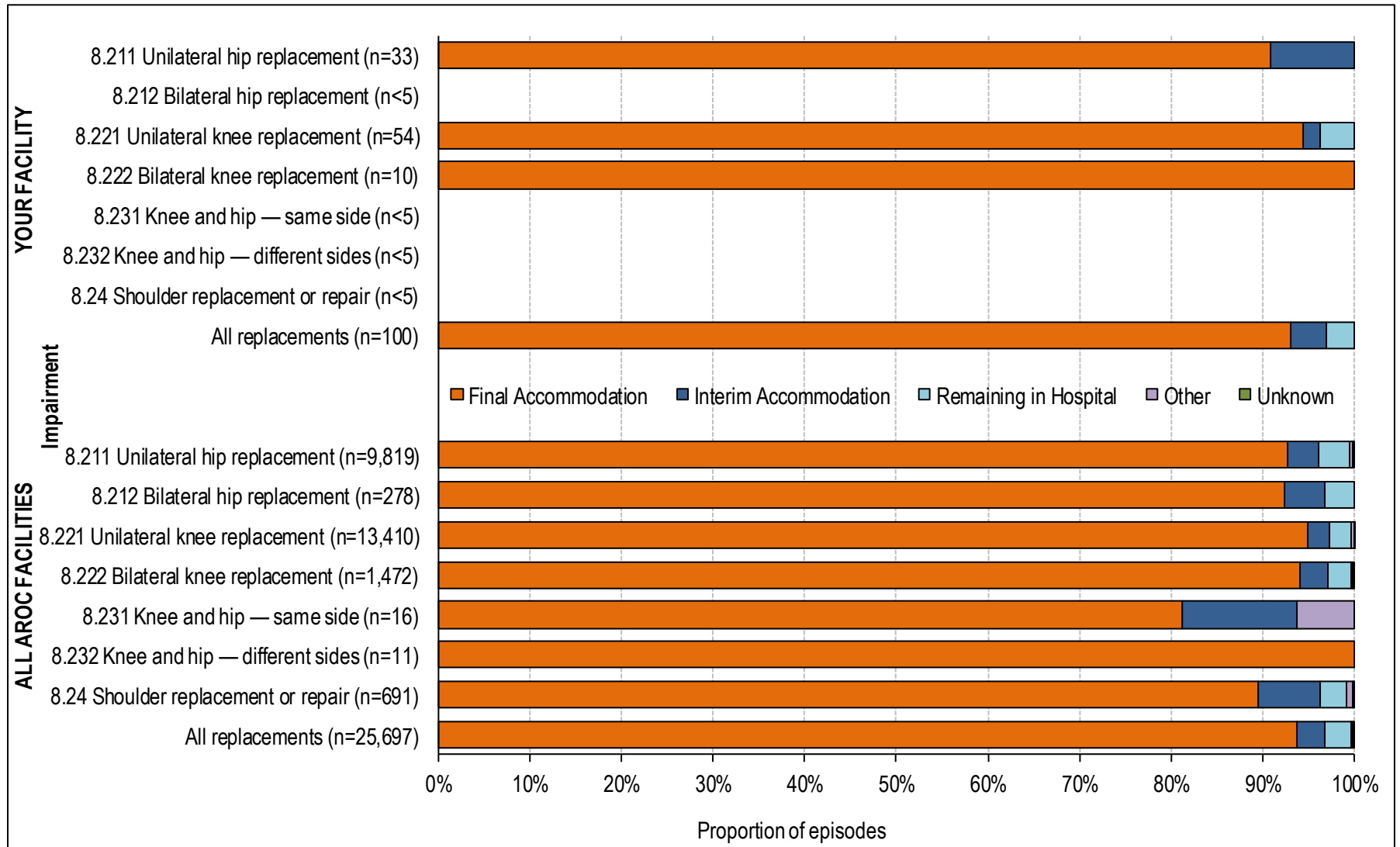
Delays in episode end

Delay in discharge	YOUR FACILITY		ALL AROC FACILITIES	
	No.	%	No.	%
No delay	98	98.0	23,323	98.0
Delay in discharge	2	2.0	470	2.0
Missing	0		1,922	
All episodes	100	100.0	25,715	100.0

Reasons for delay in discharge	YOUR FACILITY		ALL AROC FACILITIES	
	No.	%	No.	%
Patient related issues	2	100.0	288	61.3
Service issues	0	0.0	84	17.9
External support issues	0	0.0	79	16.8
Equipment issues	0	0.0	12	2.6
Behavioural issues	0	0.0	26	5.5
Reason(s) not specified	0	0.0	6	1.3

NOTE: Includes completed episodes only

Mode of episode end by impairment code

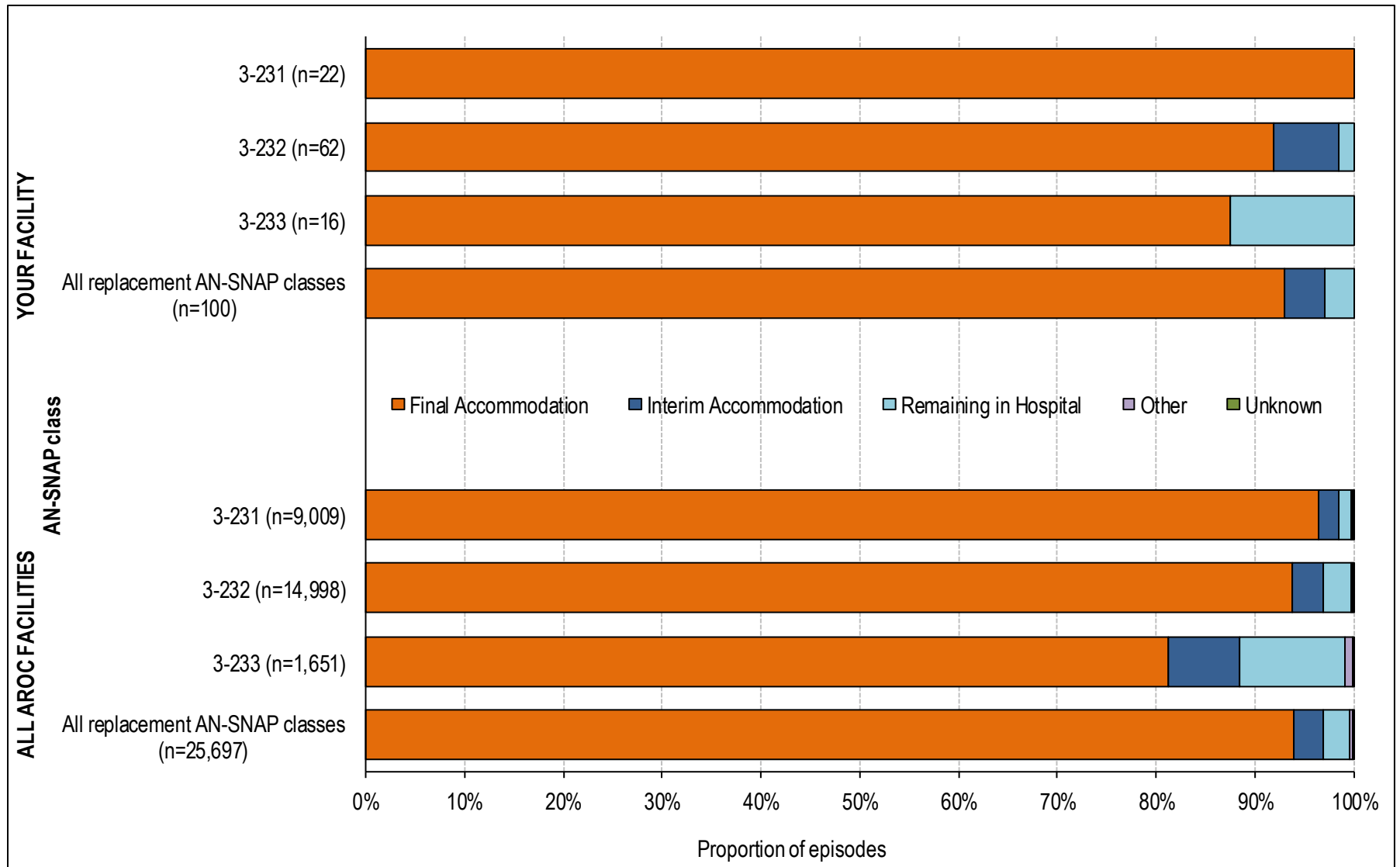


Mode of episode end by impairment code

Impairment	YOUR FACILITY					ALL AROC FACILITIES				
	Final Accom	Interim Accom	Remaining in Hospital	Other	Unknown	Final Accom	Interim Accom	Remaining in Hospital	Other	Unknown
8.211 Unilateral hip replacement	30	3	0	0	0	9,109	333	336	28	13
8.212 Bilateral hip replacement	2	0	0	0	0	257	12	9	0	0
8.221 Unilateral knee replacement	51	1	2	0	0	12,722	334	309	38	7
8.222 Bilateral knee replacement	10	0	0	0	0	1,384	46	38	2	2
8.231 Knee and hip — same side	0	0	0	0	0	13	2	0	1	0
8.232 Knee and hip — different sides	0	0	0	0	0	11	0	0	0	0
8.24 Shoulder replacement or repair	0	0	1	0	0	619	46	20	5	1
All replacements	93	4	3	0	0	24,115	773	712	74	23

Impairment	YOUR FACILITY					ALL AROC FACILITIES				
	Final Accom	Interim Accom	Remaining in Hospital	Other	Unknown	Final Accom	Interim Accom	Remaining in Hospital	Other	Unknown
8.211 Unilateral hip replacement	90.9	9.1	0.0	0.0	0.0	92.8	3.4	3.4	0.3	0.1
8.212 Bilateral hip replacement	—	—	—	—	—	92.4	4.3	3.2	0.0	0.0
8.221 Unilateral knee replacement	94.4	1.9	3.7	0.0	0.0	94.9	2.5	2.3	0.3	0.1
8.222 Bilateral knee replacement	100.0	0.0	0.0	0.0	0.0	94.0	3.1	2.6	0.1	0.1
8.231 Knee and hip — same side	—	—	—	—	—	81.3	12.5	0.0	6.3	0.0
8.232 Knee and hip — different sides	—	—	—	—	—	100.0	0.0	0.0	0.0	0.0
8.24 Shoulder replacement or repair	—	—	—	—	—	89.6	6.7	2.9	0.7	0.1
All replacements	93.0	4.0	3.0	0.0	0.0	93.8	3.0	2.8	0.3	0.1

Mode of episode end by AN-SNAP class



Mode of episode end by AN-SNAP class

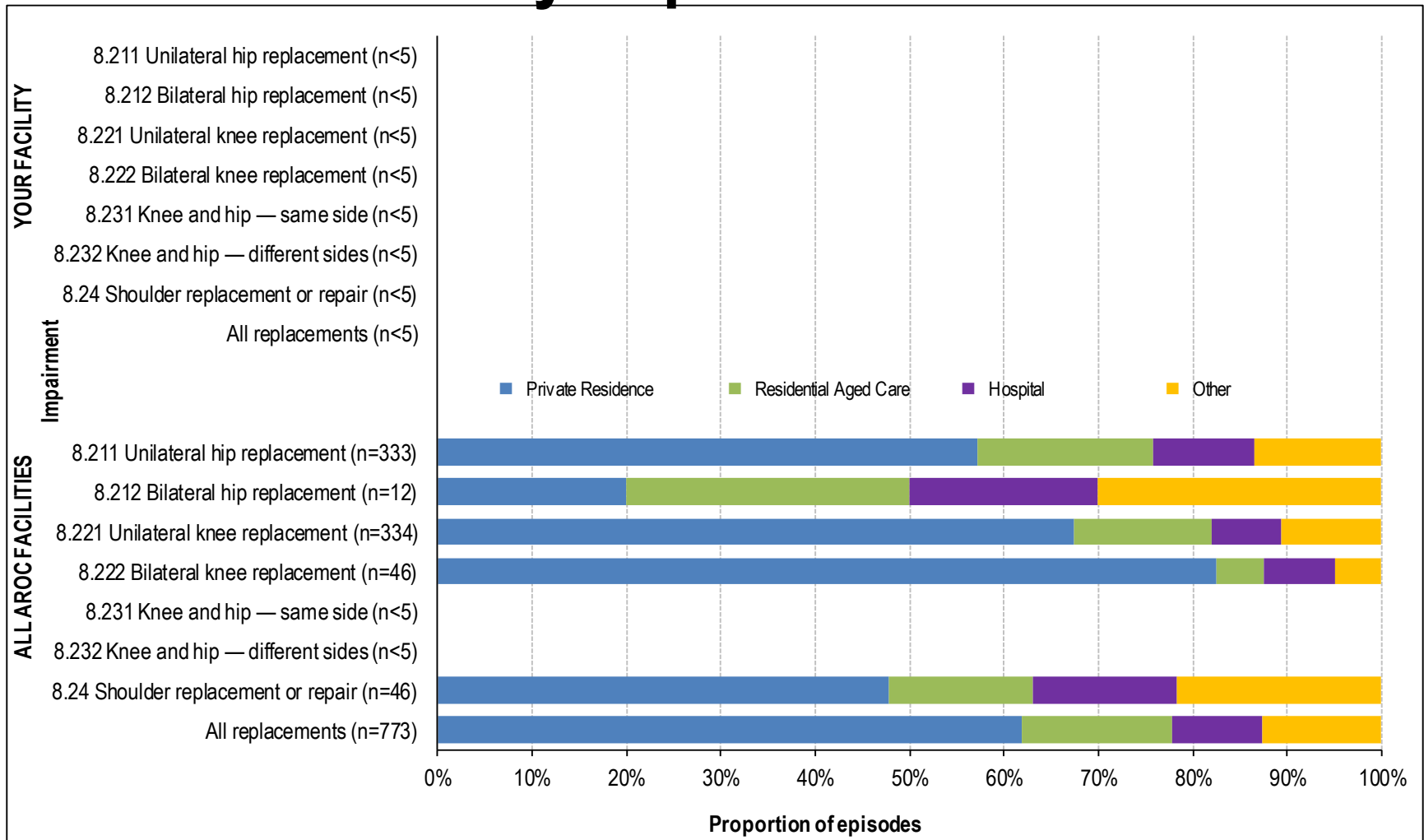
AN-SNAP class	YOUR FACILITY					ALL AROC FACILITIES				
	Final Accom	Interim Accom	Remaining in Hospital	Other	Unknown	Final Accom	Interim Accom	Remaining in Hospital	Other	Unknown
3-231 (FIM motor 72-91)	22	0	0	0	0	8,686	189	107	20	7
3-232 (FIM motor 49-71)	57	4	1	0	0	14,060	463	423	39	13
3-233 (FIM motor 14-48)	14	0	2	0	0	1,340	121	175	12	3
All replacement AN-SNAP classes	93	4	3	0	0	24,115	773	712	74	23

AN-SNAP class	YOUR FACILITY					ALL AROC FACILITIES				
	Final Accom	Interim Accom	Remaining in Hospital	Other	Unknown	Final Accom	Interim Accom	Remaining in Hospital	Other	Unknown
3-231 (FIM motor 72-91)	100.0	0.0	0.0	0.0	0.0	96.4	2.1	1.2	0.2	0.1
3-232 (FIM motor 49-71)	91.9	6.5	1.6	0.0	0.0	93.7	3.1	2.8	0.3	0.1
3-233 (FIM motor 14-48)	87.5	0.0	12.5	0.0	0.0	81.2	7.3	10.6	0.7	0.2
All replacement AN-SNAP classes	93.0	4.0	3.0	0.0	0.0	93.8	3.0	2.8	0.3	0.1

Mode of episode end



Interim accommodation post discharge by impairment



NOTE: Includes only those episodes with mode of episode end equal to interim accommodation – new to V4 dataset

Interim accommodation post discharge by impairment

YOUR FACILITY — N (%)

Impairment	Residential Aged				All episodes**
	Private residence	Care	Hospital	Other	
8.211 Unilateral hip replacement	1 (33.3%)	1 (33.3%)	1 (33.3%)	0 (0.0%)	3 (100.0%)
8.212 Bilateral hip replacement	0 —	0 —	0 —	0 —	0 —
8.221 Unilateral knee replacement	1 (100.0%)	0 (0.0%)	0 (0.0%)	0 (0.0%)	1 (100.0%)
8.222 Bilateral knee replacement	0 —	0 —	0 —	0 —	0 —
8.231 Knee and hip — same side	0 —	0 —	0 —	0 —	0 —
8.232 Knee and hip — different sides	0 —	0 —	0 —	0 —	0 —
8.24 Shoulder replacement or repair	0 —	0 —	0 —	0 —	0 —
All replacements	2 (50.0%)	1 (25.0%)	1 (25.0%)	0 (0.0%)	4 (100.0%)

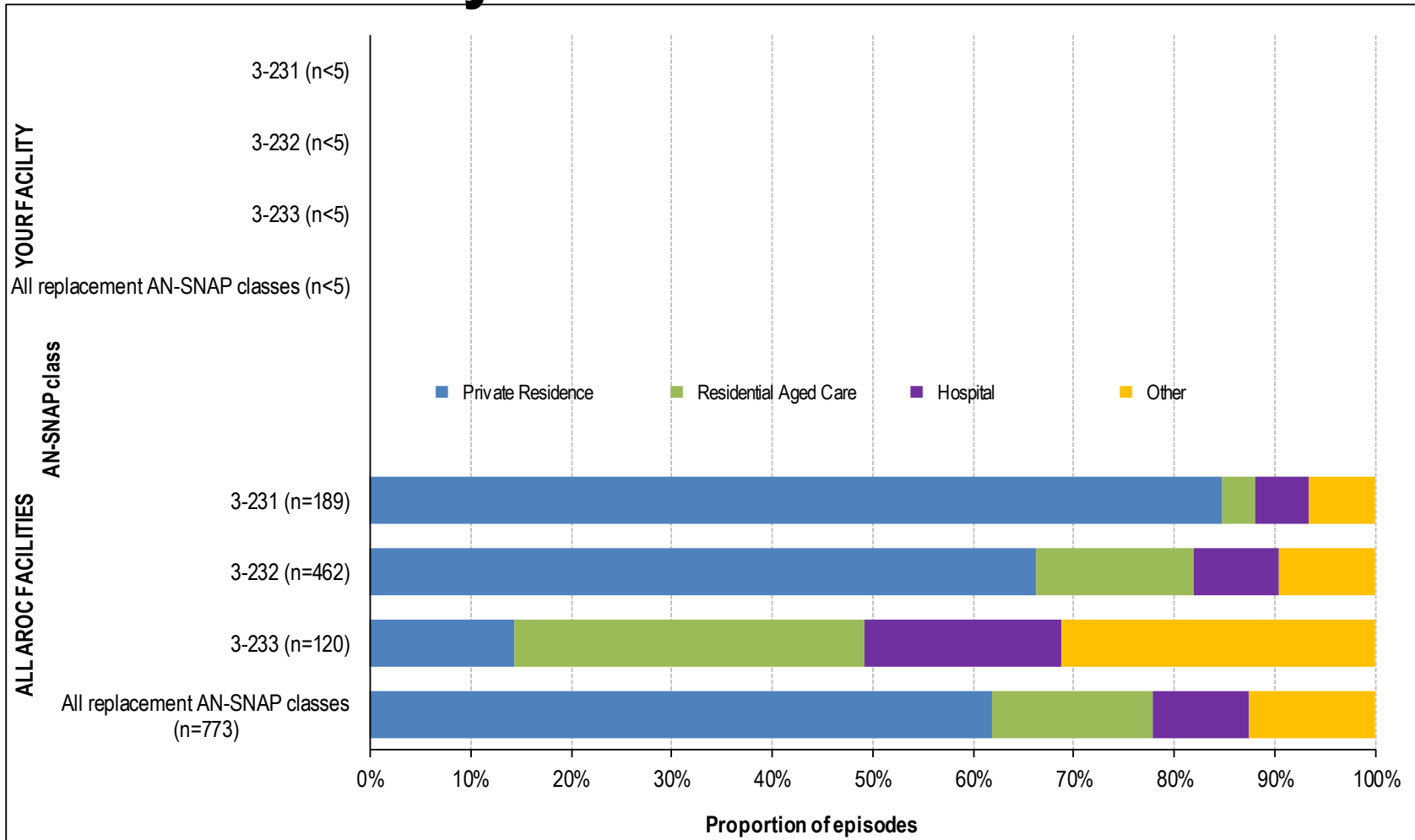
ALL AROC FACILITIES — N (%)

Impairment	Residential Aged				All episodes**
	Private residence	Care	Hospital	Other	
8.211 Unilateral hip replacement	170 (55.9%)	55 (18.1%)	32 (10.5%)	40 (13.2%)	333 (100.0%)
8.212 Bilateral hip replacement	2 (20.0%)	3 (30.0%)	2 (20.0%)	3 (30.0%)	12 (100.0%)
8.221 Unilateral knee replacement	191 (66.1%)	41 (14.2%)	21 (7.3%)	30 (10.4%)	334 (100.0%)
8.222 Bilateral knee replacement	33 (80.5%)	2 (4.9%)	3 (7.3%)	2 (4.9%)	46 (100.0%)
8.231 Knee and hip — same side	—	—	—	—	n<5
8.232 Knee and hip — different sides	—	—	—	—	n<5
8.24 Shoulder replacement or repair	22 (47.8%)	7 (15.2%)	7 (15.2%)	10 (21.7%)	46 (100.0%)
All replacements	418 (61.8%)	108 (16.0%)	65 (9.6%)	85 (12.6%)	773 (100.0%)

** There were 97 episodes in ALL AROC FACILITIES with unknown interim accommodation

NOTE: Includes only those episodes with mode of episode end equal to interim accommodation – new to V4 dataset

Interim accommodation post discharge by AN-SNAP class



NOTE: Includes only those episodes with mode of episode end equal to interim accommodation – new to V4 dataset

Interim accommodation post discharge by AN-SNAP class

YOUR FACILITY — N (%)					
AN-SNAP class*	Private residence	Residential Aged			All episodes**
		Care	Hospital	Other	
3-231 (FIM motor 72-91)	0 —	0 —	0 —	0 —	0 —
3-232 (FIM motor 49-71)	2 (50.0%)	1 (25.0%)	1 (25.0%)	0 (0.0%)	4 (100.0%)
3-233 (FIM motor 14-48)	0 —	0 —	0 —	0 —	0 —
All replacement AN-SNAP classes	2 (50.0%)	1 (25.0%)	1 (25.0%)	0 (0.0%)	4 (100.0%)

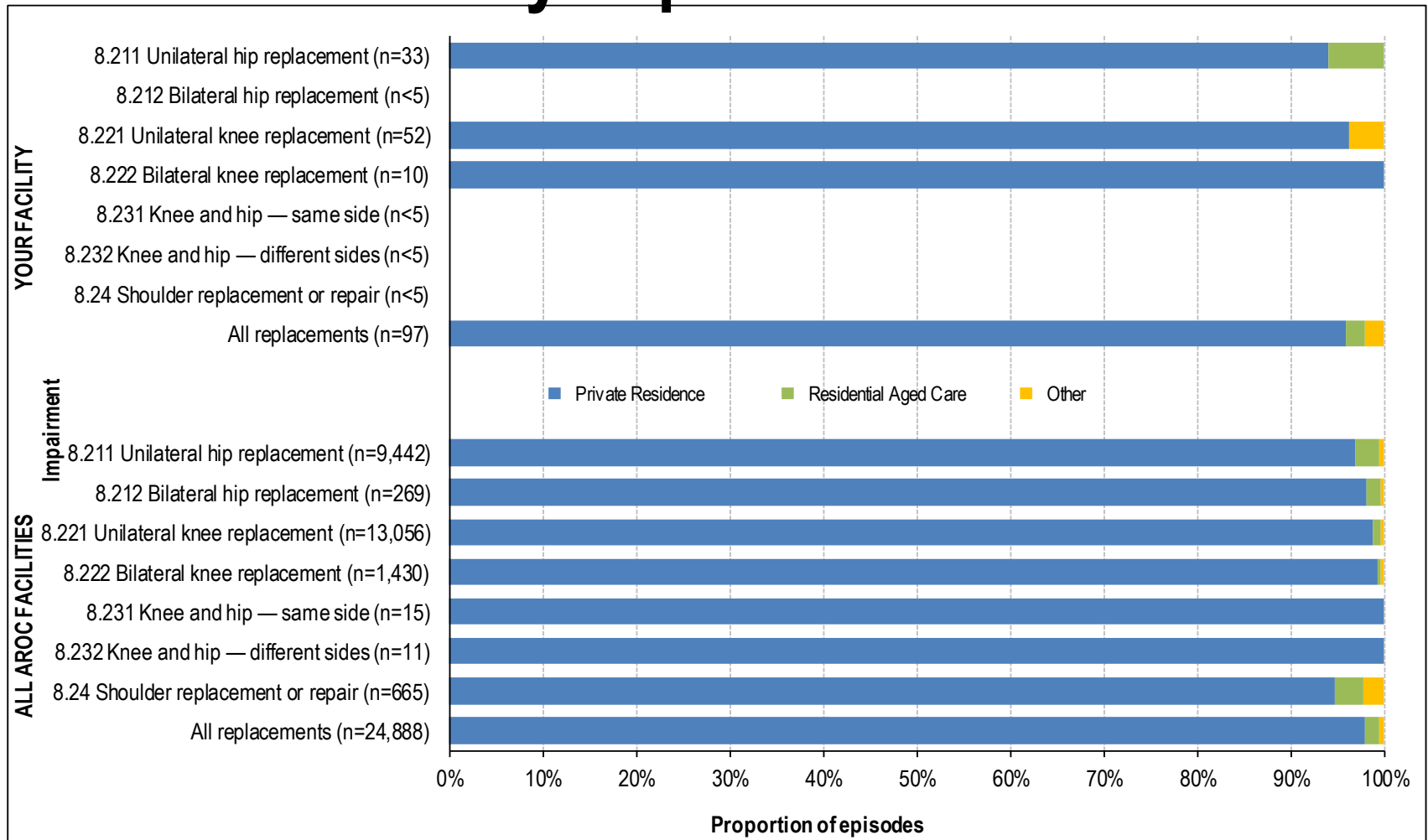
ALL AROC FACILITIES — N (%)					
AN-SNAP class*	Private residence	Residential Aged			All episodes**
		Care	Hospital	Other	
3-231 (FIM motor 72-91)	128 (84.8%)	5 (3.3%)	8 (5.3%)	10 (6.6%)	189 (100.0%)
3-232 (FIM motor 49-71)	275 (64.9%)	65 (15.3%)	35 (8.3%)	40 (9.4%)	462 (100.0%)
3-233 (FIM motor 14-48)	16 (13.9%)	39 (33.9%)	22 (19.1%)	35 (30.4%)	120 (100.0%)
All replacement AN-SNAP classes	418 (61.8%)	108 (16.0%)	65 (9.6%)	85 (12.6%)	773 (100.0%)

* There were 2 episodes in ALL AROC FACILITIES with AN-SNAP classes 3-203 or 3-902

** There were 97 episodes in ALL AROC FACILITIES with unknown interim accommodation

NOTE: Includes only those episodes with mode of episode end equal to interim accommodation – new to V4 dataset

Final accommodation post discharge by impairment



NOTE: Includes only those episodes with mode of episode end equal to either final or interim accommodation

Final accommodation post discharge by impairment

YOUR FACILITY — N (%)

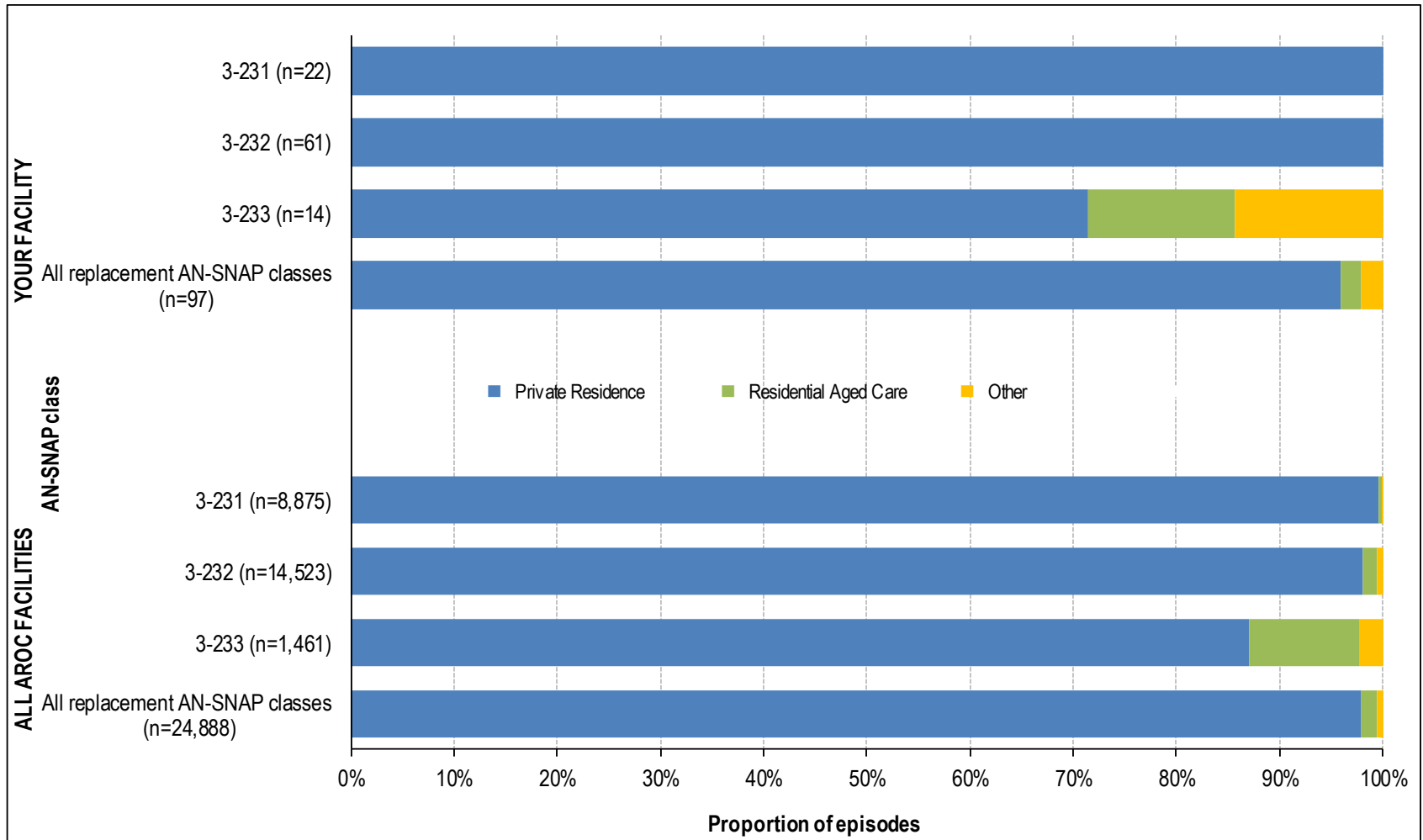
Impairment	Residential Aged				All episodes
	Private residence	Care	Other	Unknown	
8.211 Unilateral hip replacement	31 (93.9%)	2 (6.1%)	0 (0.0%)	0	33 (100.0%)
8.212 Bilateral hip replacement	2 (100.0%)	0 (0.0%)	0 (0.0%)	0	2 (100.0%)
8.221 Unilateral knee replacement	50 (96.2%)	0 (0.0%)	2 (3.8%)	0	52 (100.0%)
8.222 Bilateral knee replacement	10 (100.0%)	0 (0.0%)	0 (0.0%)	0	10 (100.0%)
8.231 Knee and hip — same side	0 —	0 —	0 —	0	0 —
8.232 Knee and hip — different sides	0 —	0 —	0 —	0	0 —
8.24 Shoulder replacement or repair	0 —	0 —	0 —	0	0 —
All replacements	93 (95.9%)	2 (2.1%)	2 (2.1%)	0	97 (100.0%)

ALL AROC FACILITIES — N (%)

Impairment	Residential Aged				All episodes
	Private residence	Care	Other	Unknown	
8.211 Unilateral hip replacement	9,027 (96.9%)	236 (2.5%)	49 (0.5%)	130	9,442 (100.0%)
8.212 Bilateral hip replacement	261 (98.1%)	4 (1.5%)	1 (0.4%)	3	269 (100.0%)
8.221 Unilateral knee replacement	12,803 (98.7%)	108 (0.8%)	57 (0.4%)	88	13,056 (100.0%)
8.222 Bilateral knee replacement	1,409 (99.3%)	5 (0.4%)	5 (0.4%)	11	1,430 (100.0%)
8.231 Knee and hip — same side	15 (100.0%)	0 (0.0%)	0 (0.0%)	0	15 (100.0%)
8.232 Knee and hip — different sides	11 (100.0%)	0 (0.0%)	0 (0.0%)	0	11 (100.0%)
8.24 Shoulder replacement or repair	620 (94.7%)	20 (3.1%)	15 (2.3%)	10	665 (100.0%)
All replacements	24,146 (98.0%)	373 (1.5%)	127 (0.5%)	242	24,888 (100.0%)

NOTE: Includes only those episodes with mode of episode end equal to either final or interim accommodation

Final accommodation post discharge by AN-SNAP class



NOTE: Includes only those episodes with mode of episode end equal to either final or interim accommodation

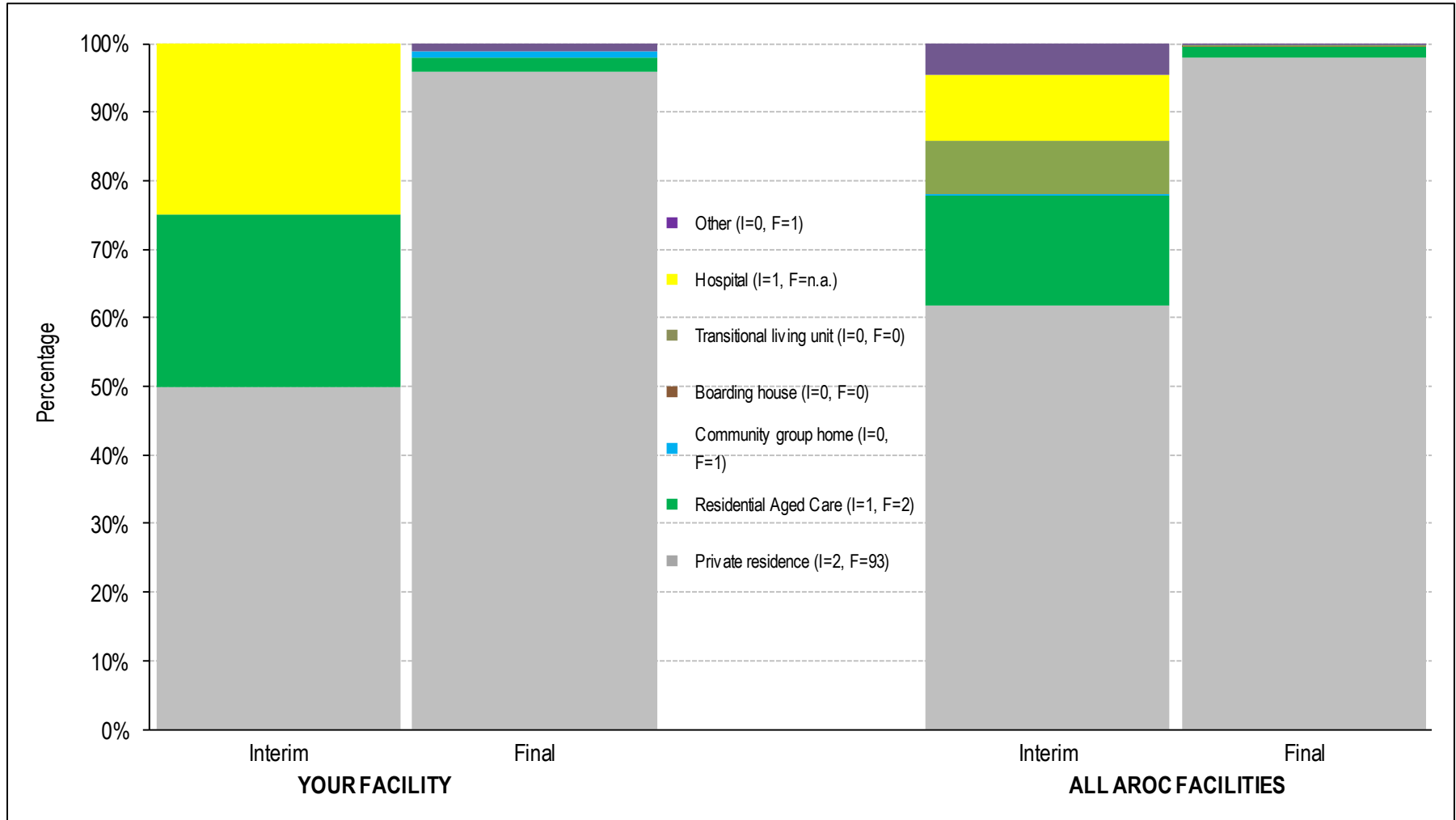
Final accommodation post discharge by AN-SNAP class

AN-SNAP class*	YOUR FACILITY — N (%)				All episodes
	Private residence	Residential Aged Care	Other	Unknown	
3-231 (FIM motor 72-91)	22 (100.0%)	0 (0.0%)	0 (0.0%)	0	22 (100.0%)
3-232 (FIM motor 49-71)	61 (100.0%)	0 (0.0%)	0 (0.0%)	0	61 (100.0%)
3-233 (FIM motor 14-48)	10 (71.4%)	2 (14.3%)	2 (14.3%)	0	14 (100.0%)
All replacement AN-SNAP classes	93 (95.9%)	2 (2.1%)	2 (2.1%)	0	97 (100.0%)

AN-SNAP class*	ALL AROC FACILITIES — N (%)				All episodes
	Private residence	Residential Aged Care	Other	Unknown	
3-231 (FIM motor 72-91)	8,807 (99.5%)	27 (0.3%)	14 (0.2%)	27	8,875 (100.0%)
3-232 (FIM motor 49-71)	14,084 (98.1%)	191 (1.3%)	82 (0.6%)	166	14,523 (100.0%)
3-233 (FIM motor 14-48)	1,231 (87.1%)	151 (10.7%)	31 (2.2%)	48	1,461 (100.0%)
All replacement AN-SNAP classes	24,146 (98.0%)	373 (1.5%)	127 (0.5%)	242	24,888 (100.0%)

NOTE: Includes only those episodes with mode of episode end equal to either final or interim accommodation

Interim and final accommodation post discharge



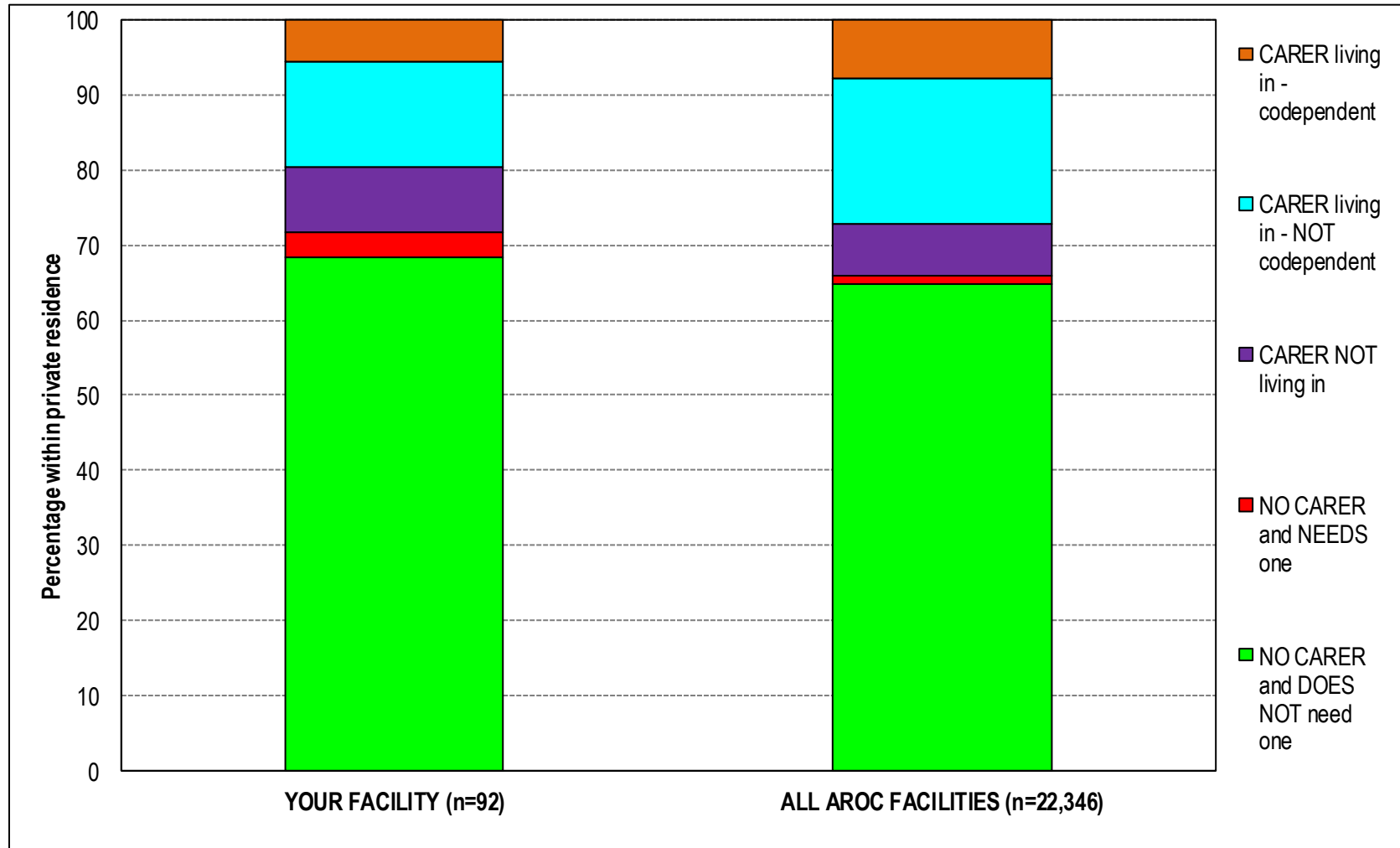
NOTE: Includes only those episodes with mode of episode end equal to either final or interim accommodation

Interim and final accommodation post discharge

ACCOMMODATION	YOUR FACILITY		ALL AROC FACILITIES	
	Interim (%)	Final (%)	Interim (%)	Final (%)
Private residence	2 (50.0%)	93 (95.9%)	419 (61.8%)	24,146 (98.0%)
Residential Aged Care	1 (25.0%)	2 (2.1%)	109 (16.1%)	373 (1.5%)
Community group home	0 (0.0%)	1 (1.0%)	1 (0.1%)	32 (0.1%)
Boarding house	0 (0.0%)	0 (0.0%)	0 (0.0%)	7 (0.0%)
Transitional living unit	0 (0.0%)	0 (0.0%)	53 (7.8%)	25 (0.1%)
Hospital	1 (25.0%)	n.a.	65 (9.6%)	n.a.
Other	0 (0.0%)	1 (1.0%)	31 (4.6%)	63 (0.3%)
Missing	0	0	95	242
All episodes	4 (100.0%)	97 (100.0%)	773 (100.0%)	24,888 (100.0%)

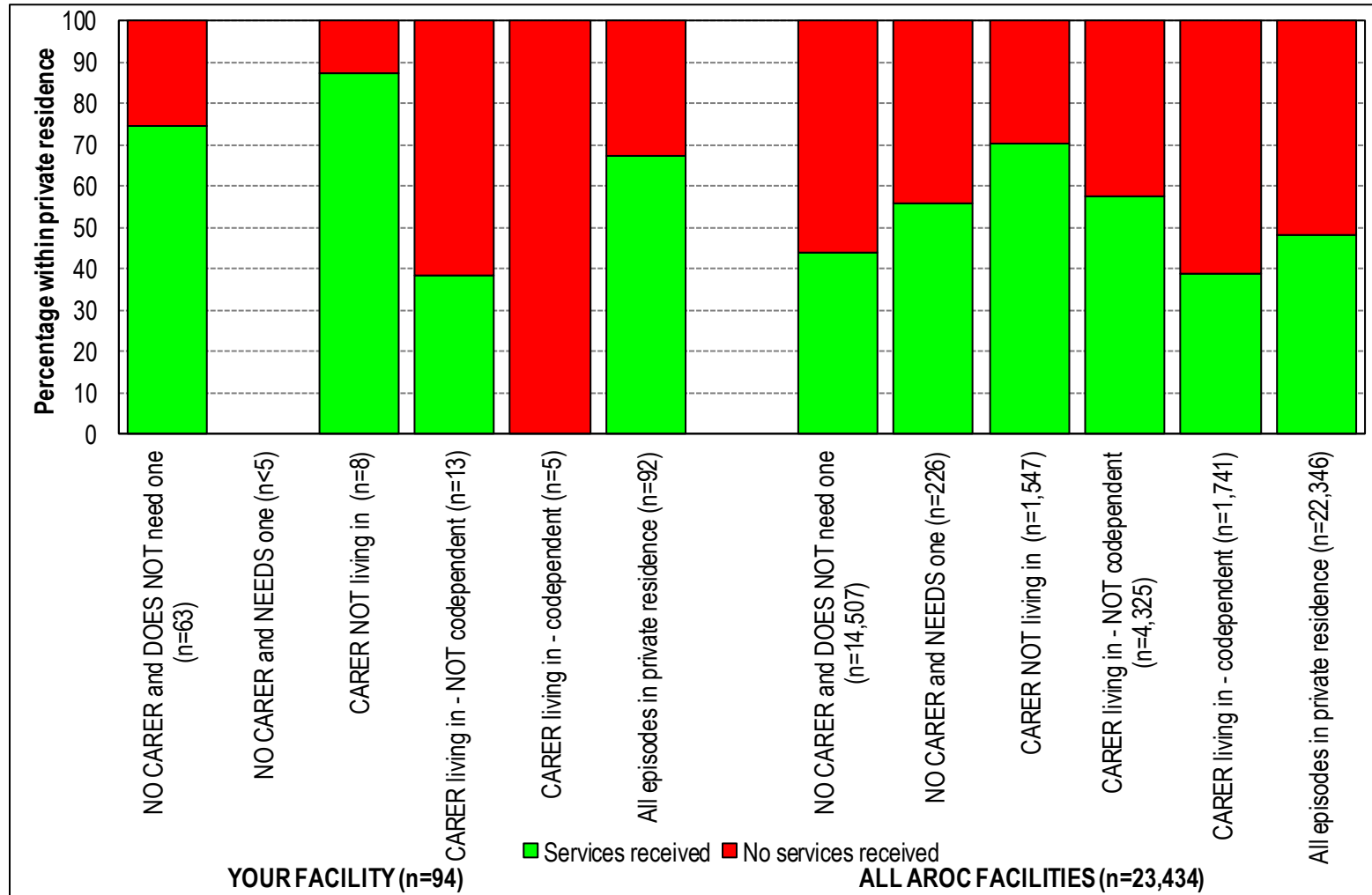
NOTE: Includes only those episodes with mode of episode end equal to either final or interim accommodation

Carer status post discharge



NOTE: Includes only those episodes whose final accommodation is private residence and with known carer status

Any services received post discharge



NOTE: Includes only those episodes whose final accommodation is private residence and with known carer status

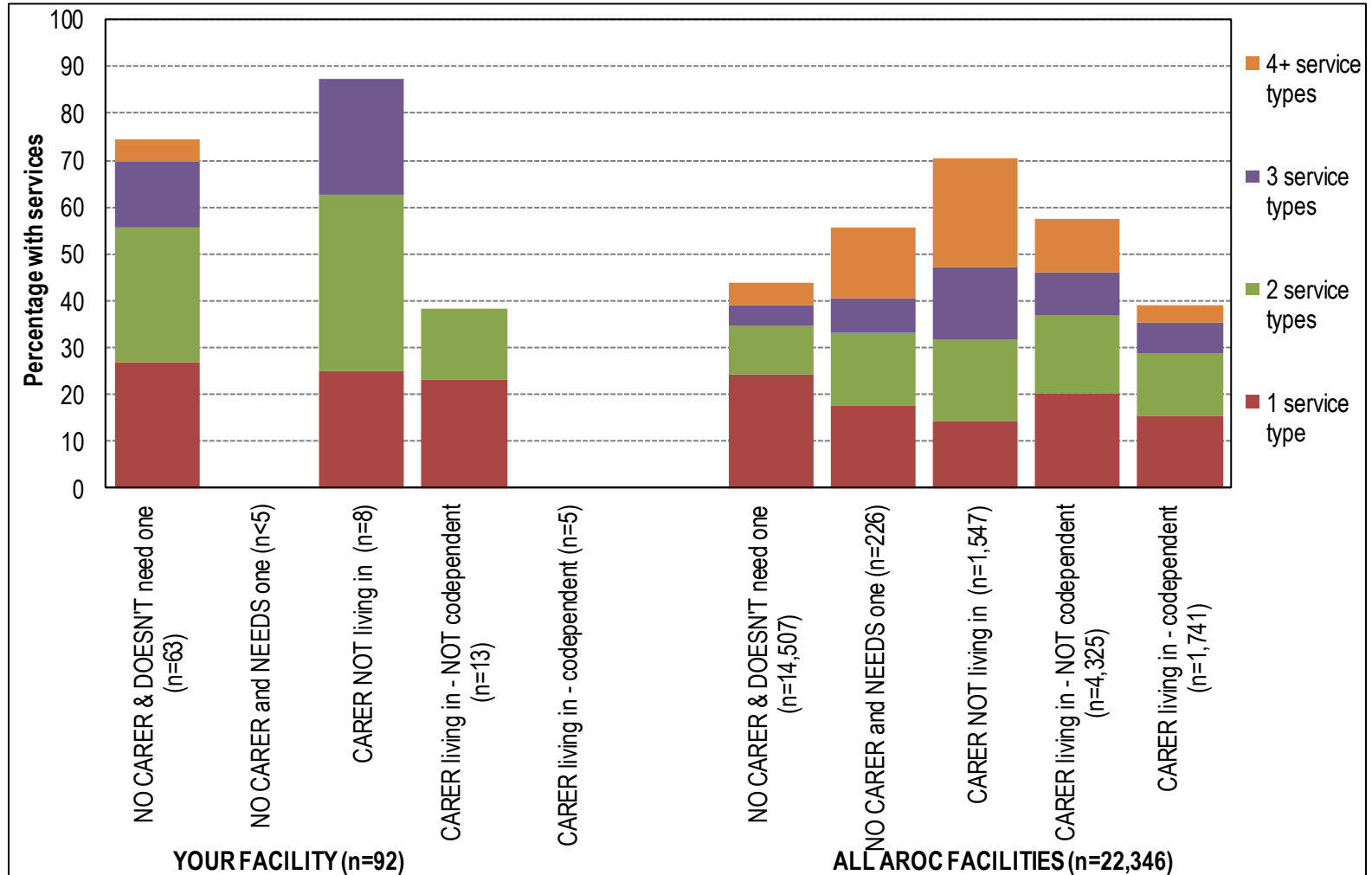
Carer status and any services received post discharge

Carer status post discharge	YOUR FACILITY		ALL AROC FACILITIES	
	No.	%	No.	%
NO CARER and DOES NOT need one	63	68.5	14,507	64.9
NO CARER and NEEDS one	3	3.3	226	1.0
CARER NOT living in	8	8.7	1,547	6.9
CARER living in - NOT codependent	13	14.1	4,325	19.4
CARER living in - codependent	5	5.4	1,741	7.8
Missing	1		1,800	
All episodes in private residence	93	100.0	24,146	100.0

Carer status post discharge	Any services received post discharge?			
	YOUR FACILITY		ALL AROC FACILITIES	
	Yes (%)	No (%)	Yes (%)	No (%)
NO CARER and DOES NOT need one	74.6	25.4	43.7	56.3
NO CARER and NEEDS one	100.0	0.0	55.8	44.2
CARER NOT living in	87.5	12.5	70.3	29.7
CARER living in - NOT codependent	38.5	61.5	57.6	42.4
CARER living in - codependent	0.0	100.0	38.9	61.1
All episodes in private residence	67.4	32.6	48.0	52.0

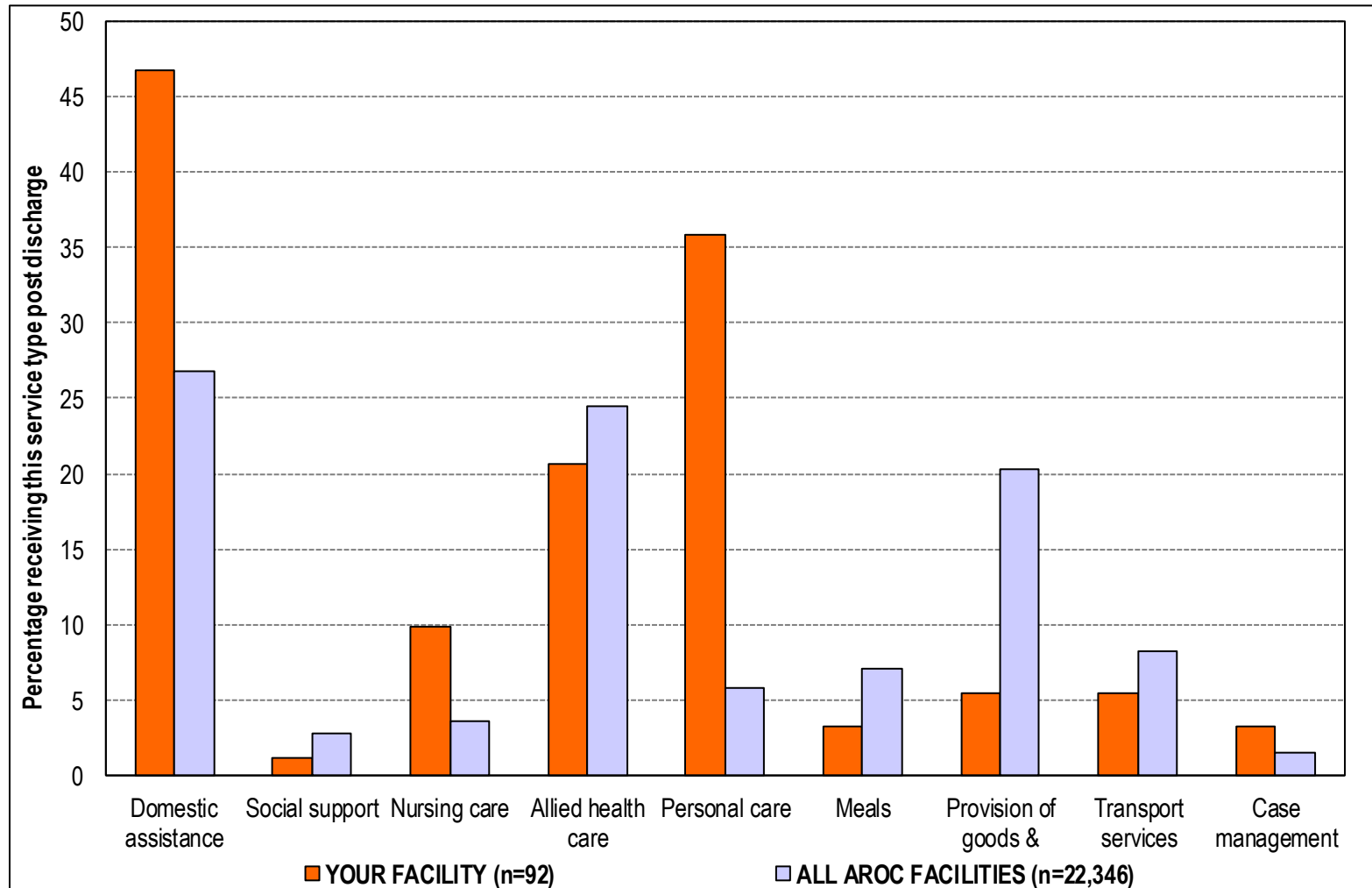
NOTE: Includes only those episodes whose final accommodation is private residence and with known carer status

Number of services received post discharge



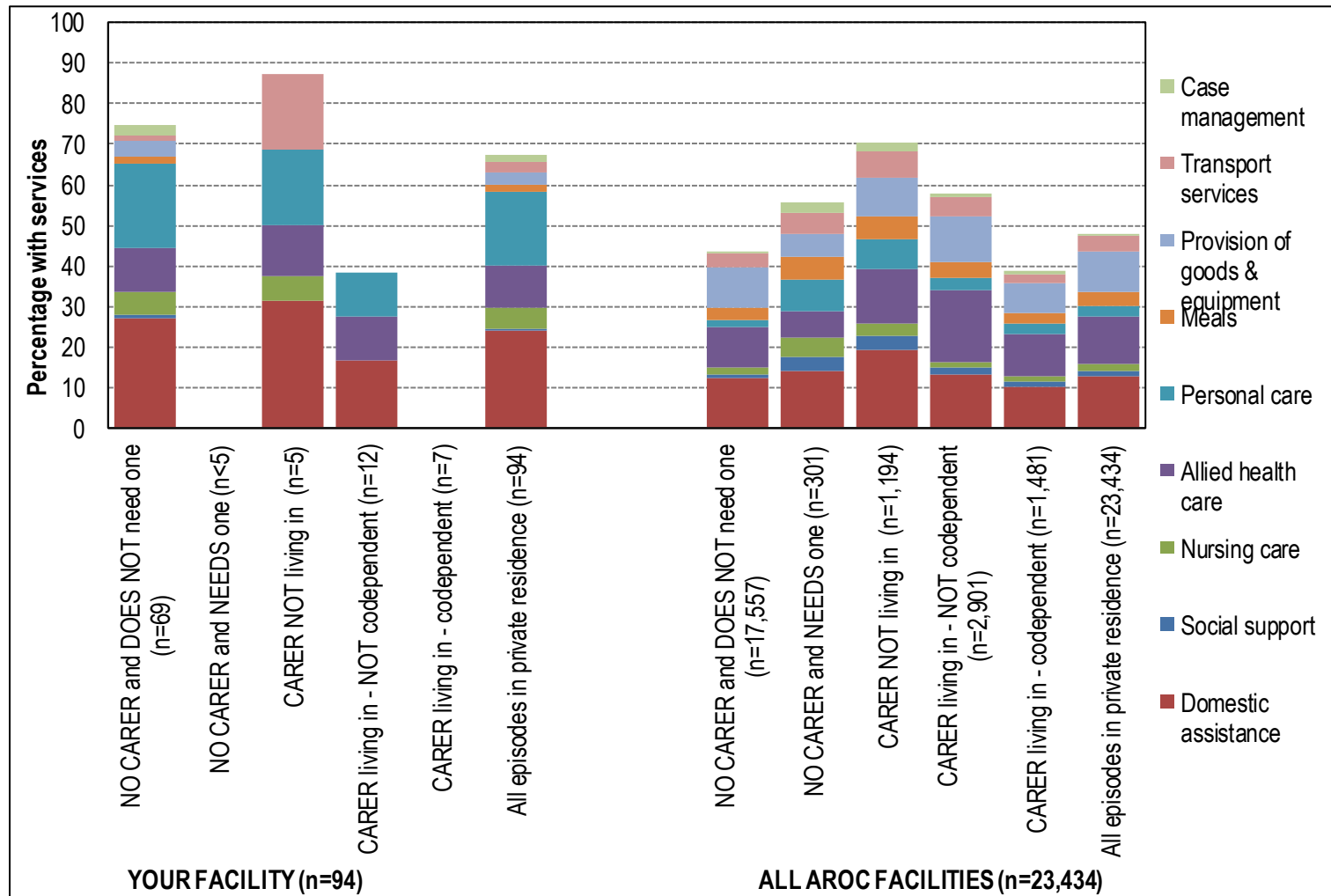
NOTE: Includes only those episodes whose final accommodation is private residence and with known carer status

Type of services received post discharge



NOTE: Includes only those episodes whose final accommodation is private residence and with known carer status

Type of services received post discharge



NOTE: Includes only those episodes whose final accommodation is private residence and with known carer status

Number and type of services received post discharge – YOUR FACILITY

Services received post discharge (NOTE: Discharge to private residence)	Carer status post discharge - YOUR FACILITY					
	NO CARER & DOESN'T need one	NO CARER and NEEDS one	CARER NOT living in	CARER living in - NOT codependent	CARER living in - codependent	All episodes in private residence
Number of episodes in private residence	63	3	8	13	5	92
Percent of episodes receiving:						
No services	25.4	0.0	12.5	61.5	100.0	32.6
1 service type	27.0	66.7	25.0	23.1	0.0	26.1
2 service types	28.6	33.3	37.5	15.4	0.0	26.1
3 service types	14.3	0.0	25.0	0.0	0.0	12.0
4 or more service types	4.8	0.0	0.0	0.0	0.0	3.3
Service Type received						
Domestic assistance	55.6	0.0	62.5	23.1	0.0	46.7
Social support	1.6	0.0	0.0	0.0	0.0	1.1
Nursing care	11.1	33.3	12.5	0.0	0.0	9.8
Allied health care	22.2	33.3	25.0	15.4	0.0	20.7
Personal care	42.9	33.3	37.5	15.4	0.0	35.9
Meals	3.2	33.3	0.0	0.0	0.0	3.3
Provision of goods & equipment	7.9	0.0	0.0	0.0	0.0	5.4
Transport services	3.2	0.0	37.5	0.0	0.0	5.4
Case management	4.8	0.0	0.0	0.0	0.0	3.3

NOTE: Includes only those episodes whose final accommodation is private residence and with known carer status

Number and type of services received post discharge – ALL AROC FACILITIES

Services received post discharge (NOTE: Discharge to private residence)	Carer status post discharge - ALL AROC FACILITIES					
	NO CARER & DOESN'T need one	NO CARER and NEEDS one	CARER NOT living in	CARER living in - NOT codependent	CARER living in - codependent	All episodes in private residence
Number of episodes in private residence	14,507	226	1,547	4,325	1,741	22,346
Percent of episodes receiving:						
No services	56.3	44.2	29.7	42.4	61.1	52.0
1 service type	24.4	17.7	14.4	20.2	15.6	22.1
2 service types	10.3	15.5	17.4	16.6	13.2	12.3
3 service types	4.5	7.5	15.4	9.2	6.7	6.4
4 or more service types	4.6	15.0	23.1	11.7	3.4	7.2
Service Type received						
Domestic assistance	22.8	35.8	56.8	31.6	20.3	26.8
Social support	1.4	9.3	11.5	3.8	2.7	2.8
Nursing care	2.9	12.4	8.7	3.4	3.1	3.5
Allied health care	18.2	17.3	40.0	41.3	21.1	24.4
Personal care	3.6	19.5	21.8	6.9	4.7	5.7
Meals	5.2	14.6	16.6	9.9	5.4	7.0
Provision of goods & equipment	18.4	15.5	28.1	26.0	15.2	20.2
Transport services	6.4	12.8	19.5	11.6	4.5	8.2
Case management	0.9	7.1	6.5	1.4	1.7	1.5

NOTE: Includes only those episodes whose final accommodation is private residence and with known carer status

Appendix 1: Glossary

AN-SNAP

The Australian National Sub-Acute and Non-Acute Patient Classification (AN-SNAP) is a casemix classification for sub-acute and non-acute care provided in a variety of treatment settings. Version 3, introduced in January 2012, is used in these reports; refer Appendix 3 for the full list of classes.

Change in FIM score

The change in functional status from the beginning to the end of the episode is measured by the change in FIM score. This is calculated as the FIM score at the end of the episode minus the FIM score at the start of the episode. In some instances the change in total FIM score (the sum of items 1 to 18) is calculated. In other cases either the change in FIM motor score (the sum of items 1 to 13) or the change in FIM cognition score (the sum of items 14 to 18) is calculated.

A higher FIM score corresponds to higher level of function while a lower FIM score represents less functional independence. This means that a positive value for the change in FIM score indicates functional improvement of the client during the episode. A negative value for the change in FIM score indicates a decline in functional independence during the episode.

Complete/incomplete episode

An episode is considered “complete” for the purpose of calculating outcome statistics in this report if (A) the mode of episode end was either 1 (discharged to usual accommodation) or 2 (discharged to interim accommodation) AND total FIM score at episode end was greater than 18, or (B) the mode of episode end was 7 (change of care type within sub-acute/non-acute care) AND length of stay greater than 6 days.

Glossary ... continued

Data Concatenation

Increasingly some jurisdictions have introduced business rules around data collection that have resulted in episodes of rehabilitation being ended and then re-commenced a few days later. AROC definitions would record these as one episode with the period in between defined as a suspension of rehabilitation. Such business rules result in two (or more) episodes of rehabilitation being reported to AROC when only one full episode should be reported.

Whilst this happens much more frequently in some impairment groups (e.g. spinal cord injury & brain injury) it does impact all impairments to some degree. Reporting of multiple episodes impacts outcomes analysis, resulting in shorter than real length of stays and reduced FIM change being reported.

Concatenated episodes will have a revised Length of stay and FIM change (start details will be taken from the identified primary episode; end details from the identified final episode), and will also have a revised number of suspensions (being the sum across all concatenated 'submitted episodes' plus the number of breaks between 'submitted episodes') and a revised number of suspension days (being the sum across all concatenated 'submitted episodes' plus the sum of all days between 'submitted episodes').

Reported episodes to AROC are identified for concatenation based on the following rules:

- Subsequent episodes MUST have same impairment code and be from same reporting facility with same MRN and DOB
- Leading episode must be discharged into the hospital system with following episode being admitted from hospital system
- Number of days between episodes being 0-14 days for spinal and 0-7 days for all other impairments

To make it easier for AROC to identify episodes that should be concatenated in January 2014 the data item Mode of Episode Start had an additional code set value added: 9 = *recommenced rehabilitation episode following suspension*

Glossary ... continued

FIM

The Functional Independence Measure (FIM) is used as a tool to assess the functional independence of patients at episode start and end. Details of the specific FIM instrument used in these reports can be found in “UDSmr Adult FIM Workshop – Participant Manual, Version 5.1 (Australia). Buffalo, NY 14214: State University of New York at Buffalo; 2008.”

Interquartile range (IQR)

The middle 50% of facilities, between the 25% percentile and the 75% percentile.

Length of stay (LOS)

The length of stay (LOS) of an episode is the number of days on which care has been provided. It is calculated as the end date minus the start date, minus the number of leave days during the episode.

Valid FIM score

Each of the 18 items on admission and discharge were answered with a valid response of 1-7.

Valid LOS

Completed episode with a length of stay ranging between 1 and 500 days.

Version 4 data set

Version 4 (V4) of the AROC dataset was introduced on 1 July 2012. V4 is designed as a bank of data items, combinations of which are used to describe 6 possible pathways of care (see the AROC website for more information about the different pathways). NOTE: This report utilises only Pathway 3 data (inpatient direct care).

Appendix 2: AROC impairment codes

Orthopaedic fractures

Haemorrhagic

- 1.11 Left body involvement
- 1.12 Right body involvement
- 1.13 Bilateral involvement
- 1.14 No paresis
- 1.19 Other Orthopaedic fractures

Ischaemic

- 1.21 Left body involvement (right brain)
- 1.22 Right body involvement (left brain)
- 1.23 Bilateral involvement
- 1.24 No paresis
- 1.29 Other Orthopaedic fractures

BRAIN DYSFUNCTION

Non-traumatic

- 2.11 Sub-arachnoid haemorrhage
- 2.12 Anoxic brain damage
- 2.13 Other non-traumatic brain dysfunction

Traumatic

- 2.21 Open injury
- 2.22 Closed injury

NEUROLOGICAL CONDITIONS

- 3.1 Multiple Sclerosis
- 3.2 Parkinsonism
- 3.3 Polyneuropathy
- 3.4 Guillian-Barre
- 3.5 Cerebral palsy
- 3.8 Neuromuscular disorders
- 3.9 Other neurological conditions

SPINAL CORD DYSFUNCTION

Non traumatic spinal cord dysfunction

- 4.111 Paraplegia, incomplete
- 4.112 Paraplegia, complete
- 4.1211 Quadriplegia, incomplete C1-4
- 4.1212 Quadriplegia, incomplete C5-8
- 4.1221 Quadriplegia, complete C1-4
- 4.1222 Quadriplegia, complete C5-8
- 4.13 Other non-traumatic spinal cord dysfunction

Traumatic spinal cord dysfunction

- 4.211 Paraplegia, incomplete
- 4.212 Paraplegia, complete
- 4.2211 Quadriplegia, incomplete C1-4
- 4.2212 Quadriplegia, incomplete C5-8
- 4.2221 Quadriplegia, complete C1-4
- 4.2222 Quadriplegia, complete C5-8
- 4.23 Other traumatic spinal cord dysfunction

AMPUTATION OF LIMB

Not resulting from trauma

- 5.11 Single upper above elbow
- 5.12 Single upper below elbow
- 5.13 Single lower above knee (includes through knee)
- 5.14 Single lower below knee
- 5.15 Double lower above knee (includes through knee)
- 5.16 Double lower above/below knee
- 5.17 Double lower below knee
- 5.18 Partial foot (single or double)
- 5.19 Other amputation not from trauma

AMPUTATION OF LIMB

Resulting from trauma

- 5.21 Single upper above elbow
- 5.22 Single upper below elbow
- 5.23 Single lower above knee (includes through knee)
- 5.24 Single lower below knee
- 5.25 Double lower above knee (includes through knee)
- 5.26 Double lower above/below knee
- 5.27 Double lower below knee
- 5.28 Partial foot (single or double)
- 5.29 Other amputation from trauma

ARTHRITIS

- 6.1 Rheumatoid arthritis
- 6.2 Osteoarthritis
- 6.9 Other arthritis

PAIN SYNDROMES

- 7.1 Neck pain
- 7.2 Back Pain
- 7.3 Extremity pain
- 7.4 Headache (includes migraine)
- 7.5 Multi-site pain
- 7.9 Other pain (includes abdo/chest wall)

AROC impairment codes...continued

ORTHOPAEDIC CONDITIONS

Fractures (includes dislocation)

- 8.111 Fracture of hip, unilateral (incl. #NOF)
- 8.112 Fracture of hip, bilateral (incl. #NOF)
- 8.12 Fracture of shaft of femur
- 8.13 Fracture of pelvis
- 8.141 Fracture of knee
- 8.142 Fracture of lower leg, ankle, foot
- 8.15 Fracture of upper limb
- 8.16 Fracture of spine
- 8.17 Fracture of multiple sites
- 8.19 Other orthopaedic fracture

Post Orthopaedic Surgery

- 8.211 Unilateral hip replacement
- 8.212 Bilateral hip replacement
- 8.221 Unilateral knee replacement
- 8.222 Bilateral knee replacement
- 8.231 Knee and hip replacement, same side
- 8.232 Knee and hip replacement, diff sides
- 8.24 Shoulder replacement
- 8.25 Post spinal surgery
- 8.26 Other orthopaedic surgery

Soft tissue injury

- 8.3 Soft tissue injury

CARDIAC

- 9.1 Following recent onset of new cardiac impairment
- 9.2 Chronic cardiac insufficiency
- 9.3 Heart and heart/lung transplant

PULMONARY

- 10.1 Chronic obstructive pulmonary disease
- 10.2 Lung transplant
- 10.9 Other pulmonary

BURNS

- 11 Burns

CONGENITAL DEFORMITIES

- 12.1 Spina bifida
- 12.9 Other congenital deformity

OTHER DISABLING IMPAIRMENTS

- 13.1 Lymphoedema
- 13.3 Conversion disorder
- 13.9 Other disabling impairments that cannot be classified into a specific group

MAJOR MULTIPLE TRAUMA

- 14.1 Brain + spinal cord injury
- 14.2 Brain + multiple fracture/amputation
- 14.3 Spinal cord + multi fracture/amputation
- 14.9 Other multiple trauma

DEVELOPMENTAL DISABILITIES

- 15.1 Developmental disabilities (excludes cerebral palsy)

RE-CONDITIONING/RESTORATIVE

- 16.1 Re-conditioning following surgery
- 16.2 Reconditioning following medical illness
- 16.3 Cancer rehabilitation

Appendix 3: AN-SNAP V3 overnight rehabilitation classes

Class	Description of AN-SNAP class
3-201	Rehabilitation, admit for assessment only
3-202	Brain, Neurological, Spinal & Major Multiple Trauma, FIM 13
3-203	All other impairments, FIM 13
3-204	Orthopaedic fractures , FIM motor 63-91, FIM cognition 20-35
3-205	Orthopaedic fractures , FIM motor 63-91, FIM cognition 5-19
3-206	Orthopaedic fractures, FIM motor 47-62, FIM cognition 16-35
3-207	Orthopaedic fractures, FIM motor 47-62, FIM cognition 5-15
3-208	Orthopaedic fractures, FIM motor 14-46, age>=75
3-209	Orthopaedic fractures, FIM motor 14-46, age<=74
3-210	Brain Dysfunction, FIM motor 56-91, FIM cognition 32-35
3-211	Brain Dysfunction, FIM motor 56-91, FIM cognition 24-31
3-212	Brain Dysfunction, FIM motor 56-91, FIM cognition 20-23
3-213	Brain Dysfunction, FIM motor 56-91, FIM cognition 5-19
3-214	Brain Dysfunction, FIM motor 24-55
3-215	Brain Dysfunction, FIM motor 14-23
3-216	Neurological, FIM motor 63-91
3-217	Neurological, FIM motor 49-62
3-218	Neurological, FIM motor 18-48
3-219	Neurological, FIM motor 14-17
3-220	Spinal Cord Dysfunction, FIM motor 81-91
3-221	Spinal Cord Dysfunction, FIM motor 47-80
3-222	Spinal Cord Dysfunction, FIM motor 14-46, age>=33
3-223	Spinal Cord Dysfunction, FIM motor 14-46, age<=32

Class	Description of AN-SNAP Classes
3-224	Amputation of limb, FIM motor 72-91
3-225	Amputation of limb, FIM motor 14-71
3-226	Pain Syndromes
3-227	Orthopaedic conditions, fractures, FIM motor 58-91
3-228	Orthopaedic conditions, fractures, FIM motor 48-57
3-229	Orthopaedic conditions, fractures, FIM motor 14-47, FIM cognition 19-35
3-230	Orthopaedic conditions, fractures, FIM motor 14-47, FIM cognition 5-18
3-231	Orthopaedic conditions, replacement, FIM motor 72-91
3-232	Orthopaedic conditions, replacement, FIM motor 49-71
3-233	Orthopaedic conditions, replacement, FIM motor 14-48
3-234	Orthopaedic conditions, all other, FIM motor 68-91
3-235	Orthopaedic conditions, all other, FIM motor 53-67
3-236	Orthopaedic conditions, all other, FIM motor 14-52
3-237	Cardiac
3-238	Major Multiple Trauma, FIM total 101-126
3-239	Major Multiple Trauma, FIM total 74-100 or Burns
3-240	Major Multiple Trauma, FIM total 44-73
3-241	Major Multiple Trauma, FIM total 19-43
3-242	All other impairments, FIM motor 67-91
3-243	All other impairments, FIM motor 53-66
3-244	All other impairments, FIM motor 25-52
3-245	All other impairments, FIM motor 14-24

NOTE: AN-SNAP classes for inpatient rehabilitation have not changed between V2 and V3.

Acknowledgements

- **AROC wish to acknowledge the valuable contributions made by:**
 - Members of the Management Advisory Group of the Australasian Rehabilitation Outcomes Centre
 - Members of the Scientific and Clinical Advisory Committee of the Australasian Rehabilitation Outcomes Centre
 - The many staff from the rehabilitation facilities who have spent a great deal of time and care to collect, collate and correct the data, without whose considerable effort these reports would not be possible.
- **Disclaimer**

AROC has made every effort to ensure that the data used in these reports are accurate. Data submitted to AROC are checked for anomalies and facilities are asked to re-submit data prior to the production of AROC reports. We have provided general guidelines on the interpretation of the information reported but would advise readers to use their professional judgement in considering all information contained in this report.
- **Copyright**

This work is copyright. It may be produced in whole or in part for study or training purposes subject to the inclusion of an acknowledgment of the source and no commercial usage or sale. Reproduction for purposes other than those above requires the written permission of AROC.
- **Suggested acknowledgement**

Anywhere Hospital AROC Impairment Specific Report on Orthopaedic Replacements (Inpatient - Pathway 3), January 2014 to December 2014.. Australasian Rehabilitation Outcomes Centre (2014).

AROC Contact Details

Australasian Rehabilitation Outcomes Centre
Australian Health Services Research Institute

iC Enterprise 1, Innovation Campus

University of Wollongong NSW 2522

Phone: +61 2 4221 4411

Email: aroc@uow.edu.au

Web: ahsri.uow.edu.au/aroc