



UNIVERSITY
OF WOLLONGONG
AUSTRALIA

University of Wollongong
Research Online

Faculty of Science, Medicine and Health - Papers

Faculty of Science, Medicine and Health

2015

Climatic, edaphic factors and cropping history help predict click beetle (Coleoptera: Elateridae) (*Agriotes* spp.) abundance

Antonela Kozina

Food and Rural Affairs Institute for Plant Protection Zagreb

Darija Lemic

University of Zagreb

Renata Bazok

University of Zagreb

Katarina Maryann Mikac

University of Wollongong, kmikac@uow.edu.au

Christopher M. McLean

University of Wollongong, chrismc@uow.edu.au

See next page for additional authors

Publication Details

Kozina, A., Lemic, D., Bazok, R., Mikac, K. M., McLean, C. M., Ivezic, M. & Barcic, J. Igrc. (2015). Climatic, edaphic factors and cropping history help predict click beetle (Coleoptera: Elateridae) (*Agriotes* spp.) abundance. *Journal of Insect Science*, 15 (1), 100-1 - 100-8.

Research Online is the open access institutional repository for the University of Wollongong. For further information contact the UOW Library:
research-pubs@uow.edu.au

Climatic, edaphic factors and cropping history help predict click beetle (Coleoptera: Elateridae) (*Agriotes* spp.) abundance

Abstract

It is assumed that the abundance of *Agriotes* wireworms (Coleoptera: Elateridae) is affected by agro-ecological factors such as climatic and edaphic factors and the crop/previous crop grown at the sites investigated. The aim of this study, conducted in three different geographic counties in Croatia from 2007 to 2009, was to determine the factors that influence the abundance of adult click beetle of the species *Agriotes brevis* Cand., *Agriotes lineatus* (L.), *Agriotes obscurus* (L.), *Agriotes sputator* (L.), and *Agriotes ustulatus* Schall. The mean annual air temperature, total rainfall, percentage of coarse and fine sand, coarse and fine silt and clay, the soil pH, and humus were investigated as potential factors that may influence abundance. Adult click beetle emergence was monitored using sex pheromone traps (YATLORf and VARb3). Exploratory data analysis was performed via regression tree models and regional differences in *Agriotes* species' abundance were predicted based on the agro-ecological factors measured. It was found that the best overall predictor of *A. brevis* abundance was the previous crop grown. Conversely, the best predictor of *A. lineatus* abundance was the current crop being grown and the percentage of humus. The best predictor of *A. obscurus* abundance was soil pH in KCl. The best predictor of *A. sputator* abundance was rainfall. Finally, the best predictors of *A. ustulatus* abundance were soil pH in KCl and humus. These results may be useful in regional pest control programs or for predicting future outbreaks of these species.

Disciplines

Medicine and Health Sciences | Social and Behavioral Sciences

Publication Details

Kozina, A., Lemic, D., Bazok, R., Mikac, K. M., McLean, C. M., Ivezic, M. & Barcic, J. Igrc. (2015). Climatic, edaphic factors and cropping history help predict click beetle (Coleoptera: Elateridae) (*Agriotes* spp.) abundance. *Journal of Insect Science*, 15 (1), 100-1 - 100-8.

Authors

Antonela Kozina, Darija Lemic, Renata Bazok, Katarina Maryann Mikac, Christopher M. McLean, M Ivezic, and J Igrc Barcic

RESEARCH

Climatic, Edaphic Factors and Cropping History Help Predict Click Beetle (Coleoptera: Elateridae) (*Agriotes* spp.) Abundance

A. Kozina^{1,2}, D. Lemic³, R. Bazok³, K. M. Mikac⁴, C. M. Mclean⁴, M. Ivezić⁵, and J. Igrc Barčić⁶

¹Croatian Centre for Agriculture, Food and Rural Affairs, Institute for Plant Protection, Rim 98, 10000 Zagreb, Croatia

²Corresponding author, e-mail: antonela.kozina@hcphs.hr

³Department of Agricultural Zoology, University of Zagreb, Faculty of Agriculture, Svetošimunska 25, 10000 Zagreb, Croatia

⁴Faculty of Science, Medicine and Health, University of Wollongong, Centre for Sustainable Ecosystem Solutions, Wollongong, New South Wales 2522, Australia

⁵Josip Juraj Strossmayer University of Osijek, Faculty of Agriculture in Osijek, trg Sv. Trojstva 3, 31000 Osijek, Croatia

⁶Chromos Agro d.d., Radnička cesta 173n, 10 002 Zagreb, Croatia

Subject Editor: Brian Aukema

J. Insect Sci. (2015) 15(1): 100; DOI: 10.1093/jisesa/iev079

ABSTRACT. It is assumed that the abundance of *Agriotes* wireworms (Coleoptera: Elateridae) is affected by agro-ecological factors such as climatic and edaphic factors and the crop/previous crop grown at the sites investigated. The aim of this study, conducted in three different geographic counties in Croatia from 2007 to 2009, was to determine the factors that influence the abundance of adult click beetle of the species *Agriotes brevis* Cand., *Agriotes lineatus* (L.), *Agriotes obscurus* (L.), *Agriotes sputator* (L.), and *Agriotes ustulatus* Schall. The mean annual air temperature, total rainfall, percentage of coarse and fine sand, coarse and fine silt and clay, the soil pH, and humus were investigated as potential factors that may influence abundance. Adult click beetle emergence was monitored using sex pheromone traps (YATLORf and VARb3). Exploratory data analysis was performed via regression tree models and regional differences in *Agriotes* species' abundance were predicted based on the agro-ecological factors measured. It was found that the best overall predictor of *A. brevis* abundance was the previous crop grown. Conversely, the best predictor of *A. lineatus* abundance was the current crop being grown and the percentage of humus. The best predictor of *A. obscurus* abundance was soil pH in KCl. The best predictor of *A. sputator* abundance was rainfall. Finally, the best predictors of *A. ustulatus* abundance were soil pH in KCl and humus. These results may be useful in regional pest control programs or for predicting future outbreaks of these species.

Key Words: Abundance, Agro-ecological factor, Click beetle, Prediction, Regression tree

Wireworms, the larvae of click beetles (Coleoptera: Elateridae), are cosmopolitan soil pests that attack corn, potatoes and many other important food crops throughout the world (Parker and Howard 2001; Brunner et al. 2005). In Croatia, the most economically damaging species of the *Agriotes* genus are: *Agriotes brevis* Cand., *A. lineatus* (L.), *A. obscurus* (L.), *A. sputator* (L.), and *A. ustulatus* Schall. (Maceljski 2002). Species within the *Agriotes* genus show perennial development, where the larval stage may last from 2 to 5 years in time (Furlan 1996, 1998; Parker and Howard 2001; Sufyan et al. 2013; Traugott et al. 2015). Based on their long life cycles, click beetles are usually divided into two groups (Furlan 2005, Bazok 2006). Species of the first group, which include *A. brevis*, *A. lineatus*, *A. obscurus*, and *A. sputator*, overwinter as larvae or as adults. After several years of development, the larvae of this group pupate and during late summer or early autumn, the adults complete their development and remain underground to overwinter (Ester et al. 2001, Gomboc et al. 2001, Toth et al. 2001). Adults then emerge between April and September the following year, depending on the species and geographic location (as influenced by climate, soil, and other microhabitat variables: Roebuck et al. 1947, Ester et al. 2001, Toth et al. 2001, Brunner et al. 2005, Landl et al. 2005, Vernon et al. 2005, Kozina et al. 2013). Species of the second group, which include *A. ustulatus*, overwinter only as larvae. Pupation takes place in May and adults emerge between May and September in the same year (Honek and Furlan 1995, Furlan 1996, Toth et al. 2001, Kozina 2012).

The beetles migrate to areas near their place of emergence (Sufyan et al. 2007), however this distance may be greater than previously thought (e.g., 80 m for *A. obscurus*; Schallhart et al. 2009), allowing them to colonise new areas.

The preferred habitat for adult click beetles is usually in soils of grasslands, pastures, meadows and cultured fields of alfalfa, white

clover, sugar beet, or soybean (Furlan 1996; Čamprag 1997). Čamprag (1997) found a relationship between climatic factors and adult abundance, in which it was shown that adults form was greater when higher temperatures and lower rainfall prevailed. Due to their life cycle and the way in which they cause damage to crops, wireworms are pests whose suppression must be based on population level forecasts and on the principles of integrated pest management (IPM) (e.g., EU Directive 2009/128/EC). Determining the factors that positively or negatively affect the population growth of specific species under field conditions in particular counties of Croatia will facilitate the ability to forecast and manage outbreaks.

Therefore, the objectives of this study were: 1) to assess the abundance of five *Agriotes* species, which differ according to climatic and edaphic factors; and 2) for each species to determine the environmental variables by which its adult distribution and abundance can be predicted with the highest probability. To achieve these objectives, a robust predictive modelling technique using regression trees, was employed.

Materials and Methods

Sample Sites. During three growing seasons (2007–2009) five *Agriotes* species (*A. brevis*, *A. lineatus*, *A. sputator*, *A. obscurus*, and *A. ustulatus*) were trapped in three different counties of Croatia representing three distinct climatic and edaphic areas (county 1: Koprivnica-Križevci, county 2: Virovitica-Podravina, county 3: Vukovar-Sirmium; Fig. 1).

Agriotes specimens were collected from 15 fields sown with either corn *Zea mays* (L.), wheat *Triticum aestivum* (L.), barley *Hordeum vulgare* (L.), oats *Avena sativa* (L.), alfalfa *Medicago sativa* (L.), soybeans *Glycine max* (L.), sugar beet *Beta vulgaris* (L.), or white clover *Trifolium repens* (L.) (depending on the year and location). For each

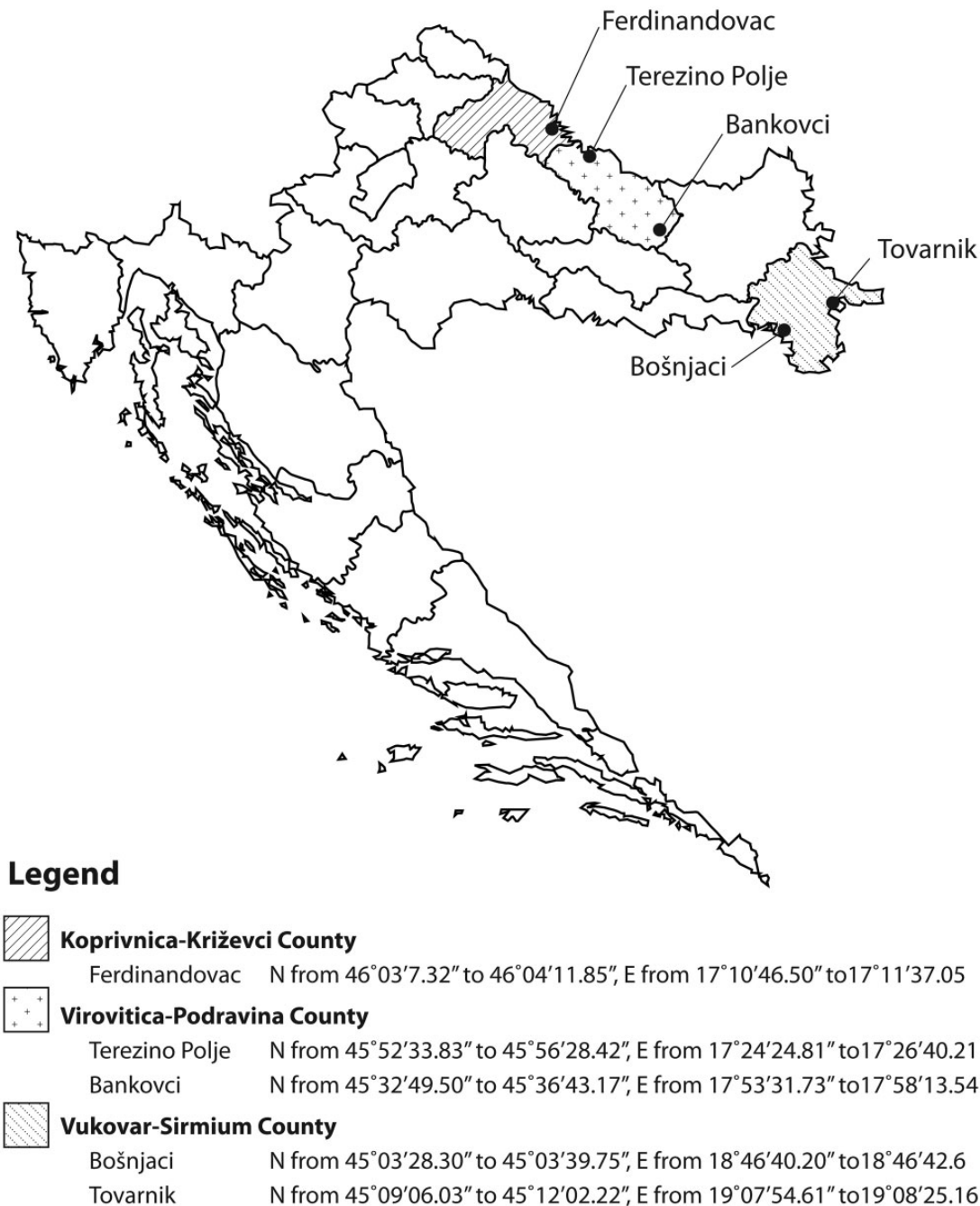


Fig. 1. Map of Croatia showing the geographic location of the three counties where *Agriotes* species were sampled.

field, the crops sown the previous (hereafter referred to as precrop) and current years were recorded. The fields sampled were chosen so as to represent common cultivation and crop rotation practices in operation in each area. In western Croatia (county 1: Koprivnica-Križevci), arable crops (corn and soybean) and cereals (barley and wheat) are most commonly cultivated. In eastern Croatia, (county 2: Virovitica-Podravina region; and county 3: Vukovar-Sirmium region), a wider range of arable crops (corn, sugar beet, and soybean) and cereals (barley and wheat) are cultivated. Further details about the sampling sites are available in [Supp Tables 1–3](#) (online only).

Climatic and Edaphic Factors. The three counties investigated were classified as belonging to the *Cfwbx* climatic type of the Köppen classification system (Penzar and Penzar 2000), where temperate (mesothermal) climates (*Cf*) with dry winters (*w*) dominate. The letter *b* indicates warmest month averaging <22°C, but with at least 4 months averaging

>10°C. *Cfwbx* climate types are characterized as having minimum rainfall during winter (February–March) and only one maximum rainfall event that mainly occurs in early summer (June).

Climate data used in this study (i.e., mean air temperature and total amount of rainfall) were obtained from the Croatian Meteorological and Hydrological Service for each year of sampling and analysed per field site. The distance between the meteorological stations and trapping localities was a maximum distance of 20 km.

From all of the fields investigated soil samples were taken to the depth of a plow layer (30 cm). In each field, five sub-samples (each 300–400 g in weight) were taken, and sub-sampling sites were spaced 30–40 m apart depending on size of field sites). The five sub-samples were then pooled and homogenized and a sub-set of the pooled soil from each site was analyzed. Sediment grain size and chemical properties analyses were conducted at the pedology laboratory of the

Department of Soil Science, Faculty of Agriculture, University of Zagreb, and included the following: percentage of coarse and fine sand, coarse and fine silt, and clay, humus and pH in H₂O and KCl.

Soil texture was determined by sieving following standard methods (ISO 11277 2004). Sediment size was classified as: coarse sand (2–0.2 mm); fine sand (0.2–0.063 mm); course silt (0.063–0.02 mm); fine silt (0.02–0.002 mm); and clay (<0.002 mm) (Soil Survey Staff 1951). Soil humus (0.3000 g sample weight) was determined by a volumetric titrimetric wet combustion method. For this method soil was placed in Erlenmeyer flask along with 0.1 g Ag₂SO₄ and 10 ml of 0.4 M K₂Cr₂O₇ solution [19.6 g of potassium dichromate (K₂Cr₂O₇) was dissolved in 500 ml H₂O and 500 ml H₂SO₄ in a volumetric flask of 1 liter]. The mixture was heated for 5 mins and after it was cooled it was with 150-ml distilled water to a final volume of 300 ml. Titration was carried out by 0.1 M solution of Mohr salt [39.22 g FeSO₄(NH₄)₂SO₄·6H₂O was dissolved in 20 ml H₂SO₄ and 980 ml H₂O] with the addition of 2 ml of a mixture of phosphoric acid and sulfuric acid (ratio of 1:1) and two drops of redox indicator (diphenylamine). Equivalence point is appearance of clear dark green solution color.

Pheromone Trapping. Csalomon YATLORF funnel traps were used to collect adult *A. brevis*, *A. lineatus*, *A. sputator*, and *A. obscurus* and Csalomon VARb3 traps were used to collect *A. ustulatus* (Furlan et al. 2001a). Pheromone vials for each of the five *Agriotes* species were placed singly inside the pheromone traps prior to trap placement. YATLORF funnel traps were set fields just above the soil surface with the funnel bottom buried into the soil. VARb3 traps were placed on wooden sticks at a height of 1.5 m. Trapping occurred for *A. brevis*, *A. sputator*, *A. lineatus*, and *A. obscurus* from the 18th to the 32nd weeks of the year, and for *A. ustulatus* from the 23rd to the 32nd weeks of the year. Traps were placed at least 20 m apart and inspected once a week. Pheromone vials were replaced every 6 weeks. During each weekly observation period all adults caught were collected from the traps and counted. Complete pheromone trapping was performed following the manufacturer's guidelines. Species identification was double checked for *A. brevis* and *A. sputator* which are attracted by the same lure; ~2–3% of the total captures were *A. sputator* individuals as determined using a taxonomic identification key in Klausnitzer (1994).

Data Analysis. Adult click beetle population densities at each trapping location was classified according to provisional categories set by Furlan et al. (2001a) as follows: high ≥ 500 adults/trap/season; medium = 50–500 adults/trap/season; low < 50 adults/trap/season; no = no specimens. These limit values were not considered as economic thresholds.

Meteorological data (mean air temperature and the total amount of rainfall), the physical and chemical properties of the soil, and the average number of *Agriotes* spp. individuals were analyzed by a one-way analysis of variance (ANOVA; Gylling Data Management, Inc., USA, ARM 7 GDM software, Revision 7.2.2. 2005). A Tukey's post hoc test was used to establish climatic differences among the investigated counties and the year of investigation where they occurred.

Exploratory data analysis, using regression tree analyses was done in R 2.30 (R Core Team 2012), applying the package 'tree' (Ripley 2012). All variables (number of collected click beetles, mean air temperature, total amount of rainfall, percentage of coarse and fine sand,

coarse and fine silt and clay, humus and soil pH in H₂O and KCl, crop and precrop) were included in the regression tree analysis model. Regression trees are a form of exploratory data analysis that consider which variables contribute to the greatest level of variability explaining the response variables (Zar 2010), in this case the abundance of five species of genus *Agriotes*. A different model and analysis was used and run for each species. The most parsimonious model selected was the model that explained the greatest level of variation within the first split of the regression tree output. Because not all the variables were included in each run of the model [as it is assumed that at least 10 data points are required to complete a statistically valid regression analysis (Zar 2010)], a number of model iterations were employed using different combinations where variables were either added or subtracted. Where a variable was not included in the model (i.e., it did not significantly contribute to explaining as much variability as other variables), it was substituted for another variable. This process continued until the most parsimonious model remained.

Results

Climatic and Edaphic Factors. Climatic conditions differed among counties and between the investigated years. Significant differences in mean air temperatures occurred as did the total amount of rainfall (Table 1). A detailed description of the regional physical and chemical soil properties are given in Table 2.

Pheromone Trapping. In total, 24,506 *Agriotes* individuals were collected of which 1,873 individuals were *A. brevis*, 6,791 individuals were *A. lineatus*, 1,218 individuals were *A. obscurus*, 2,947 individuals were *A. sputator* and 11,677 individuals were *A. ustulatus*.

Agriotes brevis. Based on the categories set by Furlan et al. (2001a), in the Koprivnica-Križevci County, populations of *A. brevis* in 2007 and 2008 were classified as 'low', while in 2009 population densities were classified as 'medium'. In the Virovitica-Podravina County the population density was classified as 'low' in 2007, but in 2008 and 2009 it was classified as 'medium'. In the Vukovar-Sirmium County, abundances were consistently 'low' from 2007 to 2009. Significant differences in the abundance of *A. brevis* were not observed among the three counties examined, but there were significant differences among the years of investigation (Table 3).

The best predictor for the occurrence of *A. brevis* was the previous crop in all years sampled (2007–2009). The most parsimonious regression tree model predicted that the highest density of *A. brevis* would be found if the previous crop (i.e., precrop) was wheat, barley or soybean, with a lower density predicted if corn, sugar beet, white clover, or alfalfa were grown. The highest density of individuals were predicted when soil pH in KCl was between 5.07 and 6.89 (Fig. 2a). Where the previous crop was corn, sugar beet, white clover, or alfalfa and the average temperature was < 11.45°C, the regression tree predicted that a moderate density of individuals would be found. Finally, where average temperature was > 11.45°C and the current crop was sugar beet, barley, or oats, then a lower density of individuals were predicted to be found (Fig. 2b).

Agriotes lineatus. In the Koprivnica-Križevci County during 2007 and 2008, populations of *A. lineatus* were classified as 'medium', but during 2009 population densities were classified as 'high'. In the Virovitica-Podravina County population density was classified as 'low'

Table 1. Characteristics of the climatic conditions prevailing in the three counties of Croatia where *Agriotes* spp. were sampled and corresponding ANOVA results

County	Mean air temperature (°C) ± SD	Total amount of rainfall (mm) ± SD
Koprivnica-Križevci	11.5 ± 0.08c*	751.5 ± 53.61a
Virovitica-Podravina	11.67 ± 0.33b	799.38 ± 80.62a
Vukovar-Sirmium	13.05 ± 0.05a	665.01 ± 138.27b
HSD <i>P</i> = 0.05	0.16	65.93

*Means followed by the same letter are not significantly different (*P* > 0.05; Tukey's HSD).

Table 2. Physical and chemical properties of the soil samples collected in three counties of Croatia and the corresponding ANOVA results

Soil physico-chemistry	COUNTY			HSD $P = 0.05$
	Koprivnica-Križevci	Virovitica-Podravina	Vukovar- Sirmium	
Coarse sand	1.14	2.35	1.62	ns
Fine sand	12.46a*	11.83a	2.47b	4.95
Coarse silt	29.19b	38.42a	35.87a	5.94
Fine silt	37.63a	31.65b	28.39b	3.61
Clay	19.58b	15.75c	31.65a	3.16
Soil pH in H ₂ O	6.8b	6.65b	7.71a	0.55
Soil pH in KCl	5.77b	5.58b	6.93a	0.75
Humus	4.96a	3.2b	3.29b	0.74

*Means followed by the same letter are not significantly different ($P > 0.05$; Tukey's HSD).

Table 3. The average number of *Agriotes* spp. individuals collected over time in three counties of Croatia and the corresponding ANOVA results

Species	County	Year of investigation			HSD ¹ $P > 0.05$
		2007	2008	2009	
<i>A. brevis</i>	Koprivnica-Križevci	24.6 b	49.2 ab	91.8 a*	60.366
	Virovitica-Podravina	45.6	56.8	73.4	ns
	Vukovar- Sirmium	8.4 b	26.2 a	—	11.23
	HSD ² $P > 0.05$	ns	ns	ns	
<i>A. lineatus</i>	Koprivnica-Križevci	115.8 bA	142.4 bA	860.6 a	657.53
	Virovitica-Podravina	30.8 bB	98.2 aAB	82.2 ab	59.238
	Vukovar- Sirmium	6.8 bB	21.4 aB	—	4.269
	HSD ² $P > 0.05$	72.63	81.654	ns	
<i>A. obscurus</i>	Koprivnica-Križevci	9.8	16.8	45.4	ns
	Virovitica-Podravina	2.4	11.8	20.6	ns
	Vukovar- Sirmium	106.8	30.0	—	ns
	HSD ² $P > 0.05$	ns	ns	ns	
<i>A. sputator</i>	Koprivnica-Križevci	34.8	71.2	148.6	ns
	Virovitica-Podravina	18.2 c	69.0 b	114.8 a	41.746
	Vukovar- Sirmium	33.8 b	99.0 a	—	60.94
	HSD ² $P > 0.05$	ns	ns	ns	
<i>A. ustulatus</i>	Koprivnica-Križevci	234.2	110.0	97.8	ns
	Virovitica-Podravina	395.4	273.4	297.6	ns
	Vukovar- Sirmium	708.6a	216.4b	—	419.064
	HSD ² $P > 0.05$	ns	ns	ns	

*Means followed by the same letter are not significantly different ($P > 0.05$; Tukey's HSD); ¹small letters refer to differences among years of investigation; ²capital letters refer to differences among counties.

in 2007, but in 2008 and 2009 *A. lineatus* densities were classified as 'medium'. In the Vukovar- Sirmium County the population densities were classified as 'low' from 2007 to 2009. Significant differences in the abundance of *A. lineatus* were found among the three counties during the 2007 and 2008 trapping years (Table 3).

The most parsimonious regression tree model suggested that the content of humus (%) was the best predictor of the abundance of *A. lineatus*. Where the humus content was > 4.65 it was predicted that a very high density of individuals would be found (Fig. 3a). Also, it was predicted that a very high density of individuals would be found if the current crop sown was wheat or sugar beet. If the current crop was corn, barley, soy, or oats and average temperature $< 11.45^{\circ}\text{C}$, it was predicted that a lower density of individuals would be found (Fig. 3b).

Agriotes obscurus. The only significant difference in the average abundance of *A. obscurus* among counties was in 2007 in the Vukovar-Sirmium County, when the population of this species was classified as 'medium'; in all other years investigated the population was classified as 'low'.

There were no significant differences in the abundance of *A. obscurus* from 2007 to 2009 in the three counties investigated (Table 3).

Within the most parsimonious regression tree model, soil pH in KCl was the best predictor for the greatest abundance of *A. obscurus*.

Further the regression tree predicted that a moderate density of *A. obscurus* would be found if the pH in KCl was > 7.23 , while at sites where pH in KCl is < 7.23 , a low density of individuals was predicted. Where rainfall was < 714 mm and pH in KCl < 5.8 , a moderate density of individuals were predicted (Fig. 4).

Agriotes sputator. Across all counties the population densities of *A. sputator* in 2007 were classified as 'low', and during 2008 and 2009 the population was 'medium'. There were significant differences in *A. sputator* abundances in the Virovitica-Podravina County and Vukovar- Sirmium County over time (Table 3).

The most parsimonious regression tree model had total amount of rainfall as the best predictor of *A. sputator*. That is, if total rainfall was < 740 mm, it was predicted that a high density of *A. sputator* individuals would be found. When total rainfall was > 740 mm, it was predicted that a lower, but still high density of individuals would occur if the current crop being grown was white clover, alfalfa, sugar beet, or barley (Fig. 5).

Agriotes ustulatus. The population densities of *A. ustulatus* were classified as 'medium' in all the counties investigated with one exception being in 2007 in the Vukovar- Sirmium County where the population density was classified as 'high'. Significant differences in the abundance of *A. ustulatus* were found only in the Vukovar-Sirmium County in 2007 (Table 3).

Within the most parsimonious regression tree model, the best predictor of *A. ustulatus* abundance was the pH in KCl of soil. Therefore, if the pH in KCl was < 7.0 it was predicted that a high density of individuals would occur. Where total rainfall was > 848 mm, it was predicted that an even higher density of *A. ustulatus* individuals would be found. Finally, it was predicted that the highest density of individuals would be found if pH in KCl was > 7.0 and the content of soil humus > 3.3 (Fig. 6).

Discussion

The abundances of the five adult *Agriotes* species investigated differed according to climatic and edaphic factors and specific environmental variables were identified that can be used to predict their distribution and abundance. Previous studies on the *Agriotes* species in Croatia mainly discuss correlative relationships between wireworm abundance and climate and other environmental factors (physical and chemical soil properties) (Čamprag 1997, Maceljski 2002). Further to such studies Staudacher et al. (2013) recently demonstrated that a correlative relationship exists between larval occurrence and edaphic as well as climatic factors (pH, humus, water holding capacity). In contrast there is a great deal of data on the abundance of larvae in fields where previous crops were legumes or other high density planting crops (Čamprag 1997, Maceljski 2002), but there is no data on whether a previous crop (i.e., planted the year before larvae are sampled) has any influence on the abundance of adult *Agriotes*. A review of the published literature suggests that click beetles are poor fliers and move only short distances (Čamprag 1997, Ester and van Rozen 2005,

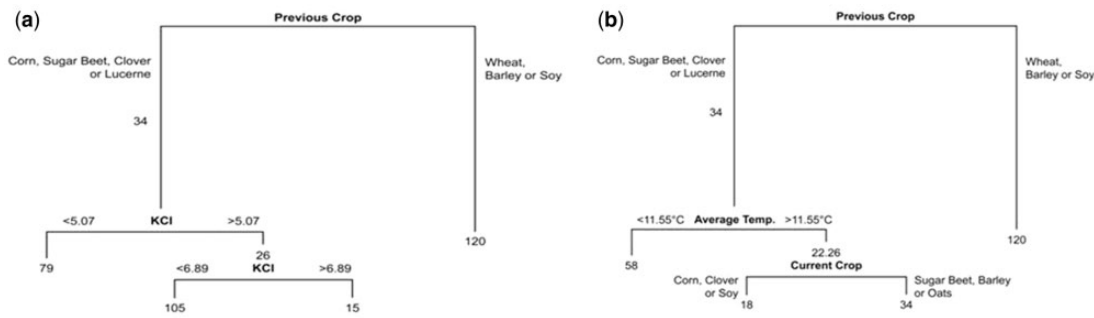


Fig. 2. (a and b) Variables most influential in predicting *Agriotes brevis* abundance using the *Regression TREE* procedure.

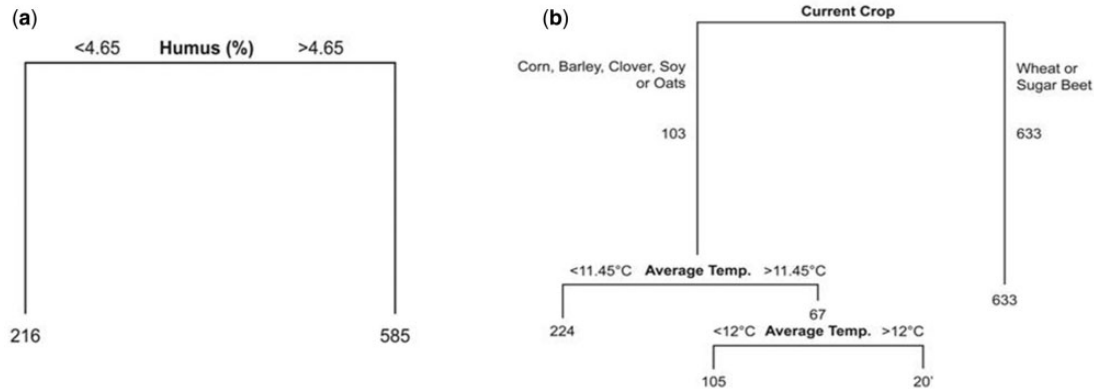


Fig. 3. (a and b) Variables most influential in predicting *A. lineatus* abundance using the *Regression TREE* procedure.

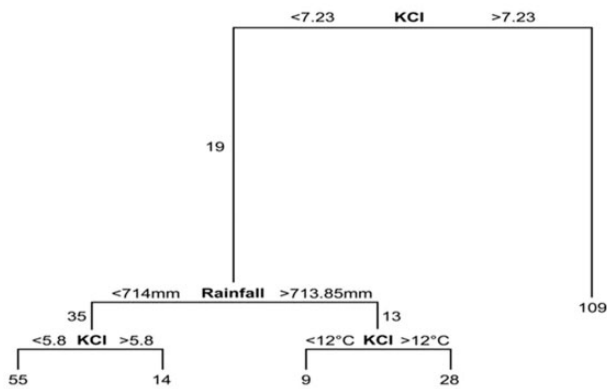


Fig. 4. Variables most influential in predicting *A. obscurus* abundance using the *Regression TREE* procedure.

Sufyan et al. 2013) so the majority of individulas caught on pheromone traps have developed from larvae in the same or neighboring fields (Schallhart et al. 2011). Therefore our findings that previous crops significantly impact upon *Agriotes* adult densities are an important one for not only *Agriotes* ecology but also for their management.

Agriotes brevis. *A. brevis* abundances in all three counties were at 'medium' levels, a result previously reported by Furlan et al. (2001b). Recently, Bažok and Igrc Barčić (2010) showed that abundances in the western counties of Croatia were 'medium' to 'high'. *A. brevis* is considered a major pest of corn and other field crops in Italy (Furlan 1999, Furlan et al. 2000) and is five times more harmful than *A. ustulatus* (Furlan 2011), hence being able to predict their occurrence and levels of abundance is very important for management and control purposes. Furlan (2009) developed a system that predicts wireworms density in the following year and thus determines thresholds based on the number

of adults caught in pheromone traps. From the previous author's work it is suggested that > 300 *A. brevis* adults caught per pheromone trap in 1 year is considered as 'high' population abundance. Based on this result it is possible to predict that in the following year one larva/m² of soil will be found (Furlan 2009). However, we used multiple linear regression analyses, to predict occurrence and abundance of *A. brevis* and over a 3-year period found that the previous crop sown was the best predictor of its occurrence and abundance (Fig. 2a and b). Tackenberg et al. (2011) suggested that this species suits colder climates (around 15°C) and Toth (1984) stated that *A. brevis* was more readily found in wetter soils that were rich in humus. Our results confirm higher abundances during periods of lower temperatures; however, we did not find that humus influenced its abundance. Nevertheless, soil pH in KCl was a better predictor of *A. brevis* abundance under Croatian conditions.

Agriotes lineatus. The 'medium' to 'high' densities of *A. lineatus* found in this study generally conform to the results of previous studies conducted in western Croatia (Danon 1960, Maceljnski 2002, Bažok 2007, Bažok and Igrc Barčić 2010). Furlan et al. (2001b) reported 'high' population densities in eastern Croatia, while our results showed 'low' population densities in the same County.

In this study, we showed that current crop was the most important factor for predicting the abundance of *A. lineatus*. As the plants of the family Gramineae are known as a suitable food source for adults *A. lineatus* (Toth 1984), it is understandable why a previous crop of wheat was attractive to adults of the species. Our findings are supported by the work of Štrbac (1983) who found that a higher occurrence of *A. lineatus* larvae can be expected in fields if the previous crop was wheat, barley or alfalfa since these cultures are attractants for oviposition. In addition to previous crop, climate variables were also indicated as important in predicting higher densities of the species. However, our results differed to those of Tackenberg et al. (2011) who found that adults were more active at higher temperatures. Although many authors state that this species prefers wetter soils, their findings only relate to the conditions necessary for larval development (Toth 1984; Čamprag 1997;

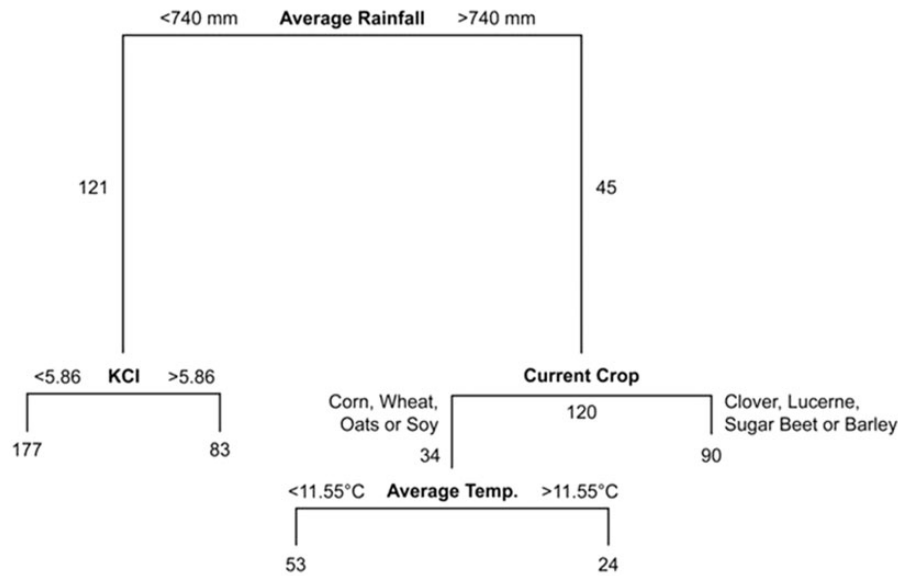


Fig. 5. Variables most influential in predicting *A. sputator* abundance using the *Regression TREE* procedure.

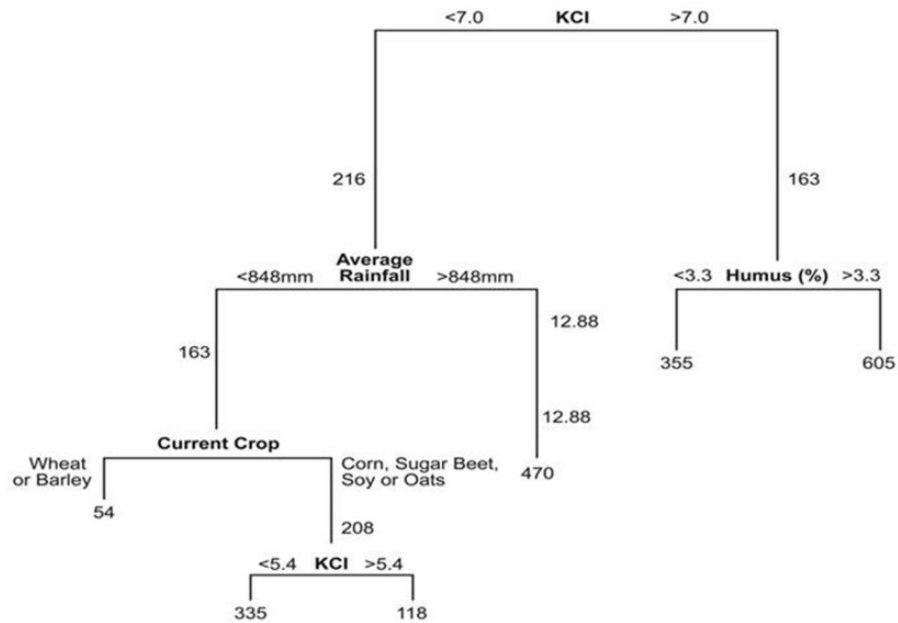


Fig. 6. Variables most influential in predicting *A. ustulatus* abundance using the *Regression TREE* procedure.

Maceljnski 2002). Our results showed that large soil humus content had a positive impact on population abundance as previously suggested by Staudacher et al. (2013). Ibbotson (1958) showed that an increase in soil pH had a positive impact on species abundance while Staudacher et al. (2013) found the opposite. However, in our study we did not find that soil pH influenced abundance. Rather we found that only soil humus content and average temperatures were important in predicting *A. lineatus* abundance.

Agriotes obscurus. Only in 2007 was the abundance of *A. obscurus* classified as 'medium' which was similar to the findings of Bažok and Igrc Barčić (2010) who showed that population densities of the same species in central Croatia were 'low' to 'medium'. Furlan et al. (2001b) also found similar results to our study by showing that the population densities of *A. obscurus* in central and eastern Croatia were classified as 'medium'. Although, Maceljnski (2002) found that *A. obscurus* often occurred with *A. lineatus*, we were not able to confirm this in our study.

Previous and current crop did not have a significant impact on predicting the abundance of *A. obscurus*, although Štrbac (1983) found that this species preferred soils where white clover or alfalfa were grown. According to Blackshaw and Hicks (2013), this species can be found with all crops and there was not one single crop that was more important than another in predicting its occurrence. In our study, soil pH in KCl was the most important variable in predicting the abundance of this species. The regression tree results were similar to the results of Ibbotson (1958) who found that its abundance was higher in soils with a lower pH.

Agriotes sputator. 'Low' to 'medium' population densities of *A. sputator* found in this study was similar to those found by Furlan et al. (2001b) and Bažok (2007). Although there were significant differences in average abundance per field, there were no significant differences among counties (Table 3). These results indicated that *A. sputator* was equally represented in all investigated counties and that its abundance

depended more on the year of collection than on the area being investigated.

According to the regression tree results (Fig. 5), the total amount of rainfall was the best predictor for the abundance of this species. The next most important factors for predicting its abundance were current crop [white clover, alfalfa, sugar beet, or barley; confirming the findings of Štrbac (1983) and Čamprag (1997)], and soil pH in KCl. At present there is a lack of published literature and data on the influence that various climatic variables have on the abundance of *A. sputator* making it difficult to compare our results with others.

Agriotes ustulatus. Our findings on the abundance of *A. ustulatus* were similar (i.e., ‘medium’ to ‘high’) to those reported by previous studies (Štrbac 1983, Furlan et al. 2001b, Maceljčki 2002, Bažok 2007, Bažok and Igrc Barčić 2010).

The results of the multiple linear regression analysis indicated that soil pH in KCl was the best predictor of *A. ustulatus* abundance and that rainfall and soil humus content could also affect its abundance. Our results confirm the findings of Furlan (1996, 1998), that soil moisture is an important factor in the development of the species. However, these results are in contrast to the findings of Toepfer et al. (2007) who showed that soil moisture did not correlate with its density and distribution.

Many studies have been conducted but in just few were established correlation between click beetle abundance and the amount of larvae infection. In Italy Furlan et al. (2001c, 2007) found a correlation existed between *A. brevis* and *A. ustulatus* adults caught by pheromones with wireworms found in soil. Pristavko (1988, cit. Čamprag, 1997) found a correlation existed between *A. obscurus* and *A. sputator* adults caught by pheromones and the abundance of wireworms and the degree of crop damage. Finally, Blackshaw and Vernon (2008) and Blackshaw et al. (2009) found that the pheromone catch of adult *A. obscurus* is associated with the number of larvae found in the soil. These authors also stated that the number of adults could be used to predict the appearance of larvae and the resulting damage caused. From the research conducted herein, we found that it was possible to identify the factors that have a greater influence on the adult abundance of five *Agriotes* species under Croatian conditions. Generally, click beetle abundance significantly varies by location; nevertheless the most abundant species were *A. ustulatus* and *A. lineatus*. The identified differences in the number and prevalence of species, together with the differences in climatic and edaphic factors enabled us to pinpoint the factors that most affect the number and prevalence of individual *Agriotes* species in Croatia. We found that humus content and soil pH in KCl were generally the most common predictors of click beetle abundance. Results from this study will contribute to identifying the most common species to each region and based on prevailing climatic and edaphic conditions and consequently further work must be conducted in determining whether a relationship exists between above ground adult abundance and below ground wireworm densities. In this study, we have demonstrated the utility of regression tree in providing a better understanding of how agro-ecological factors influence *Agriotes* adult population density. These techniques should be considered in future studies to establish a possible correlation between harmful wireworms and adult abundance which would provide sound data for its control.

Supplementary Data

Supplementary data are available at *Journal of Insect Science* online.

Acknowledgments

We thank the anonymous reviewers that provided us with valuable comments that clearly improved our manuscript. We thank Tomislav Kos, Damir Bertić, Tomislav Markovica, Josip Špoljar, Danijel Džajkić, and Vera Šrajbek for collecting the click beetles and Stephanie Ivković for graphic design help.

Funding

This investigation was supported by the Ministry of Science, Education and Sports of the Republic of Croatia for the project: ‘The spatial distribution of economically important pests with the use of GIS’ (178-1782066-2065). We are very grateful to the Croatian Science Foundation for the projects: ‘09/23 Technology transfer in sugar beet production: improvements in pest control following the principles of IPM’.

References Cited

- Bažok, R. 2006. Žičnjaci—važni štetnici ratarskih kultura. Glasilo biljne zaštite 1: 3–10.
- Bažok, R. 2007. Žičnjaci. Glasilo biljne zaštite 5: 339–344.
- Bažok, R., and J. Igrc Barčić. 2010. Pheromone applications in maize pest control. Nova Science, New York.
- Blackshaw, R. P., and H. Hicks. 2013. Distribution of adult stages of soil insect pests across an agricultural landscape. *J. Pest Sci.* 86: 53–62.
- Blackshaw, R. P., and R. S. Vernon. 2008. Spatial relationships between two *Agriotes* click-beetle species and wireworms in agricultural fields. *Agric. Forest Entomol.* 10: 1–11.
- Blackshaw, R. P., H. Hicks, and R. S. Vernon. 2009. Sex pheromone trap for predicting wireworm populations: limitations to interpretation, vol. 51, pp. 17–21. In *Integrated Protection of Field Vegetables*. IOBC/wprs Bulletin.
- Brunner, N., B. Kromp, P. Meindl, C. Pázmándi, and M. Traugott. 2005. Evaluation of different sampling techniques for wireworms (Coleoptera, Elateridae) in arable land, vol. 28, pp. 117–122. In *Insect Pathogens and Insect Parasitic Nematodes: Melolontha*. IOBC/wprs Bulletin.
- Čamprag, D. 1997. Skočibube (Elateridae). Desig studio Stanišić, Bačka Palanka i Poljoprivredni fakultet, Institut za zaštitu bilja. Dr. ‘Pavle Vukasović’, Novi Sad.
- Danon, M. 1960. Zaštita kukuruza od klisnjaka na Lonjskom Polju. *Savremena poljoprivreda* 3: 239–248.
- Ester, A., and K. van Rozen. 2005. Monitoring and control of *Agriotes lineatus* and *A. obscurus* in arable crops in the Netherlands, vol. 28, pp. 81–85. In *Insect Pathogens and Insect Parasitic Nematodes: Melolontha*. IOBC/wprs Bulletin.
- Ester, A., K. van Rozen, and F. C. Griepink. 2001. Previous research of monitoring of *Agriotes* spp. with sex pheromones, pp. 305–311. In *Proceedings of XXI IWGO Conference, 27 October–4 November 2001, Venice, Italy*.
- Furlan, L. 1996. The biology of *Agriotes ustulatus* Schaller (Col.: Elateridae). Adults and oviposition. *J. Appl. Entomol.* 120: 269–274.
- Furlan, L. 1998. The biology of *Agriotes ustulatus* Schaller (Col., Elateridae). Larval development, pupation, whole cycle description and practical implications. *J. Appl. Entomol.* 122: 71–78.
- Furlan, L. 1999. Elateridi ed altri insetti terricoli: metodi di previsione. *Il Divulgatore* 7: 17–26.
- Furlan, L. 2005. An IPM approach targeted against wireworms: What has been done and what has to be done, vol. 28, pp. 91–100. In *Insect Pathogens and Insect Parasitic Nematodes: Melolontha*. IOBC/wprs Bulletin.
- Furlan, L. 2009. Can we produce maize without soil and seed treatment insecticides? 23rd IWGO Conference & 2nd International Conference of *Diabrotica* Genetics, Book of Abstract: 49.
- Furlan, L. 2011. The importance of the identification of *Agriotes* larvae to implement IPM in arable crops, vol. 66, pp. 491–494. In R. U. Ehlers, N. Crickmore, J. Enkerli, I. Glazer, M. Kirchmair, M. Lopez-Ferber, M. Neuhauser, H. Strasser, C. Tkaczuk and M. Traugott (eds.), *Insect Pathogens and Entomopathogenic Nematodes: Biological Control in IPM Systems* IOBC/wprs Bulletin.
- Furlan, L., G. Curto, R. Ferrari, L. Boriani, G. Bourlot, and A. Turchi. 2000. Wireworm species damaging crops in Po Valley. *Informatore Fitopatologico* 5: 53–59.
- Furlan, L., M. Toth, V. Yatsynin, and I. Ujvary. 2001a. The project to implement IPM strategies against *Agriotes* species in Europe: what has been done and what is still to be done, pp. 253–262. In *Proceedings of XXI IWGO Conference, 27 October–4 November 2001, Venice, Italy*.
- Furlan, L., M. Toth, W. E. Parker, M. Ivezić, S. Pančić, M. Brmež, R. Dobrinčić, J. Igrc Barčić, F. Muresan, M. Subchew, et al. 2001b. The efficacy of the new *Agriotes* sex pheromone traps in detecting wireworm population levels in different European countries, pp. 293–304. In *Proceedings of XXI IWGO Conference, 27 October–4 November 2001, Venice, Italy*.
- Furlan, L., A. Di Bernardo, S. Maini, R. Ferrari, L. Boriani, M. Boriani, P. Nobili, G. Bourlot, A. Turchi, V. Vacante, et al. 2001c. First practical results of click beetle trapping with pheromone traps in Italy, pp. 253–262. In *Proceedings of XXI IWGO Conference, 27 October–3 November 2001, Venice, Italy*.

- Furlan, L., S. Canzi, R. Toffoletto, and A. Di Bernardo. 2007.** Effetti sul mais della concia insetticida del seme. *L'Informatore Agrario*, 5: 92–96.
- Gomboc, S., L. Milevoj, P. Bitenc, A. Bobnar, F. Celar, L. Furlan, and M. Toth. 2001.** Two years of monitoring click beetles and wireworms in Slovenia, pp. 283–292. In *Proceedings of XXI IWGO Conference, 27 October–4 November 2001, Venice, Italy*.
- Gylling Data Management. 2005.** Inc. ARM software Revision 7.2.2, September 12, 2005. Brookings, South Dakota, USA
- Honek, A., and L. Furlan. 1995.** Colour polymorphism in *Agriotes ustulatus* (Coleoptera: Elateridae): Absence of geographic and temporal variation. *Eur. J. Entomol.* 92: 437–442.
- ISO 11277. 2004.** Soil quality-Determination of particle size distribution in mineral soil material - Method by sieving and sedimentation.
- Ibbotson, A. 1958.** Wireworms and basic slag. *Plant Pathol.* 7:106–109.
- Klausnitzer, B. 1994.** Familie Elateridae, pp. 118–189. In B., Klausnitzer (eds.), *Die Larven der Käfer Mitteleuropas. Band 2, Myxophaga/Polyphaga, Teil 1.* Gustav Fischer Verlag, Jena.
- Kozina, A. 2012.** The factors for the temporal and spatial distribution of the economically important maize pests. Ph.D. dissertation. University of Zagreb, Croatia.
- Kozina, A., M. Čačija, J. Igrc Barčić, and R. Bažok. 2013.** Influence of climatic conditions on the distribution, abundance and activity of *Agriotes lineatus* L. adults in sex pheromone traps in Croatia. *Int. J. Biometeorol.* 57: 509–519.
- Landl, M., L. Furlan, and J. Glauninger. 2005.** Bait and pheromone trapping of *Agriotes* sp. in Lower Austria (first results), pp. 123–126. In *Insect Pathogens and Insect Parasitic Nematodes: Melolontha*. IOBC/wprs Bulletin, vol. 28.
- Maceljski, M. 2002.** Poljoprivredna entomologija. Zrinski, Čakovec.
- Parker, W. E. and J. J. Howard. 2001.** The biology and management of wireworms (*Agriotes* spp.) on potato with particular reference to the U.K. *Agr. Forest. Entomol.* 3: 85–98.
- Penzar, I., and B. Penzar. 2000.** Agrometeorologija. Školska knjiga, Zagreb
- R Core Team. 2012.** R: A language and environment for statistical computing. R Foundation for Statistical Computing, Vienna, Austria. ISBN 3-900051-07-0. (<http://www.R-project.org/>).
- Ripley, B. 2012.** Tree: Classification and regression trees, version 1.0, package for R. (<http://cran.r-project.org/web/packages/tree/>).
- Roebuck, A., L. Broadbent, and R.F.W. Redman. 1947.** The behaviour of adult click beetles of the genus *Agriotes* (*A. obscurus* L., *A. lineatus* L. and *A. sputator* L.). *Ann. Appl. Biol.* 34: 186–196.
- Schallhart, N., M. J. Tusch, B. Thalinger, K. Staudacher, A. J. Wallinger, and M. Traugott. 2011.** Dispersal of *Agriotes* beetles and their larvae revealed by stable isotope analysis, vol. 66, pp. 532. In R. U. Ehlers, N. Crickmore, J. Enkerli, I. Glazer, M. Kirchmair, M. Lopez-Ferber, M. Neuhauser, H. Strasser, C. Tkaczuk and M. Traugott (eds.), *Insect Pathogens and Entomopathogenic Nematodes: Biological Control in IPM Systems*. IOBC/wprs Bulletin.
- Schallhart, N., C. Wallinger, A. Juen, and M. Traugott. 2009.** Dispersal abilities of adult click beetles in arable land revealed by analysis of carbon stable isotopes. *Agr. Forest. Entomol.* 11: 333–339.
- Soil Survey Staff. 1951.** Soil survey manual. USDA Handbook 18. U. S. Govt. Printing Office, Washington, DC.
- Staudacher, K., N. Schallhart, P. Pitterl, C. Wallinger, N. Brunner, M. Landl, B. Kromp, J. Glauninger, and M. Traugott. 2013.** Occurrence of *Agriotes* wireworms in Austrian agricultural land. *J. Pest Sci.* 86: 33–39.
- Sufyan, M., D. Neuhoff, and L. Furlan. 2007.** Investigations on click beetles using pheromone traps, vol. 30(7), pp. 83–87. In *Integrated Control of Soil Insect Pests*. IOBC/wprs Bulletin.
- Sufyan, M., D. Neuhoff, and L. Furlan. 2013.** Effect of male mass trapping of *Agriotes* species on wireworm abundance and potato tuber damage. *B. Insectol.* 66: 135–142
- Štrbac, P. 1983.** Fauna, bionomija i morfološko-taksonomske karakteristike klišnjaka i trčuljaka (Col.; Elateridae; Carabeidae) u agroekološkim uslovima Slavonije i Baranje. Ph.D. dissertation. University of Osijek, Croatia.
- Tackenberg, M., C. Wolff, C. Volkmar, and M. Lübke- Al Hussein. 2011.** Biodiversity of click beetles (Elateridae) in the agriculture landscape of Saxony-Anhalt-Results of pheromone trap-monitoring, vol. 66, pp. 543–547. In R.-U. Ehlers, N. Crickmore, J. Enkerli, I. Glazer, M. Kirchmair, M. Lopez-Ferber, M. Neuhauser, H. Strasser, C. Tkaczuk and M. Traugott (eds.), *Insect Pathogens and Entomopathogenic Nematodes: Biological Control in IPM Systems*. IOBC/wprs Bulletin.
- Toepfer, S., M. M. Ellsbury, R. Eschen, and U. Kuhlmann. 2007.** Spatial clustering of *Diabrotica virgifera virgifera* and *Agriotes ustulatus* in small-scale maize fields without topographic relief drift. *Entomol. Exp. Appl.* 124: 61–75.
- Toth, Z. 1984.** Click Beetles (Elateridae) in the Soils of Central Europe—Their Distribution and Description. Part I. (Gen: *Agriotes*). *Acta Phytopathol. Acad. Sci. Hung.* 19: 13–29.
- Toth, M., Z. Imrei, I. Szarukan, R. Körörsi, and L. Furlan. 2001.** First results of click beetle trapping with pheromone traps in Hungary 1998–2000, pp. 263–267. In *Proceedings of XXI IWGO Conference, 27 October–4 November 2001, Venice, Italy*.
- Traugott, M., C. M. Benerfer, R. P. Blackshaw, W. G. van Herk, and R. S. Vernon. 2015.** Biology, Ecology, and Control of Elaterid Beetles in Agricultural Land. *Annu. Rev. Entomol.* 60: 313–334.
- Vernon, R. S., W. Van Herk, and J. Tolman. 2005.** European wireworms (*Agriotes* spp.) in North America: Distribution, damage, monitoring, and alternative integrated pest management strategies, vol. 28, pp. 73–79. In *Insect Pathogens and Insect Parasitic Nematodes: Melolontha*. IOBC/wprs Bulletin.
- Zar, J. 2010.** Biostatistical analysis, 5th edn, Pearson PLC, London.

Received 10 January 2015; accepted 22 June 2014.