RVC OPEN ACCESS REPOSITORY – COPYRIGHT NOTICE

This is the peer-reviewed, manuscript version of the following article:

Dippenaar, A, Parsons, S D C, Sampson, S L, van der Merwe, R G, Drewe, J A, Abdallah, A M, Siame, K K, van Pittius, N C G, van Helden, P D, Pain, A and Warren, R M (2015) Whole genome sequence analysis of Mycobacterium suricattae. TUBERCULOSIS, 95 (6). pp. 682-688.

The final version is available online via http://doi.org/10.1016/j.tube.2015.10.001.

© 2016. This manuscript version is made available under the CC-BY-NC-ND 4.0 license http://creativecommons.org/licenses/by-nc-nd/4.0/.

The full details of the published version of the article are as follows:

TITLE: Whole genome sequence analysis of Mycobacterium suricattae

AUTHORS: Dippenaar, A, Parsons, S D C, Sampson, S L, van der Merwe, R G, Drewe, J A, Abdallah, A M, Siame, K K, van Pittius, N C G, van Helden, P D, Pain, A and Warren, R M

JOURNAL TITLE: Tuberculosis

PUBLISHER: Elsevier

PUBLICATION DATE: December 2017

DOI: 10.1016/j.tube.2015.10.001

Royal Veterinary College
University of London

ACCEPTED MANUSCRIPT

Title: Whole genome sequence analysis of *Mycobacterium suricattae*

Authors:

Anzaan Dippenaar[a*], Sven David Charles Parsons[a*], Samantha Leigh Sampson[a], Ruben Gerhard van der Merwe[a], Julian Ashley Drewe[b], Abdallah Musa Abdallah[c], Kabengele Keith Siame[a], Nicolaas Claudius Gey van Pittius[a], Paul David van Helden[a], Arnab Pain[c$], Robin Mark Warren[a#$]

Affiliations:

[a]DST-NRF Centre of Excellence for Biomedical Tuberculosis Research/SAMRC Centre for Tuberculosis Research, Division of Molecular Biology and Human Genetics, Faculty of Medicine and Health Sciences, Stellenbosch University, Tygerberg, South Africa; [b]Royal Veterinary College, London, UK; [c]Pathogen Genomics Laboratory, BESE Division, King Abdullah University of Science and Technology, Thuwal, Saudi Arabia.

[*]Authors contributed equally

[$]Authors contributed equally

Author email addresses:

Anzaan Dippenaar	adippenaar@sun.acza
Sven David Charles Parsons	sparsons@sun.ac.za
Samantha Leigh Sampson	ssampson@sun.ac.za
Ruben Gerhard van der Merwe	rvdm@sun.ac.za
Julian Ashley Drewe	jdrewe@rvc.ac.uk
Abdallah Musa Abdallah	abdallah.abdallah@kaust.edu.sa
Kabengele Keith Siame	kksiame@sun.ac.za
Nicolaas Claudius Gey van Pittius	ngvp@sun.ac.za
Paul David van Helden	pvh@sun.ac.za
Arnab Pain	arnab.pain@kaust.edu.sa
Robin Mark Warren	rw1@sun.ac.za

[#]Corresponding author: Robin Mark Warren.

SAMRC Centre for TB Research

DST-NRF Centre of Excellence for Biomedical Tuberculosis Research

Division of Molecular Biology and Human Genetics

Faculty of Medicine and Health Sciences

Stellenbosch University

ACCEPTED MANUSCRIPT

E-mail: rw1@sun.ac.za; Tel. no.: +27219389073; Fax no.: +27219389863

Abstract word count: 141

Text word count: 3243

ACCEPTED MANUSCRIPT

ACCEPTED MANUSCRIPT

Summary:

Tuberculosis occurs in various mammalian hosts and is caused by a range of different lineages of the *Mycobacterium tuberculosis* complex (MTBC). A recently described member, *M. suricattae*, causes tuberculosis in meerkats (*Suricata suricatta*) in Southern Africa and preliminary genetic analysis showed this organism to be closely related to an MTBC pathogen of rock hyraxes (*Procavia capensis)*, the dassie bacillus. Here we make use of whole genome sequencing to describe the evolution of the genome of *M. suricattae*, including known and novel regions of difference, SNPs and IS*6110* insertion sites. We used genome wide phylogenetic analysis to show that *M. suricattae* clusters with the chimpanzee bacillus, previously isolated from a chimpanzee (*Pan troglodytes*) in West Africa. We propose an evolutionary scenario for the *M. africanum* lineage 6 complex, showing the evolutionary relationship of *M. africanum* and chimpanzee bacillus, and the closely related members *M. suricattae,* dassie bacillus and *M. mungi*.

Key words: Meerkat; *Mycobacterium suricattae*; tuberculosis, High-Throughput Nucleotide Sequencing

ACCEPTED MANUSCRIPT

ACCEPTED MANUSCRIPT

1. BACKGROUND

The *Mycobacterium tuberculosis* complex (MTBC) comprises genotypically and phenotypically distinct lineages which have evolved through clonal expansion from a common progenitor [1]. Much of this evolution has occurred through genomic loss and such genetic regions of difference (RDs) can be used to distinguish between these lineages [2]. *M. tuberculosis sensu stricto* (lineages 1 to 4) is exquisitely adapted to the human host and despite infecting one third of the world's human population it has not been known to become permanently established in free-living animals [3,4]. In contrast, a distinct MTBC clade, characterized by the loss of RD9, is unique in having given rise to lineages associated with both humans (*M. africanum* lineage 5 and 6) and a wide variety of animal hosts [2]. A group of strains which display remarkable phenotypic variation are those related to lineage 6, i.e. *M. africanum* West African 2 (WA2), a lineage which circulates within human populations with apparent attenuated virulence [5]. Animal-associated strains related to WA2, based on the loss of RD7, RD8, RD9 and RD10, include the chimpanzee bacillus [1], the dassie bacillus [6], *M. mungi* [7], and *M. suricattae* [8], which have been isolated from a chimpanzee (*Pan troglodytes*), rock hyraxes (dassies, *Procavia capensis*), banded mongooses (*Mungos mungo*), and meerkats (*Suricata suricatta*), respectively. However, to date, the evolutionary relationship between these strains, and the genetic basis for their apparent host tropism, has not been conclusively resolved [1,2]. Here we provide analysis of the whole genome sequence of *M. suricattae*, confirm its genetic relationship to *M. africanum* and the chimpanzee bacillus and identify genetic features which may underlie host specificity.

ACCEPTED MANUSCRIPT

ACCEPTED MANUSCRIPT

2. MATERIAL AND METHODS

2.1. Whole genome sequencing (WGS)

DNA was obtained from *M. suricattae* cultures as previously described [8] and DNA from one isolate was subjected to whole genome sequencing. The Illumina HiSeq2000 (Illumina, California, USA) platform was used for WGS with 3 different libraries, namely PCR-free paired-end, normal paired-end, and mate-pair. The DNA libraries were sequenced on the Illumina HiSeq platform for Next-Generation sequencing (NGS) according to the manufacturer's specifications. One library was sequenced on the Illumina MiSeq platform. The whole genome sequencing approach is described in detail in Supplemental Data 1. Sequence data has been deposited at the European Nucleotide Archive (ENA, http://www.ebi.ac.uk/ena/data/view/PRJEB9954), which is hosted by the EBI, under accession number: **PRJEB9954**.

2.2. WGS data analyses

The raw sequencing data generated for the purpose of this study and 32 selected mycobacterial genomes published previously or available in public databases (Supplemental Data 1, Table S1) were analysed with widely used open source software. A pipeline was created to analyse routinely generated Illumina WGS data in order to identify genomic variation with high confidence. Briefly, low quality bases and reads were removed before aligning the reads to the *M. tuberculosis* H37Rv (GenBank NC000962.3) reference genome with three different alignment tools, namely Novoalign (Novocraft), Burrows-Wheeler Aligner (BWA) [9], and SMALT [10]. The Genome Analysis Tool Kit (GATK) was used to detect single nucleotide polymorphisms (SNPs) and small insertions and deletions (indels) [11]. Variants identified in all three of the alignments were annotated and used in subsequent analysis. The BEDTools software package was used to identify regions with zero depth of coverage; these regions were considered to be potential genomic deletions in the strain of interest, and are referred to as regions of difference (RDs) [12]. Data analysis is described in Supplemental Data 1.

2.3. PCR confirmation of genomic deletions

PCR reactions were done using the HotStar-Taq system (Qiagen, Venlo, Limburg, Netherlands) in 25 µl reaction volumes. The PCR master-mix consisted of 1x Q-solution, 1x reaction buffer, 2 mM $MgCl_2$, 200 µM of each deoxyribonucleotide triphospate (dNTP), 50 µM forward primer, 50 µM internal reverse primer, 50 µM reverse primer, 1.25 U Hotstar Taq polymerase, 1 µl of the DNA template (50 ng/µl). Reactions were made up to a total volume of 25 µl with nuclease free H_2O. PCR reactions were carried out in a thermal cycler (GeneAmp PCR System 2400, Applied Biosystems, Foster City, CA, USA) under the following thermo-cycling conditions: an initial

ACCEPTED MANUSCRIPT

denaturing step at 95ºC for 15 minutes, followed by 35 cycles of: (a) a denaturing step at 94ºC for 1 minute, (b) an annealing step at the melting temperature of the primers included in the specific reaction for 1 minute, (c) an extension step at 72ºC for 1 minute (depending on the expected size of the PCR products, allowing 1 minute per 1000 bp), and a final extension step at 72ºC for 15 minutes. All PCR experiments included a negative control containing no DNA template and a positive control (*M. tuberculosis* H37Rv genomic DNA). Primer sequences used to confirm newly identified genomic deletions are included in Supplemental Data 1, Table S2.

2.4. Phylogenomic analysis

Concatenated sequences containing high-confidence variable sites (coding and non-coding SNPs) with respect to the *M. tuberculosis* H37Rv reference genome, were written to a multi-fasta file (one entry for each isolate included) and were used as input in Modelgenerator to determine the optimal substitution model that fits the data structure [13,14]. The general time reversal (GTR) model scored the lowest in the hierarchical likelihood ratio test; Bayesian information criterion (BIC), and thus described the substitution pattern occurring in the dataset most accurately. The GTR model of substitution was subsequently applied to construct a maximum likelihood phylogeny of the isolates included in this analysis with MEGA6 and Randomized Axelerated Maximum Likelihood (RaxML) with 1000 bootstrap pseudo-replicates [15–17]. Positions containing gaps or missing data were not considered for the analysis. The phylogenetic trees produced by the different algorithms were compared to determine congruence in tree topology [18].

2.5. *De novo* assembly

The draft genome of *M. suricattae* was generated by using the 100 bp paired-end, 35 – 151 bp mate-pair and 35 – 251 bp PCR-free Illumina HiSeq 2000 reads assembled with the *de novo* assembly software package for short reads, Velvet, version 1.2.07 [19]. A script published by the Victorian Bioinformatics Consortium (velvetk.pl) was used to determine the optimal kmer length to be used. Velvet was compiled to include higher maximum kmer lengths than the standard of 31. Velvet was run with recommended parameters according to the documentation and a kmer length of 97 was used. The resulting assembly was used as input in Platanus [20] to close the gaps between the contigs making use of the above mentioned sequencing reads as well as 35 – 251 bp paired-end reads generated on the Illumina MiSeq platform. The final assembly was assessed and corrected with REAPR [21]. The *M. tuberculosis* H37Rv genome annotation was transferred to the final assembly using RATT [22].

2.6. Genome comparison

ACCEPTED MANUSCRIPT

Alignment of the *M. suricattae* draft genome and two *Mycobacterium spp.* reference genomes (*M. tuberculosis* H37Rv, *M. africanum* lineage 6 GM041182, accession number: GCA_000253355.1) was done using progressiveMauve to observe large regions of difference [23]. Variants identified with respect to *M. tuberculosis* H37Rv in the *Mycobacterium* isolates included in this study were compared in an attempt to identify unique variant profiles of different species. Gene ontology (GO) annotation and GO enrichment was done with GOEAST on unique non-synonymous SNPs for *M. suricattae* and chimpanzee bacillus and a comparison of enriched GO terms of unique non-synonymous variants in *M. suricattae* and chimpanzee bacillus was done with Multi-GOEAST [24].

ACCEPTED MANUSCRIPT

ACCEPTED MANUSCRIPT

3. RESULTS

3.1. SNPs

It has previously been shown that *M. suricattae* harbours several genetic markers which are shared with the dassie bacillus [6,8]. These markers were confirmed by the WGS data analysed in our study and includes a single nucleotide deletion (SND) in *Rv0911* (*Rv0911*^{389}), a SNP in *Rv1510* (G1129A), and a SNP in 16S rDNA (T214G). Phylogenomic SNP analysis showed *M. suricattae* to harbour 718 unique SNPs with respect to *M. tuberculosis* H37Rv, of which 421 are non-synonymous SNPs encompassing 383 protein-coding genes. These SNPs were not identified in any of the other strains included in the analysis. Upon examination of the closely related chimpanzee bacillus (as indicated by the phylogenetic analysis – see Figure 1), 930 SNPs were shown to be unique to the latter member, of which 528 are non-synonymous SNPs. The functional distribution of genes containing unique non-synonymous SNPs in *M. suricattae* and the chimpanzee bacillus is highly similar (Supplemental Data 1, Figure S1.a and S1.b, respectively, unique SNPs are listed in Supplemental Data 2).

We made use of gene ontology (GO) annotation and enrichment as a rational framework to determine whether any GO terms were differentially represented in the genes containing unique SNPs. GO enrichment was present in the molecular function ontology domain, thus describing fundamental activities of gene products on a molecular level. Comparison of the GO enrichment of *M. suricattae* and chimpanzee bacillus revealed that the unique variants identified in *M. suricattae* and chimpanzee bacillus are similarly enriched, which is suggestive of unidirectional evolution, each having independently obtained unique variants in the same four genes (*Rv1661*, *Rv1664*, *Rv2048c*, *Rv3825c*). According to the clusters of orthologous groups (COG) method, these genes are grouped in COG332, which includes polyketide synthase modules and related proteins [25]. Additionally, unique variants identified in *M. suricattae* showed additional unique enrichment in four GO-terms including cofactor binding (GO: 0048037), kinase activity (GO: 0016301), phosphotransferase activity (GO: 0016773), and protein kinase activity (GO: 0004672) (Supplemental Data 1, Figure S2).

3.2. Insertions/deletion (Indels)

Indel analysis showed that *M. suricattae* has 44 unique indels, of which 37 are in coding regions. These indels were not identified in any of the other strains included in the analysis. The chimpanzee bacillus had 4 indels that were unique to this strain, of which 3 are in coding regions (strain specific indels are listed in Supplemental Data 2).

ACCEPTED MANUSCRIPT

3.3. Regions of difference (RD)

Putative deletions identified in *M. suricattae* and other strains included in this study, which were identified by BEDTools as genomic regions where no sequencing reads mapped (zero depth of coverage), were visually inspected and compared. This comparison allowed for the identification of phylogenetically informative RDs. The genomic regions of difference identified to be absent in the genome of *M. suricattae* are summarised in Table 1. We confirmed 9 previously reported deletions, and identified a further 6 novel deletions, ranging in size from 93 – 17 210 bp.

Our results show that RD900 is intact in *M. suricattae*, in contrast to the chimpanzee bacillus, where this region is deleted. The deletion of the direct repeat (DR) region was confirmed, as previously described [8] and shown to encompass the chromosomal regions coding the genes *Rv2806* to *Rv2819c* which have been replaced by a single copy of the insertion element IS*6110*.

3.4. Phylogeny

In order to gain insight into the evolutionary origins of *M. suricattae*, an SNP based phylogenetic analysis was conducted. The analysis was done using 24,948 variable positions, including coding and non-coding SNPs with respect to the *M. tuberculosis* H37Rv reference genome. Major branches in the phylogenetic trees produced by MEGA6 and RaxML were congruent in topology according to the Topology Congruent calculator [18]. Phylogenetic reconstruction using previously published isolates belonging to the MTBC together with the paired-end WGS data generated for *M. suricattae* confirm that the organism is a novel addition to the complex, specifically clustering with the recently identified chimpanzee bacillus (Figure 1). *M. suricattae* and the chimpanzee bacillus clustered with strains from Lineage 6 (*M. africanum*), consistent with what was found previously [1].

3.5. *De novo* assembly

The final assembly has a sequence length of 4,257,289 bases, containing 25 gaps. It was estimated that the final sequence shows 90.24% error-free bases [21]. Of the total of 163 *pe/ppe* gene annotations in *M. tuberculosis* H37Rv, 132 were transferred to the assembled *M. suricattae* genome with RATT [22], 13 were shown to be part of novel genomic deletions identified in the *M. suricattae* genome. Eighteen of the genes in this category, showed below average depth of coverage in the alignments (paired-end aligned to *M. tuberculosis* H37Rv) and the annotations were not transferred from *M. tuberculosis* H37Rv to the *M. suricattae* genome, most likely because of the repetitive nature of these genes. The *de novo* assembly of the *M. suricattae* genome was searched for 100 bp regions from the beginning and the end of the IS*6110* insertion element in the forward

ACCEPTED MANUSCRIPT

and reverse orientation, and 21 copies of this element could be identified, which is consistent with the IS*6110* RFLP results previously reported [8]. IS*6110* insertion points were determined by combined inspection of the *de novo* assembled *M. suricattae* genome and alignment of *M. suricattae* sequencing reads to the reference genome, *M. tuberculosis* H37Rv. The insertion points relative to *M. tuberculosis* H37Rv are summarised in Supplemental Data 1, Table S3. From the *de novo* assembly, it was established that nine copies of IS*6110* were inserted in non-coding regions and were not thought to be in sufficiently close proximity to transcriptional start sites to influence gene regulation. Of the novel and previously identified regions of difference reported to be absent in the *M. suricattae* genome, four (RD-sur^{Rv1799}, RD-sur^{ppe34}, RD5^{sur}, RD-sur^{DR}) were predicted to be IS*6110*-mediated and one possible IS*6110*-mediated insertion similar to I-RD09 was identified [26–28]. Eight coding regions were shown to be disrupted by IS*6110*, and of the total number of identified IS*6110* insertion points, four were previously identified as preferential integration regions for IS*6110* in *M. tuberculosis* [29,30].

ACCEPTED MANUSCRIPT

ACCEPTED MANUSCRIPT

4. DISCUSSION

Previous studies have shown that *M. suricattae*, *M. mungi* and the dassie bacillus share deletions of genomic regions of difference (RDs) and SNPs suggesting that these strains share a recent common ancestor [7,8]. However, the phylogenetic relationships between these strains and other members of the MTBC have, to date, been imprecisely elucidated. A study using 90 SNPs as phylogenetic markers showed 2 strains of the dassie bacillus to cluster with 1 of 8 *M. africanum* strains, although the other *M. africanum* strains clustered more closely with *M. bovis*, *M. microti* and *M. pinnipedii*. However, in this study, the SNPs identified as common to *M. africanum* and the dassie bacillus were not reported [31]. As such, to date, our only knowledge of genetic markers common to *M. mungi* and *M. suricattae* has been limited to a SNP in *Rv1510* (G1129A) [1,2,8]. This SNP has been confirmed in the present study to be present in the chimpanzee bacillus.

The present study shows the phylogenetic relationships of members of the MTBC and, in particular, the close evolutionary relationship between the chimpanzee bacillus and other strains endemic to Africa which infect animal hosts. The tree topology supports the hypothesis that the common ancestor of the chimpanzee bacillus, *M. mungi*, dassie bacillus and *M. suricattae*, represents a strain which was already an animal-adapted pathogen in West Africa and is not of human origin [1]. Although there is some overlap in the distribution of chimpanzee, dassies, meerkats and banded mongooses in Africa, these animals differ greatly in their diet, habitat or living quarters that they occupy and roaming habits. For example, although burrow-dwelling meerkats and rock-dwelling dassies are found in overlapping habitats within the Kalahari Desert in South Africa, each species favours different terrains within this habitat. It is notable that all these species are social mammals and we cannot exclude the possibility of an as yet unidentified host harbouring the common progenitor, which interacts (or interacted) with chimpanzee, dassies, meerkats and other species of mongoose.

The chimpanzee bacillus is shown to be genetically distinct from *M. suricattae* in displaying an intact RD1 locus and DR region and having a deletion of RD900. The RD1 locus or variations thereof, which has been implicated in the virulence of MTBC strains [32], has been deleted independently in *M. microti*, *M. bovis* BCG, and a progenitor of *M. mungi*, dassie bacillus and *M. suricattae*, but not in human- or primate-adapted members of the MTBC [6,33]. In addition to the relative genetic stability displayed by *M. tuberculosis sensu stricto* and *M. africanum* strains infecting humans, this locus has remained intact in these lineages. It is rare for members lacking RD1 to cause disease in immune-competent humans and only infection with *M. microti* has been reported [34]. However, the immune status of the patients was not fully evaluated. This suggests

ACCEPTED MANUSCRIPT

that the deletion of the RD1 region has a detrimental effect on bacterial virulence in humans, but does not prevent disease from occurring in-, and spreading among the specific animal hosts [6,32]. Furthermore, it has been shown that early granuloma formation in humans is dependent on the early secreted antigenic target 6 kDa (ESAT-6) virulence factor, secreted by the type VII secretion system, ESX-1, which is encoded for in the RD1 region [35]. It is notable, therefore, that while the MTBC strain isolated from a chimpanzee shares numerous genetic features with *M. suricattae*, the RD1 locus is intact in this strain suggesting that it might be particularly important as a virulence factor in immune-competent primates, including humans.

The presence of RD900 in the *M. suricattae* genome confirms the close phylogenetic relationship of this strain to *M. africanum*. The genetic region surrounding this locus includes a number of homologous genes encoding protein kinases and displays significant variation among mycobacterial species. Of note, and potentially as a result of genetic recombination, RD900 has been independently deleted in three MTBC lineages including “modern” *M. tuberculosis*, *M. bovis* and the chimpanzee bacillus [5].

The deletion of the DR region from the *M. suricattae* genome and its replacement with an IS*6110* element highlights the role of this transposon in the evolution of the MTBC. Our results support previous speculation regarding the mechanism of this event [8], namely that it was mediated by homologous recombination between IS*6110* elements. Furthermore, whole genome sequence analysis confirmed the presence of 21 copies of IS*6110* in the *M. suricattae* genome, indicating further possible targets for IS*6110*-mediated genomic rearrangements. Of note, we have identified the possible IS*6110*-mediated deletion of *Rv1799 – Rv1812c*; this is very similar to RDoryx_1, an IS*6110*-mediated deletion specific to the *M. orygis* that overlaps the RvD2 genomic region [36,37]. *De novo* assembly also indicated the presence of an IS*6110*-mediated insertion similar to I-RD09, where *ppe70* (Mb3184 in CDC1551) and one copy of IS*6110* is inserted between *ppe53* and *ppe54* [26–28]. Furthermore, *de novo* assembly revealed the IS*6110* mediated partial deletion of *ppe34* (*Rv1917c*), including the Src Homology 3-interacting domain that has been shown to drive type 2 T helper immune response in humans infected with *M. tuberculosis* [38].

The genomic characteristics of this strain indicate that it belongs to the MTBC clade that causes disease in animals. However, the lack of WGS data for *Mycobacterium* species closely related to *M. suricattae*, such as dassie bacillus and *M. mungi* could affect the resolution of the tree shown in Figure 1. This phylogenetic analysis considered genome wide coding and non-coding SNPs but did not take indels or regions of difference into consideration, which accounts for a large proportion of

ACCEPTED MANUSCRIPT

genomic variation. When it is considered that genomic material in mycobacteria is more readily lost than it is gained, RDs can provide an accurate prediction of the evolution of a group of strains. We have updated the evolutionary scenario proposed by Alexander *et al*. (2010) to show the evolutionary position of *M. suricattae* within the MTBC (Figure 2) [7]. This figure illustrates that the ancestral member, *M. africanum*, evolved to give rise to a number of members that have been shown to cause disease in different animal hosts. The topology of the proposed phylogeny is largely congruent with what was obtained with SNPs but includes species for which WGS data are not currently available.

Furthermore, the average dN/dS values were less than 1 for the isolates analysed here, consistent with previous studies suggesting that the MTBC is under purifying selection [39]. We have shown that even though *Mycobacterium* species within a specific clade (*M. africanum* lineage 6 complex) share a degree of similarity in their genetic make-up, each species exhibit distinct SNP, indel, and RD profiles. The evolution of these pathogens to become host-specific is clearly a complex multi-dimensional process. Certain functional categories (cell wall and cell processes, intermediary metabolism and respiration, lipid metabolism) were overrepresented when SNPs unique to *M. suricattae* were considered, which may contribute to host-specific or species-specific virulence traits. However, predicting the impact of SNPs and indels (whether intergenic, synonymous, non-synonymous or deleterious) is challenging and typically calls for extensive functional validation. We have therefore been conservative in our interpretation of the functional effects of SNPs and indels and their role in host specificity. Whether any of the non-synonymous SNPs, indels or RDs identified in this study truly affect virulence, transmissibility and host specificity, remains to be determined.

Further studies characterising the diversity of MTBC strains will shed light on the origins of tuberculosis and the evolution of novel strains through inter-species transmission. Such studies, identifying and characterising tuberculosis-causing mycobacteria in an array of known or novel host species are essential for our understanding of the evolution of the MTBC, and could ultimately shed light on host-specific virulence factors.

Funding:

This paper has relied on records of individual identities and/or life histories maintained by the Kalahari Meerkat Project, which has been supported by the European Research Council (Research Grant No 294494 to T.H. Clutton-Brock since 1/7/2012) and the University of Zurich.

ACCEPTED MANUSCRIPT

This work was supported by the South African National Research Foundation (NRF), South African Medical Research Council (MRC), Harry Crossley Foundation, Claude Leon Foundation, the Department of Biomedical Sciences, Stellenbosch University and King Abdullah University of Science and Technology (KAUST). S.L. Sampson is funded by the South African Research Chairs Initiative of the Department of Science and Technology and National Research Foundation (NRF) of South Africa, award number UID 86539. Any opinion, finding and conclusion or recommendation expressed in this material is that of the author(s) and the NRF does not accept any liability in this regard.

Competing interests:

The authors declare no conflict of interest.

ACCEPTED MANUSCRIPT

ACCEPTED MANUSCRIPT

References:

[1] Coscolla M, Lewin A, Metzger S, Maetz-Rennsing K, Calvignac-Spencer S, Nitsche A, *et al*. Novel *Mycobacterium tuberculosis* complex isolate from a wild chimpanzee. Emerging Infect Dis 2013;19:969–76. doi:10.3201/eid1906.121012.

[2] Huard RC, Fabre M, de Haas P, Lazzarini LCO, van Soolingen D, Cousins D, *et al.* Novel genetic polymorphisms that further delineate the phylogeny of the *Mycobacterium tuberculosis complex*. J Bacteriol 2006;188:4271–87. doi:10.1128/JB.01783-05.

[3] Dye C, Scheele S, Dolin P, Pathania V, Raviglione MC. Consensus statement. Global burden of tuberculosis: estimated incidence, prevalence, and mortality by country. WHO Global Surveillance and Monitoring Project. JAMA 1999;282:677–86.

[4] Comas I, Coscolla M, Luo T, Borrell S, Holt KE, Kato-Maeda M, *et al.* Out-of-Africa migration and Neolithic coexpansion of *Mycobacterium tuberculosis* with modern humans. Nat Genet 2013;45:1176–82. doi:10.1038/ng.2744.

[5] Bentley SD, Comas I, Bryant JM, Walker D, Smith NH, Harris SR, *et al*. The Genome of *Mycobacterium africanum* West African 2 Reveals a Lineage-Specific Locus and Genome Erosion Common to the *M. tuberculosis* Complex. PLoS Negl Trop Dis 2012;6:e1552. doi:10.1371/journal.pntd.0001552.

[6] Mostowy S, Cousins D, Behr MA. Genomic interrogation of the dassie bacillus reveals it as a unique RD1 mutant within the *Mycobacterium tuberculosis* complex. J Bacteriol 2004;186:104–9.

[7] Alexander KA, Laver PN, Michel AL, Williams M, van Helden PD, Warren RM, *et al.* Novel *Mycobacterium tuberculosis* complex pathogen, *M. mungi*. Emerging Infect Dis 2010;16:1296–9. doi:10.3201/eid1608.100314.

[8] Parsons SDC, Drewe JA, Warren R, Gey Van Pittius NC, Van Helden PD. A novel pathogen, *Mycobacterium suricattae*, is the cause of tuberculosis in meerkats (Suricata suricatta,) in South Africa. Emerging Infect Dis 2013.

[9] Li H, Durbin R. Fast and accurate short read alignment with Burrows-Wheeler transform. Bioinformatics 2009;25:1754–60. doi:10.1093/bioinformatics/btp324.

[10] Ponstingl H, Ning Z. SMALT - A new mapper for DNA sequencing reads. F1000Posters 2010;1.

[11] McKenna A, Hanna M, Banks E, Sivachenko A, Cibulskis K, Kernytsky A, *et al*. The Genome Analysis Toolkit: a MapReduce framework for analyzing next-generation DNA sequencing data. Genome Res 2010;20:1297–303. doi:10.1101/gr.107524.110.

[12] Quinlan AR, Hall IM. BEDTools: a flexible suite of utilities for comparing genomic features. Bioinformatics 2010;26:841–2. doi:10.1093/bioinformatics/btq033.

ACCEPTED MANUSCRIPT

[13] Felsenstein J. PHYLIP - Phylogeny Inference Package (Version 3.2). Cladistics 1989;5:164–6.

[14] Keane TM, Creevey CJ, Pentony MM, Naughton TJ, Mclnerney JO. Assessment of methods for amino acid matrix selection and their use on empirical data shows that ad hoc assumptions for choice of matrix are not justified. BMC Evolutionary Biology 2006;6:29. doi:10.1186/1471-2148-6-29.

[15] Stamatakis A. RAxML-VI-HPC: maximum likelihood-based phylogenetic analyses with thousands of taxa and mixed models. Bioinformatics 2006;22:2688–90. doi:10.1093/bioinformatics/btl446.

[16] Stamatakis A. RAxML Version 8: A tool for Phylogenetic Analysis and Post-Analysis of Large Phylogenies. Bioinformatics 2014:btu033. doi:10.1093/bioinformatics/btu033.

[17] Tamura K, Stecher G, Peterson D, Filipski A, Kumar S. MEGA6: Molecular Evolutionary Genetics Analysis version 6.0. Mol Biol Evol 2013:mst197. doi:10.1093/molbev/mst197.

[18] Maddison WP, Maddison DR. Mesquite: a modular system for evolutionary analysis. 2015.

[19] Zerbino DR, Birney E. Velvet: algorithms for *de novo* short read assembly using de Bruijn graphs. Genome Res 2008;18:821–9. doi:10.1101/gr.074492.107.

[20] Nikaido M, Noguchi H, Nishihara H, Toyoda A, Suzuki Y, Kajitani R, *et al*. Coelacanth genomes reveal signatures for evolutionary transition from water to land. Genome Res 2013;23:1740–8. doi:10.1101/gr.158105.113.

[21] Hunt M, Kikuchi T, Sanders M, Newbold C, Berriman M, Otto TD. REAPR: a universal tool for genome assembly evaluation. Genome Biology 2013;14:R47. doi:10.1186/gb-2013-14-5-r47.

[22] Otto TD, Dillon GP, Degrave WS, Berriman M. RATT: Rapid Annotation Transfer Tool. Nucl Acids Res 2011:gkq1268. doi:10.1093/nar/gkq1268.

[23] Darling AE, Mau B, Perna NT. progressiveMauve: Multiple Genome Alignment with Gene Gain, Loss and Rearrangement. PLoS ONE 2010;5:e11147. doi:10.1371/journal.pone.0011147.

[24] Zheng Q, Wang X-J. GOEAST: a web-based software toolkit for Gene Ontology enrichment analysis. Nucl Acids Res 2008;36:W358–63. doi:10.1093/nar/gkn276.

[25] Tatusov RL, Fedorova ND, Jackson JD, Jacobs AR, Kiryutin B, Koonin EV, *et al*. The COG database: an updated version includes eukaryotes. BMC Bioinformatics 2003;4:41. doi:10.1186/1471-2105-4-41.

[26] Brosch R, Gordon SV, Garnier T, Eiglmeier K, Frigui W, Valenti P, *et al*. Genome plasticity of BCG and impact on vaccine efficacy. PNAS 2007;104:5596–601. doi:10.1073/pnas.0700869104.

ACCEPTED MANUSCRIPT

[27] Garnier T, Eiglmeier K, Camus J-C, Medina N, Mansoor H, Pryor M, *et al.* The complete genome sequence of *Mycobacterium bovis*. Proc Natl Acad Sci USA 2003;100:7877–82. doi:10.1073/pnas.1130426100.

[28] Gey van Pittius NC, Sampson SL, Lee H, Kim Y, van Helden PD, Warren RM. Evolution and expansion of the *Mycobacterium tuberculosis* PE and PPE multigene families and their association with the duplication of the ESAT-6 (esx) gene cluster regions. BMC Evol Biol 2006;6:95. doi:10.1186/1471-2148-6-95.

[29] Fang Z, Forbes KJ. A *Mycobacterium tuberculosis* IS*6110* preferential locus (ipl) for insertion into the genome. J Clin Microbiol 1997;35:479–81.

[30] Sampson SL, Warren RM, Richardson M, van der Spuy GD, van Helden PD. Disruption of coding regions by IS*6110* insertion in *Mycobacterium tuberculosis*. Tuber Lung Dis 1999;79:349–59. doi:10.1054/tuld.1999.0218.

[31] Gutacker MM, Smoot JC, Migliaccio CAL, Ricklefs SM, Hua S, Cousins DV, *et al.* Genome-wide analysis of synonymous single nucleotide polymorphisms in *Mycobacterium tuberculosis* complex organisms: resolution of genetic relationships among closely related microbial strains. Genetics 2002;162:1533–43.

[32] Lewis KN, Liao R, Guinn KM, Hickey MJ, Smith S, Behr MA, *et al*. Deletion of RD1 from *Mycobacterium tuberculosis* mimics bacille Calmette-Guérin attenuation. J Infect Dis 2003;187:117–23. doi:10.1086/345862.

[33] Brodin P, Eiglmeier K, Marmiesse M, Billault A, Garnier T, Niemann S, *et al*. Bacterial Artificial Chromosome-Based Comparative Genomic Analysis Identifies *Mycobacterium microti* as a Natural ESAT-6 Deletion Mutant. Infect Immun 2002;70:5568–78. doi:10.1128/IAI.70.10.5568-5578.2002.

[34] Emmanuel FX, Seagar A-L, Doig C, Rayner A, Claxton P, Laurenson I. Human and Animal Infections with *Mycobacterium microti*, Scotland. Emerging Infectious Diseases 2007;13:1924–7. doi:10.3201/eid1312.061536.

[35] Parasa VR, Rahman MJ, Ngyuen Hoang AT, Svensson M, Brighenti S, Lerm M. Modeling *Mycobacterium tuberculosis* early granuloma formation in experimental human lung tissue. Dis Model Mech 2014;7:281–8. doi:10.1242/dmm.013854.

[36] Mostowy S, Inwald J, Gordon S, Martin C, Warren R, Kremer K, *et al*. Revisiting the evolution of *Mycobacterium bovis*. J Bacteriol 2005;187:6386–95. doi:10.1128/JB.187.18.6386-6395.2005.

[37] Brosch R, Gordon SV, Marmiesse M, Brodin P, Buchrieser C, Eiglmeier K, *et al*. A new evolutionary scenario for the *Mycobacterium tuberculosis* complex. Proc Natl Acad Sci USA 2002;99:3684–9. doi:10.1073/pnas.052548299.

ACCEPTED MANUSCRIPT

[38] Bansal K, Sinha AY, Ghorpade DS, Togarsimalemath SK, Patil SA, Kaveri SV, *et al*. Src Homology 3-interacting Domain of Rv1917c of *Mycobacterium tuberculosis* Induces Selective Maturation of Human Dendritic Cells by Regulating PI3K-MAPK-NF-κB Signaling and Drives Th2 Immune Responses. J Biol Chem 2010;285:36511–22. doi:10.1074/jbc.M110.158055.

[39] Hershberg R, Lipatov M, Small PM, Sheffer H, Niemann S, Homolka S, *et al*. High Functional Diversity in *Mycobacterium tuberculosis* Driven by Genetic Drift and Human Demography. PLoS Biol 2008;6:e311. doi:10.1371/journal.pbio.0060311.

[40] Gordon SV, Brosch R, Billault A, Garnier T, Eiglmeier K, Cole ST. Identification of variable regions in the genomes of tubercle bacilli using bacterial artificial chromosome arrays. Mol Microbiol 1999;32:643–55.

[41] Nei M, Kumar S. Molecular Evolution and Phylogenetics. 1st edition. Oxford University Press, USA; 2000.

ACCEPTED MANUSCRIPT

ACCEPTED MANUSCRIPT

Table 1. New and known regions of difference which are absent in the genome of *M. suricattae*.

Region of difference	Start position	End position	Length (bp)	Genes affected	Reference
RD10	264752	266658	1907	*Rv0221 – Rv0233c*	[40]
RD3	1779276	1788525	9250	*Rv1573 – Rv1586c*	[40]
RD-sur^{Rv1799}	2038671	2055881	17210	*Rv1799 – Rv1813c*, similar to RDoryx_1 (*Rv1799 – Rv1806*)	This study*, [36]
RD-sur^{ppe34}	2163478	2166383	2905	*Rv1917c*	This study#
RD7	2208005	2220725	12720	*Rv1963c – Rv1977*	[40]
RD9	2330073	2332104	2032	*Rv2072c – Rv2075c*	[40]
RD-sur^{Rv2262}	2534707	2534981	274	*Rv2262*	This study
RD-sur^{Rv2307c}	2578444	2578536	93	*Rv2307c*	This study
RD5^{sur}	2627067	2636919	9852	*Rv2349c – Rv2355*	This study, [8]
RD-sur^{DR}	3113850	3127190	13340	*Rv2806 – Rv2819c*	This study
RDVirS^{das}	3447248	3448433	1185	*Rv3081 – Rv3082c*	[6]
RD-sur^{Rv3324A}	3710234	3710381	148	*Rv3324A*	This study
RD8	4056837	4062732	5896	*Rv3617 – Rv3623*	[40]
N-RD25^{das}	4188298	4190239	1941	*Rv3737 – Rv3738c*	[6]
RD1^{das}	4352300	4356432	4132	*Rv3874 – Rv3877*	[6]

*PCR product could not be obtained, *de novo* assembly revealed that *Rv1799 – Rv1812c*, and part of *Rv1813c* are absent in the *M. suricattae* genome, this region has been replaced by a copy of IS*6110*. #Identified through inspection of *de novo* assembly. Start- and end positions of regions of difference are relative to the *M. tuberculosis* H37Rv (GenBank NC000962).

ACCEPTED MANUSCRIPT

Figure 1. Molecular Phylogenetic analysis by Maximum Likelihood method.

The evolutionary history was inferred by using the Maximum Likelihood method based on the General Time Reversible model [41]. The percentage of trees in which the associated taxa clustered together is shown next to the branches. The tree is drawn to scale, with branch lengths measured in the number of substitutions per site. The analysis involved 33 nucleotide sequences, names were assigned to the isolates in previous studies (see Supplemental Data 1, Table S1), the lineage (1-7) to which an isolate belongs is indicated after the isolate name. All positions containing gaps and missing data in any strain were eliminated from all input files. There were a total of 24 948 positions in the final dataset. The tree shown was produced by RaxML [15,16].

ACCEPTED MANUSCRIPT

ACCEPTED MANUSCRIPT

Figure 2. Proposed schematic of the phylogenetic relationships among members of the MTBC. The phylogeny is based on the presence or absence of relevant RDs and selected single nucleotide markers, adapted from Alexander *et al.* (2010) [7]. The animal-adapted species closely related to *M. africanum* lineage 6 are shown with a grey background. Clade defining regions of difference and single nucleotide polymorphisms are shown in white boxes. RD^{sur}♦ includes novel genetic markers identified in the present study; RD-sur^{Rv1799}, RD-sur^{ppe34}, RD-sur^{Rv2262}, RD-$sur^{Rv2307c}$, $RDsur^{DR}$, RD-$sur^{Rv3324A}$.

ACCEPTED MANUSCRIPT

ACCEPTED MANUSCRIPT



Figure 1. Molecular Phylogenetic analysis by Maximum Likelihood method.

The evolutionary history was inferred by using the Maximum Likelihood method based on the General Time Reversible model [41]. The percentage of trees in which the associated taxa clustered together is shown next to the branches. The tree is drawn to scale, with branch lengths measured in the number of substitutions per site. The analysis involved 33 nucleotide sequences, names were assigned to the isolates in previous studies (see Supplemental Data 1, Table S1), the lineage (1-7) to which an isolate belongs is indicated after the isolate name. All positions containing gaps and missing data in any strain were eliminated from all input files. There were a total of 24 948 positions in the final dataset. The tree shown was produced by RaxML [15,16].

ACCEPTED MANUSCRIPT

ACCEPTED MANUSCRIPT

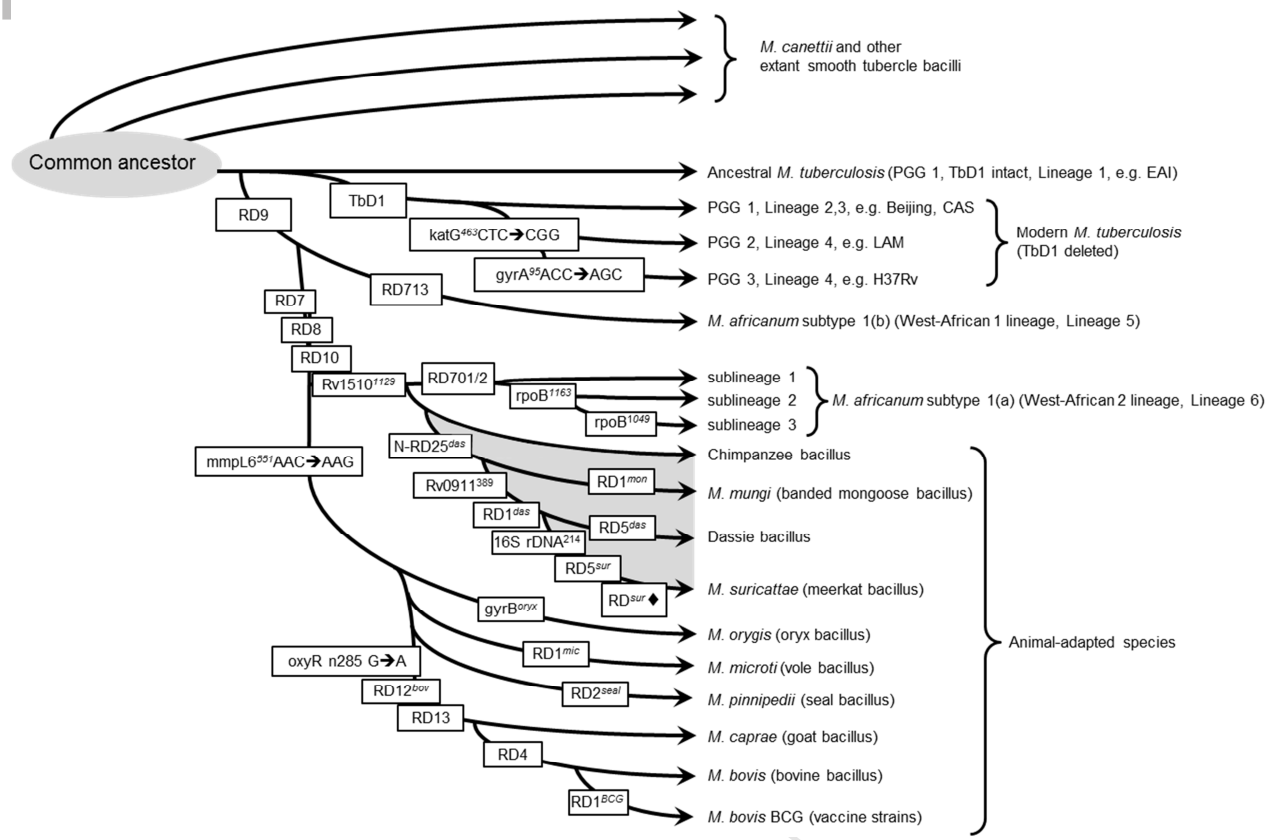

Figure 2. Proposed schematic of the phylogenetic relationships among members of the MTBC. The phylogeny is based on the presence or absence of relevant RDs and selected single nucleotide markers, adapted from Alexander *et al.* (2010) [7]. The animal-adapted species closely related to *M. africanum* lineage 6 are shown with a grey background. Clade defining regions of difference and single nucleotide polymorphisms are shown in white boxes. RD^{sur}♦ includes novel genetic markers identified in the present study; RD-sur^{Rv1799}, RD-sur^{ppe34}, RD-sur^{Rv2262}, RD-sur^{Rv2307c}, RDsur^{DR}, RD-sur^{Rv3324A}.

ACCEPTED MANUSCRIPT

Whole genome sequence analysis of *Mycobacterium suricattae*

Supplemental Data 1

Detailed Methodology:

Whole genome sequencing

Paired-end sequencing (2 x 100 bp), was done with ~500 bp fragment sizes which resulted in insert sizes between 350 and 550 bases. Mate-pair sequencing (2 x 35 – 151 bases), with 3 kb fragment size and PCR-free sequencing (35 – 251 bases, 550 bp fragment size) was done on Illumina HiSeq2000 to ensure maximum coverage of the genome of interest. One sequencing run was done on Illumina MiSeq from each end of the 500 bp fragment DNA library. Four micrograms of DNA was used to prepare libraries for sequencing according to the manufacturer's instructions using Illumina Genomic DNA Sample preparation kit, PCR-free Sample Preparation kit or Nextera mate pair Sample Preparation kit (Illumina, Inc, San Diego, CA).

Alignment and variant detection

The quality and number of reads were assessed with FastQC (http://www.bioinformatics.bbsrc.ac.uk/projects/fastqc). Reads were pre-processed with Trimmomatic to remove adapters and trim low quality leading and trailing bases [1]. Reads shorter than 15 bases were not used in consequent analysis steps. A multi-software approach was followed to align the high quality reads to the reference genome (*Mycobacterium tuberculosis* H37Rv, GenBank NC000962.2) and to detect variants. Reads were mapped to the reference genome with three mapping algorithms; Novoalign (Novocraft), Burrows-Wheeler Aligner (BWA) [2], and SMALT [3]. The Genome Analysis Tool Kit (GATK) was used as recommended in the user documentation to call single nucleotide polymorphisms (SNPs) and small insertions and deletions (Indels) in all the alignment files from the different mapping algorithms used [4].

Only variants identified by the GATK in all three of the alignments that overlap in both position and base identity were written to a high-confidence SNP file. Variants were annotated making use of gene annotation data from TubercuList knowledgebase [5], and filtered for *pe/ppe* family genes, insertion sequences, phages, and repeat regions. These high-confidence variants were used in further analyses.

ACCEPTED MANUSCRIPT

dN/dS ratio

The individual gene sequences, incorporating identified SNPs, for each strain included in this analysis were used to calculate the ratio of the rates of non-synonymous and synonymous substitutions. (dN/dS ratio). For each gene of each isolate, we performed pairwise comparisons with the inferred ancestral genome using KaKs calculator [6,7].

Identification of deletions

The BEDTools software package [8] was employed to determine the depth of coverage for each position in the genome when the reads were mapped to *M. tuberculosis* H37Rv, and regions with zero coverage were marked as potential deleted areas relative to the reference strain. These regions were investigated visually and repetitive regions were excluded. Regions that were absent in at least two of the three alignment (bam) files resulting from the different mapping algorithms were confirmed with PCR in the isolate sequenced for the purpose of this study and two other available *M. suricattae* isolates. Sanger sequencing of the PCR amplicons across deletions was done to determine the exact boundaries of the respective deletions. PCR primer sequences are listed in Table S2.

Identification of IS6110 insertion sites

The *de novo* assembly of the *M. suricattae* genome was searched for 100 bp regions from the beginning and the end of the IS*6110* insertion element in the forward- and reverse orientation, and 21 copies of this element could be identified, which is consistent with the IS*6110* RFLP results previously reported (Table S3). The estimated insertion points, with reference to the *M. tuberculosis* H37Rv genome, as determine by combined inspection of the *de novo* assembled *M. suricattae* genome and alignment of *M. suricattae* sequencing reads to the reference genome are reported.

ACCEPTED MANUSCRIPT

Table S1. Sequences of *Mycobacterium spp*. isolates included in the analysis.

Isolate name	Original study	Accession number
T92	[6]	SRX003589
T17	[6]	SRX005394
95_0545	[6]	SRX007721
K21	[6]	SRX002001
K67	[6]	SRX002004
K93	[6]	SRX002005
T67	[6]	SRX007715
T85	[6]	SRX003590
00_1695	[6]	SRX007716
98_1833	[6]	SRX007718
M4100A	[6]	SRX007719
91_0079	[6]	SRX007720
K49	[6]	SRX002002
GM_1503	[6]	SRX012272
4783_04	[6]	SRX007723
K37	[6]	SRX002003
544404	[6]	SRX007725
11821_03	[6]	SRX007724
4141_04	[6]	SRX007726
GM_0981	[6]	SRX007722
M. canetti	[6]	SRX002429
M. tuberculosis complex/*M. orygis*	SRA EBI Animal	ERR015582
M.bovis (ravenel)	SRA EBI Animal	SRR022532
541504	[9]	ERR031459
N0092	[9]	ERR031480
N0115	[9]	ERR031484
N0091	[9]	ERR031479
533604	[9]	ERS153831
823602	[9]	ERS153832
Mt256	[10]	ERR181435
H37Rv	[9]	ERS153830
Chimpanzee bacillus	[9]	ERS635608
M. suricattae	This study	ERS798580

ACCEPTED MANUSCRIPT

Table S2. Primer sequences used to confirm newly identified genomic deletions.

Deletion	Forward primer	Reverse Primer(s)	Expected product size in *M. suricattae*	Product size in *M. tuberculosis* H37Rv
RD-suri^{Rv1799}	5`GTTGTTGCCGTCGTATACCA3`	5`ATCCTTGAAGCCTCATTGACAC3` 5`GTTAGAGACTTTATGCCCTACC3`	961	808
RD-suri^{Rv2262}	5`GTGGAACTCTGATACACCAGC3`	5`TTCTGGTTGCGACCAATACC3`	404	678
RD-suri^{Rv2307c}	5`CGAGGGATTCGCCGAAATAG3`	5`CGGTGTACTGAGCTGGTTG3`	560	653
RD-suri^{Rv3324A}	5`CCAATCTGATATCCGTGATCGT3`	5`GCAGCCAACACCAAGTAGA3`	616	764

ACCEPTED MANUSCRIPT

ACCEPTED MANUSCRIPT

Table S3. Predicted IS*6110* insertion sites in *M. suricattae*.

Position of insertion	Between/ in gene	Additional information
130779	*ctpI* and Rv0108c	Intergenic
851560	Rv0756c and *phoP*	Intergenic, IS*6110* in *phoP* promotor region has been shown to increase transcription of *phoP*, essential for virulence in *M. tuberculosis* [11]
888835	Rv0794c and Rv0797	Intergenic, upstream of IS*1547* (Rv0795), identified as part of a preferential integration region for IS*6110* in *M. tuberculosis* (889029-890376) [12]
1895642	Rv1668c and Rv1669	Intergenic, in close proximity to previously described insertion point in *M. tuberculosis* MTZ [13]
1986867	*plcD*	IS*6110* in *plcD* was previously described in *M. bovis* [14] and *M. tuberculosis* [15], *plcD* encodes a probable phospholipase C 4 and was shown to be non-essential [16]
1995814	Rv1762c and Rv1765A	Identified as part of a preferential integration region for IS*6110* in *M. tuberculosis* [15], Rv1762c encodes a conserved hypothetical protein with unknown function and was shown to be non-essential [16]
2038671	RV1799-Rv1812c	Possible IS*6110* mediated deletion of region: 2038671 - 2055881 in H37Rv, Rv1799 - Rv1812c deleted, replaced with IS*6110*. Similar to RDoryx_1 [17]
2163479	*ppe34*	Part of PPE34 deleted, replaced by IS*6110*, PPE34 was shown to be non-essential [16]
2254773	*otsB*	*otsB* encodes a probable trehalose-6-phosphate phosphatase and was shown to be non-essential [16]
2405579	*wag31* and Rv2146c	Intergenic
2627067	Rv2349c - Rv2355	RD5das, gene region replaced by IS*6110* [18]
2786360	Rv2480c and Rv2481c	Intergenic, in close proximity to insertion point previously described in *M. tuberculosis*, shown to sensitise to oxidative stress [19]
2884517	*glnQ* and Rv2565	Intergenic
2972108	Rv2647 and Rv2650c	Intergenic, , in close proximity to insertion point previously described in *M. tuberculosis* [20]
3113850	Rv2806 -	RD-suri^{DR}, gene region has been replaced by IS*6110* in the reverse

	Rv2819c	orientation (this study)
3310842	Rv2958c	RV2958c encodes a possible glycosyl transferase and was shown to be non-essential [16]
3528675	*ppe53* - *ppe54*	IS*6110* mediated insertion similar to I-RD09, including PPE70 and IS*6110* (Mb3184c in CDC1551) [21–23]
3550972	Rv3182 and Rv3188	Intergenic, Identified as preferential integration region for IS*6110* in *M. tuberculosis* [24]
3710233	Rv3324c and Rv3327	Identified as preferential integration region for IS*6110* in *M. tuberculosis* [24], Rv3324c encodes a probable molybdenum cofactor biosynthesis protein C 3 MoaC3 and was shown to be non-essential [16]
3725818	*icd1*	*icd1* encodes a probable isocitrate dehydrogenase and was shown to be non-essential [16]
3750272	*ppe55*	Rv3345c–Rv3347c identified as preferential integration region for IS*6110* [24], PPE55 has been implicated in immunogenicity in *M. tuberculosis* [25], and was shown to be non-essential *(9)*

ACCEPTED MANUSCRIPT



Figure S1.a. Pie chart showing the functional distribution of genes in which non-synonymous SNPs unique to *M. suricattae* occur. SNPs were identified with respect to the *M. tuberculosis* H37Rv reference genome. Non-synonymous SNPs unique to *M. suricattae* were functionally annotated and grouped into functional categories.

ACCEPTED MANUSCRIPT

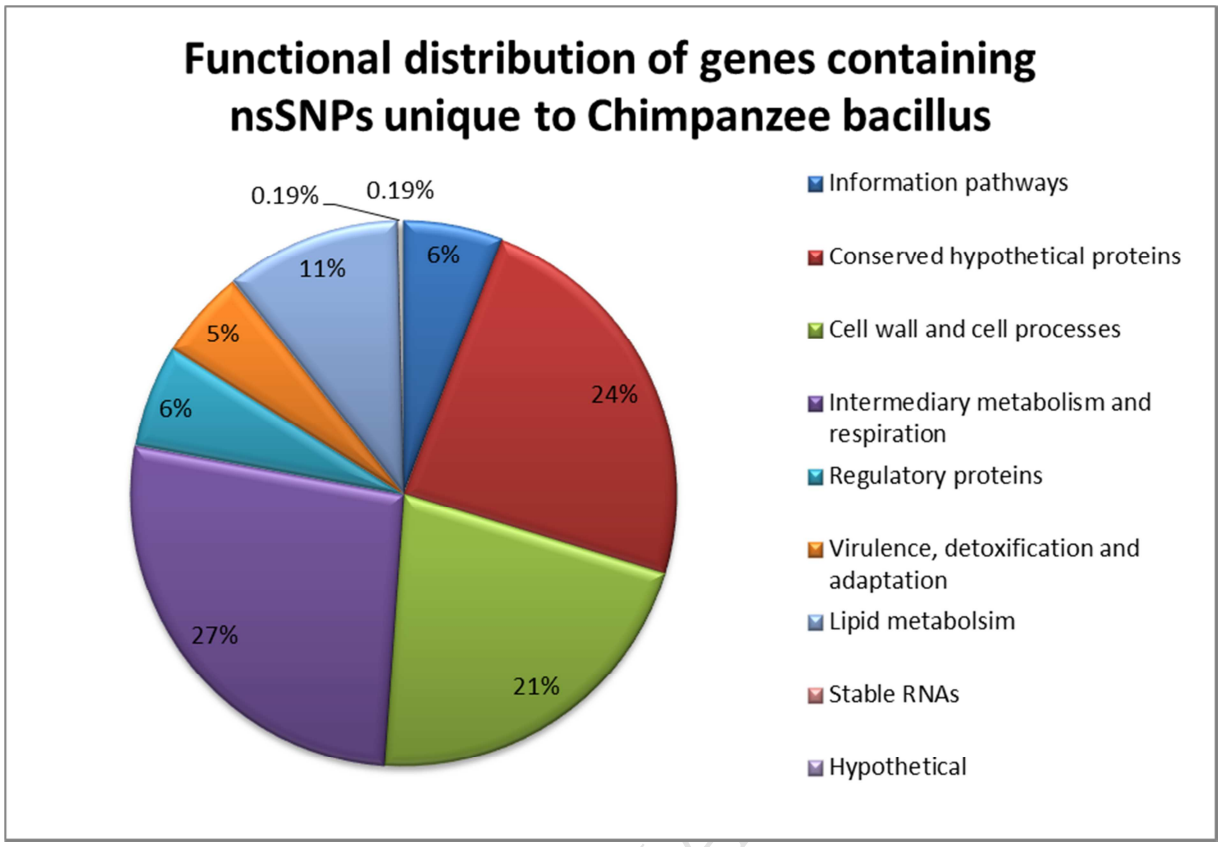

Figure S1.b. Pie chart showing the functional distribution of genes in which non-synonymous SNPs unique to chimpanzee bacillus occur. SNPs were identified with respect to the *M. tuberculosis* H37Rv reference genome. Non-synonymous SNPs unique to chimpanzee bacillus were functionally annotated and grouped into functional categories.

ACCEPTED MANUSCRIPT

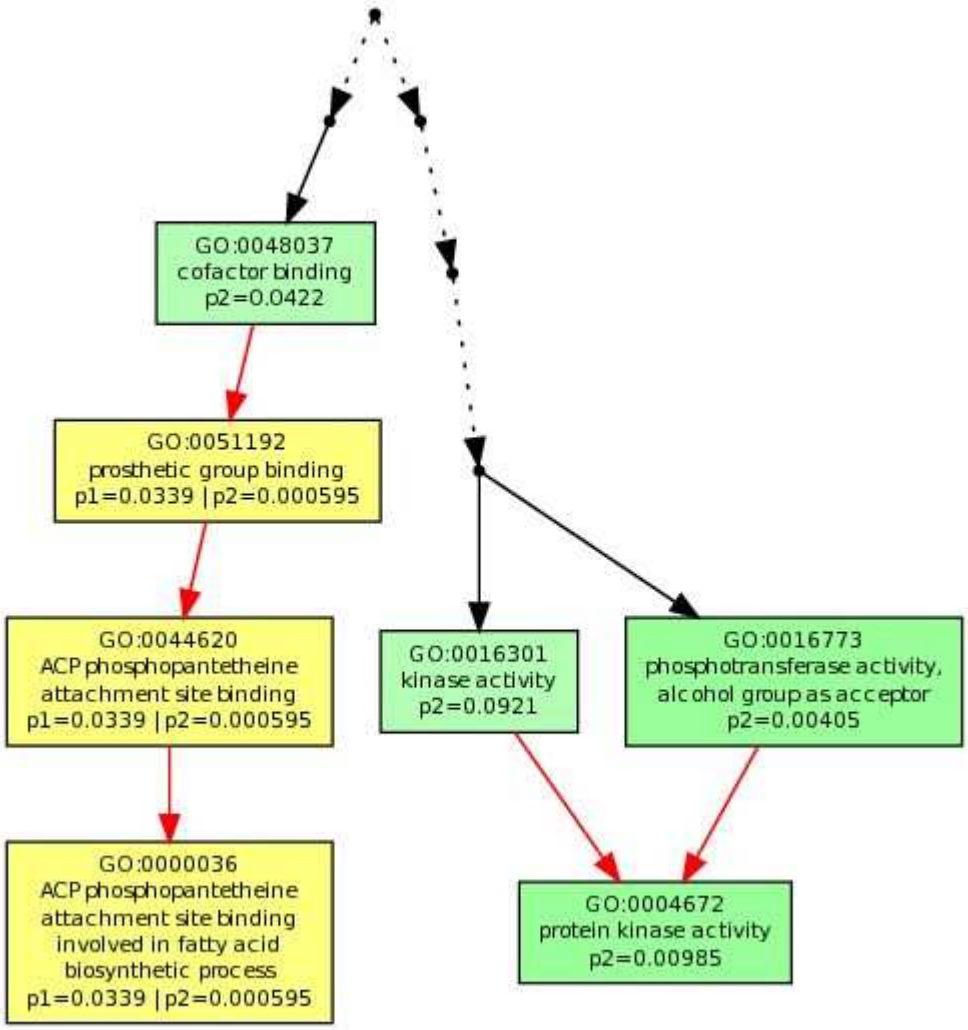

Figure S2. Gene ontology (GO) enrichment comparison between unique nsSNPs in *M. suricattae* and chimpanzee bacillus. SNPs were identified with respect to the *M. tuberculosis* H37Rv reference genome. GO terms in yellow boxes denote shared enrichment between *M. suricattae* and chimpanzee bacillus, GO terms in green boxes denote GO terms that are uniquely enriched in *M. suricattae*.

ACCEPTED MANUSCRIPT

References:

[1] Bolger AM, Lohse M, Usadel B. Trimmomatic: A flexible trimmer for Illumina Sequence Data. Bioinformatics 2014:btu170. doi:10.1093/bioinformatics/btu170.

[2] Li H, Durbin R. Fast and accurate short read alignment with Burrows-Wheeler transform. Bioinforma Oxf Engl 2009;25:1754–60. doi:10.1093/bioinformatics/btp324.

[3] Ponstingl H, Ning Z. SMALT - A new mapper for DNA sequencing reads. F1000Posters 2010;1.

[4] McKenna A, Hanna M, Banks E, Sivachenko A, Cibulskis K, Kernytsky A, *et al*. The Genome Analysis Toolkit: a MapReduce framework for analyzing next-generation DNA sequencing data. Genome Res 2010;20:1297–303. doi:10.1101/gr.107524.110.

[5] Lew JM, Kapopoulou A, Jones LM, Cole ST. TubercuList--10 years after. Tuberc Edinb Scotl 2011;91:1–7. doi:10.1016/j.tube.2010.09.008.

[6] Comas I, Chakravartti J, Small PM, Galagan J, Niemann S, Kremer K, *et al*. Human T cell epitopes of *Mycobacterium tuberculosis* are evolutionarily hyperconserved. Nat Genet 2010;42:498–503. doi:10.1038/ng.590.

[7] Zhang Z, Li J, Zhao X-Q, Wang J, Wong GK-S, Yu J. KaKs_Calculator: calculating Ka and Ks through model selection and model averaging. Genomics Proteomics Bioinformatics 2006;4:259–63. doi:10.1016/S1672-0229(07)60007-2.

[8] Quinlan AR, Hall IM. BEDTools: a flexible suite of utilities for comparing genomic features. Bioinforma Oxf Engl 2010;26:841–2. doi:10.1093/bioinformatics/btq033.

[9] Coscolla M, Lewin A, Metzger S, Maetz-Rennsing K, Calvignac-Spencer S, Nitsche A, *et al.* Novel *Mycobacterium tuberculosis* complex isolate from a wild chimpanzee. Emerg Infect Dis 2013;19:969–76. doi:10.3201/eid1906.121012.

[10] Blouin Y, Hauck Y, Soler C, Fabre M, Vong R, Dehan C, *et al*. Significance of the identification in the Horn of Africa of an exceptionally deep branching *Mycobacterium tuberculosis* clade. PloS One 2012;7:e52841. doi:10.1371/journal.pone.0052841.

[11] Soto CY, Menéndez MC, Pérez E, Samper S, Gómez AB, García MJ, *et al*. IS6110 Mediates Increased Transcription of the phoP Virulence Gene in a Multidrug-Resistant Clinical Isolate Responsible for Tuberculosis Outbreaks. J Clin Microbiol 2004;42:212–9. doi:10.1128/JCM.42.1.212-219.2004.

[12] Fang Z, Forbes KJ. A *Mycobacterium tuberculosis* IS*6110* preferential locus (ipl) for insertion into the genome. J Clin Microbiol 1997;35:479–81.

[13] Millán-Lou MI, López-Calleja AI, Colmenarejo C, Lezcano MA, Vitoria MA, del Portillo P, *et al.* Global study of IS*6110* in a successful *Mycobacterium tuberculosis* strain: clues for deciphering its behavior and for its rapid detection. J Clin Microbiol 2013;51:3631–7. doi:10.1128/JCM.00970-13.

[14] Viana-Niero C, Rodriguez CAR, Bigi F, Zanini MS, Ferreira-Neto JS, Cataldi A, *et al.* Identification of an IS*6110* insertion site in *plcD*, the unique phospholipase C gene of *Mycobacterium bovis*. J Med Microbiol 2006;55:451–7. doi:10.1099/jmm.0.46364-0.

[15] Sampson SL, Warren RM, Richardson M, van der Spuy GD, van Helden PD. Disruption of coding regions by IS*6110* insertion in *Mycobacterium tuberculosis.* Tuber Lung Dis Off J Int Union Tuberc Lung Dis 1999;79:349–59. doi:10.1054/tuld.1999.0218.

[16] Sassetti CM, Boyd DH, Rubin EJ. Genes required for mycobacterial growth defined by high density mutagenesis. Mol Microbiol 2003;48:77–84.

[17] Mostowy S, Inwald J, Gordon S, Martin C, Warren R, Kremer K, *et al.* Revisiting the evolution of *Mycobacterium bovis*. J Bacteriol 2005;187:6386–95. doi:10.1128/JB.187.18.6386-6395.2005.

[18] Mostowy S, Cousins D, Behr MA. Genomic interrogation of the dassie bacillus reveals it as a unique RD1 mutant within the *Mycobacterium tuberculosis* complex. J Bacteriol

2004;186:104–9.

[19] Mestre O, Hurtado-Ortiz R, Vultos T Dos, Namouchi A, Cimino M, Pimentel M, *et al.* High Throughput Phenotypic Selection of *Mycobacterium tuberculosis* Mutants with Impaired Resistance to Reactive Oxygen Species Identifies Genes Important for Intracellular Growth. PLoS ONE 2013;8:e53486. doi:10.1371/journal.pone.0053486.

[20] Reyes A, Sandoval A, Cubillos-Ruiz A, Varley KE, Hernández-Neuta I, Samper S, *et al*. IS-seq: a novel high throughput survey of in vivo IS*6110* transposition in multiple *Mycobacterium tuberculosis* genomes. BMC Genomics 2012;13:249. doi:10.1186/1471-2164-13-249.

[21] Brosch R, Gordon SV, Garnier T, Eiglmeier K, Frigui W, Valenti P, *et al*. Genome plasticity of BCG and impact on vaccine efficacy. Proc Natl Acad Sci 2007;104:5596–601. doi:10.1073/pnas.0700869104.

[22] Garnier T, Eiglmeier K, Camus J-C, Medina N, Mansoor H, Pryor M, *et al*. The complete genome sequence of *Mycobacterium bovis*. Proc Natl Acad Sci U S A 2003;100:7877–82. doi:10.1073/pnas.1130426100.

[23] Gey van Pittius NC, Sampson SL, Lee H, Kim Y, van Helden PD, Warren RM. Evolution and expansion of the *Mycobacterium tuberculosis* PE and PPE multigene families and their association with the duplication of the ESAT-6 (esx) gene cluster regions. BMC Evol Biol 2006;6:95. doi:10.1186/1471-2148-6-95.

[24] Warren RM, Sampson SL, Richardson M, Van Der Spuy GD, Lombard CJ, Victor TC, *et al*. Mapping of IS*6110* flanking regions in clinical isolates of *Mycobacterium tuberculosis* demonstrates genome plasticity. Mol Microbiol 2000;37:1405–16. doi:10.1046/j.1365-2958.2000.02090.x.

[25] Singh KK, Dong Y, Patibandla SA, McMurray DN, Arora VK, Laal S. Immunogenicity of the *Mycobacterium tuberculosis* PPE55 (Rv3347c) protein during incipient and clinical tuberculosis. Infect Immun 2005;73:5004–14. doi:10.1128/IAI.73.8.5004-

ACCEPTED MANUSCRIPT

5014.2005.

ACCEPTED MANUSCRIPT

ACCEPTED MANUSCRIPT

Position (H	Reference	Mutation	AA change	AA codon	Ref codon	Mut codon	Gene	Name	LENGTH	START	END	ORIENTATI	PRODUCT	FUNCTIONALCATAGC	FUNCTION
4394	T	C	V:A	372	GTG	GCG	Rv0003	dnaN-Rv00	1158	3280	4437	+	DNA replic	information pathway	The RECF protein is involved in DNA metabolism and recombination; it is required for DNA replication and normal sos inducibility. RECF bin
21663	C	T	G:S	507	GGC	AGC	Rv0018c	pknB-ppp	1545	21637	23181	-	Phosphose	regulatory proteins	Involved in regulation (using dephosphorylation of a specific phosphorylated substrate).
21818	G	A	S:F	455	TCT	TTT	Rv0018c	pknB-ppp	1545	21637	23181	-	Phosphose	regulatory proteins	Involved in regulation (using dephosphorylation of a specific phosphorylated substrate).
43001	G	A	P:L	122	CCG	CTG	Rv0040c	mtc28-mtc	933	42433	43365	-	Secreted p	cell wall and cell proc	Unknown
43002	G	A	P:S	122	CCG	TCG	Rv0040c	mtc28-mtc	933	42433	43365	-	Secreted p	cell wall and cell proc	Unknown
52019	G	C	R:G	227	CGC	GGC	Rv0048c	Rv0048c-R	870	51828	52697	-	Possible m	cell wall and cell proc	Unknown
54950	T	A	F:I	430	TTC	ATC	Rv0050	ponA1-Rv0	2037	53663	55699	+	Probable b	cell wall and cell proc	Involved in peptidoglycan synthesis (at the final stages), cell wall formation. Synthesis of cross-linked peptidoglycan from the lipid intermed
58730	G	C	D:H	49	GAC	CAC	Rv0054	ssb-ssb	495	58586	59080	+	Single-stra	information pathway	This protein is essential for replication of the chromosome. It is also involved in DNA recombination and repair.
64410	C	A	R:S	168	CGC	AGC	Rv0060	Rv0059-Rv	1059	63909	64967	+	Conserved	conserved hypothetic	Function unknown
65565	C	T	T:I	5	ACT	ATT	Rv0062	celA1-celA1	1143	65552	66694	+	Possible c	intermediary metabo	The biological conversion of cellulose to glucose generally requires three types of hydrolytic enzymes: (1) endoglucanases which cut interna
66329	C	A	L:I	260	CTC	ATC	Rv0062	celA1-celA1	1143	65552	66694	+	Possible c	intermediary metabo	The biological conversion of cellulose to glucose generally requires three types of hydrolytic enzymes: (1) endoglucanases which cut interna
99985	A	C	D:A	101	GAC	GCC	Rv0091	mtn-mtn	768	99684	100451	+	Probable b	intermediary metabo	Responsible for cleavage of the glycosidic bond in both 5'-methylthioadenosine (MTA) and S-adenosylhomocysteine (SAH) [catalytic activity
101869	A	C	K:N	429	AAA	AAC	Rv0092	ctpA-ctpA	2286	100583	102868	+	Cation tran	cell wall and cell proc	Cation-transporting ATPase; possibly catalyzes the transport of a cation (possibly copper) with the hydrolyse of ATP [catalytic activity: ATP +
116023	T	C	V:A	2008	GTC	GCC	Rv0101	PPE1-nrp	7539	110001	117539	+	Probable p	lipid metabolism	Involved in lipid metabolism.
129221	G	C	Q:E	441	CAG	GAG	Rv0107c	ctpI-ctpI	4899	125643	130541	-	Probable c	cell wall and cell proc	Cation-transporting ATPase; possibly catalyzes the transport of a cation (possibly magnesium) with the hydrolyse of ATP [catalytic activity: A
134877	A	C	I:L	310	ATC	CTC	Rv0111	Rv0111-Rv	2058	133950	136007	+	Possible t	intermediary metabo	Function unknown; probably involved in cellular metabolism.
137359	C	A	T:K	14	ACA	AAA	Rv0113	gmhA-hdd	591	137319	137909	+	Probable s	cell wall and cell proc	Involved in biosynthesis of nucleotide-activated glycero-manno-heptose: synthesis of glyceromannoheptose 7-phosphate (inner core lipop
148642	G	T	R:L	51	CGG	CTG	Rv0122	Rv0122-Rv	369	148491	148859	+	Hypothetic	conserved hypothetic	Unknown
154608	C	A	P:Q	126	CCA	CAA	Rv0127	Rv0127-Rv	1368	154232	155599	+	Maltokinas	virulence, detoxificati	Catalyzes the transfer of a phosphate group from ATP to maltose to produce maltose-1-phosphate [catalytic activity: ATP + maltose = ADP +
175788	T	C	V:A	30	GTT	GCT	Rv0149	Rv0148-Rv	969	175700	176668	+	Possible q	intermediary metabo	Possibly binds NADP and acts through a one-electron transfer process. Quinones are supposed to be the best substrates. May act in the det
185695	T	C	V:A	215	GTG	GCG	Rv0157	pntAa-pntB	1428	185052	186479	+	Probable N	intermediary metabo	The transhydrogenation between NADH and NADP is coupled to respiration and ATP hydrolysis and functions as a proton pump across the
198981	A	T	N:Y	150	AAC	TAC	Rv0169	yrbE1A-Rv	1365	198534	199898	+	Mce-family	virulence, detoxificati	Unknown, but thought to be involved in host cell invasion (entry and survival inside macrophages).
205044	T	C	L:P	327	CTG	CCG	Rv0173	yrbE1A-Rv	1173	204065	205237	+	Possible M	cell wall and cell proc	Unknown, but thought to be involved in host cell invasion.
217208	A	C	N:H	314	AAC	CAC	Rv0186	bglS-bglS	2076	216269	218344	+	Probable b	intermediary metabo	Possibly involved in degradation [catalytic activity: hydrolysis of terminal, non-reducing beta-D-glucose residues with release of beta-D-gluc
233208	C	A	H:Q	326	CAC	CAA	Rv0197	Rv0196-Rv	2289	232231	234519	+	Possible o	intermediary metabo	Function unknown; probably involved in cellular metabolism.
273854	T	C	V:A	267	GTG	GCG	Rv0228	Rv0228-Rv	1224	273055	274278	+	Probable n	intermediary metabo	Function unknown; probably involved in cellular metabolism.
277130	T	A	F:Y	358	TTT	TAT	Rv0231	fadE4-fadE	1707	276058	277764	+	Probable a	lipid metabolism	Function unknown, but involved in lipid degradation.
283290	C	A	G:C	1188	GGT	TGT	Rv0236c	gabD1-Rv0	4203	282649	286851	-	Possible a	cell wall and cell proc	Involved in the biosynthesis of the mycobacterial cell wall arabinan
297814	G	C	V:L	336	GTA	CTA	Rv0246	Rv0246-Rv	1311	296809	298119	+	Probable c	cell wall and cell proc	Unknown
300545	C	T	A:T	87	GCC	ACC	Rv0248c	Rv0247c-R	1941	298863	300803	-	Probable s	intermediary metabo	Involved in interconversion of fumarate and succinate (aerobic respiration) [catalytic activity: succinate + acceptor = fumarate + reduced ac
305032	G	A	G:S	723	GGC	AGC	Rv0252	nirB-nirD	2562	302866	305427	+	Probable n	intermediary metabo	Involved in nitrate assimilation (denitrification) (at the second step). This enzyme is a FAD flavoprotein that also contains a siroheme and or
311492	C	G	G:A	9	GGA	GCA	Rv0259c	Rv0258c-R	744	310774	311517	-	Conserved	conserved hypothetic	Function unknown
323155	C	T	W:*	40	TGG	TAG	Rv0268c	Rv0268c-R	510	322764	323273	-	Hypothetic	conserved hypothetic	Unknown
327512	A	G	I:T	317	ATC	ACC	Rv0271c	fadE6-fadE	2196	326266	328461	-	Probable a	lipid metabolism	Function unknown, but involved in lipid degradation.
333296	G	C	A:G	41	GCC	GGC	Rv0277A		258	333160	333417	-	Possible a	virulence, detoxificati	Unknown
348750	C	A	A:E	1039	GCG	GAG	Rv0284	Rv0282-PPI	3993	345635	349627	+	ESX conse	cell wall and cell proc	Unknown
353150	C	T	A:V	23	GCC	GTC	Rv0290	Rv0290-Rv	1419	353083	354501	+	ESX conse	cell wall and cell proc	Unknown
357902	T	C	T:A	55	ACC	GCC	Rv0293c	Rv0293c-R	1203	356862	358064	-	Conserved	conserved hypothetic	Function unknown
360516	G	T	L:I	214	CTT	ATT	Rv0296c	Rv0295c-R	1398	359758	361155	-	Probable s	intermediary metabo	Function unknown; probably involved in cellular metabolism.
365651	A	G	T:A	140	ACG	GCG	Rv0303	Rv0302-Rv	909	365234	366142	+	Probable d	intermediary metabo	Function unknown; probably involved in cellular metabolism.
378264	G	A	G:S	112	GGC	AGC	Rv0309	Rv0309-Rv	657	377931	378587	+	Possible c	cell wall and cell proc	Unknown
378525	G	T	A:S	199	GCC	TCC	Rv0309	Rv0309-Rv	657	377931	378587	+	Possible c	cell wall and cell proc	Unknown
382086	A	G	S:G	511	AGT	GGT	Rv0312	Rv0312-Rv	1863	380556	382418	+	Conserved	conserved hypothetic	Function unknown
382649	C	T	R:W	54	CGG	TGG	Rv0313	Rv0313-Rv	387	382490	382876	+	Conserved	conserved hypothetic	Function unknown
397515	G	A	G:D	25	GGC	GAC	Rv0332	Rv0332-rmi	786	397442	398227	+	Conserved	conserved hypothetic	Function unknown
406927	G	A	R:W	508	CGG	TGG	Rv0339c	Rv0339c-R	2499	405950	408448	-	Possible t	regulatory proteins	Could be involved in transcriptional mechanism.
410248	G	T	G:V	296	GGT	GTT	Rv0341	iniB-iniC	1440	409362	410801	+	Isoniazid i	n cell wall and cell proc	Unknown
446342	C	A	V:F	62	GTC	TTC	Rv0368c	Rv0368c-R	1212	445314	446525	-	Conserved	conserved hypothetic	Function unknown
452845	G	T	L:M	104	CTG	ATG	Rv0375c	Rv0370c-R	861	452294	453154	-	Probable c	intermediary metabo	Function unknown; probably involved in cellular metabolism [catalytic activity: CO + H(2)O + acceptor = CO(2) + reduced acceptor].
455991	G	C	K:N	5	AAG	AAC	Rv0379	secE2-secE	216	455977	456192	+	Possible p	cell wall and cell proc	Thought to be involved in protein transport (export).
461644	G	A	S:F	120	TCC	TTC	Rv0384c	clpB-clpB	2547	459456	462002	-	Probable e	virulence, detoxificati	Thought to be an ATPase subunit of an intracellular ATP-dependent protease. Seems to be regulated positively by sigh (Rv3223c product) a
478006	G	C	T:S	184	ACC	AGC	Rv0399c	Rv0398c-fa	1230	477327	478556	-	Possible c	cell wall and cell proc	Unknown
482007	T	C	I:V	409	ATC	GTC	Rv0402c	mmpL1-mn	2877	480355	483231	-	Probable c	cell wall and cell proc	Unknown. Thought to be involved in fatty acid transport.
484583	G	T	E:*	203	GAG	TAG	Rv0404	fadD30-pks	1758	483977	485734	+	Fatty-acid-	lipid metabolism	Function unknown, but involved in lipid degradation.
491904	G	C	R:P	40	CGG	CCG	Rv0408	fgd1-ackA	2073	491786	493858	+	Probable p	intermediary metabo	Involved at the last step (of two) in the conversion of acetate to acetyl-CoA [catalytic activity: acetyl-CoA + phosphate = CoA + acetyl phosp
495567	G	A	A:V	583	GCC	GTC	Rv0410c	pknG-Rv04	2253	495062	497314	-	Serine/thre	regulatory proteins	Involved in signal transduction (via phosphorylation). Thought to regulate amino-acid uptake and stationary-phase metabolism. Phosphoryl
498747	G	T	D:E	291	GAC	GAA	Rv0412c	pknG-Rv04	1320	498300	499619	-	Possible c	cell wall and cell proc	Unknown
518748	G	C	A:P	6	GCG	CCG	Rv0430	Rv0430-Rv	309	518733	519041	+	Conserved	conserved hypothetic	Function unknown
530565	C	A	V:L	54	GTG	TTG	Rv0441c	Rv0441c-PF	429	530296	530724	-	Hypothetic	conserved hypothetic	Unknown
588829	C	T	P:S	169	CCG	TCG	Rv0498	Rv0496-prc	843	588325	589167	+	Conserved	conserved hypothetic	Function unknown
604693	C	T	P:L	31	CCA	CTA	Rv0512	hemB-Rv05	990	604602	605591	+	Probable d	intermediary metabo	Involved in porphyrin and heme biosynthesis (at the second step) [catalytic activity: 2 5-aminolevulinate = porphobilinogen + 2 H2O].
620480	T	G	L:R	197	CTT	CGT	Rv0529	hemL-ccsA	975	619891	620865	+	Possible c	ytintermediary metabo	Required during cytochrome biogenesis at the step of heme attachment.
624603	G	T	A:D	293	GCC	GAC	Rv0533c	fabH-fabH	1008	624473	625480	-	3-oxoacyl-[	lipid metabolism	Involved in fatty acid biosynthesis. Catalyzes the condensation reaction of fatty acid synthesis by the addition to an acyl acceptor of two car
627228	C	T	P:S	258	CCG	TCG	Rv0535	pnp-galE3	795	626457	627251	+	Probable 5'	intermediary metabo	Phosphorylates 5'-methylthioadenosin [catalytic activity: 5'-methylthioadenosine + phosphate = adenine + 5-methylthio-D-ribose 1-phosph
630242	G	C	W:S	68	TGG	TCG	Rv0538	Rv0538-Rv	1647	630040	631686	+	Possible c	cell wall and cell proc	Unknown
631357	C	T	P:S	440	CCA	TCA	Rv0538	Rv0538-Rv	1647	630040	631686	+	Possible c	cell wall and cell proc	Unknown
644221	C	T	R:C	445	CGC	TGC	Rv0552	Rv0552-bp	1605	642889	644493	+	Conserved	conserved hypothetic	Function unknown
649014	C	T	P:L	160	CCG	CTG	Rv0557	pimB-menH	1137	648536	649672	+	Mannosylt	lipid metabolism	Involved in lipomannan (LM) biosynthesis
659170	C	T	R:C	284	CGC	TGC	Rv0567	Rv0567-Rv	1020	658321	659340	+	Probable m	intermediary metabo	Causes methylation
669490	C	T	V:I	86	GTC	ATC	Rv0575c	Rv0575c-R	1167	668579	669745	-	Possible o	intermediary metabo	Function unknown; probably involved in cellular metabolism.
677616	T	C	M:V	1	ATG	GTG	Rv0580c	Rv0580c-R	492	677125	677616	-	Conserved	conserved hypothetic	Function unknown
679293	C	A	P:Q	22	CCG	CAG	Rv0584	Rv0584-Rv	2634	679229	681862	+	Possible c	cell wall and cell proc	Unknown
686385	T	G	I:S	153	ATC	AGC	Rv0588	Rv0586-mc	888	685928	686815	+	Conserved	virulence, detoxificati	Unknown
694695	G	A	V:I	487	GTC	ATC	Rv0594	Rv0586-mc	1551	693237	694787	+	Mce-family	virulence, detoxificati	Unknown, but thought involved in host cell invasion.
706805	A	G	Y:C	161	TAC	TGC	Rv0612	Rv0612-Rv	606	706324	706929	+	Conserved	conserved hypothetic	Function unknown
714239	A	C	N:T	13	AAT	ACT	Rv0621	Rv0621-Rv	1065	714202	715266	+	Possible m	cell wall and cell proc	Unknown
716069	T	G	S:A	234	TCA	GCA	Rv0622	Rv0622-Rv	948	715370	716317	+	Possible m	cell wall and cell proc	Unknown
716904	G	C	A:P	81	GCC	CCC	Rv0624	Rv0623-Rv	396	716664	717059	+	Possible to	virulence, detoxificati	Unknown
721930	G	T	H:Q	1028	CAC	CAA	Rv0630c	recD-recC	3285	721729	725013	-	Probable e	information pathway	Involved in homologous recombination.
724278	A	C	S:A	246	TCG	GCG	Rv0630c	recD-recC	3285	721729	725013	-	Probable e	information pathway	Involved in homologous recombination.
730718	G	C	H:D	106	CAT	GAT	Rv0634c	Rv0634c-R	714	730320	731033	-	Possible g	lyvirulence, detoxificati	Thought to be involved in glyoxal pathway. Thiolesterase that catalyses the hydrolysis of S-D-lactoyl-glutathione to form glutathione and D-
770650	G	C	R:S	23	AGG	AGC	Rv0671	end-lpqP	843	770582	771424	+	Possible c	cell wall and cell proc	Unknown
772727	C	A	A:E	415	GCG	GAG	Rv0672	fadE8-echA	1629	771484	773112	+	Probable a	lipid metabolism	Function unknown, but involved in lipid degradation.
791165	C	A	E:*	168	GAA	TAA	Rv0691c	Rv0690c-R	597	791070	791666	-	Probable t	regulatory proteins	Involved in transcriptional mechanism
792422	C	T	A:V	89	GCC	GTC	Rv0693	Rv0692-ildf	1176	792157	793332	+	Probable c	intermediary metabo	Required for coenzyme pyrrolo-quinoline-quinone (PQQ) biosynthesis.
799810	C	G	S:W	61	TCG	TGG	Rv0699	Rv0699-Rv	222	799629	799850	+	Hypothetic	conserved hypothetic	Unknown
803261	A	G	H:R	245	CAC	CGC	Rv0704	rplB-rplB	843	802528	803370	+	50S riboso	information pathway	This protein is a primary 23S rRNA-binding protein. It has peptidyltransferase activity.
809196	T	C	W:R	151	TGG	CGG	Rv0712	Rv0712-Rv	900	808746	809645	+	Conserved	conserved hypothetic	Function unknown
817173	T	G	V:G	504	GTC	GGC	Rv0724	rpsH-sppA	1872	815663	817534	+	Possible p	cell wall and cell proc	Involved in digestion of the cleaved signal peptides. This activity is necessary to maintain proper secretion of mature proteins across the me
843498	G	A	A:V	306	GCC	GTC	Rv0752c	mmsB-mm	1173	843242	844414	-	Probable a	lipid metabolism	Function unknown, but involved in lipid degradation.
853542	G	A	D:N	383	GAC	AAC	Rv0758	phoR-phoR	1458	852396	853853	+	Possible tw	regulatory systems	Sensor part of a two component regulatory system. This protein is thought to be a sensor kinase for the phosphate regulon. Transcription a
854407	C	T	V:M	94	GTG	ATG	Rv0760c	Rv0760c-ac	420	854267	854686	-	Conserved	conserved hypothetic	Function unknown
875283	C	G	S:R	184	AGC	AGG	Rv0782	hemH-ptrB	1659	874732	876390	+	Probable p	intermediary metabo	Cleaves peptide bonds on the C-terminal side of lysyl and argininyl residues [catalytic activity: hydrolysis of ARG-|-XAA and LYS-|-XAA bond
896103	G	A	G:D	95	GGC	GAC	Rv0803	purL-Rv080	2265	895820	898084	+	Phosphorib	intermediary metabo	Involved in de novo purine biosynthesis (at the fourth step) [catalytic activity: ATP + 5'-phosphoribosylformylglycinamide + L-glutamine + H
911000	A	G	E:G	10	GAG	GGG	Rv0818	Rv0818-Rv	768	910972	911739	+	Transcriptic	regulatory proteins	Involved in transcriptional mechanism.
914950	G	T	N:K	454	AAC	AAA	Rv0822c	Rv0822c-R	2055	914257	916311	-	Conserved	conserved hypothetic	Function unknown
915568	C	G	E:D	248	GAG	GAC	Rv0822c	Rv0822c-R	2055	914257	916311	-	Conserved	conserved hypothetic	Function unknown
934834	T	G	S:A	39	TCG	GCG	Rv0838	lpqR-lpqR	771	934720	935490	+	Probable c	cell wall and cell proc	Unknown
936536	C	T	S:N	261	AGT	AAT	Rv0840c	pip-pip	861	936457	937317	-	Probable p	intermediary metabo	Specifically catalyzes the removal of N-terminal proline residues from peptides. Thought to release the N-terminal proline from the dipeptic
936996	C	A	V:L	108	GTG	TTG	Rv0840c	pip-pip	861	936457	937317	-	Probable p	intermediary metabo	Specifically catalyzes the removal of N-terminal proline residues from peptides. Thought to release the N-terminal proline from the dipeptic
946735	A	G	Y:C	224	TAT	TGT	Rv0849	ccsB-Rv08	1260	946056	947315	-	Probable c	cell wall and cell proc	Thought to be involved in transport of undetermined substrate (possibly drug) across the membrane. Responsible for the translocation of h

ACCEPTED MANUSCRIPT

Position (H	Reference	Mutation	AA change	AA codon	Ref codon	Mut codon	Gene	Name	LENGTH	START	END	ORIENTAT	PRODUCT	FUNCTION	FUNCTION
595	C	A	R:S	199	CGC	AGC	Rv0001	dnaA-dnaA	1524	1	1524	+	Chromosoı	informatio	Plays an important role in the initiation and regulation of chromosomal replication. Binds to the origin of replication; it bind
2751	G	A	V:M	234	GTG	ATG	Rv0002	dnaN-Rv00	1209	2052	3260	+	DNA polyr	informatio	DNA polymerase III is a complex, multichain enzyme responsible for most of the replicative synthesis in bacteria. This DNA p
3150	C	G	P:A	367	CCG	GCG	Rv0002	dnaN-Rv00	1209	2052	3260	+	DNA polyr	informatio	DNA polymerase III is a complex, multichain enzyme responsible for most of the replicative synthesis in bacteria. This DNA p
4298	C	T	A:V	340	GCG	GTG	Rv0003	dnaN-Rv00	1158	3280	4437	+	DNA replic	informatio	The RECF protein is involved in DNA metabolism and recombination; it is required for DNA replication and normal sos induc
6989	G	T	D:Y	584	GAC	TAC	Rv0005	gyrB-gyrA	2028	5240	7267	+	DNA gyras	informatio	DNA gyrase negatively supercoils closed circular double-stranded DNA in an ATP-dependent manner and also catalyzes the
12867	A	C	T:P	134	ACT	CCT	Rv0009	ppiA-ppiA	549	12468	13016	+	Probable ir	informatio	PPIases accelerate the folding of proteins [catalytic activity: cis-trans isomerization of proline imidic peptide bonds in oligop
21183	A	G	L:P	153	GCT	CCG	Rv0017c	pknB-ppp	1410	20231	21640	-	Probable c	cell wall an	This is a septum-peptidoglycan biosynthetic protein, involved in cell wall formation. Plays a role in the stabilization of the FI
21837	C	T	V:I	449	GCC	ATC	Rv0018c	pknB-ppp	1545	21637	23181	-	Phosphose	regulatory	Involved in regulation (using dephosphorylation of a specific phosphorylated substrate).
32936	A	T	T:S	294	ACG	TCG	Rv0029	Rv0029-Rv	1098	32057	33154	+	Conserved	conserved	Function unknown
46612	G	C	A:G	199	CAT	GGA	Rv0042c	Rv0042c-R	627	46581	47207	-	Possible tr	regulatory	Possibly involved in transcriptional mechanism.
50451	G	C	T:S	225	GGA	AGC	Rv0046c	ino1-ino1	1104	50021	51124	-	myo-inosit	intermedia	Involved in phosphatidylinositol (PI) biosynthetic pathway [catalytic activity: D-glucose 6-phosphate = 1L-myo-inositol 1-phc
69820	C	G	R:G	401	CGC	GGC	Rv0064	Rv0064-Rv	2940	68620	71559	+	Probable c	cell wall an	Unknown
81374	T	C	Y:H	251	TAC	CAC	Rv0072	Rv0072-Rv	1050	80624	81673	+	Probable g	cell wall an	Thought to be involved in active transport of glutamine across the membrane (import). Responsible for the translocation of
97365	A	G	K:E	147	AAA	GAA	Rv0088	Rv0081-Rv	675	96927	97601	+	Possible pc	lipid metat	Unknown
98706	C	T	A:V	76	GCG	GTG	Rv0090	Rv0090-Rv	771	98480	99250	+	Possible m	cell wall an	Unknown
98945	A	G	T:A	156	ACG	GCG	Rv0090	Rv0090-Rv	771	98480	99250	+	Possible m	cell wall an	Unknown
101461	C	A	S:R	293	AGC	AGA	Rv0092	ctpA-ctpA	2286	100583	102868	+	Cation trar	cell wall an	Cation-transporting ATPase; possibly catalyzes the transport of a cation (possibly copper) with the hydrolyse of ATP [catalyt
108111	C	T	A:V	171	GCG	GTG	Rv0098	PPE1-nrp	552	107600	108151	+	Probable fa	lipid metat	Involved in fatty acid metabolism
117942	G	A	G:S	77	GGT	AGT	Rv0102	Rv0102-Rv	1986	117714	119699	+	Probable c	cell wall an	Unknown
129331	G	T	T:N	404	CGC	AAC	Rv0107c	ctpI-ctpI	4899	125643	130541	-	Probable c	cell wall an	Cation-transporting ATPase; possibly catalyzes the transport of a cation (possibly magnesium) with the hydrolyse of ATP [ca
146309	G	T	A:D	488	CTC	GAC	Rv0120c	fusA2-fusA	2145	145627	147771	-	Probable e	informatio	Involved in translation mechanism. This protein may promote the GTP-dependent translocation of the nascent protein chai
146957	A	G	V:A	272	CTT	GCC	Rv0120c	fusA2-fusA	2145	145627	147771	-	Probable e	informatio	Involved in translation mechanism. This protein may promote the GTP-dependent translocation of the nascent protein chai
170358	T	A	H:Q	25	CAT	CAA	Rv0144	Rv0144-Rv	843	170284	171126	+	Probable tı	regulatory	Involved in transcriptional mechanism.
171065	C	T	A:V	261	GCG	GTG	Rv0144	Rv0144-Rv	843	170284	171126	+	Probable tı	regulatory	Involved in transcriptional mechanism.
186623	C	T	V:M	1	TCA	ATG	Rv0157A		129	186495	186623	-	Conserved	conserved	Unknown
193355	G	T	R:L	80	CGT	CTT	Rv0163	Rv0163-Rv	456	193117	193572	+	Conserved	conserved	Function unknown
193684	G	A	S:N	20	AGC	AAC	Rv0164	TB18.5-TB	486	193626	194111	+	Conserved	conserved	Function unknown
194211	C	T	R:H	202	CTC	CAC	Rv0165c	Rv0165c-R	672	194144	194815	-	Probable tı	regulatory	Involved in transcriptional mechanism
194739	C	T	G:D	26	TCG	GAC	Rv0165c	Rv0165c-R	672	194144	194815	-	Probable tı	regulatory	Involved in transcriptional mechanism
200655	C	A	A:D	254	GCC	GAC	Rv0170	yrbE1A-Rv	1041	199895	200935	+	Mce-famil	virulence,	Unknown, but thought to be involved in host cell invasion.
202527	G	A	A:T	18	GCC	ACC	Rv0172	yrbE1A-Rv	1593	202476	204068	+	Mce-famil	virulence,	Unknown, but thought to be involved in host cell invasion.
203152	A	G	D:G	226	GAC	GGC	Rv0172	yrbE1A-Rv	1593	202476	204068	+	Mce-famil	virulence,	Unknown, but thought to be involved in host cell invasion.
217929	A	G	Y:C	554	TAC	TGC	Rv0186	bglS-bglS	2076	216269	218344	+	Probable b	intermedia	Possibly involved in degradation [catalytic activity: hydrolysis of terminal, non-reducing beta-D-glucose residues with releas
233936	C	T	T:M	569	ACG	ATG	Rv0197	Rv0196-Rv	2289	232231	234519	+	Possible ox	intermedia	Function unknown; probably involved in cellular metabolism.
241649	G	T	V:L	46	GTG	TTG	Rv0203	Rv0203-Rv	411	241514	241924	+	Possible ex	cell wall an	Unknown
246525	G	A	A:V	265	AAC	GTC	Rv0206c	mmpL3-mı	2835	244484	247318	-	Possible co	cell wall an	Unknown. Thought to be involved in fatty acid transport.
250499	G	T	R:L	127	CGC	CTC	Rv0210	Rv0209-Rv	1479	250120	251598	+	Hypothetic	conserved	Unknown
252250	C	T	R:C	157	CGC	TGC	Rv0211	pckA-pckA	1821	251782	253602	+	Probable ir	intermedia	Rate-limiting gluconeogenic enzyme [catalytic activity: GTP + oxaloacetate = GDP + phosphoenolpyruvate + CO2].
258039	C	T	R:Q	273	CGC	CAG	Rv0215c	fadE3-fadE	1074	257783	258856	-	Probable a	lipid metat	Function unknown, but involved in lipid degradation.
258120	G	A	T:M	246	CAT	ATG	Rv0215c	fadE3-fadE	1074	257783	258856	-	Probable a	lipid metat	Function unknown, but involved in lipid degradation.
270888	G	T	A:D	226	GCC	GAC	Rv0226c	Rv0226c-R	1731	269834	271564	-	Probable c	cell wall an	Unknown
293315	A	G	N:S	382	AAC	AGC	Rv0243	fadA2-fadA	1323	292171	293493	+	Probable a	lipid metat	Function unknown, but involved in lipid degradation [catalytic activity: acyl-CoA + acetyl-CoA = CoA + 3-oxoacyl-CoA].
309736	C	G	P:R	13	CCT	CGT	Rv0257	Rv0257-Rv	375	309699	310073	+	Conserved	conserved	Function unknown
312505	T	C	E:G	52	CAA	GGA	Rv0260c	Rv0258c-R	1146	311514	312659	-	Possible tr	regulatory	Could be involved in transcriptional mechanism.
325131	C	T	P:S	189	CCC	TCC	Rv0270	fadD2-fadE	1683	324567	326249	+	Probable fa	lipid metat	Function unknown, but involved in lipid degradation.
352067	A	G	S:G	74	AGC	GGC	Rv0288	esxG-Rv02	291	351848	352138	+	Low molec	cell wall an	Function unknown. May be involved in virulence.
365687	C	T	P:S	152	CCT	TCT	Rv0303	Rv0302-Rv	909	365234	366142	+	Probable d	intermedia	Function unknown; probably involved in cellular metabolism.
381810	C	G	P:A	419	CCC	GCC	Rv0312	Rv0312-Rv	1863	380556	382418	+	Conserved	conserved	Function unknown
382965	C	A	A:S	193	GTC	TCC	Rv0314c	Rv0314c-R	663	382879	383541	-	Possible co	cell wall an	Unknown
388954	C	T	H:Y	125	CAC	TAC	Rv0321	Rv0320-dc	573	388582	389154	+	Probable d	intermedia	Involved in interconversion of dCTP and dUTP [catalytic activity: dCTP + H2O = dUTP + NH3].
394114	C	T	Q:*	2	CAA	TAA	Rv0328	Rv0328-Rv	603	394111	394713	+	Possible tr	regulatory	Possibly involved in a transcriptional mechanism.
401914	T	C	I:V	417	CTG	GTC	Rv0337c	aspC-Rv03	1290	401873	403162	-	Probable a	intermedia	Generates oxaloacetate and L-glutamate from L-aspartate and 2-oxoglutarate [catalytic activity: L-aspartate + 2-oxoglutarat
403059	T	C	Q:R	35	CCA	CGG	Rv0337c	aspC-Rv03	1290	401873	403162	-	Probable a	intermedia	Generates oxaloacetate and L-glutamate from L-aspartate and 2-oxoglutarate [catalytic activity: L-aspartate + 2-oxoglutarat
440144	G	A	A:T	92	GCC	ACC	Rv0362	mgtE-mgtE	1383	439871	441253	+	Possible M	cell wall an	Thought to be involved in Mg2+ transport. Responsible for the translocation of the substrate across the membrane.
454182	G	A	P:L	64	GCT	CTG	Rv0376c	Rv0376c-R	1143	453230	454372	-	Conserved	conserved	Function unknown
454839	T	C	V:A	140	GTC	GCC	Rv0377	Rv0377-Rv	966	454421	455386	+	Probable tı	regulatory	Possibly involved in transcriptional mechanism.
454959	C	T	A:V	180	GCA	GTA	Rv0377	Rv0377-Rv	966	454421	455386	+	Probable tı	regulatory	Possibly involved in transcriptional mechanism.
464701	G	T	D:Y	431	GAT	TAT	Rv0386	Rv0386-Rv	3258	463411	466668	+	Probable tı	regulatory	Involved in transcriptional mechanism.

ACCEPTED MANUSCRIPT

ACCEPTED MANUSCRIPT

466028	C	A	A:E	873	GCG	GAG	Rv0386	Rv0386-Rv	3258	463411	466668	+	Probable tı regulatory Involved in transcriptional mechanism.
470713	A	G	D:G	235	GAC	GGC	Rv0391	purT-metZ	1221	470010	471230	+	Probable C intermedia Involved in methionine biosynthesis. Converts O-succinylhomoserine into homocysteine.
481781	G	A	S:L	484	CAA	TTG	Rv0402c	mmpL1-mı	2877	480355	483231	-	Probable o cell wall an Unknown. Thought to be involved in fatty acid transport.
485086	G	T	E:D	370	GAG	GAT	Rv0404	fadD30-pk	1758	483977	485734	+	Fatty-acid- lipid metat Function unknown, but involved in lipid degradation.
489143	C	A	T:K	1138	ACG	AAG	Rv0405	fadD30-pk	4209	485731	489939	+	Probable n lipid metat Polyketide synthase possibly involved in lipid synthesis.
494262	G	T	D:Y	138	GAC	TAC	Rv0409	fgd1-ackA	1158	493851	495008	+	Probable a intermedia Involved at the first step (of two) in the conversion of acetate to acetyl-CoA [catalytic activity: ATP + acetate = ADP + acetyl
517679	T	G	Q:P	42	CGC	CCG	Rv0428c	xthA-def	909	516895	517803	-	GCN5-relat intermedia Acetylation, substrate unknown
522543	A	G	L:P	664	CGC	CCC	Rv0435c	Rv0435c-p	2187	522347	524533	-	Putative cc cell wall an ATPase; possibly catalyzes the transport of undetermined substrate with hydrolyse of ATP [catalytic activity: ATP + H(2)O +
540443	C	A	G:V	350	CAA	GTT	Rv0450c	Rv0449c-m	2904	538588	541491	-	Probable o cell wall an Unknown. Thought to be involved in fatty acid transport.
542782	G	C	R:P	214	CGC	CCC	Rv0452	Rv0452-Rv	711	542142	542852	+	Possible tr regulatory Possibly involved in transcriptional mechanism.
552378	G	A	C:Y	118	TGC	TAC	Rv0461	Rv0460-Rv	525	552026	552550	+	Probable tı cell wall an Unknown
556576	C	T	A:V	40	GCT	GTT	Rv0466	Rv0466-Rv	795	556458	557252	+	Conserved conserved Function unknown
559157	T	C	V:A	88	GTG	GCG	Rv0468	fadB2-fadE	861	558895	559755	+	3-hydroxyt lipid metat Butyrate/butanol-producing pathway [catalytic activity: (S)-3-hydroxybutanoyl-CoA + NADP+ = 3-acetoacetyl-CoA + NADPH]
560372	G	A	R:Q	162	CGG	CAG	Rv0469		861	559888	560748	+	Possible m lipid metat Involved in mycolic acid modification or synthesis.
574054	A	G	H:R	24	CAC	CGC	Rv0485	Rv0485-Rv	1317	573984	575300	+	Possible tr regulatory Possibly involved in transcriptional mechanism.
577304	G	A	S:N	173	AGC	AAC	Rv0487	Rv0486-Rv	552	576787	577338	+	Conserved conserved Function unknown
583306	G	T	L:I	25	CGG	ATC	Rv0492c	Rv0492c-R	1890	581489	583378	-	Probable o intermedia Function unknown; probably involved in cellular metabolism.
583611	C	T	A:T	32	GCG	ACC	Rv0492A	Rv0492c-R	330	583375	583704	-	Hypothetic conserved Unknown - 330
589591	A	G	T:A	137	ACC	GCC	Rv0499	Rv0496-pr	876	589183	590058	+	Conserved conserved Function unknown
598026	C	G	H:Q	276	CAC	CAG	Rv0507	mmpS2-Rv	2907	597199	600105	+	Probable o cell wall an Unknown. Thought to be involved in fatty acid transport.
606167	G	A	A:T	7	GCC	ACC	Rv0514	hemB-Rv0	300	606149	606448	+	Possible tr cell wall an Unknown
630742	G	C	G:R	235	GGT	CGT	Rv0538	Rv0538-Rv	1647	630040	631686	+	Possible co cell wall an Unknown
635645	C	A	E:D	77	GGA	GAT	Rv0543c	Rv0543c-R	303	635573	635875	-	Conserved conserved Function unknown
638092	G	C	S:R	275	TGG	AGG	Rv0547c	Rv0547c-R	885	638032	638916	-	Possible ox intermedia Function unknown; probably involved in cellular metabolism.
644926	C	T	A:V	146	GCC	GTC	Rv0553	Rv0552-bp	981	644490	645470	+	Probable n intermedia Possibly involved in menaquinone biosynthesis. Catalyzes a syn cycloisomerization [catalytic activity: 2,5-dihydro-5-oxofura
662066	G	A	G:S	258	GGT	AGT	Rv0570	Rv0569-nr	2079	661295	663373	+	Probable ri informatio Involved in the DNA replication pathway (at the first reaction). Provides the precursors necessary for DNA synthesis [catalyt
665370	G	A	A:V	5	GGA	GTC	Rv0572c	Rv0572c-R	342	665042	665383	-	Hypothetic conserved Unknown
669508	C	G	V:L	80	GAG	CTC	Rv0575c	Rv0575c-R	1167	668579	669745	-	Possible ox intermedia Function unknown; probably involved in cellular metabolism.
682522	G	T	T:N	584	CGC	AAC	Rv0585c	Rv0585c-R	2388	681885	684272	-	Probable c cell wall an Unknown
690284	T	C	F:S	409	TTC	TCC	Rv0591	Rv0586-mc	1446	689059	690504	+	Mce-famil virulence, ı Unknown, but thought to be involved in host cell invasion.
694162	T	C	L:P	309	CTG	CCG	Rv0594	Rv0586-mc	1551	693237	694787	+	Mce-famil virulence, ı Unknown, but thought involved in host cell invasion.
694996	G	A	A:V	79	GGC	GTA	Rv0595c	Rv0595c-R	393	694839	695231	-	Possible to virulence, ı Unknown
698525	C	G	*:S	157	CAT	TCA	Rv0601c	Rv0601c-R	471	698524	698994	-	Two compı regulatory Sensor part of a two component regulatory system.
703419	G	A	R:K	59	AGG	AAG	Rv0608	Rv0608-Rv	246	703244	703489	+	Possible ar virulence, ı Unknown
705440	G	A	A:V	157	GGC	GTG	Rv0610c	Rv0610c-R	1158	704752	705909	-	Hypothetic conserved Unknown
708173	C	A	G:V	448	GGA	GTC	Rv0613c	Rv0613c-R	2568	706948	709515	-	Unknown ı conserved Unknown
716413	G	T	A:S	2	GCG	TCG	Rv0623	Rv0623-Rv	255	716410	716664	+	Possible ar virulence, ı Unknown
716635	G	C	G:R	76	GGC	CGC	Rv0623	Rv0623-Rv	255	716410	716664	+	Possible ar virulence, ı Unknown
726595	G	T	T:N	571	ATT	AAC	Rv0631c	recD-recC	3294	725013	728306	-	Probable e informatio Involved in homologous recombination.
737854	A	G	L:S	99	TTT	TCG	Rv0643c	mmaA3-mı	882	737268	738149	-	Methoxy n lipid metat Involved in mycolic acids modification. Catalyzes unusual S-adenosyl-methionine-dependent transformation of a cis-olefin r
766044	A	C	Q:P	892	CAG	CCG	Rv0668	rpoC-rpoC	3951	763370	767320	+	DNA-direct informatio Catalyzes the transcription of DNA into RNA using the four ribonucleoside triphosphates as substrates [catalytic activity: N r
779682	C	T	G:D	120	CGC	GAT	Rv0679c	Rv0679c-R	498	779543	780040	-	Conserved conserved Function unknown
820424	C	T	G:R	26	TCC	AGG	Rv0727c	fucA-serA2	657	819843	820499	-	Possible L-i intermedia Involved in fucose metabolism (at the third step) [catalytic activity: L-fuculose 1-phosphate = glycerone phosphate + (S)-lact
821095	C	A	A:S	128	GGC	TCG	Rv0728c	fucA-serA2	981	820496	821476	-	Possible D- intermedia Involved at the first committed step in the 'phosphorylated' pathway of L-serine biosynthesis. Catalyzes the oxidation of D-3
825994	G	T	A:S	399	GCC	TCC	Rv0732	secY-mapA	1326	824800	826125	+	Probable p cell wall an Essential for protein export. Interacts with SECA|Rv3240c and SECE|Rv0638 to allow the translocation of proteins across th
856926	T	G	E:A	371	GAT	GCG	Rv0764c	Rv0762c-R	1356	856682	858037	-	Cytochrom intermedia Involved in sterol biosynthesis. Its precise biological substrate is not known. Catalyzes C14-demethylation of lanosterol, 24,2
862991	G	T	V:F	194	GTC	TTC	Rv0769	aldA-Rv07	747	862412	863158	+	Probable d intermedia Function unknown; probably involved in cellular metabolism.
865234	G	A	E:K	217	GAG	AAG	Rv0772	Rv0770-pu	1269	864586	865854	+	Probable p intermedia Involved in de novo purine biosynthesis (at the second step) [catalytic activity: ATP + 5-phosphoribosylamine + glycine = AD
866192	A	C	F:V	400	CCT	GTT	Rv0773c	ggtA-ggtA	1539	865851	867389	-	Probable b intermedia Besides the cephalosporin acylase I activity which converts GL-7ACA into 7-ACA; this enzyme displays some gamma glutamy
876243	G	T	Q:H	504	CAG	CAT	Rv0782	hemH-ptrB	1659	874732	876390	+	Probable p intermedia Cleaves peptide bonds on the C-terminal side of lysyl and argininyl residues [catalytic activity: hydrolysis of ARG-|-XAA and
882880	A	G	K:E	41	AAG	GAG	Rv0788	Rv0787A-p	675	882760	883434	+	Probable p intermedia Involved in de novo purine biosynthesis (at the fourth step) [catalytic activity: ATP + 5'-phosphoribosylformylglycinamide +
886939	T	C	L:P	74	CTG	CCG	Rv0793	Rv0793-Rv	306	886719	887024	+	Possible m intermedia Function unknown
898561	A	C	T:P	161	ACC	CCC	Rv0804	purL-Rv08	630	898081	898710	+	Conserved conserved Function unknown
939548	C	G	A:G	54	GCA	GGA	Rv0843	Rv0842-Rv	1005	939388	940392	+	Probable d intermedia Function unknown; probably involved in cellular metabolism.
943569	A	G	L:P	209	GTG	CCC	Rv0846c	Rv0846c-R	1515	942680	944194	-	Probable o intermedia May have multicopper oxidase activity.
943600	T	C	T:A	199	TTC	GCG	Rv0846c	Rv0846c-R	1515	942680	944194	-	Probable o intermedia May have multicopper oxidase activity.
956845	G	C	G:R	185	GGT	CGT	Rv0860	fadA-fadB	2163	956293	958455	+	Probable fa lipid metat Involved in fatty acid degradation (probably in fatty acid beta-oxidation cycle).
957102	G	C	E:D	270	GAG	GAC	Rv0860	fadA-fadB	2163	956293	958455	+	Probable fa lipid metat Involved in fatty acid degradation (probably in fatty acid beta-oxidation cycle).
961520	C	A	A:S	365	CTC	TCC	Rv0862c	Rv0862c-R	2271	960342	962612	-	Conserved conserved Function unknown

ACCEPTED MANUSCRIPT

ACCEPTED MANUSCRIPT

Position (H	Reference	Mutation	Gene	Length	Start	End	Orientatio	PRODUCT	FUNCTION.	FUNCTION
202304	A	AG	Rv0171	1548	200932	202479	+	Mce-family	virulence,	Unknown, but thought to be involved in host cell invasion.
214063	C	CG	Rv0182c	1113	213028	214140	-	Probable al	informatio	The sigma factor is an initiation factor that promotes attachment of the RNA polymerase to specific initiation sites
234258	G	GA	Rv0197	2289	232231	234519	+	Possible ox	intermedia	Function unknown; probably involved in cellular metabolism.
249324	TCGC	T	Rv0209	1086	249038	250123	+	Hypothetic	conserved	Unknown
262194	C	CACT	Rv0218	1329	260924	262252	+	Probable c	cell wall an	Unknown
487126	CT	C	Rv0405	4209	485731	489939	+	Probable n	lipid metab	Polyketide synthase possibly involved in lipid synthesis.
542568	ATC	A	Rv0452	711	542142	542852	+	Possible tra	regulatory	Possibly involved in transcriptional mechanism.
794998	GA	G	Rv0695	756	794715	795470	+	Conserved	conserved	Function unknown
817515	TG	T	Rv0724	1872	815663	817534	+	Possible pr	cell wall an	Involved in digestion of the cleaved signal peptides. This activity is necessary to maintain proper secretion of matu
880656	CA	C	Rv0785	1701	879340	881040	+	Conserved	conserved	Function unknown
1015784	CG	C	Rv0911	774	1015398	1016171	+	Conserved	conserved	Function unknown
1161075	AC	A	Rv1038c	297	1160855	1161151	-	ESAT-6 like	cell wall an	Function unknown
1272647	CGCGG	C	Rv1145	912	1272423	1273334	+	Probable c	cell wall an	Unknown. Thought to be involved in fatty acid transport.
1286274	GC	G	Rv1159	1296	1284992	1286287	+	Mannosylt	cell wall an	Polyprenol-phosphate-mannose dependent mannosyltransferase involved in phosphatidylinositol mannoside syntl
1320046	TG	T	Rv1182	1419	1320035	1321453	+	Probable c	lipid metab	Function unknown; thought to be involved in lipid metabolism.
1338056	GC	G	Rv1194c	1266	1337248	1338513	-	Conserved	conserved	Function unknown
1350923	CACTT	C	Rv1206	1794	1349332	1351125	+	Probable fa	lipid metab	Function unknown, but supposed involvement in lipid degradation.
1430113	G	GT	Rv1279	1587	1430062	1431648	+	Probable d	intermedia	Function unknown; probably involved in cellular metabolism, probably electron-transfer-linked.
1483225	GCGT	G	Rv1320c	1704	1482514	1484217	-	Possible ad	intermedia	Thought to play an essential role in regulation of cellular metabolism by catalysing the synthesis of a second messe
1717380	A	AT	Rv1522c	3441	1714172	1717612	-	Probable c	cell wall an	Unknown. Thought to be involved in fatty acid transport.
1725891	CG	C	Rv1527c	6327	1722083	1728409	-	Probable p	lipid metab	Involved in polyketide metabolism.
1745165	CT	C	Rv1543	1026	1745064	1746089	+	Possible fa	lipid metab	Thought to reduce acyl-CoA esters of fatty acids to fatty aldehydes.
1799446	A	AC	Rv1598c	411	1799073	1799483	-	Conserved	conserved	Function unknown
1900456	GGCCAAG	G	Rv1675c	735	1900241	1900975	-	Probable tr	regulatory	Involved in transcriptional mechanism
1986104	TTGTGGGC	T	Rv1754c	1692	1984979	1986670	-	Conserved	conserved	Function unknown
2363460	ATC	A	Rv2102	717	2363391	2364107	+	Conserved	conserved	Unknown
2449719	C	CA	Rv2187	1803	2448160	2449962	+	Long-chain	lipid metab	Function unknown, but involved in lipid degradation.
2682916	T	TCC	Rv2388c	1128	2682015	2683142	-	Probable o	intermedia	Involved in porphyrin biosynthesis. Anaerobic transformation of coproporphyrinogen-III into protoporphyrinogen-I
3100156	C	CCCCT	Rv2790c	1206	3098964	3100169	-	Probable li	cell wall an	Possibly catalyzes the transfer of a great variety of lipids between membranes.
3325117	T	TG	Rv2970c	1131	3324573	3325703	-	Probable li	intermedia	Function unknown; lipolytic enzyme involved in cellular metabolism.
3462145	A	AGGCGC	Rv3093c	1005	3461760	3462764	-	Hypothetic	intermedia	Function unknown; could be involved in cellular metabolism.
3682212	A	AC	Rv3298c	915	3682110	3683024	-	Possible es	cell wall an	Function unknown; lipolytic enzyme involved in cellular metabolism.
3956552	TC	T	Rv3520c	1044	3956325	3957368	-	Possible co	intermedia	Function unknown; probably involved in cellular metabolism.
4099393	AC	A	MTB00005	93	4099386	4099478	-	Putative sn	stable RNA	Unknown
4184740	AC	A	Rv3734c	1365	4184526	4185890	-	Putative tri	lipid metab	May be involved in synthesis of triacylglycerol
4337560	GC	G	Rv3860	1173	4336777	4337949	+	Conserved	conserved	Function unknown
4388930	CG	C	Rv3903c	2541	4387892	4390432	-	Hypothetic	conserved	Unknown

ACCEPTED MANUSCRIPT

ACCEPTED MANUSCRIPT

and then is released

re proteins across the membrane.

hesis

enger, cAMP. May be involved in virulence [catalytic activity: ATP = 3',5'-cyclic AMP + pyrophosphate]

IX.

ACCEPTED MANUSCRIPT

ACCEPTED MANUSCRIPT

Position (H	Reference	Mutation	Gene	Length	Start	End	Orientatio	PRODUCT	FUNCTION	FUNCTION
315215	GC	G	Rv0263c	903	314864	315766	-	Conserved	conserved	Function unknown
1183299	CG	C	Rv1059	1065	1182391	1183455	+	Conserved	conserved	Function unknown
2007978	CG	C	Rv1774	1341	2007832	2009172	+	Probable o	intermedia	Function unknown; probably involved in cellular metabo

ACCEPTED MANUSCRIPT

ACCEPTED MANUSCRIPT

	Functional cat	4141-04	4783-04	533604	541504	823602	95-0545	chimpBIG	ERR150045	inferred	M-orygis	MAFLineag	Mbovis-rav	Meerkat-M	Mt256	MTB-GM-1	Mycobacte	Mycobacte	N0091	N0092	N0115	SRR006916	SRR006917	SRR006918	SRR006919	SRR006920	SRR014814	SRR022869	SRR022870	SRR022872	SRR022873	SRR022874	T17	T92	Average	Min	Max
Rv0001	information pathways	0.833905	0.833905	0.833905	0.833905	0.833905	0.833905	0.833326	0.833905	0.833905	0.833905	0.833905	0.834167	0.833905	0.833905	0.833905	0.833905	0.833905	0.833905	0.833905	0.833905	0.833905	0.833905	0.833905	0.833905	0.833905	0.833905	0.833905	0.833905	0.833905	0.833905	0.833905	0.829118	0.833905	0.83375	0.829118	0.834167
Rv0003	information pathways	1.1146	1.11692	1.11692	1.11692	1.11692	1.11692	1.11091	1.11624	1.11692	1.1178	1.11128	1.1178	1.12097	1.11692	1.11692	1.10993	1.10993	1.11692	1.11692	1.11692	1.11692	1.11692	1.11299	1.11692	1.11692	1.11692	1.11692	1.11692	1.11692	1.11692	1.11299	1.11692	1.11692	1.11599	1.10993	1.12097
Rv0004	conserved hypotheticals	1.04054	1.04054	1.04054	1.04054	1.04054	1.04054	1.04054	1.04054	1.04054	1.01152	1.04054	1.04054	1.04054	1.04054	1.04054	1.04054	1.04054	1.04054	1.04054	1.04054	1.04054	1.04054	1.04054	1.04054	1.04054	1.04054	1.04054	1.04054	1.04054	1.04054	1.04765	1.04054	1.04054	1.039876	1.01152	1.04765
Rv0005	information pathways	0.73965	0.738037	0.73965	0.73965	0.739163	0.732818	0.738997	0.738037	0.738037	0.744488	0.73965	0.73576	0.73965	0.738037	0.749591	0.73965	0.73965	0.738743	0.73965	0.73965	0.732818	0.738037	0.738037	0.735928	0.735928	0.738037	0.738037	0.738037	0.738037	0.737806	0.738037	0.732818	0.732818	0.738271	0.732818	0.749591
Rv0008c	cell wall and cell processes	0.812335	0.817723	0.817723	0.817723	0.817723	0.817723	0.817723	0.82334	0.817723	0.817723	0.817723	0.817723	0.817723	0.82166	0.817723	0.817723	0.817723	0.817723	0.817723	0.817723	0.817723	0.818568	0.817723	0.834339	0.834339	0.817723	0.817723	0.817723	0.817723	0.817723	0.818568	0.817723	0.817723	0.818907	0.812335	0.834339
Rv0010c	cell wall and cell processes	0.91411	0.914286	0.91411	0.91411	0.91411	0.92926	0.91411	0.914286	0.919882	0.961218	0.91411	0.913802	0.91411	0.906653	0.914286	0.919882	0.919882	0.91411	0.91411	0.91411	0.920611	0.914286	0.914286	0.920611	0.920611	0.914286	0.914286	0.914286	0.914286	0.914286	0.909042	0.898338	0.898338	0.915821	0.898338	0.961218
Rv0011c	cell wall and cell processes	0.614311	0.614311	0.614311	0.614311	0.614311	0.614311	0.614311	0.614311	0.614311	0.614311	0.614311	0.614311	0.614311	0.614311	0.614311	0.614311	0.614311	0.614311	0.614311	0.614311	0.612451	0.614311	0.614311	0.614311	0.614311	0.614311	0.614311	0.614311	0.614311	0.614311	0.614311	0.614311	0.614311	0.614255	0.612451	0.614311
Rv0015c	regulatory proteins	1.02399	1.03367	1.02399	1.02399	1.02399	1.02399	1.02399	1.02399	1.02399	1.02399	1.025	1.02399	1.02399	1.02399	1.03537	1.02399	1.02399	1.02556	1.02399	1.02399	1.02399	1.02399	1.03367	1.02399	1.02399	1.0373	1.0373	1.02399	1.02399	1.02399	1.02399	1.02399	1.02399	1.025806	1.02399	1.0373
Rv0016c	cell wall and cell processes	0.866197	0.863342	0.866197	0.866197	0.866197	0.866197	0.866197	0.866197	0.866197	0.868588	0.866197	0.866197	0.866197	0.863189	0.866197	0.866197	0.866197	0.866197	0.886391	0.866197	0.874296	0.866197	0.866197	0.866197	0.866197	0.866197	0.866197	0.866197	0.861003	0.866197	0.866197	0.866197	0.866197	0.866792	0.861003	0.886391
Rv0017c	cell wall and cell processes	0.994303	0.994303	0.994303	0.994303	0.994303	0.994303	0.994398	0.994303	0.994303	0.994303	0.994303	0.994303	0.994303	0.994303	0.994968	0.994303	0.994303	0.994303	0.994303	0.994303	0.994303	0.994303	0.994303	0.994146	0.994146	0.994303	0.994303	0.994303	0.994303	0.994303	0.994303	0.994303	0.994303	0.994317	0.994146	0.994968
Rv0019c	regulatory proteins	0.862811	0.862811	0.853081	0.862811	0.853081	0.862811	0.862811	0.862811	0.862811	0.862811	0.860616	0.8553	0.862811	0.862811	0.862811	0.862811	0.862811	0.860616	0.860616	0.860616	0.862811	0.862811	0.862811	0.862811	0.862811	0.862811	0.862811	0.862811	0.862811	0.862811	0.862811	0.862811	0.862811	0.861728	0.853081	0.862811
Rv0020c	regulatory proteins	0.661437	0.660185	0.664666	0.664689	0.664666	0.660185	0.66446	0.660185	0.660185	0.658578	0.658578	0.677357	0.662257	0.664051	0.660185	0.660213	0.660213	0.662257	0.662257	0.662257	0.654481	0.650555	0.660185	0.652659	0.660185	0.660185	0.660185	0.660185	0.660185	0.656495	0.654248	0.656495	0.656495	0.660345	0.650555	0.677357
Rv0022c	regulatory proteins	0.95114	0.95114	0.95114	0.95114	0.884731	0.95114	0.95114	0.95114	0.95114	0.95114	0.944735	0.95114	0.95114	0.95114	0.95114	0.95114	0.95114	0.944735	0.944735	0.944735	0.95114	0.95114	0.95114	0.95114	0.95114	0.95114	0.95114	0.95114	0.95114	0.95114	0.95114	0.933159	0.933159	0.947261	0.884731	0.95114
Rv0024	virulence, detoxification, adaptation	1.01023	1.01023	1.01023	1.01023	1.01023	1.01152	1.01023	1.01023	1.01023	1.01023	1.01023	1.01023	1.01023	1.01023	1.01023	1.01023	1.01023	1.01023	1.01023	1.01023	1.01023	1.01023	1.01023	1.01023	1.01023	1.01023	1.02231	1.01023	1.01023	1.01023	1.01023	1.01023	1.01023	1.00982	0.983344	1.02231
Rv0027	conserved hypotheticals	0.624784	0.624784	0.624784	0.624784	0.624784	0.624784	0.624784	0.624784	0.624784	0.624784	0.624784	0.624784	0.624784	0.624784	0.624784	0.624784	0.624784	0.624784	0.624784	0.624784	0.624784	0.624784	0.624784	0.624784	0.624784	0.624784	0.624784	0.624784	0.624784	0.624784	0.624784	0.624784	0.624784	0.624784	0.624784	0.624784
Rv0028	conserved hypotheticals	0.707007	0.707007	0.707007	0.707007	0.707007	0.707007	0.707007	0.707007	0.707007	0.707007	0.707007	0.707007	0.707007	0.707007	0.707007	0.70104	0.70104	0.707007	0.707007	0.707007	0.707007	0.707007	0.707007	0.707007	0.707007	0.707007	0.707007	0.707007	0.707007	0.707007	0.707007	0.707007	0.707007	0.706645	0.70104	0.707007
Rv0029	conserved hypotheticals	0.807671	0.802007	0.807671	0.807671	0.807671	0.798343	0.798901	0.798343	0.798343	0.798343	0.807671	0.802021	0.798343	0.790619	0.798343	0.804783	0.804783	0.807671	0.807671	0.807671	0.794433	0.802679	0.791614	0.798343	0.798343	0.798343	0.798343	0.798343	0.798343	0.798343	0.798343	0.798343	0.798343	0.800809	0.790619	0.807671
Rv0030	conserved hypotheticals	0.895184	0.895184	0.895184	0.895184	0.895184	0.895184	0.895184	0.895184	0.895184	0.895184	0.895184	0.895184	0.895184	0.895184	0.895184	0.103767	0.895184	0.895184	0.895184	0.895184	0.895184	0.895184	0.895184	0.895184	0.895184	0.895184	0.895184	0.895184	0.895184	0.895184	0.895184	0.895184	0.895184	0.899502	0.895184	1.03767
Rv0032	intermediary metabolism and respiration	0.846066	0.849459	0.845108	0.845108	0.845108	0.846066	0.845108	0.847745	0.846066	0.845108	0.847892	0.846066	0.845108	0.846066	0.845686	0.846066	0.853307	0.845108	0.845108	0.845108	0.846066	0.847745	0.847745	0.846066	0.846066	0.850003	0.850003	0.850003	0.84814	0.84814	0.847745	0.846066	0.846066	0.846858	0.845108	0.853307
Rv0033	lipid metabolism	0.692044	0.692044	0.692044	0.692044	0.692044	0.692044	0.692044	0.692044	0.692044	0.692044	0.725374	0.639382	0.692044	0.692044	0.692044	0.692044	0.692044	0.692044	0.692044	0.692044	0.692044	0.692044	0.692044	0.692044	0.692044	0.692044	0.692044	0.692044	0.692044	0.692044	0.692044	0.692044	0.692044	0.691458	0.639382	0.725374
Rv0034	conserved hypotheticals	0.914098	0.895707	0.877307	0.877307	0.877307	0.895707	0.895707	0.917375	0.895707	0.895707	0.895707	0.895707	0.895707	0.895707	0.895707	0.895707	0.895707	0.895707	0.895707	0.895707	0.895707	0.895707	0.895707	0.895707	0.895707	0.895707	0.895707	0.895707	0.895707	0.925157	0.895707	0.895707	0.895707	0.896141	0.877307	0.925157
Rv0036c	conserved hypotheticals	0.875645	0.872128	0.875645	0.875645	0.875645	0.875645	0.875645	0.872128	0.875645	0.875645	0.875645	0.875645	0.875645	0.875645	0.877027	0.872128	0.877561	0.877561	0.875645	0.875645	0.875645	0.865513	0.872128	0.884207	0.875645	0.875645	0.852684	0.852684	0.852684	0.856046	0.852684	0.872128	0.869252	0.869252	0.871458	0.852684
Rv0037c	cell wall and cell processes	0.856714	0.856714	0.856714	0.856714	0.864417	0.856714	0.856714	0.856714	0.856714	0.857668	0.856714	0.856714	0.856714	0.856714	0.860249	0.862501	0.862501	0.856714	0.856714	0.856714	0.856714	0.856714	0.856714	0.856714	0.856714	0.856714	0.856714	0.856714	0.856714	0.855367	0.856714	0.855689	0.855689	0.857331	0.855367	0.864417
Rv0039c	cell wall and cell processes	0.89016	0.890373	0.89016	0.89016	0.89016	0.89016	0.89016	0.890373	0.89016	0.89016	0.89016	0.89016	0.89016	0.89016	0.890373	0.89016	0.89016	0.89016	0.89016	0.89016	0.89016	0.89016	0.89016	0.890373	0.900232	0.89016	0.89016	0.89016	0.89016	0.89016	0.89016	0.89016	0.89016	0.890491	0.89016	0.900232
Rv0041	information pathways	0.87199	0.868203	0.870973	0.870973	0.871864	0.870973	0.873946	0.869078	0.870973	0.87391	0.870973	0.874459	0.870973	0.868203	0.868203	0.872877	0.863912	0.870973	0.870973	0.870973	0.869986	0.868203	0.868203	0.870646	0.870973	0.868557	0.868557	0.868557	0.868557	0.868203	0.868203	0.870973	0.870973	0.870182	0.863912	0.874459
Rv0046c	intermediary metabolism and respiration	0.615908	0.611018	0.615908	0.615908	0.615908	0.614688	0.611672	0.611018	0.614688	0.614688	0.615908	0.614688	0.614688	0.614688	0.611018	0.610853	0.610853	0.615908	0.615908	0.615908	0.614688	0.614688	0.611018	0.614688	0.614688	0.614688	0.614688	0.614688	0.614688	0.614688	0.614688	0.611018	0.611018	0.613993	0.610853	0.615908
Rv0048c	cell wall and cell processes	0.598591	0.597406	0.598591	0.598591	0.598591	0.598591	0.598591	0.597406	0.598591	0.598591	0.598591	0.599868	0.600848	0.598591	0.597406	0.601573	0.601573	0.598591	0.598591	0.598591	0.598591	0.598591	0.598591	0.597406	0.598591	0.598591	0.598591	0.598591	0.598591	0.598591	0.598591	0.598591	0.598591	0.598735	0.597406	0.601573
Rv0049	conserved hypotheticals	0.946839	0.946839	0.946839	0.946839	0.946839	0.946839	0.946839	0.946839	0.946839	0.946839	0.946839	0.950436	0.946839	0.946839	0.946839	0.946839	0.946839	0.946839	0.946839	0.946839	0.946839	0.946839	0.946839	0.946839	0.946839	0.946839	0.946839	0.946839	0.946839	0.946839	0.946839	0.946839	0.946839	0.946948	0.946839	0.950436
Rv0052	conserved hypotheticals	0.791334	0.791334	0.791334	0.791334	0.791334	0.791334	0.791334	0.791334	0.791334	0.791334	0.791334	0.791334	0.791334	0.795566	0.791334	0.791334	0.791334	0.791334	0.791334	0.791334	0.791334	0.791334	0.791334	0.791334	0.791334	0.791334	0.791334	0.791334	0.791334	0.791334	0.791334	0.791334	0.791334	0.791462	0.791334	0.795566
Rv0057	conserved hypotheticals	0.986586	0.986586	0.986586	0.986586	0.986586	0.986586	0.986586	0.986586	0.986586	0.986586	0.986586	0.986586	0.986586	0.986586	0.986586	1.02573	1.02573	0.986586	0.986586	0.986586	0.986586	0.986586	0.986586	0.986586	0.986586	0.986586	0.986586	0.986586	0.986586	0.986586	0.986586	0.986586	0.986586	0.988958	0.986586	1.02573
Rv0063	intermediary metabolism and respiration	0.746041	0.746664	0.742328	0.742328	0.742328	0.747266	0.746041	0.746041	0.746041	0.748104	0.746041	0.746041	0.746041	0.746041	0.746041	0.746041	0.746041	0.746041	0.746041	0.746041	0.747266	0.746038	0.746041	0.747266	0.747266	0.746041	0.746041	0.746041	0.746041	0.746041	0.746325	0.747266	0.747266	0.746016	0.742328	0.748104
Rv0064	cell wall and cell processes	0.742833	0.748842	0.744112	0.744112	0.744112	0.744112	0.745558	0.741935	0.744112	0.744019	0.744112	0.741032	0.744112	0.74501	0.74558	0.754817	0.747797	0.745986	0.744112	0.744112	0.744112	0.744112	0.744136	0.74558	0.744112	0.744112	0.744112	0.747221	0.744112	0.744112	0.745078	0.744136	0.744112	0.744832	0.741032	0.754817
Rv0064A	virulence, detoxification, adaptation	0.863071	0.863071	0.863071	0.863071	0.863071	0.863071	0.863071	0.863071	0.863071	0.863071	0.863071	0.855158	0.863071	0.863071	0.863071	0.863071	0.863071	0.863071	0.863071	0.863071	0.863071	0.863071	0.863071	0.863071	0.863071	0.863071	0.863071	0.863071	0.863071	0.863071	0.863071	0.863071	0.863071	0.862831	0.855158	0.863071
Rv0065	virulence, detoxification, adaptation	1.01558	1.01558	1.01558	1.01558	1.01558	1.01558	1.01558	1.01558	1.01558	1.01558	1.01558	1.01558	1.01558	1.01558	1.01558	1.01558	1.01558	1.01558	1.01558	1.01558	1.01558	1.01558	1.01558	1.01558	1.01558	1.01558	1.01558	1.01558	1.02418	1.01558	1.01558	1.01558	1.01558	1.015841	1.01558	1.02418
Rv0066c	intermediary metabolism and respiration	0.660643	0.665193	0.660643	0.660643	0.660643	0.665193	0.660192	0.665193	0.665193	0.660643	0.661493	0.661278	0.660643	0.669246	0.674283	0.662907	0.662907	0.661493	0.661493	0.661493	0.665193	0.661679	0.665193	0.676241	0.677214	0.665193	0.665193	0.665193	0.665193	0.665193	0.660443	0.665193	0.665193	0.664355	0.660192	0.677214
Rv0067c	regulatory proteins	1.207	1.207	1.207	1.207	1.207	1.19361	1.207	1.207	1.207	1.207	1.207	1.207	1.207	1.207	1.207	1.207	1.207	1.207	1.207	1.207	1.19361	1.207	1.207	1.19361	1.19361	1.207	1.207	1.207	1.207	1.207	1.19361	1.19361	1.19361	1.204565	1.19361	1.207
Rv0068	intermediary metabolism and respiration	1.05491	1.06339	1.06339	1.06339	1.06339	1.06339	1.06339	1.06546	1.06339	1.03824	1.05491	1.06339	1.06339	1.06339	1.06339	1.06977	1.06977	1.05491	1.05491	1.05491	1.06339	1.06339	1.06339	1.06339	1.06339	1.06339	1.06339	1.06339	1.06339	1.06339	1.06339	1.06339	1.05236	1.061458	1.03824	1.06977
Rv0069c	intermediary metabolism and respiration	0.815393	0.815393	0.815393	0.816441	0.815393	0.817815	0.815393	0.815393	0.815393	0.815393	0.815393	0.815393	0.815393	0.815393	0.815393	0.814185	0.814185	0.815393	0.817343	0.815393	0.815393	0.815393	0.815393	0.814291	0.815393	0.813808	0.815393	0.815393	0.815393	0.815393	0.815393	0.815393	0.815393	0.815403	0.813808	0.817815
Rv0070c	intermediary metabolism and respiration	0.733765	0.736278	0.731365	0.731365	0.731365	0.736278	0.733765	0.736278	0.736278	0.733765	0.733765	0.733765	0.733765	0.737327	0.736278	0.740851	0.736278	0.727948	0.733765	0.733765	0.738276	0.736278	0.736278	0.734	0.736278	0.736278	0.736278	0.736278	0.736278	0.736278	0.736278	0.736278	0.736278	0.735132	0.727948	0.740851
Rv0071	information pathways	0.817907	0.817907	0.817907	0.817907	0.817907	0.817907	0.817907	0.817907	0.817907	0.817907	0.817907	0.81122	0.827232	0.817907	0.817907	0.817907	0.817907	0.817907	0.822846	0.817907	0.817907	0.817907	0.817907	0.817907	0.817907	0.817907	0.817907	0.817907	0.817907	0.817907	0.817907	0.817907	0.817907	0.818137	0.81122	0.827232
Rv0072	cell wall and cell processes	0.8902	0.8902	0.8902	0.8902	0.8902	0.8902	0.891827	0.8902	0.8902	0.8902	0.8902	0.8902	0.8902	0.879926	0.8902	0.8902	0.8902	0.8902	0.8902	0.8902	0.8902	0.8902	0.8902	0.8902	0.8902	0.8902	0.8902	0.8902	0.8902	0.8902	0.8902	0.8902	0.8902	0.889938	0.879926	0.891827
Rv0074	conserved hypotheticals	1.07454	1.07454	1.07454	1.07454	1.07454	1.0659	1.07454	1.07454	1.07454	1.07454	1.07454	1.07454	1.07454	1.07454	1.07454	1.07454	1.07454	1.07454	1.07454	1.07454	1.07454	1.07454	1.07454	1.07454	1.07454	1.07454	1.07454	1.07454	1.07454	1.07454	1.06729	1.06794	1.073858	1.0659	1.07454
Rv0076c	cell wall and cell processes	0.771769	0.771769	0.771769	0.771769	0.771769	0.771769	0.771769	0.771769	0.771769	0.771769	0.782553	0.771769	0.771769	0.771769	0.771769	0.771769	0.771769	0.771769	0.771769	0.771769	0.771769	0.771769	0.771769	0.771769	0.771769	0.771769	0.771769	0.771769	0.771769	0.771769	0.771769	0.771769	0.771769	0.772096	0.771769	0.782553
Rv0078	regulatory proteins	0.770884	0.770884	0.770884	0.770884	0.770884	0.770884	0.770884	0.770884	0.770884	0.770884	0.770884	0.778745	0.770884	0.770884	0.770884	0.770884	0.788878	0.788878	0.770884	0.770884	0.770884	0.770884	0.770884	0.770884	0.770884	0.770884	0.770884	0.770884	0.770884	0.770884	0.770884	0.770884	0.770884	0.772451	0.770884	0.788878
Rv0078A	conserved hypotheticals	0.892234	0.892234	0.892234	0.892234	0.892234	0.892234	0.892234	0.892234	0.892234	0.892234	0.892234	0.892234	0.892234	0.892234	0.892234	0.881582	0.881582	0.892234	0.892234	0.892234	0.892234	0.892234	0.885356	0.892234	0.892234	0.872471	0.872471	0.872471	0.872471	0.872471	0.892234	0.892234	0.892234	0.888386	0.872471	0.892234
Rv0079	conserved hypotheticals	0.880565	0.880565	0.880565	0.880565	0.880565	0.880565	0.880565	0.880565	0.880565	0.880565	0.880565	0.880565	0.880565	0.880565	0.880565	0.880565	0.880565	0.880565	0.880565	0.880565	0.880565	0.880565	0.880565	0.880565	0.880565	0.877108	0.880565	0.880565	0.880565	0.880565	0.880565	0.880565	0.880565	0.88046	0.877108	0.880565
Rv0082	intermediary metabolism and respiration	0.916592	0.916592	0.916592	0.916592	0.916592	0.916592	0.916592	0.916592	0.916592	0.916592	0.916592	0.916592	0.916592	0.916592	0.916592	0.916592	0.916592	0.916592	0.916592	0.916592	0.916592	0.916592	0.916592	0.916592	0.916592	0.916592	0.916592	0.916592	0.916592	0.916592	0.916592	0.916592	0.916592	0.916592	0.916592	0.916592
Rv0089	intermediary metabolism and respiration	0.934665	0.934665	0.934665	0.934665	0.934665	0.934665	0.934665	0.934665	0.934665	0.934665	0.934665	0.934665	0.934665	0.934665	0.934665	0.934665	0.934665	0.934665	0.934665	0.934665	0.934665	0.934665	0.934665	0.934665	0.951854	0.951854	0.934665	0.934665	0.934665	0.934665	0.934665	0.934665	0.934665	0.935707	0.934665	0.951854
Rv0091	intermediary metabolism and respiration	0.970857	0.970857	0.970857	0.970857	0.970857	0.970857	0.970857	0.970857	0.970857	0.970857	0.970857	0.970857	0.98288	0.97805	0.970857	0.970857	0.970857	0.970857	0.970857	0.970857	0.970857	0.970857	0.970857	0.970857	0.970857	0.970857	0.970857	0.967756	0.970857	0.970857	0.970857	0.970857	0.970857	0.971345	0.967756	0.98288
Rv0092	cell wall and cell processes	0.898619	0.89203	0.902871	0.898619	0.898619	0.891229	0.897498	0.89484	0.89484	0.898619	0.898619	0.894686	0.89402	0.899342	0.895137	0.89484	0.89484	0.898619	0.898619	0.898619	0.89372	0.89484	0.89484	0.89484	0.89484	0.90223	0.90223	0.89484	0.89484	0.89484	0.89484	0.89484	0.89484	0.896415	0.891229	0.902871
Rv0097	intermediary metabolism and respiration	0.938674	0.938674	0.938674	0.938674	0.938674	0.936681	0.938674	0.938674	0.938674	0.938674	0.938674	0.938674	0.938674	0.938674	0.938674	0.938674	0.938674	0.938674	0.938674	0.938674	0.938674	0.938674	0.938674	0.938674	0.938674	0.938674	0.938674	0.938674	0.938674	0.938674	0.938674	0.938674	0.938674	0.938614	0.936681	0.938674
Rv0098	lipid metabolism	0.747259	0.747259	0.744695	0.744695	0.744695	0.747259	0.741363	0.747259	0.747259	0.725515	0.747259	0.747259	0.747259	0.747259	0.747259	0.747259	0.747259	0.747259	0.747259	0.747259	0.747259	0.747259	0.747259	0.747259	0.747259	0.747259	0.747259	0.747259	0.747259	0.747259	0.747259	0.747259	0.747259	0.746177	0.725515	0.747259
Rv0102	cell wall and cell processes	0.853119	0.86482	0.860382	0.860382	0.860382	0.860382	0.858064	0.860382	0.860382	0.861493	0.860382	0.860692	0.860382	0.860382	0.860382	0.860382	0.860382	0.860382	0.860382	0.860382	0.860382	0.860382	0.860382	0.860382	0.860382	0.860382	0.860382	0.859012	0.860382	0.860382	0.860382	0.860382	0.860382	0.860228	0.853119	0.86482
Rv0108c	conserved hypotheticals	0.919922	0.919922	0.919922	0.919922	0.919922	0.919922	0.919922	0.919922	0.919922	0.919922	0.919922	0.919922	0.919922	0.919922	0.919922	0.919922	0.919922	0.919922	0.919922	0.919922	0.919922	0.919922	0.919922	0.919922	0.919922	0.919922	0.919922	0.919922	0.919922	0.919922	0.919922	0.919922	0.919922	0.919922	0.919922	0.919922
Rv0110	cell wall and cell processes	0.862341	0.862341	0.862341	0.862341	0.862341	0.862341	0.862341	0.862341	0.862341	0.862341	0.862341	0.862341	0.862341	0.858742	0.862341	0.862341	0.862341	0.862341	0.862341	0.862341	0.870494	0.862341	0.862341	0.862341	0.862341	0.862341	0.862341	0.862341	0.862341	0.862341	0.862341	0.862341	0.862341	0.862479	0.858742	0.870494
Rv0111	intermediary metabolism and respiration	0.966144	0.960353	0.966144	0.966144	0.966144	0.965237	0.965237	0.965237	0.965237	0.964562	0.966144	0.965237	0.968415	0.967996	0.920828	0.963249	0.963249	0.966144	0.966144	0.966144	0.964586	0.965237	0.965237	0.965237	0.965237	0.961379	0.961379	0.961379	0.961369	0.965237	0.965237	0.965237	0.965237	0.963514	0.920828	0.968415
Rv0116c	cell wall and cell processes	0.874875	0.890134	0.874875	0.874875	0.874875	0.884855	0.890134	0.890134	0.890134	0.890134	0.874875	0.890134	0.890134	0.890134	0.890134	0.896642	0.896642	0.874875	0.874875	0.874875	0.886219	0.890134	0.881143	0.890134	0.890134	0.890134	0.890134	0.890134	0.890134	0.890134	0.890134	0.890134	0.890134	0.886278	0.874875	0.896642
Rv0119	lipid metabolism	0.987378	0.998062	0.991757	0.990234	0.991757	1.00148	0.991757	0.998062	0.998062	1.00624	0.987378	0.998062	0.991757	0.998062	0.998062	0.998062	0.998062	0.987378	0.987378	0.987378	1.00584	0.996361	0.998062	1.00526	1.00526	0.998062	0.998814	0.998062	0.998062

Rv0198c	intermediary metabolism and respiration	0.731302	0.731302	0.731302	0.731302	0.731302	0.731302	0.731302	0.731302	0.731302	0.731302	0.731302	0.731302	0.730203	0.731302	0.731302	0.731302	0.731302	0.731302	0.731302	0.731302	0.731302	0.731302	0.732831	0.732831	0.731302	0.731302	0.731302	0.731302	0.732133	0.731302	0.733481	0.733481	0.731519	0.730203	0.733481
Rv0199	cell wall and cell processes	1.09248	1.09248	1.09248	1.09248	1.09248	1.09248	1.09248	1.09248	1.09248	1.09248	1.09248	1.09248	1.09248	1.08281	1.09248	1.09248	1.09248	1.09248	1.09248	1.09248	1.09248	1.09248	1.09248	1.09248	1.09248	1.09248	1.09248	1.09248	1.09248	1.09248	1.09248	1.09248	1.092187	1.08281	1.09248
Rv0200	cell wall and cell processes	1.16879	1.16879	1.16879	1.16879	1.16879	1.14355	1.16879	1.16879	1.16879	1.16879	1.19662	1.16879	1.16879	1.17716	1.16879	1.16879	1.16879	1.16879	1.16879	1.16879	1.16879	1.16879	1.16879	1.16879	1.16879	1.16879	1.16879	1.16879	1.16879	1.16879	1.16879	1.16879	1.169122	1.14355	1.19662
Rv0201c	conserved hypotheticals	0.846235	0.846235	0.846235	0.846235	0.846235	0.846235	0.846235	0.846235	0.846235	0.846235	0.846235	0.846235	0.846235	0.846235	0.846235	0.846235	0.846235	0.846235	0.846235	0.846235	0.846235	0.854272	0.846235	0.846235	0.846235	0.846235	0.846235	0.846235	0.846235	0.846235	0.846235	0.846235	0.846479	0.846235	0.854272
Rv0205	cell wall and cell processes	0.870625	0.873815	0.870625	0.870625	0.876489	0.870625	0.870625	0.873815	0.870625	0.872314	0.870625	0.869993	0.870625	0.870625	0.873815	0.870625	0.870625	0.870625	0.870625	0.870625	0.87617	0.873815	0.873815	0.873815	0.873815	0.869428	0.873815	0.873815	0.873815	0.870625	0.870625	0.871933	0.869428	0.876489
Rv0208c	intermediary metabolism and respiration	0.948476	0.948476	0.948476	0.948476	0.948476	0.948476	0.948476	0.948476	0.948476	0.948476	0.948476	0.948476	0.948476	0.948476	0.964689	0.948476	0.948476	0.948476	0.948476	0.948476	0.948476	0.948476	0.948476	0.949196	0.948476	0.948476	0.948476	0.948476	0.948476	0.948476	0.948476	0.948476	0.948989	0.948476	0.964689
Rv0209	conserved hypotheticals	0.817155	0.814395	0.817155	0.817155	0.817155	0.817155	0.817155	0.814395	0.817155	0.817155	0.817155	0.817155	0.817155	0.817155	0.814395	0.817155	0.817155	0.817155	0.817155	0.817155	0.817155	0.814395	0.817155	0.817155	0.817155	0.817155	0.817155	0.817155	0.817155	0.817155	0.814395	0.814395	0.816653	0.814395	0.817155
Rv0212c	regulatory proteins	0.944008	0.941108	0.944008	0.944008	0.944008	0.941108	0.941108	0.941108	0.941108	0.941108	0.944008	0.941108	0.941108	0.941108	0.941108	0.941108	0.941108	0.944008	0.944008	0.944008	0.973213	0.941108	0.941108	0.942821	0.941108	0.941108	0.941108	0.941108	0.941108	0.941108	0.941108	0.941108	0.942836	0.941108	0.973213
Rv0213c	intermediary metabolism and respiration	0.772946	0.772946	0.772946	0.772946	0.772946	0.776895	0.772946	0.772946	0.772946	0.772946	0.773624	0.772946	0.772946	0.772946	0.774944	0.772946	0.772946	0.772946	0.772946	0.772946	0.776895	0.77491	0.772946	0.776895	0.776895	0.772946	0.772946	0.772946	0.772946	0.77491	0.776895	0.776895	0.773864	0.772946	0.776895
Rv0214	lipid metabolism	0.799474	0.797396	0.799474	0.799474	0.799474	0.797396	0.799474	0.797396	0.797396	0.799474	0.799474	0.799474	0.799474	0.797396	0.797396	0.799474	0.799474	0.800064	0.799474	0.799474	0.797396	0.803218	0.796144	0.797396	0.797396	0.797396	0.797396	0.801033	0.800286	0.797396	0.803218	0.797396	0.795483	0.79875	0.795483
Rv0215c	lipid metabolism	0.7627	0.7627	0.7627	0.7627	0.7627	0.7627	0.765689	0.7627	0.7627	0.7627	0.760098	0.7627	0.7627	0.7627	0.7627	0.7627	0.765474	0.765474	0.7627	0.7627	0.7627	0.7627	0.7627	0.7627	0.7627	0.7627	0.7627	0.7627	0.7627	0.7627	0.755505	0.766716	0.762686	0.755505	0.766716
Rv0216	intermediary metabolism and respiration	0.92948	0.92948	0.92948	0.92948	0.92948	0.921358	0.92948	0.92948	0.92948	0.92948	0.92948	0.92948	0.92948	0.92948	0.92948	0.92948	0.92948	0.92948	0.92948	0.92948	0.92948	0.92948	0.92948	0.919097	0.92948	0.92948	0.92948	0.92948	0.92948	0.92948	0.92948	0.92948	0.928919	0.919097	0.92948
Rv0220	intermediary metabolism and respiration	0.904312	0.904312	0.904312	0.904312	0.904312	0.897693	0.904312	0.904312	0.904312	0.904312	0.904312	0.904312	0.904312	0.904312	0.912934	0.904312	0.904312	0.904312	0.904312	0.904312	0.905208	0.904312	0.904312	0.905208	0.905208	0.904312	0.904312	0.904312	0.909902	0.90444	0.904312	0.900731	0.901585	0.904436	0.897693
Rv0221	lipid metabolism	0.805107	0.805107	0.805107	0.805107	0.804761	0.815863	0.805107	0.805107	0.805107	0.805107	0.805107	0.805107	0.805107	0.799466	0.805107	0.811676	0.811676	0.805107	0.805107	0.805107	0.815863	0.805323	0.80008	0.815863	0.815863	0.805107	0.807283	0.807283	0.807283	0.807283	0.805323	0.815863	0.815863	0.807404	0.799466
Rv0223c	intermediary metabolism and respiration	0.868089	0.868089	0.868089	0.868089	0.868089	0.868089	0.873675	0.868089	0.868089	0.868089	0.868089	0.875087	0.868089	0.868089	0.868089	0.868089	0.868089	0.868089	0.868089	0.868089	0.868089	0.865367	0.868089	0.868089	0.868089	0.867888	0.867888	0.867888	0.867888	0.863292	0.865367	0.868089	0.868089	0.868136	0.863292
Rv0227c	cell wall and cell processes	0.708545	0.703437	0.708545	0.708545	0.708545	0.706564	0.703437	0.703437	0.703437	0.703437	0.708545	0.709585	0.703437	0.710059	0.703437	0.703437	0.703437	0.707098	0.708545	0.708545	0.706564	0.703437	0.703437	0.706564	0.706564	0.703481	0.703437	0.703437	0.703437	0.703437	0.703437	0.706564	0.706564	0.705588	0.703437
Rv0228	intermediary metabolism and respiration	0.8163	0.825665	0.8163	0.8163	0.8163	0.825665	0.8163	0.825665	0.825665	0.8163	0.8163	0.8163	0.818313	0.825665	0.825665	0.825665	0.825665	0.8163	0.8163	0.8163	0.825665	0.825665	0.821526	0.825665	0.825665	0.825665	0.825665	0.825665	0.825665	0.825665	0.820897	0.820897	0.821906	0.8163	0.825665
Rv0232	regulatory proteins	0.877319	0.877319	0.877319	0.877319	0.877319	0.878274	0.877319	0.877319	0.877319	0.877319	0.877319	0.877319	0.877319	0.877319	0.877319	0.877319	0.877319	0.877319	0.877319	0.877319	0.877319	0.877319	0.925171	0.877319	0.837055	0.837055	0.837055	0.837055	0.895073	0.877319	0.877319	0.877319	0.874456	0.837055	0.925171
Rv0234c	intermediary metabolism and respiration	0.725865	0.725865	0.725865	0.725865	0.725865	0.725865	0.725865	0.725865	0.725865	0.725865	0.725865	0.725865	0.725865	0.725865	0.726969	0.725865	0.723689	0.725865	0.725865	0.725865	0.72505	0.725865	0.725865	0.725865	0.725865	0.725865	0.725865	0.725865	0.725865	0.725865	0.725865	0.725732	0.725804	0.723689	0.726969
Rv0236A	cell wall and cell processes	0.711702	0.70381	0.70381	0.70381	0.70381	0.70381	0.70381	0.70381	0.70381	0.70381	0.70381	0.70381	0.70381	0.70381	0.70381	0.70381	0.70381	0.70381	0.70381	0.70381	0.70381	0.70381	0.70381	0.70381	0.70381	0.70381	0.70381	0.70381	0.70381	0.70381	0.70381	0.70381	0.704049	0.70381	0.711702
Rv0239	virulence, detoxification, adaptation	0.731249	0.731249	0.731249	0.731249	0.731249	0.689788	0.731249	0.731249	0.731249	0.731249	0.731249	0.731249	0.731249	0.731249	0.731249	0.731249	0.731249	0.731249	0.731249	0.731249	0.731249	0.754044	0.731249	0.731249	0.731249	0.731249	0.731249	0.731249	0.731249	0.754044	0.731249	0.731249	0.731374	0.689788	0.754044
Rv0240	virulence, detoxification, adaptation	0.962974	0.975408	0.962974	0.962974	0.962974	0.975408	0.962974	0.975408	0.975408	0.954196	0.962974	0.962974	0.962974	0.975408	0.975408	0.969494	0.962974	0.962974	0.962974	0.962974	0.975408	0.975408	0.975408	0.975408	0.975408	0.975408	0.975408	0.975408	0.972254	0.975408	0.975408	0.975408	0.969969	0.954196	0.975408
Rv0244c	lipid metabolism	0.703023	0.703023	0.703023	0.703023	0.703023	0.703023	0.705176	0.703023	0.703023	0.703023	0.706457	0.704486	0.703023	0.703023	0.703023	0.703023	0.703023	0.706457	0.703023	0.703023	0.703023	0.719911	0.703023	0.703023	0.703023	0.703023	0.703023	0.703023	0.70603	0.701723	0.703023	0.702862	0.702862	0.703894	0.701723
Rv0249c	intermediary metabolism and respiration	0.754167	0.754167	0.754167	0.754167	0.754167	0.754167	0.754167	0.754167	0.754167	0.754167	0.754167	0.754167	0.749992	0.754167	0.754167	0.754167	0.754167	0.754167	0.74984	0.754167	0.754167	0.767242	0.754167	0.754167	0.754167	0.754167	0.754167	0.754167	0.751438	0.754167	0.767242	0.754167	0.754167	0.754619	0.74984
Rv0250c	conserved hypotheticals	0.742915	0.742915	0.742915	0.742915	0.742915	0.742915	0.742915	0.742915	0.742915	0.742915	0.742915	0.742915	0.742915	0.742915	0.742915	0.742915	0.742915	0.742915	0.742915	0.742915	0.742915	0.742915	0.742915	0.742915	0.742915	0.742915	0.742915	0.742915	0.742915	0.742915	0.742915	0.742915	0.742915	0.742915	0.742915
Rv0251c	virulence, detoxification, adaptation	0.568479	0.568479	0.568479	0.568479	0.568479	0.568479	0.568479	0.568479	0.568479	0.579264	0.581162	0.568479	0.568479	0.568479	0.568479	0.568479	0.568479	0.581162	0.568479	0.568479	0.568479	0.568479	0.568479	0.568479	0.568479	0.568479	0.568479	0.568479	0.568479	0.568479	0.568479	0.568479	0.569574	0.568479	0.581162
Rv0252	intermediary metabolism and respiration	0.836748	0.839686	0.841646	0.836748	0.841646	0.834861	0.845721	0.839686	0.834861	0.836748	0.836748	0.834861	0.834905	0.834617	0.841907	0.839686	0.839686	0.836748	0.836748	0.836748	0.834861	0.839686	0.834861	0.834861	0.834861	0.836092	0.836092	0.836092	0.836092	0.834861	0.834861	0.833667	0.837017	0.833667	0.845721
Rv0258c	conserved hypotheticals	1.14347	1.14347	1.13836	1.13836	1.13836	1.14347	1.14347	1.14347	1.14347	1.14347	1.14347	1.14347	1.14347	1.14347	1.14347	1.14347	1.14347	1.14347	1.14347	1.14347	1.14347	1.14347	1.14347	1.14347	1.14347	1.14347	1.14347	1.14347	1.14347	1.14347	1.14347	1.14347	1.143005	1.13836	1.14347
Rv0259c	conserved hypotheticals	1.12598	1.13878	1.13878	1.13878	1.13878	1.09872	1.14515	1.13457	1.13878	1.13878	1.13878	1.13878	1.14209	1.13878	1.13878	1.13457	1.13457	1.13878	1.13878	1.13878	1.13878	1.13878	1.13878	1.13878	1.13878	1.13878	1.13878	1.13878	1.13878	1.13878	1.13878	1.13878	1.137089	1.09872	1.14515
Rv0260c	regulatory proteins	0.925155	0.925155	0.925155	0.925155	0.925155	0.921685	0.917213	0.920569	0.925155	0.925155	0.921566	0.925155	0.925155	0.925155	0.925155	0.920569	0.920569	0.925155	0.925155	0.925155	0.925155	0.919528	0.925155	0.925155	0.925155	0.925155	0.925155	0.925155	0.925155	0.925155	0.925155	0.925155	0.924113	0.917213	0.925155
Rv0261c	cell wall and cell processes	0.76326	0.762965	0.76326	0.76326	0.76326	0.777467	0.759801	0.76326	0.76326	0.76326	0.76326	0.766999	0.76326	0.768768	0.76326	0.76326	0.76326	0.76326	0.76326	0.76326	0.76326	0.762965	0.76326	0.76326	0.76326	0.76326	0.76326	0.76326	0.76326	0.76326	0.76326	0.76326	0.763848	0.759801	0.777467
Rv0262c	virulence, detoxification, adaptation	0.657705	0.657705	0.657705	0.657705	0.657705	0.657705	0.657705	0.657705	0.657705	0.655263	0.657705	0.657705	0.657705	0.657705	0.657705	0.657705	0.657705	0.657705	0.657705	0.657705	0.657705	0.657705	0.657705	0.657705	0.657705	0.657705	0.657705	0.657705	0.657705	0.657705	0.657705	0.657705	0.657631	0.655263	0.657705
Rv0266c	intermediary metabolism and respiration	0.669808	0.669808	0.670424	0.670424	0.670424	0.670479	0.670424	0.669808	0.670424	0.672949	0.670424	0.670424	0.674227	0.670424	0.669808	0.669808	0.669808	0.670424	0.670424	0.670424	0.670424	0.669808	0.669808	0.670424	0.670424	0.669808	0.669433	0.669808	0.669808	0.673393	0.670782	0.670424	0.670424	0.670483	0.669433
Rv0267	cell wall and cell processes	0.716876	0.716876	0.716876	0.716876	0.716876	0.716876	0.716876	0.716876	0.716876	0.716876	0.716876	0.720025	0.716876	0.716876	0.716876	0.716876	0.716876	0.716876	0.716876	0.716876	0.71781	0.716876	0.716876	0.738537	0.716876	0.716876	0.716876	0.716876	0.719599	0.716876	0.716876	0.716876	0.717586	0.711846	0.738537
Rv0268c	conserved hypotheticals	0.830015	0.830015	0.830015	0.830015	0.830015	0.830015	0.830015	0.830015	0.830015	0.830015	0.830015	0.830015	0.848704	0.830015	0.830015	0.830015	0.830015	0.841525	0.830015	0.830015	0.830015	0.830015	0.830015	0.830015	0.830015	0.830015	0.830015	0.830015	0.830015	0.830015	0.830015	0.830015	0.83093	0.830015	0.848704
Rv0269c	conserved hypotheticals	0.744132	0.744132	0.749255	0.749255	0.749255	0.744132	0.744132	0.744132	0.744132	0.751392	0.744132	0.744132	0.744132	0.744132	0.744132	0.744132	0.744132	0.744132	0.744132	0.744132	0.745848	0.744132	0.744132	0.749368	0.749368	0.744132	0.744132	0.744132	0.744132	0.744132	0.744132	0.744132	0.745187	0.744132	0.751392
Rv0271c	lipid metabolism	0.728578	0.727848	0.727719	0.728578	0.727719	0.729909	0.727848	0.727848	0.727848	0.728829	0.728578	0.727848	0.728423	0.727848	0.727848	0.727848	0.727848	0.726392	0.728578	0.728578	0.723838	0.727848	0.727848	0.727848	0.727848	0.727848	0.727848	0.727848	0.727848	0.726901	0.727848	0.727848	0.727869	0.723838	0.729909
Rv0272c	conserved hypotheticals	0.735571	0.735571	0.736739	0.736739	0.736739	0.735571	0.735571	0.735571	0.735571	0.735571	0.739487	0.734144	0.735571	0.735571	0.735571	0.735571	0.735571	0.735571	0.735571	0.735571	0.734287	0.735571	0.742498	0.735571	0.735571	0.735571	0.735571	0.735554	0.735571	0.743431	0.736891	0.735571	0.735571	0.736201	0.734144
Rv0274	conserved hypotheticals	0.835339	0.835339	0.835339	0.835339	0.835339	0.835339	0.835339	0.835339	0.835339	0.835339	0.835339	0.835339	0.835339	0.835339	0.835339	0.835339	0.835339	0.835339	0.835339	0.835339	0.835339	0.835339	0.835339	0.835339	0.835339	0.835339	0.835339	0.835339	0.835339	0.835339	0.835339	0.835339	0.835339	0.835339	0.835339
Rv0275c	regulatory proteins	0.72902	0.747237	0.72902	0.72902	0.72902	0.72902	0.72902	0.747237	0.72902	0.732327	0.72902	0.72902	0.72902	0.746509	0.747237	0.747237	0.747237	0.72902	0.72902	0.72902	0.72902	0.747237	0.747237	0.72902	0.72902	0.747237	0.747237	0.747237	0.750069	0.747237	0.747237	0.72902	0.72902	0.736912	0.72902
Rv0277A	conserved hypotheticals	0.753866	0.774294	0.753866	0.753866	0.753866	0.731143	0.753866	0.774294	0.731143	0.753866	0.753866	0.753866	0.728511	0.731143	0.774294	0.774294	0.774294	0.726882	0.753866	0.753866	0.731143	0.774294	0.774294	0.710919	0.731143	0.774294	0.774294	0.774294	0.774294	0.774294	0.774294	0.731143	0.731143	0.754206	0.710919
Rv0282	cell wall and cell processes	0.789976	0.786648	0.791349	0.789976	0.789907	0.789976	0.789976	0.786648	0.789976	0.789976	0.789976	0.789976	0.789976	0.786063	0.786648	0.786648	0.786648	0.789976	0.789976	0.789976	0.789976	0.802621	0.786648	0.789976	0.789976	0.786063	0.786063	0.786063	0.786063	0.786063	0.802621	0.789976	0.789976	0.789465	0.786063
Rv0287	cell wall and cell processes	1.15968	1.15968	1.15968	1.15968	1.15968	1.15968	1.15968	1.15968	1.15968	1.15968	1.15968	1.15968	1.15968	1.15968	1.15968	1.15968	1.15968	1.15968	1.15968	1.15968	1.15968	1.15968	1.15968	1.15968	1.15968	1.15968	1.15968	1.15968	1.15968	1.15968	1.15968	1.15968	1.15968	1.15968	1.15968
Rv0289	cell wall and cell processes	0.782707	0.775803	0.775803	0.775803	0.775803	0.775803	0.775803	0.775803	0.775803	0.775803	0.775803	0.775803	0.775959	0.772213	0.775803	0.775803	0.775803	0.775803	0.775803	0.775803	0.772651	0.775803	0.775803	0.775803	0.775803	0.775803	0.790529	0.775803	0.775803	0.775803	0.775803	0.775803	0.776259	0.772213	0.790529
Rv0291	intermediary metabolism and respiration	0.9484	0.9484	0.9484	0.9484	0.9484	0.9484	0.9484	0.9484	0.9484	0.9484	0.9484	0.9484	0.9484	0.9484	0.9484	0.9484	0.9484	0.9484	0.9484	0.9484	0.9484	0.9484	0.9484	0.9484	0.9484	0.9484	0.9484	0.9484	0.9484	0.943043	0.9484	0.9484	0.948238	0.943043	0.9484
Rv0292	cell wall and cell processes	0.810433	0.810433	0.810433	0.810433	0.810433	0.810433	0.810433	0.806885	0.810433	0.810433	0.810433	0.810433	0.810433	0.810433	0.810433	0.806885	0.806885	0.810433	0.810433	0.810433	0.810433	0.810433	0.810433	0.810433	0.810433	0.810433	0.799313	0.810433	0.810433	0.810433	0.810433	0.810433	0.809773	0.799313	0.810433
Rv0294	intermediary metabolism and respiration	0.86397	0.86397	0.86397	0.86397	0.86397	0.86397	0.86397	0.86397	0.86397	0.86397	0.872238	0.86397	0.86397	0.86397	0.86397	0.86397	0.86397	0.872238	0.872238	0.872238	0.86397	0.856882	0.86397	0.861789	0.861789	0.86397	0.86397	0.86397	0.86397	0.856882	0.86397	0.86397	0.86441	0.856882	0.872238
Rv0295c	conserved hypotheticals	0.908872	0.908872	0.908872	0.908872	0.908872	0.908872	0.908872	0.908872	0.908872	0.908872	0.918312	0.908872	0.908872	0.908872	0.908872	0.908872	0.908872	0.908872	0.908872	0.908872	0.908872	0.908872	0.908872	0.908872	0.908872	0.908872	0.908872	0.908872	0.908872	0.908872	0.908872	0.908872	0.909158	0.908872	0.918312
Rv0296c	intermediary metabolism and respiration	0.929891	0.932906	0.932906	0.932906	0.932906	0.932906	0.932906	0.932906	0.932906	0.932906	0.929891	0.932906	0.934848	0.932906	0.932906	0.932906	0.932906	0.929891	0.929891	0.929891	0.932906	0.932906	0.932906	0.932906	0.932906	0.932906	0.932906	0.932906	0.932906	0.932906	0.932906	0.932906	0.928585	0.932377	0.928585
Rv0298	conserved hypotheticals	1.48684	1.48684	1.48684	1.48684	1.48684	1.48684	1.48684	1.48684	1.48684	1.48684	1.48684	1.48684	1.48684	1.48684	1.48684	1.48684	1.48684	1.48684	1.48684	1.48684	1.48684	1.48684	1.48684	1.48684	1.48684	1.48684	1.40999	1.48684	1.48684	1.48684	1.38748	1.38748	1.38748	1.38748	1.48684
Rv0300	virulence, detoxification, adaptation	1.42292	1.42292	1.42292	1.42292	1.42292	1.42292	1.42292	1.42292	1.42292	1.42292	1.42292	1.42292	1.42292	1.42292	1.42292	1.42292	1.42292	1.42292	1.42292	1.42292	1.42292	1.42292	1.42292	1.42292	1.42292	1.42292	1.42292	1.42292	1.42292	1.42292	1.42292	1.42292	1.42292	1.42292	1.42292
Rv0301	virulence, detoxification, adaptation	1.15352	1.15352	1.12043	1.12043	1.12043	1.15352	1.15352	1.15352	1.15352	1.15352	1.15352	1.15352	1.15352	1.15352	1.15352	1.15352	1.15352	1.15352	1.15352	1.15352	1.15352	1.15352	1.15352	1.15352	1.15352	1.15352	1.15352	1.15352	1.15352	1.15352	1.15352	1.15352	1.150512	1.12043	1.15352
Rv0306	intermediary metabolism and respiration	0.794667	0.794667	0.794667	0.794667	0.794667	0.794667	0.794667	0.794667	0.794667	0.794667	0.794667	0.794667	0.794667	0.794667	0.794667	0.794667	0.794667	0.794667	0.794667	0.794667	0.794667	0.794667	0.794667	0.794667	0.794667	0.794667	0.794667	0.794667	0.794667	0.794667	0.794667	0.794667	0.794667	0.794667	0.794667
Rv0310c	conserved hypotheticals	0.555691	0.555691	0.555691	0.555691	0.555691	0.550668	0.555691	0.555691	0.555691	0.555691	0.555691	0.555691	0.555691	0.555691	0.555691	0.555691	0.555691	0.555691	0.555691	0.555691	0.550699	0.555691	0.555691	0.550699	0.550699	0.555691	0.555691	0.555691	0.555691	0.555691	0.550699	0.550699	0.554782	0.550668	0.555691
Rv0311	conserved hypotheticals	0.685034	0.688148	0.685034	0.685034	0.685034	0.685034	0.685034	0.685034	0.685034	0.689773	0.685034	0.685034	0.685034	0.691196	0.685034	0.685034	0.685034	0.685034	0.685034	0.685034	0.685034	0.685034	0.685034	0.685034	0.685034	0.687233	0.687233	0.687233	0.687233	0.689559	0.685034	0.685034	0.685034	0.685034	0.691196
Rv0322	intermediary metabolism and respiration	0.970217	0.970217	0.970217	0.970217	0.970217	0.970217	0.970217	0.970217	0.970217	0.969879	0.970217	0.970217	0.970217	0.970217	0.970217	0.970217	0.970217	0.970217	0.970217	0.970217	0.970217	0.970217	0.970217	0.970217	0.970217	0.970217	0.970217	0.970217	0.970217	0.970217	0.970217	0.970217	0.970122	0.96743	0.970217
Rv0323c	conserved hypotheticals	0.781612	0.781612	0.781612	0.781612	0.781612	0.781612	0.781612	0.782684	0.781612	0.781612	0.781612	0.781612	0.781612	0.781612	0.781612	0.782684	0.782684	0.781612	0.781612	0.781612	0.781612	0.781612	0.781612	0.781612	0.781612	0.781612	0.781612	0.781612	0.782684	0.781612	0.781612	0.781612	0.781742	0.781612	0.782684
Rv0326	unknown	1.02943	1.02943	1.02943	1.02943	1.02943	1.02943	1.02943	1.02943	1.02943	1.03772	1.02943	1.04547	1.02943	1.02943	1.02943	1.02943	1.02943	1.02943	1.02943	1.02943	1.02943	1.02943	1.02943	1.02943	1.02943	1.02943	1.02943	1.02943	1.02943	1.02943	1.02943	1.02943	1.030167	1.02943	1.04547
Rv0327c	intermediary metabolism and respiration	0.806862	0.806862	0.806862	0.806862	0.806862	0.808043	0.806862	0.806862	0.806862	0.806862	0.806862	0.803175	0.806862	0.806862	0.806862	0.806862	0.806862	0.806862	0.801353	0.806862	0.808043	0.806862	0.806862	0.806862	0.806862	0.806862	0.806862	0.806862	0.799747	0.806862	0.806862	0.808043	0.810121	0.806574	0.799747
Rv0332	conserved hypotheticals	0.880901	0.880901	0.880901	0.880901	0.880901	0.880901	0.880901	0.880901	0.880901	0.880901	0.880901	0.871297	0.867506	0.880901	0.880901	0.880901	0.880901	0.87318	0.880901	0.880901	0.880901	0.880901	0.880901	0.880901	0.880901	0.880901	0.880

Rv0401	cell wall and cell processes	0.903471	0.903471	0.903471	0.903471	0.903471	0.903471	0.903471	0.903471	0.903471	0.903471	0.903471	0.903471	0.903471	0.903471	0.903471	0.903471	0.903471	0.903471	0.903471	0.903471	0.903471	0.903471	0.903471	0.903471	0.903471	0.903471	0.903471	0.903471	0.903471	0.903471	0.903471	0.903471	0.903471	0.903471	0.903471	0.903471	0.903471	0.903471	0.903471	0.903471
Rv0404	lipid metabolism	1.18845	1.18562	1.18562	1.18562	1.18562	1.18707	1.18909	1.18562	1.18562	1.18267	1.18562	1.17492	1.1805	1.18562	1.18562	1.18562	1.18562	1.18562	1.18562	1.18562	1.18434	1.18705	1.18562	1.18562	1.18562	1.1795	1.18836	1.18836	1.18398	1.19017	1.18705	1.18434	1.18562	1.185364	1.17492	1.19017
Rv0409	intermediary metabolism and respiration	0.992446	0.956189	0.992446	0.992446	0.99108	0.956189	0.959173	0.956189	0.956189	0.967271	0.992446	0.966293	0.960482	0.956189	0.956189	0.956189	0.956189	0.992446	0.992446	0.992446	0.965408	0.956189	0.950953	0.956189	0.956189	0.956189	0.956189	0.956189	0.956189	0.956189	0.956189	0.956189	0.956189	0.96592	0.950953	0.992446
Rv0412c	cell wall and cell processes	0.844578	0.85282	0.844578	0.844578	0.844578	0.844578	0.861423	0.85282	0.844578	0.852571	0.844578	0.844578	0.852969	0.836608	0.850619	0.85282	0.85282	0.844578	0.844578	0.844578	0.844578	0.844578	0.85282	0.85282	0.85282	0.844578	0.844578	0.844578	0.844578	0.844578	0.844578	0.844578	0.844578	0.847275	0.836608	0.861423
Rv0413	information pathways	0.740527	0.740527	0.740527	0.740527	0.740527	0.740527	0.740527	0.740527	0.740527	0.740527	0.740527	0.736559	0.740527	0.740527	0.740527	0.740527	0.740527	0.740527	0.740527	0.740527	0.740527	0.740527	0.740527	0.740527	0.740527	0.740527	0.740527	0.740527	0.740527	0.740527	0.740527	0.740527	0.740527	0.740407	0.736559	0.740527
Rv0421c	conserved hypotheticals	0.895547	0.90632	0.90632	0.90632	0.90632	0.90632	0.90632	0.90632	0.90632	0.90632	0.90632	0.90632	0.90632	0.90632	0.90632	0.90632	0.90632	0.90632	0.90632	0.90632	0.90632	0.90632	0.90632	0.90632	0.90632	0.90632	0.90632	0.90632	0.925709	0.90632	0.90632	0.90632	0.90632	0.906581	0.895547	0.925709
Rv0422c	intermediary metabolism and respiration	0.887658	0.876295	0.88511	0.88511	0.88511	0.876295	0.876295	0.876295	0.876295	0.876295	0.876295	0.88511	0.914239	0.876295	0.876295	0.876295	0.876295	0.876295	0.88511	0.88511	0.876295	0.876295	0.876295	0.876295	0.876295	0.876295	0.876295	0.876295	0.876295	0.876295	0.876295	0.876295	0.876887	0.879695	0.876295	0.914239
Rv0423c	intermediary metabolism and respiration	0.754189	0.754189	0.754189	0.754189	0.754189	0.754189	0.754189	0.754189	0.754189	0.754089	0.754189	0.754189	0.754189	0.754189	0.754189	0.754189	0.754189	0.754903	0.754189	0.754189	0.749997	0.754189	0.754189	0.754189	0.754189	0.754189	0.749221	0.754189	0.754189	0.754189	0.754189	0.754189	0.754189	0.75393	0.749221	0.754903
Rv0424c	conserved hypotheticals	0.928402	0.928402	0.928402	0.928402	0.928402	0.928402	0.928402	0.928402	0.928402	0.928402	0.928402	0.928402	0.928402	0.928402	0.928402	0.928402	0.928402	0.928402	0.928402	0.890541	0.928402	0.928402	0.928402	0.928402	0.928402	0.928402	0.928402	0.928402	0.928402	0.928402	0.928402	0.928402	0.928402	0.927255	0.890541	0.928402
Rv0425c	cell wall and cell processes	0.98506	0.984432	0.98562	0.98562	0.985672	0.984432	0.989817	0.986074	0.986818	0.98601	0.98562	0.984432	0.986818	0.986818	0.988737	0.986074	0.986074	0.98562	0.98562	0.98562	0.986818	0.984432	0.984432	0.986074	0.986074	0.984432	0.984432	0.984432	0.984432	0.985469	0.984432	0.984432	0.984432	0.985615	0.984432	0.989817
Rv0426c	cell wall and cell processes	1.25553	1.25553	1.25553	1.25553	1.25553	1.25553	1.25553	1.25553	1.25553	1.25553	1.25553	1.25553	1.25553	1.25553	1.25553	1.25553	1.25553	1.25553	1.25553	1.25553	1.25553	1.25553	1.25553	1.25553	1.25553	1.25553	1.26458	1.25553	1.25553	1.25553	1.25553	1.25553	1.25553	1.255804	1.25553	1.26458
Rv0427c	information pathways	0.740225	0.740225	0.740225	0.740225	0.740225	0.740225	0.740225	0.740225	0.740225	0.740225	0.740225	0.740225	0.740225	0.740225	0.740225	0.740225	0.740225	0.740225	0.740225	0.740225	0.740225	0.740225	0.740225	0.740225	0.740225	0.740225	0.740225	0.740225	0.740225	0.741245	0.743304	0.740225	0.740225	0.740349	0.740225	0.743304
Rv0429c	information pathways	0.888922	0.826585	0.888922	0.888922	0.888922	0.826585	0.826585	0.826585	0.826585	0.826585	0.888922	0.826585	0.826585	0.826585	0.826585	0.826585	0.826585	0.888922	0.888922	0.888922	0.826585	0.826585	0.826585	0.826585	0.826585	0.826585	0.826585	0.826585	0.826585	0.826585	0.826585	0.826585	0.826585	0.841697	0.826585	0.888922
Rv0434	conserved hypotheticals	0.913105	0.916717	0.913105	0.913105	0.913105	0.913105	0.913105	0.916717	0.913105	0.913105	0.913105	0.913105	0.913105	0.913105	0.916717	0.916717	0.916717	0.913105	0.913105	0.913105	0.913105	0.916717	0.916717	0.916717	0.916717	0.916717	0.916717	0.916717	0.916717	0.916717	0.916717	0.913105	0.913105	0.914747	0.913105	0.916717
Rv0437c	lipid metabolism	0.865841	0.865841	0.865841	0.865841	0.865841	0.865841	0.865841	0.865841	0.865841	0.865841	0.865841	0.865841	0.865841	0.865841	0.865841	0.865841	0.865841	0.865841	0.865841	0.865841	0.865841	0.865841	0.865841	0.865841	0.865841	0.888822	0.865841	0.865841	0.865841	0.865841	0.865841	0.865841	0.865841	0.866537	0.865841	0.888822
Rv0438c	intermediary metabolism and respiration	0.872034	0.882023	0.872034	0.872034	0.872034	0.87481	0.87481	0.882023	0.87481	0.87481	0.872034	0.87481	0.87481	0.869556	0.882023	0.882023	0.882023	0.872034	0.872034	0.872034	0.87481	0.882023	0.882023	0.882023	0.882023	0.882023	0.882023	0.882023	0.882023	0.882023	0.882023	0.872107	0.872107	0.877093	0.869556	0.882023
Rv0439c	intermediary metabolism and respiration	0.76034	0.76034	0.76034	0.76034	0.76034	0.76034	0.76034	0.76034	0.76034	0.76034	0.76034	0.76034	0.76034	0.76034	0.76034	0.76034	0.76034	0.76034	0.76034	0.76034	0.76034	0.76034	0.76034	0.76034	0.76034	0.76034	0.76034	0.76034	0.76034	0.76034	0.76034	0.76034	0.76034	0.76034	0.76034	0.76034
Rv0443	conserved hypotheticals	0.703044	0.703044	0.703044	0.703044	0.703044	0.703044	0.703044	0.703044	0.703044	0.703044	0.703044	0.703044	0.703044	0.703044	0.703044	0.703044	0.703044	0.703044	0.703044	0.703044	0.703044	0.703044	0.703044	0.703044	0.703044	0.703044	0.703044	0.703044	0.703044	0.703044	0.703044	0.703044	0.703044	0.703044	0.703044	0.703044
Rv0445c	information pathways	0.913011	0.913011	0.913011	0.913011	0.913011	0.892109	0.913011	0.913011	0.913011	0.913011	0.913011	0.913011	0.913011	0.904353	0.913011	0.913011	0.913011	0.913011	0.913011	0.913011	0.913011	0.913011	0.913011	0.913011	0.913011	0.913011	0.913011	0.913011	0.913011	0.913011	0.913011	0.913011	0.913011	0.912115	0.892109	0.913011
Rv0447c	lipid metabolism	0.91877	0.91877	0.91877	0.91877	0.91877	0.91877	0.91877	0.91877	0.91877	0.91877	0.91877	0.91877	0.91877	0.91877	0.91877	0.91877	0.91877	0.91877	0.91877	0.91877	0.91877	0.91877	0.91877	0.91877	0.91877	0.91877	0.91877	0.91877	0.91877	0.91877	0.91877	0.91877	0.91877	0.91877	0.91877	0.91877
Rv0448c	conserved hypotheticals	0.767726	0.767726	0.767726	0.767726	0.767726	0.767726	0.767726	0.767726	0.767726	0.767726	0.767726	0.767726	0.767726	0.771646	0.767726	0.767726	0.767726	0.767726	0.767726	0.767726	0.767726	0.767726	0.767726	0.767726	0.767726	0.767726	0.767726	0.767726	0.767726	0.767726	0.767726	0.767726	0.767726	0.764893	0.767759	0.771646
Rv0449c	conserved hypotheticals	0.887128	0.887128	0.887128	0.887128	0.887128	0.887128	0.887128	0.887128	0.887128	0.887128	0.887128	0.887128	0.887128	0.887128	0.887128	0.887128	0.887128	0.887128	0.887128	0.887128	0.884991	0.887128	0.887128	0.887128	0.887128	0.887128	0.887128	0.887128	0.887128	0.887128	0.887128	0.887128	0.887128	0.887063	0.884991	0.887128
Rv0450c	cell wall and cell processes	0.879195	0.877634	0.876226	0.876226	0.876226	0.876226	0.876747	0.873618	0.876226	0.877011	0.879195	0.871202	0.876226	0.8807	0.877791	0.873618	0.873618	0.879195	0.879195	0.879195	0.888355	0.876226	0.876226	0.873618	0.873618	0.876226	0.876226	0.876226	0.876226	0.876226	0.876226	0.876226	0.876226	0.876761	0.871202	0.888355
Rv0456A	virulence, detoxification, adaptation	1.09807	1.09807	1.09807	1.09807	1.09807	1.09807	1.09807	1.09807	1.09807	1.09807	1.09807	1.09807	1.09807	1.09807	1.09807	1.09807	1.09807	1.09807	1.09807	1.09807	1.09807	1.09807	1.09807	1.09807	1.09807	1.09807	1.09807	1.09807	1.09807	1.09807	1.09807	1.09807	1.09807	1.09807	1.09807	1.09807
Rv0456B	virulence, detoxification, adaptation	1.46892	1.46892	1.46892	1.46892	1.46892	1.46892	1.46892	1.46892	1.46892	1.46892	1.46892	1.46892	1.46892	1.46892	1.46892	1.46892	1.46892	1.46892	1.46892	1.46892	1.46892	1.46892	1.46892	1.46892	1.46892	1.46892	1.46892	1.46892	1.46892	1.46892	1.46892	1.46892	1.46892	1.46892	1.46892	1.46892
Rv0457c	intermediary metabolism and respiration	0.808271	0.808271	0.808271	0.808271	0.808271	0.80851	0.806536	0.808271	0.808271	0.808271	0.808271	0.808271	0.808271	0.808271	0.808271	0.808271	0.808271	0.808271	0.808271	0.808271	0.80851	0.809626	0.808271	0.808271	0.808271	0.808891	0.808891	0.808891	0.808271	0.808271	0.809626	0.80851	0.80851	0.808386	0.806536	0.809626
Rv0458	intermediary metabolism and respiration	0.654664	0.661422	0.654664	0.654664	0.654664	0.655587	0.654664	0.654664	0.654664	0.654664	0.654664	0.654664	0.654664	0.654664	0.654664	0.654664	0.654664	0.655201	0.654664	0.654664	0.654664	0.654664	0.654664	0.654664	0.654664	0.654664	0.647993	0.654664	0.657838	0.654664	0.654664	0.654664	0.65201	0.654727	0.647993	0.661422
Rv0459	conserved hypotheticals	1.05243	1.05243	1.05243	1.05243	1.05243	1.05243	1.05243	1.05816	1.05243	1.04157	1.04988	1.05243	1.05243	1.05243	1.05243	1.05816	1.05816	1.04988	1.04988	1.04988	1.05243	1.05243	1.05243	1.05816	1.05816	1.05243	1.05243	1.05243	1.05243	1.05243	1.05243	1.05243	1.05243	1.05266	1.04157	1.05816
Rv0460	conserved hypotheticals	1.44344	1.44344	1.44344	1.44344	1.44344	1.44344	1.44344	1.44344	1.44344	1.44344	1.44344	1.44344	1.44344	1.44344	1.44344	1.44344	1.44344	1.44344	1.44344	1.44344	1.44344	1.44344	1.44344	1.44344	1.44344	1.44344	1.44344	1.44344	1.44344	1.44344	1.44344	1.44344	1.44344	1.44344	1.44344	1.44344
Rv0463	cell wall and cell processes	0.857011	0.857011	0.857011	0.857011	0.857011	0.857011	0.857011	0.857011	0.857011	0.857011	0.857011	0.857011	0.857011	0.857011	0.857011	0.857011	0.857011	0.857011	0.857011	0.857011	0.857011	0.857011	0.857011	0.857011	0.857011	0.857011	0.857011	0.857011	0.857011	0.857011	0.857011	0.857011	0.857011	0.857011	0.857011	0.857011
Rv0470c	conserved hypotheticals	0.669423	0.661837	0.669423	0.669423	0.669423	0.665355	0.669423	0.665355	0.665355	0.669423	0.669423	0.662429	0.669423	0.665355	0.665355	0.665355	0.665355	0.669423	0.669423	0.669423	0.665355	0.665355	0.665355	0.665355	0.665355	0.665355	0.665355	0.665355	0.665355	0.665355	0.665355	0.665355	0.665355	0.666516	0.661837	0.669423
Rv0475	cell wall and cell processes	0.735815	0.735815	0.735815	0.735815	0.718074	0.73314	0.735815	0.735815	0.735815	0.737645	0.735815	0.735815	0.735815	0.735815	0.735815	0.735815	0.735815	0.735815	0.735815	0.735815	0.735815	0.735815	0.735815	0.735815	0.735815	0.735815	0.735815	0.735815	0.735815	0.735815	0.735815	0.735815	0.735815	0.735252	0.718074	0.737645
Rv0476	cell wall and cell processes	0.926206	0.926206	0.926206	0.926206	0.926206	0.926206	0.926206	0.926206	0.926206	0.926206	0.926206	0.926206	0.926206	0.926206	0.926206	0.926206	0.926206	0.926206	0.926206	0.926206	0.926206	0.926206	0.926206	0.926206	0.926206	0.926206	0.926206	0.926206	0.926206	0.926206	0.926206	0.926206	0.926206	0.926206	0.926206	0.926206
Rv0482	cell wall and cell processes	0.997109	0.997109	0.997109	0.997109	0.997109	0.997109	0.997109	0.997109	0.997109	0.997109	0.997109	0.997109	0.997109	0.997109	0.997109	0.997109	0.997109	0.997109	0.997109	0.997109	0.997109	0.997109	0.997109	0.997109	0.997109	0.10065	0.997109	0.997109	0.997109	0.997109	0.997109	0.997109	0.997109	0.997368	0.997109	1.00565
Rv0483	cell wall and cell processes	0.819604	0.819604	0.819604	0.819604	0.819604	0.819604	0.82616	0.819604	0.819604	0.823941	0.819604	0.819604	0.819604	0.819604	0.821654	0.819604	0.819604	0.819604	0.819604	0.819604	0.819604	0.845393	0.845393	0.845393	0.845393	0.845393	0.845393	0.845393	0.845393	0.845393	0.845393	0.819604	0.819604	0.825467	0.819604	0.845393
Rv0484c	intermediary metabolism and respiration	0.819743	0.809935	0.816681	0.819743	0.816681	0.819743	0.819743	0.833144	0.819743	0.819743	0.819743	0.853723	0.819743	0.819743	0.809935	0.833144	0.833144	0.819743	0.819743	0.819743	0.819743	0.809935	0.809935	0.833144	0.833144	0.809935	0.809935	0.809935	0.809935	0.809935	0.81744	0.819743	0.819743	0.819873	0.809935	0.853723
Rv0487	conserved hypotheticals	0.935212	0.914458	0.914458	0.914458	0.914458	0.914458	0.920534	0.914458	0.914458	0.914458	0.914458	0.914458	0.914458	0.914458	0.914458	0.914458	0.914458	0.914458	0.914458	0.914458	0.912621	0.914458	0.914458	0.914458	0.914458	0.914458	0.914458	0.914458	0.914458	0.914458	0.914458	0.914458	0.914458	0.915215	0.912621	0.935212
Rv0488	cell wall and cell processes	1.14548	1.133	1.133	1.133	1.133	1.133	1.133	1.133	1.133	1.133	1.133	1.133	1.133	1.133	1.133	1.133	1.133	1.133	1.133	1.133	1.133	1.133	1.133	1.133	1.133	1.133	1.133	1.133	1.133	1.133	1.133	1.133	1.133	1.133378	1.133	1.14548
Rv0489	intermediary metabolism and respiration	0.842426	0.842426	0.842426	0.842426	0.842426	0.842426	0.842426	0.842426	0.842426	0.842426	0.842426	0.842426	0.842426	0.842426	0.842426	0.842426	0.842426	0.842426	0.842426	0.842426	0.842426	0.842426	0.842426	0.842426	0.842426	0.842426	0.842426	0.842426	0.842426	0.842426	0.842426	0.842426	0.842426	0.842426	0.842426	0.842426
Rv0491	regulatory proteins	0.816326	0.816326	0.813393	0.816326	0.816326	0.816326	0.816326	0.816326	0.816326	0.816326	0.816326	0.816326	0.816326	0.816326	0.816326	0.816326	0.816326	0.816326	0.816326	0.816326	0.816326	0.816326	0.816326	0.816326	0.816326	0.816326	0.816326	0.816326	0.816326	0.816326	0.816326	0.816326	0.816326	0.816237	0.813393	0.816326
Rv0492c	intermediary metabolism and respiration	0.851549	0.851549	0.851549	0.851549	0.851549	0.851549	0.844664	0.851549	0.851549	0.8509	0.851549	0.833498	0.851549	0.851549	0.851549	0.851549	0.851549	0.851549	0.851549	0.851549	0.851549	0.851549	0.851549	0.851549	0.851549	0.855639	0.855639	0.855639	0.855639	0.851549	0.851549	0.851549	0.851549	0.851269	0.833498	0.855639
Rv0492A	regulatory proteins	0.661176	0.661176	0.661176	0.661176	0.661176	0.661176	0.643996	0.661176	0.661176	0.661176	0.661176	0.661176	0.661176	0.661176	0.661176	0.661176	0.661176	0.661176	0.661176	0.661176	0.661176	0.661176	0.661176	0.661176	0.661176	0.661176	0.661176	0.661176	0.661176	0.661176	0.661176	0.661176	0.661176	0.660655	0.643996	0.661176
Rv0493c	conserved hypotheticals	0.967917	0.97528	0.967917	0.967917	0.967917	0.967917	0.967917	0.97528	0.967917	0.970362	0.967917	0.955341	0.967917	0.974256	0.967866	0.97528	0.97528	0.967917	0.967917	0.967917	0.967917	0.974256	0.97528	0.97528	0.97528	0.974256	0.96785	0.974256	0.974256	0.974256	0.974256	0.967917	0.967917	0.970513	0.955341	0.97528
Rv0499	conserved hypotheticals	0.913522	0.913522	0.913522	0.913522	0.913522	0.913522	0.919059	0.913522	0.913522	0.913522	0.913522	0.913522	0.913522	0.913522	0.904829	0.913522	0.913522	0.913522	0.913522	0.913522	0.913522	0.913522	0.913522	0.913522	0.913522	0.913522	0.913522	0.913522	0.913522	0.913522	0.913522	0.913522	0.913522	0.913426	0.904829	0.919059
Rv0500	intermediary metabolism and respiration	1.03659	1.05398	1.03106	1.03106	1.03106	1.04814	1.04814	1.06169	1.04814	1.04814	1.03106	1.04814	1.04814	1.04814	1.05398	1.06169	1.06169	1.03106	1.03106	1.03106	1.04814	1.05739	1.05203	1.06169	1.06169	1.05398	1.05398	1.05398	1.05398	1.05398	1.05398	1.04814	1.04814	1.048034	1.03106	1.06169
Rv0500B	conserved hypotheticals	0.626048	0.626048	0.626048	0.626048	0.626048	0.626048	0.626048	0.626048	0.626048	0.626048	0.626048	0.626048	0.626048	0.626048	0.626048	0.626048	0.626048	0.626048	0.626048	0.650776	0.626048	0.626048	0.626048	0.626048	0.626048	0.626048	0.626048	0.626048	0.626048	0.626048	0.626048	0.626048	0.626048	0.626797	0.626048	0.650776
Rv0505c	intermediary metabolism and respiration	0.75278	0.75278	0.75278	0.75278	0.75278	0.752293	0.75278	0.75278	0.75278	0.755913	0.754672	0.75278	0.75278	0.75278	0.75278	0.75278	0.75278	0.75278	0.75278	0.75278	0.752293	0.75278	0.752192	0.75278	0.75278	0.75278	0.75278	0.75278	0.75278	0.75278	0.75278	0.752293	0.752293	0.752855	0.752192	0.755913
Rv0506	cell wall and cell processes	0.896231	0.896231	0.896231	0.896231	0.896231	0.896231	0.896231	0.896231	0.896231	0.921736	0.896231	0.896231	0.896231	0.896231	0.896231	0.896231	0.896231	0.896231	0.896231	0.896231	0.896231	0.896231	0.896231	0.896231	0.896231	0.896231	0.896231	0.896231	0.896231	0.896231	0.896231	0.896231	0.896231	0.897004	0.896231	0.921736
Rv0508	conserved hypotheticals	0.828777	0.828777	0.828777	0.828777	0.828777	0.828777	0.828777	0.828777	0.828777	0.828777	0.828777	0.828777	0.828777	0.814444	0.828777	0.828777	0.828777	0.828777	0.828777	0.828777	0.828777	0.828777	0.828777	0.828777	0.828777	0.828777	0.828777	0.828777	0.828777	0.828777	0.828777	0.828777	0.828777	0.828343	0.814444	0.828777
Rv0510	intermediary metabolism and respiration	0.953375	0.953375	0.953375	0.953375	0.953375	0.953375	0.953375	0.953375	0.953375	0.953375	0.953375	0.953375	0.953375	0.953375	0.953375	0.953375	0.953375	0.953375	0.953375	0.953375	0.953375	0.953375	0.953375	0.953375	0.953375	0.953375	0.953375	0.953375	0.953375	0.953375	0.953375	0.953375	0.953375	0.953375	0.953375	0.953375
Rv0511	intermediary metabolism and respiration	0.725824	0.724794	0.725824	0.725824	0.725824	0.725824	0.725824	0.725824	0.725824	0.719439	0.725824	0.725824	0.725824	0.725818	0.725824	0.725824	0.725824	0.725824	0.725824	0.725824	0.725824	0.725824	0.725824	0.725824	0.725824	0.725824	0.725824	0.725824	0.725824	0.725824	0.725824	0.725824	0.725824	0.725599	0.719439	0.725824
Rv0512	intermediary metabolism and respiration	0.838061	0.838061	0.838061	0.838061	0.838061	0.838061	0.838061	0.838061	0.838061	0.845632	0.827909	0.825014	0.829961	0.838061	0.838061	0.838061	0.838061	0.827909	0.827909	0.827909	0.838061	0.838061	0.838061	0.838061	0.838061	0.838061	0.840129	0.838061	0.838061	0.838061	0.838061	0.838061	0.838061	0.836482	0.825014	0.845632
Rv0514	cell wall and cell processes	0.819484	0.819484	0.819484	0.819484	0.819484	0.819484	0.782923	0.819484	0.819484	0.819484	0.819484	0.819484	0.819484	0.819484	0.819484	0.819484	0.819484	0.819484	0.819484	0.819484	0.819484	0.819484	0.819484	0.819484	0.819484	0.819484	0.819484	0.819484	0.819484	0.819484	0.819484	0.819484	0.819484	0.818376	0.782923	0.819484
Rv0518	cell wall and cell processes	0.958599	0.958599	0.958599	0.958599	0.958599	0.958599	0.995014	0.958599	0.958599	0.958599	0.958599	0.958599	0.958599	0.958599	0.958599	0.958599	0.958599	0.958599	0.958599	0.958599	0.958599	0.958599	0.958599	0.958599	0.958599	0.958599	0.958599	0.958599	0.958599	0.958599	0.958599	0.958599	0.958599	0.959702	0.958599	0.995014
Rv0521	intermediary metabolism and respiration	0.798547	0.798547	0.798547	0.798547	0.798547	0.798547	0.798547	0.798547	0.798547	0.798547	0.798547	0.798547	0.773714	0.798547	0.798547	0.798547	0.798547	0.798547	0.798547	0.798547	0.798547	0.798547	0.798547	0.798547	0.798547	0.798547	0.798547	0.798547	0.777807	0.798547	0.798547	0.798547	0.798547	0.797166	0.773714	0.798547
Rv0523c	conserved hypotheticals	0.680152	0.668919	0.668919	0.668919	0.668919	0.668919	0.668919	0.668919	0.668919	0.668919	0.668919	0.668919	0.668919	0.668919	0.668919	0.668919	0.668919	0.668919	0.668919	0.668919	0.668919	0.668919	0.668919	0.668919	0.668919	0.668919	0.668919	0.668919	0.668919	0.668919	0.668919	0.668919	0.668919	0.669259	0.668919	0.680152
Rv0527	intermediary metabolism and respiration	0.866125	0.866125	0.866125	0.866125	0.866125	0.866125	0.866125	0.866125	0.866125	0.866125	0.866125	0.866125	0.866125	0.866125	0.866125	0.866125	0.866125	0.866125	0.866125	0.866125	0.866125	0.866125	0.866125	0.866125	0.866125	0.866125	0.866125	0.866125	0.854449	0.865321	0.866125	0.866125	0.866125	0.865747	0.854449	0.866125
Rv0528	cell wall and cell processes	0.670083	0.670083	0.668052	0.668052	0.668052	0.670083	0.670083	0.670083	0.670083	0.670083	0.670083	0.670083	0.670083	0.670083	0.670083	0.670083	0.670083	0.670083	0.670083	0.670083	0.667514	0.670083	0.670083	0.670083	0.670083	0.670083	0.670083	0.670083	0.670083	0.669317	0.670083	0.670083	0.670083	0.669785	0.667514	0.670083
Rv0530	conserved hypotheticals	0.910258	0.910653	0.910653	0.910653	0.910653	0.91386	0.910653	0.910653	0

ACCEPTED MANUSCRIPT

Rv0610c	conserved hypothetical	0.932573	0.939376	0.932573	0.932573	0.932573	0.908321	0.927155	0.939376	0.932573	0.932573	0.932573	0.932573	0.932573	0.939781	0.939376	0.939376	0.939376	0.932573	0.932573	0.932573	0.908321	0.939376	0.939376	0.939376	0.939376	0.939376	0.949284	0.939376	0.939376	0.939376	0.939376	0.920801	0.916599	0.933709	0.908321	0.949284
Rv0611c	conserved hypothetical	0.8034	0.810464	0.810464	0.810464	0.810464	0.810464	0.810464	0.810464	0.810464	0.810464	0.8034	0.810464	0.810464	0.810464	0.810464	0.810464	0.810464	0.8034	0.767355	0.8034	0.810464	0.810464	0.810464	0.810464	0.810464	0.810464	0.810464	0.810464	0.810464	0.810464	0.810464	0.810464	0.810464	0.808301	0.767355	0.810464
Rv0612	conserved hypothetical	0.858049	0.858049	0.858049	0.858049	0.858049	0.858049	0.858049	0.858049	0.858049	0.860827	0.858049	0.858049	0.878796	0.858049	0.858049	0.858049	0.858049	0.858049	0.858049	0.858049	0.858049	0.858049	0.858049	0.858049	0.858049	0.858049	0.858049	0.858049	0.858049	0.858049	0.862424	0.858049	0.858049	0.858049	0.858894	0.858049
Rv0613c	conserved hypothetical	0.629817	0.628538	0.629817	0.629817	0.629817	0.627444	0.627373	0.628538	0.628538	0.632689	0.629817	0.629043	0.627444	0.629565	0.627667	0.628538	0.628538	0.629817	0.630965	0.629817	0.628538	0.627994	0.628744	0.628538	0.628538	0.627699	0.627699	0.624093	0.627699	0.627699	0.629848	0.628538	0.630264	0.628772	0.624093	0.632689
Rv0616A	virulence, detoxification, adaptation	0.95524	0.95524	0.95524	0.95524	0.95524	0.95524	0.95524	0.95524	0.95524	0.95524	0.95524	0.95524	0.95524	0.95524	0.95524	0.95524	0.95524	0.95524	0.95524	0.95524	0.95524	0.95524	0.95524	0.95524	0.95524	0.95524	0.95524	0.95524	0.95524	0.95524	0.95524	0.95524	0.95524	0.95524	0.95524	0.95524
Rv0617	virulence, detoxification, adaptation	0.887798	0.887798	0.887798	0.887798	0.887798	0.887798	0.887798	0.887798	0.887798	0.887798	0.887798	0.887798	0.887798	0.887798	0.887798	0.887798	0.887798	0.887798	0.887798	0.887798	0.887798	0.887798	0.887798	0.887798	0.887798	0.887798	0.887798	0.887798	0.887798	0.905593	0.887798	0.887798	0.887798	0.888337	0.887798	0.905593
Rv0618	intermediary metabolism and respiration	0.969457	0.969457	0.969457	0.969457	0.969457	0.969457	0.969457	0.969457	0.969457	0.944755	0.969457	0.953386	0.969457	0.974964	0.969457	0.969457	0.969457	0.969457	0.969457	0.969457	0.96001	0.969457	0.969457	0.969457	0.969457	0.969457	0.969457	0.969457	0.969457	0.969457	0.969457	0.969457	0.969457	0.968102	0.944755	0.974964
Rv0619	intermediary metabolism and respiration	0.766839	0.755916	0.766839	0.766839	0.766839	0.766839	0.766839	0.755916	0.766839	0.766839	0.755916	0.766839	0.766839	0.766839	0.755916	0.755916	0.755916	0.766839	0.766839	0.766839	0.766839	0.766839	0.755916	0.755916	0.755916	0.766839	0.766839	0.755916	0.766839	0.766839	0.766839	0.766839	0.766839	0.763529	0.755916	0.766839
Rv0620	intermediary metabolism and respiration	0.787114	0.792437	0.787114	0.787114	0.787114	0.789098	0.787114	0.792437	0.789098	0.787114	0.787114	0.787114	0.787114	0.789098	0.792437	0.792437	0.792437	0.787114	0.787114	0.794707	0.789098	0.789098	0.792437	0.792437	0.792437	0.789098	0.789098	0.794745	0.789098	0.789098	0.789098	0.789098	0.789098	0.789587	0.787114	0.794745
Rv0622	cell wall and cell processes	0.81528	0.81528	0.81528	0.81528	0.81528	0.81528	0.81528	0.81528	0.81528	0.81528	0.81528	0.814598	0.819799	0.813753	0.81528	0.81528	0.81528	0.81528	0.81528	0.824062	0.81528	0.81528	0.81528	0.81528	0.81528	0.81528	0.81528	0.820492	0.81528	0.81528	0.81528	0.81528	0.81528	0.815774	0.813753	0.824062
Rv0624	virulence, detoxification, adaptation	0.684491	0.684491	0.684491	0.684491	0.684491	0.684491	0.684491	0.684491	0.684491	0.684491	0.684491	0.684601	0.692776	0.684491	0.684491	0.684491	0.684491	0.684491	0.684491	0.684491	0.684491	0.684491	0.684491	0.684491	0.684491	0.684491	0.684491	0.684491	0.684491	0.684491	0.684491	0.684491	0.684491	0.684745	0.684491	0.692776
Rv0627	virulence, detoxification, adaptation	0.945494	0.945494	0.945494	0.945494	0.945494	0.945494	0.945494	0.945494	0.945494	0.945494	0.945494	0.945494	0.945494	0.945494	0.945494	0.945494	0.945494	0.945494	0.945494	0.945494	0.945494	0.945494	0.945494	0.945494	0.945494	0.945494	0.945494	0.945494	0.945494	0.945494	0.945494	0.945494	0.945494	0.945494	0.945494	0.945494
Rv0628c	conserved hypothetical	0.758282	0.758282	0.758282	0.758282	0.758282	0.758282	0.758282	0.758282	0.758282	0.758282	0.758282	0.76554	0.764641	0.761477	0.758282	0.758282	0.758282	0.757479	0.758282	0.758282	0.758282	0.758282	0.757873	0.758282	0.758282	0.758282	0.758282	0.758282	0.758282	0.758282	0.758282	0.758087	0.747671	0.758427	0.747671	0.76554
Rv0629c	information pathways	0.829921	0.830482	0.830482	0.834108	0.830482	0.833111	0.830482	0.830482	0.830482	0.828301	0.830482	0.836355	0.830482	0.830482	0.830482	0.830482	0.830482	0.830482	0.830482	0.830482	0.833111	0.830482	0.830804	0.830482	0.830482	0.828802	0.828802	0.828802	0.828802	0.830482	0.830482	0.833111	0.833111	0.830812	0.828301	0.836355
Rv0631c	information pathways	0.805649	0.807067	0.805749	0.805749	0.805749	0.807067	0.807153	0.807067	0.807067	0.808014	0.805749	0.805749	0.805749	0.807067	0.806428	0.807067	0.807067	0.805749	0.805749	0.805749	0.804789	0.807067	0.807067	0.807067	0.807067	0.805295	0.805295	0.807722	0.805279	0.805295	0.807067	0.811863	0.811863	0.806703	0.804789	0.811863
Rv0632c	lipid metabolism	0.741767	0.743748	0.741767	0.741767	0.798693	0.743748	0.741767	0.743748	0.743748	0.741767	0.741767	0.741767	0.741767	0.743748	0.743748	0.743748	0.743748	0.741767	0.741767	0.741767	0.743748	0.743748	0.743748	0.743748	0.743748	0.743748	0.743748	0.743748	0.743748	0.743748	0.743748	0.743748	0.745503	0.744806	0.741767	0.798693
Rv0633c	cell wall and cell processes	0.813979	0.813979	0.810917	0.813979	0.813979	0.813464	0.813979	0.813979	0.813979	0.813979	0.813979	0.813979	0.813979	0.813979	0.813979	0.813979	0.813979	0.813979	0.813979	0.813979	0.813464	0.825007	0.813979	0.813979	0.813979	0.813979	0.813979	0.819686	0.813979	0.825007	0.813464	0.813464	0.813464	0.814665	0.810917	0.825007
Rv0634c	stable RNAs	1.13877	1.13877	1.13877	1.13877	1.15343	1.13877	1.13877	1.13877	1.13877	1.13877	1.13877	1.13877	1.14992	1.13877	1.13877	1.13877	1.13877	1.13877	1.13877	1.13877	1.13877	1.13877	1.13877	1.13877	1.13877	1.13877	1.14197	1.13877	1.13877	1.13877	1.13877	1.13877	1.13877	1.139649	1.13877	1.15343
Rv0634A	cell wall and cell processes	0.776536	0.776536	0.776536	0.776536	0.776536	0.776536	0.776536	0.776536	0.776536	0.776536	0.776536	0.776536	0.776536	0.776536	0.776536	0.776536	0.776536	0.776536	0.776536	0.776536	0.776536	0.776536	0.776536	0.776536	0.776536	0.776536	0.776536	0.776536	0.776536	0.776536	0.776536	0.776536	0.776536	0.776536	0.776536	0.776536
Rv0634B	information pathways	0.525639	0.525639	0.525639	0.525639	0.525639	0.525639	0.525639	0.525639	0.525639	0.525639	0.574523	0.525639	0.525639	0.525639	0.525639	0.525639	0.525639	0.525639	0.525639	0.525639	0.525639	0.525639	0.525639	0.525639	0.525639	0.525639	0.525639	0.525639	0.525639	0.525639	0.525639	0.525639	0.525639	0.52712	0.525639	0.574523
Rv0638	cell wall and cell processes	1.02595	1.02595	1.03571	1.03571	1.03571	1.02146	1.00798	1.02595	1.02595	1.02595	1.02595	1.02595	1.02595	1.02595	1.04052	1.02595	1.02595	1.02595	1.02595	1.02595	1.02146	1.02595	1.02595	1.02595	1.02595	1.02595	1.02595	1.02595	1.02595	1.0422	1.02595	1.02146	1.02146	1.026682	1.00798	1.0422
Rv0641	information pathways	0.814631	0.814631	0.814631	0.814631	0.814631	0.814631	0.814631	0.814631	0.814631	0.814631	0.814631	0.820226	0.814631	0.814631	0.814631	0.814631	0.814631	0.814631	0.814631	0.814631	0.814631	0.814631	0.814631	0.814631	0.814631	0.814631	0.814631	0.814631	0.814631	0.814631	0.814631	0.814631	0.814631	0.814801	0.814631	0.820226
Rv0642c	lipid metabolism	0.632743	0.638132	0.631127	0.632743	0.631127	0.638132	0.632743	0.638132	0.638132	0.632743	0.632743	0.65978	0.633893	0.638132	0.640511	0.638132	0.638132	0.632743	0.632743	0.632743	0.638132	0.638132	0.638132	0.638132	0.638132	0.638132	0.638132	0.638132	0.638132	0.638132	0.638132	0.638132	0.638132	0.637001	0.631127	0.65978
Rv0643c	lipid metabolism	0.658474	0.651084	0.651084	0.651084	0.651084	0.651084	0.641018	0.651084	0.651084	0.651084	0.651084	0.651084	0.651084	0.654429	0.651084	0.651084	0.651084	0.651084	0.651084	0.651084	0.651084	0.651084	0.651084	0.651084	0.651084	0.651084	0.651084	0.651084	0.651084	0.651084	0.651084	0.651084	0.651084	0.651104	0.641018	0.658474
Rv0644c	lipid metabolism	0.736035	0.741258	0.736035	0.736035	0.736035	0.741258	0.736035	0.741258	0.741258	0.736035	0.736035	0.736035	0.736035	0.741258	0.741258	0.741258	0.741258	0.736035	0.736035	0.736035	0.741258	0.741258	0.741258	0.741258	0.741258	0.733565	0.733565	0.733565	0.733565	0.737482	0.741258	0.741258	0.741258	0.738312	0.733565	0.741258
Rv0646c	intermediary metabolism and respiration	0.664037	0.664037	0.664037	0.664037	0.664037	0.664037	0.664037	0.664037	0.664037	0.664037	0.664037	0.664037	0.664037	0.664037	0.664037	0.664037	0.664037	0.664037	0.664037	0.664037	0.664037	0.664037	0.664037	0.664037	0.664037	0.664037	0.664037	0.664037	0.664037	0.664037	0.664037	0.664037	0.664037	0.664037	0.664037	0.664037
Rv0648	intermediary metabolism and respiration	0.775901	0.775901	0.775901	0.775901	0.775901	0.775398	0.775901	0.775901	0.775901	0.775901	0.775274	0.775901	0.778573	0.775901	0.775629	0.775901	0.775901	0.775901	0.775901	0.774224	0.775901	0.775398	0.775901	0.775901	0.775901	0.775901	0.775901	0.775901	0.775901	0.775901	0.775901	0.775901	0.775901	0.775873	0.774224	0.778573
Rv0653c	regulatory proteins	1.12866	1.12866	1.11471	1.11471	1.11471	1.12866	1.12866	1.12866	1.12866	1.12866	1.12866	1.12866	1.12866	1.12866	1.12866	1.12866	1.12866	1.12866	1.12866	1.12866	1.12866	1.12866	1.12866	1.12866	1.12866	1.12866	1.12866	1.12866	1.12866	1.12866	1.12866	1.12866	1.12866	1.127392	1.11471	1.12866
Rv0654	intermediary metabolism and respiration	0.856022	0.856022	0.856022	0.856022	0.856022	0.856022	0.856022	0.856022	0.856022	0.856022	0.856459	0.856022	0.856022	0.856022	0.856022	0.856022	0.856022	0.856459	0.856022	0.856022	0.856022	0.860052	0.856022	0.856022	0.856022	0.856022	0.856022	0.85738	0.856022	0.856022	0.856022	0.856022	0.856022	0.856212	0.856022	0.860052
Rv0655	cell wall and cell processes	0.762569	0.762569	0.762569	0.762569	0.762569	0.756723	0.762569	0.762569	0.762569	0.762569	0.762569	0.762569	0.762569	0.75682	0.761916	0.762569	0.762569	0.762569	0.762569	0.762569	0.756723	0.762569	0.762569	0.762569	0.762569	0.762569	0.762569	0.762569	0.762569	0.762569	0.762569	0.756723	0.756723	0.761666	0.756723	0.762569
Rv0656c	virulence, detoxification, adaptation	1.01163	1.03709	1.01163	1.01163	1.01163	1.01163	1.01163	1.01163	1.01163	1.01163	1.01163	1.01163	1.01163	1.01163	1.01163	1.01163	1.01163	1.01163	1.01163	1.01163	1.99705	1.00842	1.01163	1.01163	1.01163	1.01163	1.01163	1.01163	1.01163	1.00842	1.01163	1.01163	1.01163	1.011765	0.99705	1.03709
Rv0657c	virulence, detoxification, adaptation	0.59741	0.59741	0.59741	0.59741	0.59741	0.59741	0.59741	0.59741	0.59741	0.59741	0.59741	0.59741	0.59741	0.59741	0.59741	0.59741	0.59741	0.59741	0.59741	0.59741	0.59741	0.59741	0.59741	0.59741	0.59741	0.59741	0.59741	0.59741	0.59741	0.59741	0.59741	0.59741	0.59741	0.59741	0.59741	0.59741
Rv0660c	virulence, detoxification, adaptation	0.696988	0.696988	0.696988	0.696988	0.696988	0.696988	0.696988	0.696988	0.696988	0.696988	0.696988	0.696988	0.696988	0.696988	0.696988	0.696988	0.696988	0.697309	0.696988	0.696988	0.696988	0.696988	0.696988	0.696988	0.696988	0.696988	0.696988	0.696988	0.696988	0.696988	0.696988	0.696988	0.696988	0.696998	0.696988	0.697309
Rv0661c	virulence, detoxification, adaptation	0.738318	0.738318	0.719506	0.738318	0.738318	0.738318	0.738318	0.738318	0.738318	0.738318	0.738318	0.738318	0.738318	0.738318	0.738318	0.738318	0.738318	0.738318	0.738318	0.738318	0.738318	0.738318	0.738318	0.738318	0.738318	0.738318	0.738318	0.738318	0.738318	0.731093	0.738318	0.738318	0.738318	0.737529	0.719506	0.738318
Rv0663	intermediary metabolism and respiration	0.668982	0.664051	0.666094	0.666094	0.666094	0.663332	0.663313	0.664051	0.666094	0.666094	0.663465	0.666094	0.666094	0.666094	0.664051	0.664051	0.664051	0.666094	0.666094	0.666094	0.666094	0.666094	0.664051	0.664051	0.664051	0.664756	0.664756	0.664756	0.664756	0.664756	0.666094	0.666094	0.668717	0.665315	0.663313	0.668982
Rv0666	cell wall and cell processes	1.14181	1.14181	1.14181	1.14181	1.14181	1.14181	1.14181	1.14181	1.14181	1.14181	1.14181	1.14181	1.14181	1.14181	1.14181	1.14181	1.14181	1.14181	1.14181	1.14181	1.14181	1.14181	1.14181	1.14181	1.14181	1.14181	1.14181	1.14181	1.14181	1.14181	1.14181	1.14181	1.14181	1.14181	1.14181	1.14181
Rv0669c	intermediary metabolism and respiration	0.825048	0.825048	0.825048	0.825048	0.825048	0.825048	0.825048	0.825048	0.825048	0.82374	0.825048	0.830965	0.825048	0.825048	0.825048	0.825048	0.825048	0.825048	0.825048	0.825048	0.822427	0.825048	0.822789	0.825048	0.825048	0.825048	0.825048	0.825048	0.825048	0.824741	0.825048	0.825048	0.825048	0.82503	0.822427	0.830965
Rv0675	lipid metabolism	0.798867	0.786334	0.786334	0.786334	0.786334	0.786334	0.786334	0.786334	0.786334	0.786334	0.786334	0.786334	0.786334	0.786334	0.786334	0.786334	0.786334	0.786334	0.786334	0.786334	0.786334	0.786334	0.786334	0.786334	0.786334	0.786334	0.786334	0.786334	0.786334	0.786334	0.786334	0.786334	0.786334	0.786714	0.786334	0.798867
Rv0678	conserved hypothetical	0.755257	0.755257	0.755257	0.755257	0.755257	0.755257	0.755257	0.755257	0.755257	0.755257	0.755257	0.755257	0.755257	0.755257	0.755257	0.755257	0.755257	0.755257	0.755257	0.755257	0.755257	0.755257	0.755257	0.755257	0.755257	0.755257	0.755257	0.755257	0.755257	0.755257	0.755257	0.755257	0.755257	0.755108	0.750343	0.755257
Rv0679c	conserved hypothetical	0.865507	0.865507	0.865507	0.865507	0.865507	0.865507	0.866175	0.865507	0.865507	0.865507	0.865507	0.865507	0.865507	0.865507	0.865507	0.865507	0.865507	0.865507	0.865507	0.865507	0.865507	0.865507	0.865507	0.865507	0.865507	0.865805	0.865805	0.865805	0.865805	0.865507	0.865507	0.865507	0.865507	0.865563	0.865507	0.866175
Rv0684	information pathways	0.61804	0.615852	0.620989	0.61804	0.616186	0.615166	0.61804	0.615852	0.615852	0.615173	0.61804	0.61804	0.61804	0.611971	0.618135	0.615852	0.615852	0.61804	0.61804	0.61804	0.615852	0.615852	0.615852	0.615852	0.615852	0.615852	0.615852	0.615852	0.615852	0.615852	0.615852	0.615852	0.615852	0.616411	0.611971	0.620989
Rv0686	cell wall and cell processes	1.20679	1.20679	1.2117	1.20679	1.20679	1.20679	1.20679	1.20679	1.20679	1.20679	1.20679	1.1802	1.20679	1.20679	1.20679	1.20679	1.20679	1.20679	1.20679	1.20679	1.25377	1.20679	1.18937	1.20679	1.20679	1.20679	1.20679	1.20679	1.20679	1.20679	1.20679	1.20679	1.20679	1.207029	1.1802	1.25377
Rv0687	intermediary metabolism and respiration	0.974705	0.974705	0.974705	0.974705	0.974705	0.974705	0.974705	0.974705	0.974705	0.974705	0.974705	0.974705	0.974705	0.973091	0.974705	0.974705	0.974705	0.974705	0.974705	0.974705	0.974705	0.974705	0.974705	0.974705	0.974705	0.974705	0.974705	0.974705	0.974705	0.974705	0.974705	0.974705	0.974705	0.974656	0.973091	0.974705
Rv0690c	conserved hypothetical	0.883246	0.883246	0.883246	0.883246	0.883246	0.883246	0.883246	0.883246	0.883246	0.883246	0.883246	0.883246	0.883246	0.883246	0.871215	0.883246	0.883246	0.883246	0.883246	0.883246	0.883246	0.883246	0.883246	0.883246	0.883246	0.883246	0.883246	0.883246	0.883246	0.873615	0.883246	0.883246	0.883246	0.88259	0.871215	0.883246
Rv0692	conserved hypothetical	1.16929	1.16929	1.16929	1.16929	1.16929	1.16929	1.16929	1.16929	1.16929	1.16929	1.16929	1.16929	1.16929	1.16929	1.16929	1.16929	1.16929	1.16929	1.16929	1.16929	1.16929	1.16929	1.16929	1.16929	1.16929	1.16929	1.16929	1.16929	1.16929	1.16929	1.16929	1.16929	1.16929	1.16929	1.16929	1.16929
Rv0693	intermediary metabolism and respiration	0.748377	0.748377	0.748377	0.748377	0.748377	0.748377	0.748377	0.748377	0.748377	0.748377	0.748377	0.748377	0.747876	0.748377	0.748377	0.748377	0.748377	0.748377	0.748377	0.748377	0.748377	0.748377	0.748377	0.748377	0.748377	0.748377	0.748377	0.748377	0.748377	0.748377	0.748377	0.748377	0.748377	0.748362	0.747876	0.748377
Rv0695	conserved hypothetical	0.784853	0.784853	0.784853	0.784853	0.784853	0.784853	0.784853	0.784853	0.784853	0.784853	0.784853	0.784853	0.784853	0.784853	0.784853	0.784853	0.784853	0.784853	0.784853	0.784853	0.784853	0.784853	0.784853	0.784853	0.784853	0.784853	0.784853	0.784853	0.784853	0.784853	0.784853	0.784853	0.784853	0.784853	0.784853	0.784853
Rv0697	intermediary metabolism and respiration	1.01423	1.01423	1.01423	1.01423	1.01423	1.0144	1.01423	1.01423	1.01423	1.01423	1.01423	1.01423	1.01423	1.01423	1.01423	1.01423	1.01423	1.01423	1.01423	1.01423	1.0144	1.01423	1.01423	1.01423	1.01423	1.01423	1.01992	1.01992	1.01992	1.01679	1.01679	1.01423	1.0144	1.0144	1.014923	1.01423
Rv0698	conserved hypothetical	1.08026	1.08026	1.08026	1.08026	1.08026	1.08026	1.08026	1.08026	1.08026	1.08026	1.08026	1.08026	1.08026	1.06546	1.08026	1.08026	1.08026	1.08026	1.08026	1.08026	1.08026	1.08026	1.14335	1.08026	1.08026	1.08026	1.08026	1.08026	1.08026	1.08026	1.08026	1.14335	1.08026	1.08026	1.083635	1.06546
Rv0699	conserved hypothetical	1.14235	1.14235	1.14235	1.14235	1.14235	1.14235	1.14235	1.14235	1.14235	1.14235	1.14235	1.14235	1.17261	1.14235	1.14235	1.14235	1.14235	1.14235	1.14235	1.07682	1.14235	1.14235	1.14235	1.14235	1.14235	1.14564	1.14564	1.14564	1.14564	1.14235	1.14235	1.14235	1.14235	1.14168	1.07682	1.17261
Rv0700	information pathways	0.992722	0.992722	0.992722	0.992722	0.992722	0.992722	0.992722	0.992722	0.992722	0.992722	0.992722	0.992722	0.992722	0.992722	0.992722	0.992722	0.992722	0.992722	0.992722	0.992722	0.992722	0.992722	0.992722	0.992722	0.992722	0.992722	0.992722	0.992722	0.992722	0.992722	0.992722	0.992722	0.992722	0.992722	0.992722	0.992722
Rv0701	information pathways	0.760984	0.760984	0.760984	0.760984	0.760984	0.760984	0.760984	0.760984	0.760984	0.760984	0.760984	0.760984	0.760984	0.760984	0.760984	0.760984	0.760984	0.760984	0.760984	0.760984	0.758224	0.760984	0.760984	0.760984	0.760984	0.760984	0.760984	0.760984	0.760984	0.760984	0.760984	0.760984	0.760984	0.7609	0.758224	0.760984
Rv0702	information pathways	0.999245	0.999245	0.999245	0.999245	0.999245	0.999245	0.999245	0.999245	0.999245	0.999245	0.999245	0.999245	0.999245	0.999245	0.999245	0.999245	0.999245	0.999245	0.999245	0.999245	0.999245	0.999245	0.999245	0.999245	0.999245	0.999245	0.999245	0.999245	0.999245	0.999245	0.999245	0.999245	0.999245	0.999245	0.999245	0.999245
Rv0705	information pathways	0.654261	0.654261	0.654261	0.654261	0.654261	0.654261	0.654261	0.654261	0.654261	0.654261	0.654261	0.654261	0.654261	0.654261	0.654261	0.654261	0.654261	0.654261	0.654261	0.654261	0.654261	0.654261	0.654261	0.654261	0.654261	0.654261	0.654261	0.654261	0.654261	0.654261	0.654261	0.654261	0.654261	0.654261	0.654261	0.654261
Rv0706	information pathways	0.885752	0.885752	0.885752	0.885752	0.885752	0.885752	0.885752	0.885752	0.885752	0.885752	0.885752	0.885752	0.885752	0.885752	0.885752	0.885752	0.885752	0.885752	0.885752	0.885752	0.885752	0.885752	0.885752	0.885752	0.885752	0.885752	0.894201	0.885752	0.885752	0.885752	0.885752	0.885752	0.885752	0.886008	0.885752	0.894201
Rv0709	information pathways	0.823442	0.823442	0.823442	0.823442	0.823442	0.823442	0.823442	0.823442	0.823442	0.823442	0.823442	0.823442	0.823442	0.823442	0.823442	0.823442	0.823442	0.823442	0.823442	0.823442	0.823442	0.823442	0.823442	0.823442	0.823442	0.823442	0.823442	0.823442	0.823442	0.823442	0.823442	0.823442	0.823442	0.823442	0.823442	0.823442
Rv0711	intermediary metabolism and respiration	0.688489	0.687244	0.688489	0.688489	0.688489	0.686446	0.688152	0.687244	0.687244	0.701393	0.688489	0.688152	0.688152	0.685914	0.687244	0.687244	0.687244	0.688489	0.688489	0.688489	0.687244	0.687771	0.687244	0.687244	0.687244	0.687244	0.687244	0.687244	0.687244	0.687771	0.687244	0.687244	0.687244	0.688025	0.685914	0.701393
Rv0712	conserved hypothetical	0.959178	0.959178	0.959178	0.959178	0.959178	0.959178	0.959178	0.959178	0.959178	0.959178	0.959178	0.959178	0.959178	0.964146	0.959178	0.959178	0.959178	0.959178	0.959178	0.959178	0.959178	0.959178	0.959178	0.959178	0.959178	0.959178	0.959178	0.959178	0.959178	0.959178	0.959178	0.959178	0.959178	0.959329	0.959178	0.964146
Rv0713	cell wall and cell processes	0.994476	0.994476	0.994476	0.994476	0.994476	1.01437	0.994476	0.994476	0.994476	0.994018	0.994476	0.994476	0.994476	0.994476	0.994476	0.994

ACCEPTED MANUSCRIPT

Rv0787	conserved hypothetically	0.859604	0.859604	0.859604	0.859604	0.859604	0.859604	0.859604	0.858601	0.859604	0.859604	0.859604	0.859604	0.859604	0.859604	0.859604	0.858601	0.858601	0.859604	0.859604	0.859604	0.859604	0.859604	0.863694	0.858601	0.858601	0.859604	0.859604	0.859604	0.859604	0.880027	0.859604	0.859604	0.859604	0.860195	0.858601	0.880027
Rv0787A	conserved hypothetically	0.567096	0.567096	0.567096	0.567096	0.567096	0.567096	0.567096	0.567096	0.567096	0.567096	0.567096	0.567096	0.567096	0.567096	0.567096	0.567096	0.567096	0.567096	0.539868	0.567096	0.567096	0.567096	0.567096	0.567096	0.567096	0.567096	0.567096	0.567096	0.567096	0.567096	0.567096	0.567096	0.567096	0.566271	0.539868	0.567096
Rv0789c	conserved hypothetically	0.644486	0.644486	0.644486	0.644486	0.644486	0.644486	0.644486	0.644486	0.644486	0.644486	0.644486	0.644486	0.644486	0.644486	0.644486	0.644486	0.644486	0.644486	0.644486	0.644486	0.644486	0.644486	0.644486	0.644486	0.644486	0.644486	0.644486	0.645783	0.644486	0.644486	0.644486	0.644486	0.644486	0.644525	0.644486	0.645783
Rv0791c	conserved hypothetically	0.842171	0.842171	0.841071	0.842171	0.847485	0.829086	0.842171	0.842171	0.842171	0.838743	0.842171	0.842171	0.868023	0.841995	0.846718	0.842171	0.842171	0.842171	0.842171	0.842171	0.829086	0.842171	0.842171	0.842171	0.842171	0.842171	0.842171	0.842171	0.842171	0.841135	0.842171	0.829086	0.829086	0.841493	0.829086	0.868023
Rv0792c	regulatory proteins	0.763561	0.763811	0.763561	0.763561	0.763561	0.764027	0.764027	0.764027	0.764027	0.764027	0.763561	0.764027	0.749263	0.764027	0.764027	0.764027	0.764027	0.763561	0.763561	0.763561	0.763561	0.764027	0.764027	0.760954	0.764027	0.764027	0.764027	0.764027	0.764027	0.762362	0.764027	0.764027	0.764027	0.763317	0.749263	0.764027
Rv0793	intermediary metabolism and respiration	0.990926	0.990926	0.990926	0.990926	0.990926	0.990926	0.985052	0.990926	0.990926	0.990926	0.990926	0.990926	0.990926	0.990926	0.990926	0.990926	0.990926	0.990926	0.990926	0.990926	0.990926	0.990926	0.990926	0.990926	0.990926	0.990926	0.990926	0.990926	0.990926	0.990926	0.990926	0.990926	0.990926	0.990748	0.985052	0.990926
Rv0794c	intermediary metabolism and respiration	0.849277	0.849277	0.849277	0.849277	0.849277	0.849277	0.849277	0.849277	0.849277	0.849277	0.849277	0.849277	0.849277	0.849277	0.849277	0.849277	0.849277	0.849277	0.849277	0.849277	0.849277	0.849277	0.849277	0.849277	0.849277	0.849277	0.849277	0.849277	0.849277	0.849277	0.849277	0.849277	0.849277	0.849277	0.849277	0.849277
Rv0798c	virulence, detoxification, adaptation	0.651209	0.651209	0.651209	0.651209	0.651209	0.651209	0.651209	0.651209	0.651209	0.651209	0.651209	0.651209	0.651209	0.651209	0.651209	0.651209	0.651209	0.651209	0.651209	0.651209	0.651209	0.651209	0.651209	0.651209	0.651209	0.651209	0.651209	0.651209	0.651209	0.651209	0.651209	0.651209	0.651209	0.651209	0.651209	0.651209
Rv0799c	virulence, detoxification, adaptation	0.82401	0.82401	0.82401	0.82401	0.82401	0.82401	0.82401	0.82401	0.82401	0.82401	0.82401	0.82401	0.82401	0.834661	0.82401	0.82401	0.82401	0.82401	0.82401	0.82401	0.82401	0.82401	0.82401	0.82401	0.82401	0.829396	0.829396	0.829396	0.829396	0.82401	0.82401	0.82401	0.82401	0.824986	0.82401	0.834661
Rv0800	intermediary metabolism and respiration	0.77271	0.77271	0.77271	0.77271	0.77271	0.77271	0.77271	0.772614	0.77271	0.77271	0.77271	0.77271	0.767723	0.77271	0.77271	0.772614	0.772614	0.77271	0.77271	0.77271	0.77271	0.77271	0.77271	0.77271	0.772614	0.772614	0.77271	0.77271	0.776176	0.77271	0.77271	0.77271	0.77271	0.772649	0.767723	0.776176
Rv0801	conserved hypothetically	0.842649	0.821493	0.842649	0.842649	0.842649	0.842649	0.842649	0.821493	0.842649	0.874616	0.842649	0.842649	0.842649	0.821493	0.821493	0.821493	0.821493	0.842649	0.842649	0.842649	0.842649	0.842649	0.842649	0.821493	0.821493	0.821493	0.821493	0.821493	0.821493	0.821493	0.821493	0.842649	0.842649	0.83336	0.821493	0.874616
Rv0804	conserved hypothetically	0.899924	0.8978	0.8978	0.8978	0.8978	0.8978	0.904392	0.8978	0.8978	0.892077	0.8978	0.8978	0.8978	0.8978	0.8978	0.8978	0.8978	0.8978	0.8978	0.8978	0.8978	0.8978	0.8978	0.8978	0.8978	0.8978	0.8978	0.8978	0.8978	0.8978	0.8978	0.8978	0.8978	0.890017	0.890017	0.897419
Rv0807	conserved hypothetically	1.05478	1.05478	1.09392	1.05478	1.05478	1.05478	1.05478	1.05478	1.05478	1.05478	1.05478	1.05478	1.05478	1.05478	1.05478	1.05478	1.05478	1.05478	1.05478	1.05478	1.05478	1.05478	1.05478	1.05478	1.05478	1.05478	1.05478	1.05478	1.05478	1.05478	1.05478	1.05478	1.05478	1.055966	1.05478	1.09392
Rv0808	intermediary metabolism and respiration	0.777957	0.777957	0.777957	0.777957	0.777957	0.777957	0.80317	0.77654	0.777957	0.777957	0.777957	0.774561	0.777957	0.777957	0.777957	0.77654	0.77654	0.777957	0.777957	0.777957	0.777957	0.781994	0.77654	0.77654	0.77654	0.781994	0.781994	0.781994	0.781994	0.781994	0.781994	0.777957	0.777957	0.779217	0.774561	0.80317
Rv0812	intermediary metabolism and respiration	0.827727	0.827727	0.827727	0.827727	0.827727	0.827727	0.827727	0.827727	0.827727	0.827727	0.827727	0.827727	0.819635	0.827727	0.827727	0.827727	0.827727	0.827727	0.827727	0.827727	0.827727	0.827727	0.827727	0.820636	0.827727	0.827727	0.827727	0.827727	0.831771	0.827727	0.827727	0.820636	0.827727	0.827727	0.819635	0.831771
Rv0815c	intermediary metabolism and respiration	0.666824	0.666824	0.666824	0.666824	0.666824	0.666824	0.666824	0.666824	0.666824	0.666824	0.666824	0.666824	0.666824	0.666824	0.666824	0.666824	0.666824	0.666824	0.666824	0.666824	0.666824	0.666824	0.666824	0.666824	0.666824	0.666824	0.666824	0.666824	0.666824	0.666824	0.666824	0.666824	0.666824	0.666824	0.666824	0.666824
Rv0818	regulatory proteins	0.878033	0.879427	0.878033	0.878033	0.878033	0.878033	0.878033	0.879427	0.878033	0.872556	0.878033	0.878033	0.877496	0.879427	0.879427	0.879427	0.879427	0.878033	0.878033	0.878033	0.878033	0.878033	0.879427	0.879427	0.879427	0.888875	0.879427	0.879427	0.879427	0.879427	0.879427	0.878033	0.878033	0.878813	0.872556	0.888875
Rv0819	intermediary metabolism and respiration	0.876333	0.876333	0.876333	0.876333	0.876333	0.876333	0.876333	0.876333	0.876333	0.886987	0.876333	0.876333	0.876333	0.871572	0.876333	0.876333	0.876333	0.876333	0.876333	0.876333	0.876333	0.876333	0.876333	0.876333	0.876333	0.876333	0.876333	0.876333	0.876333	0.876333	0.876333	0.876333	0.876333	0.876512	0.871572	0.886987
Rv0821c	cell wall and cell processes	0.911637	0.911637	0.911637	0.911637	0.911637	0.911637	0.911637	0.911637	0.911637	0.911637	0.911637	0.911637	0.911637	0.911637	0.911637	0.911637	0.911637	0.911637	0.911637	0.911637	0.911637	0.911637	0.908329	0.911637	0.911637	0.911637	0.911637	0.911637	0.911637	0.911637	0.908329	0.911637	0.911637	0.911437	0.908329	0.911637
Rv0823c	regulatory proteins	0.816614	0.811938	0.816614	0.816614	0.81952	0.811938	0.80867	0.811938	0.811938	0.816614	0.816614	0.812813	0.816614	0.811938	0.811938	0.811938	0.811938	0.816614	0.816614	0.808629	0.811938	0.811938	0.811938	0.811938	0.811938	0.811938	0.811938	0.811938	0.816801	0.811938	0.811938	0.811277	0.811938	0.813256	0.808629	0.81952
Rv0825c	conserved hypothetically	0.73696	0.730068	0.730068	0.730068	0.730068	0.730068	0.730068	0.730068	0.730068	0.730068	0.73696	0.730068	0.730068	0.730068	0.734254	0.730068	0.730068	0.73696	0.73696	0.73696	0.730068	0.708906	0.733114	0.730068	0.730068	0.730345	0.730345	0.730345	0.730345	0.730068	0.708906	0.730068	0.730068	0.730082	0.708906	0.73696
Rv0826	conserved hypothetically	0.767425	0.769741	0.767425	0.765454	0.767425	0.769741	0.769741	0.769741	0.769741	0.769741	0.767425	0.792326	0.769741	0.769741	0.770265	0.769741	0.769741	0.767425	0.767425	0.767425	0.769741	0.769741	0.769741	0.769741	0.769741	0.769741	0.769741	0.769741	0.769741	0.769741	0.769741	0.769741	0.769741	0.76982	0.765454	0.792326
Rv0830	lipid metabolism	0.901131	0.901131	0.901131	0.901131	0.901131	0.901131	0.901131	0.901131	0.901131	0.901131	0.901131	0.901131	0.901131	0.88663	0.901131	0.901131	0.901131	0.901131	0.901131	0.901131	0.901131	0.901131	0.901131	0.901131	0.901131	0.901131	0.901131	0.901131	0.901131	0.901131	0.902463	0.901131	0.901131	0.900732	0.88663	0.902463
Rv0831c	stable RNAs	0.883964	0.883964	0.883964	0.883964	0.883964	0.883964	0.883964	0.883964	0.883964	0.883964	0.883964	0.883964	0.883964	0.883964	0.883964	0.883964	0.883964	0.883964	0.883964	0.883964	0.883964	0.883964	0.883964	0.883964	0.883964	0.883964	0.883964	0.883964	0.883964	0.883964	0.898264	0.898264	0.884831	0.883964	0.898264
Rv0836c	conserved hypothetically	0.897562	0.903984	0.897562	0.897562	0.897562	0.897562	0.897562	0.903984	0.897562	0.897562	0.897562	0.883938	0.897562	0.897562	0.903984	0.903984	0.903984	0.897562	0.897562	0.897562	0.897562	0.897562	0.903984	0.903984	0.903984	0.897562	0.897562	0.897562	0.897562	0.897562	0.897562	0.897562	0.897562	0.898706	0.883938	0.903984
Rv0845	regulatory proteins	0.974547	0.976911	0.974547	0.974547	0.974547	0.974547	0.974547	0.976911	0.974547	0.974921	0.974547	0.974547	0.974547	0.974547	0.976911	0.976911	0.976911	0.974547	0.974547	0.974547	0.974547	0.974547	0.976911	0.976911	0.976911	0.974547	0.974547	0.974547	0.974547	0.974547	0.974547	0.971117	0.974547	0.975027	0.971117	0.976911
Rv0849	cell wall and cell processes	0.768273	0.768273	0.768273	0.768273	0.768273	0.771064	0.768273	0.768273	0.768273	0.768273	0.768273	0.770571	0.764002	0.768273	0.768273	0.768273	0.768273	0.768273	0.770421	0.768273	0.768273	0.768273	0.768273	0.768273	0.768273	0.771065	0.768273	0.768273	0.768273	0.768273	0.768273	0.767867	0.767867	0.768423	0.764002	0.771065
Rv0851c	intermediary metabolism and respiration	0.926135	0.920359	0.926135	0.926135	0.926135	0.926135	0.926135	0.920359	0.926135	0.926135	0.926135	0.927245	0.926135	0.926135	0.920359	0.920359	0.920359	0.926135	0.926135	0.926135	0.926135	0.920359	0.920359	0.920359	0.920359	0.920359	0.920359	0.920359	0.920359	0.920359	0.920359	0.926135	0.926135	0.923543	0.920359	0.927245
Rv0854	conserved hypothetically	0.798686	0.798686	0.798686	0.798686	0.798686	0.798686	0.798686	0.798686	0.798686	0.798686	0.798686	0.798686	0.798686	0.798686	0.798686	0.798686	0.798686	0.798686	0.798686	0.815405	0.798686	0.798686	0.798686	0.798686	0.798686	0.798686	0.798686	0.798686	0.798686	0.78234	0.798686	0.798686	0.798686	0.798697	0.78234	0.815405
Rv0855	lipid metabolism	0.973345	0.973345	0.973345	0.973345	0.973345	1.00439	0.973345	0.973345	0.973345	0.973345	0.973345	0.973345	0.973345	0.973345	0.973345	0.973345	0.973345	0.973345	0.973345	0.973345	1.00439	0.973345	0.973345	0.973345	0.973345	0.967809	0.967809	0.973345	0.973345	0.973345	0.973345	1.00439	1.00439	0.976773	0.967809	1.00439
Rv0857	conserved hypothetically	0.796095	0.796095	0.796095	0.796095	0.796095	0.796095	0.796095	0.796095	0.796095	0.796095	0.796095	0.796095	0.796095	0.796095	0.796095	0.796095	0.796095	0.796095	0.796095	0.796095	0.798629	0.796095	0.796095	0.796095	0.796095	0.796095	0.796095	0.796095	0.796095	0.796095	0.796095	0.796095	0.796095	0.796172	0.796095	0.798629
Rv0858c	intermediary metabolism and respiration	0.874267	0.874267	0.874267	0.874267	0.874267	0.874267	0.874267	0.874267	0.874267	0.874267	0.874267	0.87438	0.874267	0.874267	0.874267	0.874267	0.874267	0.874267	0.874267	0.874267	0.874267	0.874267	0.874267	0.874267	0.874267	0.855464	0.855464	0.860419	0.874267	0.874267	0.874267	0.874267	0.874267	0.872711	0.855464	0.87438
Rv0859	lipid metabolism	0.633615	0.632414	0.632414	0.632414	0.632414	0.632414	0.632414	0.627533	0.632414	0.632414	0.632414	0.632414	0.632414	0.632923	0.632414	0.627533	0.627533	0.626622	0.632414	0.632414	0.632414	0.632414	0.630865	0.627533	0.627533	0.632414	0.632414	0.627533	0.625158	0.632414	0.632414	0.632414	0.632414	0.631136	0.625158	0.633615
Rv0863	conserved hypothetically	0.943769	0.943769	0.943769	0.943769	0.943769	0.943769	0.945245	0.943769	0.943769	0.943769	0.943769	0.943769	0.943769	0.943769	0.943769	0.943769	0.943769	0.943769	0.943769	0.943769	0.943769	0.943769	0.943769	0.943769	0.943769	0.943769	0.943769	0.943769	0.943769	0.943769	0.943769	0.943769	0.943769	0.943814	0.943769	0.945245
Rv0864	intermediary metabolism and respiration	1.01404	1.01404	1.01404	1.01404	1.01404	1.01404	1.01404	1.01404	1.01404	1.01404	1.01404	1.01404	1.01404	1.01404	1.01404	1.01404	1.01404	1.01404	1.01404	1.01404	1.01404	1.01404	1.01404	1.01404	1.01404	1.01404	1.01404	1.01404	1.01404	1.01404	1.01404	1.01404	1.01404	1.01404	1.01404	1.01404
Rv0866	intermediary metabolism and respiration	1.42106	1.42106	1.42106	1.42106	1.42106	1.42106	1.42106	1.42106	1.42106	1.42106	1.42106	1.42106	1.42106	1.42106	1.42106	1.42106	1.42106	1.42106	1.42106	1.42106	1.42106	1.42106	1.42106	1.42106	1.42106	1.42106	1.42106	1.42106	1.42106	1.42106	1.42106	1.42106	1.42106	1.42106	1.42106	1.42106
Rv0867c	cell wall and cell processes	1.13894	1.13894	1.13894	1.13894	1.13894	1.13894	1.12616	1.13894	1.13894	1.16215	1.13894	1.13894	1.13894	1.14269	1.13894	1.13894	1.13894	1.13894	1.13894	1.13894	1.13894	1.13894	1.13894	1.13894	1.13894	1.13894	1.13894	1.13894	1.13894	1.13894	1.13894	1.13894	1.13894	1.13937	1.12616	1.16215
Rv0870c	cell wall and cell processes	0.940415	0.940415	0.940415	0.940415	0.940415	0.940415	0.940415	0.940415	0.940415	0.940415	0.940415	0.940415	0.940415	0.940415	0.940415	0.940415	0.940415	0.940415	0.940415	0.940415	0.940415	0.940415	0.940415	0.940415	0.940415	0.940415	0.940415	0.940415	0.940415	0.940415	0.940415	0.940415	0.940415	0.940415	0.940415	0.940415
Rv0871	virulence, detoxification, adaptation	0.668999	0.668999	0.668999	0.668999	0.668999	0.668999	0.668999	0.668999	0.668999	0.668999	0.668999	0.655553	0.668999	0.668999	0.668999	0.668999	0.668999	0.668999	0.668999	0.697067	0.668999	0.668999	0.668999	0.668999	0.668999	0.668999	0.668999	0.668999	0.668999	0.668999	0.668999	0.668999	0.668999	0.669442	0.655553	0.697067
Rv0879c	cell wall and cell processes	1.24135	1.24135	1.24135	1.24135	1.24135	1.24135	1.24135	1.24135	1.24135	1.24135	1.24135	1.24135	1.24135	1.24135	1.24135	1.24135	1.24135	1.24135	1.24135	1.24135	1.24135	1.24135	1.24135	1.24135	1.24135	1.24135	1.24135	1.24135	1.24135	1.24135	1.24135	1.24135	1.24135	1.24135	1.24135	1.24135
Rv0880	regulatory proteins	0.850576	0.850576	0.850576	0.850576	0.850576	0.850576	0.850576	0.850576	0.850576	0.850576	0.850576	0.850576	0.850576	0.850576	0.850576	0.850576	0.850576	0.850576	0.850576	0.850576	0.850576	0.850576	0.869902	0.850576	0.850576	0.850576	0.850576	0.850576	0.850576	0.850576	0.850576	0.850576	0.850576	0.851162	0.850576	0.869902
Rv0883c	conserved hypothetically	0.824674	0.824674	0.824674	0.824674	0.824674	0.824674	0.824674	0.824674	0.824674	0.824674	0.824674	0.824674	0.824674	0.824674	0.824674	0.824674	0.824674	0.824674	0.824674	0.824674	0.824674	0.824674	0.824674	0.824674	0.824674	0.824674	0.824674	0.824674	0.824674	0.824674	0.824674	0.824674	0.824674	0.824674	0.824674	0.824674
Rv0886	intermediary metabolism and respiration	0.758366	0.758366	0.758366	0.758366	0.758366	0.758366	0.758366	0.761999	0.758366	0.758366	0.758366	0.758366	0.756472	0.758366	0.758366	0.758366	0.758366	0.758366	0.758366	0.758366	0.758366	0.757403	0.758366	0.758366	0.758366	0.758366	0.758366	0.758366	0.758366	0.754177	0.758366	0.758366	0.758366	0.758263	0.754177	0.761999
Rv0889c	intermediary metabolism and respiration	0.807351	0.807351	0.807351	0.807351	0.807351	0.807351	0.807351	0.807351	0.807351	0.807351	0.807351	0.807351	0.814617	0.815298	0.807351	0.807351	0.807351	0.807351	0.807351	0.807351	0.807351	0.807351	0.807351	0.807351	0.807351	0.807351	0.807351	0.807351	0.817451	0.807351	0.807351	0.807351	0.807351	0.808118	0.807351	0.817451
Rv0891c	regulatory proteins	0.91929	0.91929	0.91929	0.91929	0.91929	0.91929	0.91929	0.915055	0.91929	0.91929	0.91929	0.91929	0.878871	0.905498	0.91929	0.915055	0.915055	0.91929	0.91929	0.91929	0.91929	0.91929	0.91929	0.915055	0.915055	0.91929	0.91929	0.91929	0.91929	0.91929	0.91929	0.91929	0.91929	0.917006	0.878871	0.91929
Rv0892	intermediary metabolism and respiration	1.05183	1.05532	1.05183	1.05183	1.05183	1.05531	1.06045	1.05532	1.05532	1.05532	1.05512	1.05532	1.05477	1.04558	1.05532	1.05532	1.05532	1.0532	1.05183	1.05183	1.05532	1.05532	1.05532	1.05532	1.05532	1.05532	1.05532	1.05532	1.06387	1.05973	1.05105	1.05532	1.05532	1.05532	1.054722	1.04558
Rv0893c	lipid metabolism	0.978094	0.972227	0.978094	0.978094	0.978094	0.969835	0.972227	0.972227	0.972227	0.972227	0.978094	0.972227	0.972227	0.972227	0.972227	0.972227	0.972227	0.978094	0.978094	0.978094	0.962455	0.980367	0.972227	0.972227	0.972227	0.977531	0.977531	0.977531	0.983218	0.977926	0.980367	0.969835	0.969835	0.974617	0.962455	0.983218
Rv0894	regulatory proteins	0.951101	0.952808	0.969969	0.969969	0.969969	0.952808	0.944901	0.952808	0.944125	0.944125	0.955164	0.944125	0.94872	0.959246	0.952808	0.952808	0.952808	0.944125	0.944125	0.944125	0.952808	0.952808	0.955536	0.952808	0.952808	0.952808	0.952808	0.952808	0.952808	0.952523	0.952808	0.952808	0.952808	0.952715	0.944125	0.969969
Rv0895	lipid metabolism	1.10618	1.10618	1.10618	1.10618	1.10618	1.10618	1.10618	1.10618	1.10618	1.10618	1.10618	1.10879	1.10618	1.10618	1.10618	1.10618	1.10618	1.10618	1.10618	1.10618	1.10618	1.10618	1.10618	1.10618	1.10618	1.10618	1.10618	1.10618	1.10618	1.10618	1.10618	1.10618	1.10618	1.106259	1.10618	1.10879
Rv0896	intermediary metabolism and respiration	0.579881	0.578457	0.579881	0.579881	0.579881	0.578457	0.579881	0.578457	0.578457	0.579881	0.579881	0.578579	0.584537	0.578457	0.578457	0.578457	0.578457	0.579881	0.579881	0.579881	0.578457	0.578457	0.578457	0.578457	0.578457	0.578457	0.578457	0.581625	0.578457	0.578457	0.578457	0.578457	0.578457	0.579172	0.578457	0.584537
Rv0897c	intermediary metabolism and respiration	0.802689	0.795953	0.804874	0.804874	0.809822	0.804085	0.802689	0.802689	0.802689	0.806619	0.802689	0.802689	0.802689	0.766835	0.802689	0.802689	0.802689	0.802689	0.802689	0.802689	0.804085	0.795796	0.802689	0.802689	0.802689	0.806331	0.802689	0.802689	0.802689	0.798867	0.795796	0.804085	0.804085	0.801612	0.766835	0.809822
Rv0898c	conserved hypothetically	1.24059	1.24059	1.24059	1.24059	1.24059	1.24059	1.24059	1.24059	1.24059	1.24059	1.24059	1.24059	1.24059	1.24059	1.24059	1.24059	1.24059	1.24059	1.24059	1.24059	1.24059	1.24059	1.24059	1.24059	1.24059	1.24059	1.24059	1.24059	1.24059	1.24059	1.24059	1.24059	1.24059	1.24059	1.24059	1.24059
Rv0901	cell wall and cell processes	1.0123	1.0123	1.0123	1.0123	1.0123	0.989723	1.0123	1.0123	1.0123	1.0123	1.0123	1.0123	1.0123	1.0123	1.0123	1.0123	1.0123	1.0123	1.0123	1.0123	1.0123	1.0123	1.0123	1.0123	1.0123	1.0123	1.0123	1.0123	1.0123	1.0123	1.0123	1.0123	1.0123	1.011616	0.989723	1.0123
Rv0904c	lipid metabolism	0.934967	0.941952	0.934967	0.934967	0.934967	0.941952	0.941952	0.945338	0.941952	0.941952	0.93043	0.941952	0.938838	0.941952	0.941952	0.941952	0.941952	0.93043	0.938914	0.93043	0.941952	0.94573	0.941952	0.941952	0.941952	0.941952	0.941952	0.941952	0.941952	0.941952	0.94573	0.941952	0.941952	0.940203	0.93043	0.94573
Rv0905	lipid metabolism	0.841304	0.841304	0.841304	0.841304	0.841304	0.841304	0.841304	0.841304	0.841304	0.841304	0.841304	0.841304	0.841304	0.841304	0.841304	0.841304	0.841304	0.841304	0.841304	0.841304	0.841304	0.838445	0.841304	0.841304	0.841304	0.841304	0.841304	0.841304	0.841304	0.841304	0.838445	0.841304	0.841304	0.841131	0.838445	0.841304
Rv0908	cell wall and cell processes	0.835263	0.836496	0.835263	0.835263	0.835263	0.836496	0.836496	0.836496	0.836496	0.832807	0.835263	0.836496	0.836496	0.836496	0.836496	0.836496	0.836496	0.835263	0.835263	0.835263	0.836496	0.835692	0.836496	0.836496	0.836496	0.838388	0.836496	0.836496	0.836496	0.836496	0.835692	0.836496	0.836496	0.836094	0.832807	0.838388
Rv0909	conserved hypothetically	0.440087	0.45804	0.440087	0.440087	0.440087	0.440087	0.440087	0.45804	0.440087	0.440087	0.440087	0.440087	0.440087	0.440087	0.45804	0.45804	0.45804	0.440087	0.440087	0.440087	0.440087	0.45804	0.45804	0.45804	0.45804	0.45804	0.45804	0.45804	0.45804	0.45804	0.45804	0.440087	0.440087	0.448247	0.440087	0.45804
Rv0911	conserved hypothetically	0.692544	0.7001	0.692544	0.692544	0.692544	0.693237	0.692544	0.692544	0.692544	0.692544	0.692544	0.692544	0.692544	0.680861	0.692544	0.692544	0.692544	0.692544	0.692544	0.692544	0.692544	0.692544	0.692544	0.692544	0.692544	0.692544	0.692544	0.692544	0.692544	0.692544	0.701231	0.692544	0.692544	0.692703	0.680861	0.701231
Rv0912	cell wall and cell processes	1.01344	1.01344	1.01344	1.01344	1.01344	1.01344	1.01344	1.01344	1.01344	1.01344	1.01344	1.01344

ACCEPTED MANUSCRIPT

Rv1002c	cell wall and cell processes	0.684588	0.685017	0.684588	0.684588	0.684588	0.681808	0.682576	0.685017	0.685017	0.684588	0.684588	0.684588	0.681931	0.685017	0.685017	0.685017	0.685017	0.684588	0.684588	0.684588	0.683118	0.685017	0.685017	0.685017	0.685017	0.685017	0.685017	0.688071	0.685017	0.685017	0.685017	0.683118	0.683118	0.684542	0.681808	0.688071
Rv1003	conserved hypotheticals	0.913361	0.897201	0.897201	0.897201	0.897201	0.897201	0.897201	0.897201	0.897201	0.897201	0.897201	0.897201	0.897201	0.897201	0.897201	0.897201	0.897201	0.897201	0.897201	0.897201	0.897201	0.897201	0.897201	0.897201	0.897201	0.897201	0.897201	0.897201	0.900831	0.902982	0.897201	0.897201	0.897201	0.897976	0.897201	0.913361
Rv1004c	cell wall and cell processes	0.971124	0.971124	0.971124	0.971124	0.971124	0.968796	0.971124	0.971124	0.971124	0.971124	0.971124	0.971124	0.971124	0.971124	0.971124	0.971124	0.971124	0.971124	0.971124	0.971124	0.968796	0.969476	0.971124	0.971124	0.971124	0.971124	0.971124	0.971124	0.972673	0.971124	0.971124	0.971124	0.971124	0.97098	0.968796	0.972673
Rv1006	conserved hypotheticals	0.893587	0.893587	0.893587	0.893587	0.893587	0.893587	0.893587	0.893587	0.893587	0.893587	0.893587	0.895099	0.893587	0.898981	0.893587	0.893587	0.893587	0.893587	0.893587	0.893587	0.893587	0.893587	0.893587	0.893587	0.893587	0.893587	0.893587	0.893587	0.891492	0.893587	0.893587	0.893587	0.902078	0.89399	0.891492	0.902078
Rv1007c	information pathways	0.759724	0.757202	0.757202	0.757202	0.757202	0.757202	0.757202	0.75613	0.757202	0.759457	0.757202	0.757202	0.757202	0.758378	0.757202	0.75613	0.75613	0.755456	0.757202	0.757202	0.757202	0.757202	0.75613	0.75613	0.757202	0.757202	0.757202	0.757202	0.757202	0.757202	0.757202	0.757202	0.757202	0.757167	0.755456	0.759724
Rv1010	information pathways	0.69756	0.69756	0.69756	0.69756	0.69756	0.69756	0.69756	0.69756	0.69756	0.69756	0.69756	0.69756	0.69756	0.69756	0.69756	0.69756	0.69756	0.69756	0.69756	0.694196	0.69756	0.69756	0.69756	0.69756	0.69756	0.69756	0.69756	0.69756	0.69756	0.69756	0.69756	0.69756	0.69756	0.697458	0.694196	0.69756
Rv1012	stable RNAs	0.761416	0.756028	0.761416	0.761416	0.761416	0.761416	0.761416	0.756028	0.761416	0.754103	0.761416	0.761416	0.761416	0.744964	0.756028	0.756028	0.756028	0.761416	0.761416	0.761416	0.761416	0.756028	0.756028	0.756028	0.756028	0.756028	0.756028	0.756028	0.756028	0.756028	0.756028	0.756028	0.761416	0.758247	0.744964	0.761416
Rv1014c	stable RNAs	0.857082	0.857082	0.857082	0.857082	0.857082	0.857082	0.857082	0.857082	0.857082	0.857082	0.857082	0.857082	0.857082	0.857082	0.857082	0.857082	0.857082	0.857082	0.857082	0.857082	0.857082	0.857082	0.857082	0.857082	0.857082	0.857082	0.857082	0.857082	0.857082	0.857082	0.857082	0.857082	0.857082	0.857082	0.857082	0.857082
Rv1015c	stable RNAs	0.869702	0.869702	0.869702	0.869702	0.869702	0.869702	0.869702	0.869702	0.869702	0.869702	0.869702	0.869702	0.869702	0.869702	0.869702	0.869702	0.869702	0.869702	0.869702	0.877813	0.869702	0.869702	0.869702	0.869702	0.869702	0.869702	0.869702	0.869702	0.869702	0.869702	0.855333	0.869702	0.869702	0.869512	0.855333	0.877813
Rv1018c	stable RNAs	0.672344	0.672344	0.672344	0.672344	0.672344	0.672344	0.672344	0.672344	0.672344	0.672344	0.672344	0.669613	0.672344	0.671492	0.672344	0.672344	0.672344	0.666319	0.672344	0.672344	0.674215	0.672344	0.672344	0.672344	0.672344	0.672344	0.672344	0.672344	0.674256	0.680791	0.672344	0.672344	0.672344	0.672423	0.666319	0.680791
Rv1019	regulatory proteins	0.666016	0.666016	0.666016	0.660491	0.666016	0.666016	0.666016	0.666016	0.666016	0.666016	0.666016	0.666016	0.666016	0.661875	0.666016	0.666016	0.666016	0.666016	0.666016	0.666016	0.666016	0.666016	0.666016	0.666016	0.666016	0.666016	0.666016	0.666016	0.666016	0.666016	0.666016	0.666016	0.666016	0.665723	0.660491	0.666016
Rv1021	conserved hypotheticals	1.07125	1.07125	1.07125	1.07125	1.07125	1.07125	1.07125	1.07125	1.07125	1.07125	1.07125	1.07125	1.07125	1.05941	1.07125	1.07125	1.07125	1.07125	1.07125	1.07125	1.07125	1.07125	1.07125	1.07125	1.07125	1.07125	1.07125	1.07125	1.07125	1.07125	1.07125	1.07125	1.07125	1.070891	1.05941	1.07125
Rv1022	cell wall and cell processes	0.840423	0.838324	0.840423	0.840423	0.840423	0.840423	0.840423	0.838324	0.840423	0.840423	0.840423	0.840423	0.869527	0.840423	0.838324	0.838324	0.838324	0.840423	0.840423	0.840423	0.851699	0.829044	0.838324	0.838324	0.838324	0.842596	0.838324	0.838324	0.838324	0.838324	0.838324	0.829044	0.840423	0.840423	0.829044	0.869527
Rv1023	intermediary metabolism and respiration	0.617717	0.602131	0.617717	0.617717	0.617717	0.617717	0.615197	0.602131	0.617717	0.617717	0.616033	0.617717	0.615197	0.617717	0.602131	0.602131	0.602131	0.61757	0.616033	0.616033	0.617717	0.617717	0.602131	0.602131	0.602131	0.621727	0.621727	0.621727	0.621727	0.617717	0.617717	0.617717	0.617717	0.614114	0.602131	0.621727
Rv1025	conserved hypotheticals	0.986274	0.986274	0.986274	0.986274	0.986274	0.986274	0.986274	0.986274	0.986274	0.986274	0.986274	0.986274	0.986274	0.986274	0.986274	0.986274	0.986274	0.986274	0.986274	0.986274	0.986274	0.986274	0.986274	0.986274	0.986274	0.986274	0.986274	0.986274	0.986274	0.986274	0.986274	0.986274	0.986274	0.986274	0.986274	0.986274
Rv1026	virulence, detoxification, adaptation	0.819291	0.819291	0.819291	0.819291	0.819291	0.819291	0.811645	0.819291	0.819291	0.819291	0.819291	0.819291	0.806643	0.819291	0.819291	0.819291	0.819291	0.819291	0.819291	0.819291	0.819291	0.819291	0.819291	0.819291	0.819291	0.819291	0.819291	0.819291	0.819299	0.819291	0.819291	0.819291	0.819291	0.818676	0.806643	0.819299
Rv1029	cell wall and cell processes	0.579201	0.57694	0.57694	0.572948	0.57694	0.577197	0.57694	0.57694	0.57694	0.57694	0.57694	0.57694	0.57694	0.57694	0.57694	0.57694	0.57694	0.57694	0.57694	0.581667	0.57694	0.57694	0.574292	0.57694	0.57694	0.57694	0.57694	0.57694	0.57694	0.57694	0.574292	0.57694	0.57694	0.576878	0.572948	0.581667
Rv1030	cell wall and cell processes	0.803442	0.799969	0.803442	0.803442	0.803442	0.805806	0.799969	0.799969	0.799969	0.799969	0.803442	0.799969	0.799969	0.805862	0.799969	0.799969	0.799969	0.803442	0.803442	0.803442	0.805806	0.799969	0.79899	0.799969	0.799969	0.805568	0.799969	0.799969	0.799969	0.799969	0.799969	0.807427	0.807427	0.801935	0.79899	0.807427
Rv1031	cell wall and cell processes	0.824575	0.824575	0.824575	0.824575	0.824575	0.824575	0.824575	0.824575	0.824575	0.824575	0.824575	0.824575	0.824575	0.824575	0.824575	0.824575	0.824575	0.824575	0.824575	0.824575	0.824575	0.824575	0.824575	0.824575	0.824575	0.824575	0.824575	0.824575	0.824575	0.824575	0.824575	0.824575	0.824575	0.824575	0.824575	0.824575
Rv1032c	regulatory proteins	0.71465	0.716384	0.71465	0.71465	0.71465	0.720245	0.714795	0.716384	0.716384	0.716384	0.71465	0.716384	0.71465	0.714661	0.716384	0.716384	0.716384	0.71465	0.71465	0.71465	0.720245	0.717298	0.716384	0.716384	0.716384	0.716384	0.716384	0.710289	0.714115	0.716384	0.713003	0.720245	0.720245	0.715951	0.710289	0.720245
Rv1033c	regulatory proteins	0.615912	0.615912	0.615912	0.615912	0.615912	0.615912	0.620279	0.615912	0.615912	0.615912	0.617211	0.615912	0.615912	0.624754	0.615912	0.615912	0.615912	0.617211	0.617211	0.617211	0.615912	0.615912	0.615912	0.615912	0.615912	0.615912	0.615912	0.615912	0.615912	0.615912	0.615912	0.615912	0.615912	0.61647	0.615912	0.624754
Rv1043c	conserved hypotheticals	0.829328	0.829328	0.829328	0.829328	0.829328	0.829328	0.829328	0.829328	0.829328	0.829328	0.829328	0.82631	0.829328	0.829328	0.829328	0.829328	0.829328	0.831769	0.829328	0.829328	0.829328	0.829328	0.829328	0.829328	0.829328	0.829328	0.829328	0.829328	0.829328	0.829328	0.829328	0.829328	0.829328	0.829311	0.82631	0.831769
Rv1044	conserved hypotheticals	1.0713	1.0713	1.0713	1.0713	1.0713	1.0713	1.0713	1.0713	1.0713	1.0713	1.0713	1.0713	1.0713	1.0713	1.0713	1.0713	1.0713	1.0713	1.0713	1.0713	1.0713	1.0713	1.0713	1.0713	1.0713	1.0713	1.0713	1.0713	1.0713	1.0713	1.0713	1.0713	1.0713	1.0713	1.0713	1.0713
Rv1045	conserved hypotheticals	0.950701	0.950701	0.950701	0.950701	0.950701	0.950701	0.950701	0.950701	0.950701	0.940121	0.950701	0.950701	0.950701	0.950701	0.950701	0.950701	0.950701	0.950701	0.950701	0.950701	0.950701	0.950701	0.950701	0.950701	0.950701	0.950701	0.950701	0.950701	0.950701	0.951504	0.950701	0.965244	0.963388	0.95123	0.940121	0.965244
Rv1048c	conserved hypotheticals	0.920297	0.920297	0.920297	0.920297	0.920297	0.920297	0.920216	0.920297	0.920297	0.920297	0.920297	0.920297	0.920297	0.920297	0.920297	0.920297	0.920297	0.920297	0.920297	0.920297	0.920297	0.920297	0.920297	0.920297	0.920297	0.920297	0.920297	0.925108	0.93304	0.925108	0.925108	0.919224	0.920297	0.920297	0.926111	0.921262	0.919224	0.93304
Rv1050	intermediary metabolism and respiration	0.824234	0.824234	0.824234	0.824234	0.824234	0.824234	0.824234	0.824234	0.824234	0.824234	0.824234	0.824234	0.824234	0.820292	0.824234	0.824234	0.824234	0.824234	0.824234	0.824234	0.824234	0.818226	0.824234	0.824234	0.824234	0.818226	0.818226	0.818226	0.818226	0.818226	0.818226	0.824234	0.824234	0.82284	0.818226	0.824234
Rv1051c	conserved hypotheticals	0.64319	0.64319	0.64319	0.64319	0.64319	0.64319	0.637898	0.64319	0.64319	0.64319	0.64319	0.64319	0.64319	0.64319	0.64319	0.64319	0.64319	0.64319	0.64319	0.64319	0.64319	0.64319	0.64319	0.64319	0.64319	0.64319	0.64319	0.64319	0.642743	0.64319	0.64319	0.64319	0.64319	0.643016	0.637898	0.64319
Rv1052	conserved hypotheticals	1.07132	1.07132	1.07132	1.07132	1.07132	1.07132	1.07132	1.07132	1.07132	1.07132	1.07132	1.07132	1.07132	1.07132	1.07132	1.07132	1.07132	1.07132	1.07132	1.07132	1.07132	1.07132	1.07132	1.07132	1.07132	1.07132	1.07132	1.07132	1.07132	1.07132	1.07132	1.07132	1.07132	1.07132	1.07132	1.07132
Rv1053c	conserved hypotheticals	1.09745	1.09745	1.09745	1.09745	1.09745	1.09745	1.09745	1.09745	1.09745	1.09745	1.09745	1.09745	1.09745	1.09745	1.09745	1.09745	1.09745	1.09745	1.09745	1.09745	1.09745	1.09745	1.09745	1.09745	1.09745	1.09745	1.09745	1.09745	1.09745	1.09745	1.09745	1.09745	1.09745	1.09745	1.09745	1.09745
Rv1057	conserved hypotheticals	0.599444	0.599444	0.599444	0.599444	0.599444	0.599444	0.599444	0.599444	0.599444	0.595796	0.599444	0.599444	0.599444	0.599444	0.599444	0.599444	0.599444	0.599444	0.599444	0.599444	0.599444	0.599444	0.599444	0.599444	0.599444	0.599444	0.599444	0.599444	0.599444	0.598552	0.599444	0.599444	0.599444	0.599306	0.595796	0.599444
Rv1058	lipid metabolism	0.82897	0.82897	0.82897	0.82897	0.82897	0.82897	0.831574	0.82897	0.82897	0.82897	0.82897	0.82897	0.82897	0.828139	0.82897	0.82897	0.82897	0.82897	0.82897	0.82897	0.82897	0.82897	0.82897	0.82897	0.82897	0.82897	0.82897	0.82897	0.82897	0.82897	0.82897	0.82897	0.82897	0.829024	0.828139	0.831574
Rv1060	conserved hypotheticals	0.845017	0.845017	0.845017	0.845017	0.845017	0.845017	0.845017	0.845017	0.845017	0.845017	0.845017	0.845017	0.845017	0.845017	0.845017	0.845017	0.845017	0.845017	0.845017	0.845017	0.845017	0.845017	0.845017	0.845017	0.845017	0.845017	0.845017	0.845017	0.845017	0.845017	0.845017	0.845017	0.845017	0.845017	0.845017	0.845017
Rv1061	conserved hypotheticals	0.610373	0.610373	0.610373	0.610373	0.610373	0.604544	0.610373	0.610373	0.610373	0.610373	0.610373	0.610133	0.610373	0.610373	0.610373	0.610373	0.610373	0.610373	0.610373	0.610373	0.596514	0.610373	0.60784	0.610373	0.610373	0.610373	0.610373	0.610373	0.610373	0.610373	0.610373	0.604544	0.604544	0.609339	0.596514	0.610373
Rv1062	conserved hypotheticals	0.851462	0.851462	0.851462	0.851462	0.851462	0.851462	0.849935	0.851462	0.851462	0.851462	0.851462	0.851462	0.851462	0.851462	0.851462	0.851462	0.851462	0.851462	0.851462	0.851462	0.851462	0.851462	0.851462	0.851462	0.851462	0.851462	0.851462	0.851462	0.851462	0.834804	0.851462	0.851462	0.851462	0.850911	0.834804	0.851462
Rv1064c	cell wall and cell processes	0.864018	0.864018	0.864018	0.864018	0.864018	0.864018	0.864018	0.864018	0.864018	0.864018	0.864018	0.864018	0.864018	0.864018	0.864018	0.864018	0.864018	0.864018	0.864018	0.864018	0.864018	0.864018	0.864018	0.864018	0.864018	0.864018	0.864018	0.864018	0.864018	0.864018	0.864018	0.864018	0.864018	0.864018	0.864018	0.864018
Rv1066	conserved hypotheticals	0.876445	0.876445	0.876445	0.876445	0.876445	0.876445	0.876445	0.876445	0.876445	0.876445	0.876445	0.876445	0.876445	0.876445	0.876445	0.876445	0.876445	0.876445	0.876445	0.876445	0.876445	0.876445	0.876445	0.876445	0.876445	0.876445	0.876445	0.876445	0.876445	0.876445	0.876445	0.876445	0.876445	0.876445	0.876445	0.876445
Rv1069c	conserved hypotheticals	0.751183	0.754195	0.754195	0.754195	0.754195	0.756887	0.758345	0.754195	0.754195	0.754195	0.752206	0.754195	0.754195	0.753709	0.754195	0.754195	0.754195	0.754195	0.754195	0.754195	0.756887	0.754449	0.754195	0.754195	0.754195	0.754195	0.754195	0.757543	0.751903	0.754658	0.754449	0.756887	0.756887	0.754542	0.751183	0.758345
Rv1070c	lipid metabolism	0.962781	0.962781	0.962781	0.962781	0.962781	0.962781	0.969013	0.962781	0.962781	0.962781	0.962781	0.962781	0.962781	0.962781	0.962781	0.962781	0.962781	0.962781	0.962781	0.962781	0.962781	0.962781	0.962781	0.962781	0.962781	0.962781	0.962781	0.962781	0.962781	0.962781	0.962781	0.962781	0.962781	0.96297	0.962781	0.969013
Rv1071c	lipid metabolism	0.806463	0.806463	0.806463	0.806463	0.806463	0.806463	0.806463	0.806463	0.806463	0.806463	0.806463	0.806463	0.806463	0.806463	0.806463	0.806463	0.806463	0.806463	0.806463	0.806463	0.806463	0.806463	0.806463	0.806463	0.806463	0.806463	0.806463	0.806463	0.806463	0.806463	0.806463	0.806463	0.806463	0.806605	0.806463	0.811163
Rv1073	conserved hypotheticals	0.930385	0.930385	0.930385	0.930385	0.926037	0.930385	0.930385	0.930385	0.930385	0.930385	0.930385	0.930385	0.930385	0.930385	0.930385	0.930385	0.930385	0.930385	0.930385	0.930385	0.930385	0.930385	0.930385	0.930385	0.930385	0.930385	0.930385	0.930385	0.929575	0.930385	0.930385	0.930385	0.930385	0.930229	0.926037	0.930385
Rv1074c	lipid metabolism	0.702183	0.702183	0.702183	0.702183	0.702183	0.708108	0.702183	0.702183	0.702183	0.702183	0.702183	0.706303	0.702183	0.702183	0.702183	0.702183	0.702183	0.702183	0.702183	0.702183	0.708108	0.702183	0.702183	0.702183	0.702183	0.702183	0.702183	0.702183	0.702183	0.702183	0.702183	0.708108	0.708108	0.703026	0.702183	0.708108
Rv1076	intermediary metabolism and respiration	1.07331	1.07802	1.07331	1.07331	1.07331	1.07331	1.07331	1.07331	1.07331	1.07678	1.07331	1.07331	1.07331	1.07331	1.07331	1.07331	1.07331	1.07331	1.07972	1.07331	1.07331	1.07331	1.07331	1.07331	1.07331	1.07331	1.07981	1.07981	1.07981	1.07981	1.07331	1.05678	1.05678	1.073538	1.05678	1.07981
Rv1084	conserved hypotheticals	0.753149	0.747792	0.751262	0.753149	0.753149	0.753149	0.753149	0.753149	0.753149	0.753149	0.753149	0.753149	0.753149	0.753149	0.753149	0.753149	0.753149	0.753149	0.753149	0.753149	0.75033	0.753149	0.753149	0.753149	0.753149	0.749303	0.753149	0.753149	0.753149	0.753149	0.753149	0.75761	0.753149	0.753149	0.752863	0.747792
Rv1090	intermediary metabolism and respiration	0.578416	0.578416	0.578416	0.578416	0.578416	0.590701	0.578416	0.578416	0.578416	0.581759	0.578416	0.578416	0.578416	0.578416	0.578416	0.578416	0.578416	0.578416	0.578416	0.578416	0.578416	0.578416	0.578416	0.578416	0.578416	0.603889	0.603889	0.603889	0.578416	0.578416	0.578416	0.578416	0.578416	0.581205	0.578416	0.603889
Rv1094	lipid metabolism	0.617991	0.617991	0.617991	0.617991	0.617991	0.617991	0.62011	0.617991	0.617991	0.617991	0.617991	0.617991	0.617991	0.617991	0.617991	0.617991	0.617991	0.617991	0.617991	0.617991	0.617991	0.617991	0.617991	0.617991	0.617991	0.617991	0.617991	0.617991	0.617991	0.617991	0.617991	0.617991	0.617991	0.618055	0.617991	0.62011
Rv1095	intermediary metabolism and respiration	0.744127	0.747701	0.744127	0.744127	0.744127	0.747701	0.747701	0.747701	0.747701	0.747701	0.744127	0.747701	0.754246	0.747701	0.747701	0.747701	0.747701	0.744127	0.744127	0.744127	0.747701	0.747701	0.747701	0.747701	0.747701	0.747701	0.747701	0.743107	0.747701	0.747701	0.762624	0.747701	0.747701	0.747346	0.743107	0.762624
Rv1096	intermediary metabolism and respiration	0.57125	0.573561	0.57125	0.57125	0.57125	0.573561	0.57125	0.573561	0.573561	0.57125	0.57125	0.57125	0.559382	0.573561	0.573561	0.573561	0.573561	0.57125	0.57125	0.57125	0.573561	0.573561	0.573561	0.573561	0.573561	0.573561	0.573561	0.573561	0.573561	0.573561	0.573561	0.573623	0.573623	0.572365	0.559382	0.573623
Rv1097c	cell wall and cell processes	0.980547	0.98855	0.980547	0.980547	0.980547	0.98855	0.98855	0.98855	0.98855	0.98855	0.980547	0.977412	0.98855	0.98855	0.98855	0.98855	0.98855	0.980547	0.980547	0.980547	0.98855	0.98855	0.98855	0.98855	0.98855	0.98855	0.98855	0.98855	0.98855	0.98855	0.98855	0.98855	0.98855	0.986272	0.977412	0.98855
Rv1100	conserved hypotheticals	0.830854	0.830854	0.830854	0.830854	0.830854	0.830854	0.830854	0.830854	0.830854	0.830854	0.830854	0.830854	0.830854	0.830854	0.830854	0.830854	0.830854	0.830854	0.830854	0.830854	0.830854	0.830854	0.830854	0.830854	0.830854	0.830854	0.830854	0.830854	0.830854	0.830854	0.830854	0.830854	0.830854	0.830854	0.830854	0.830854
Rv1101c	cell wall and cell processes	0.769135	0.769135	0.769865	0.769865	0.769865	0.769135	0.769135	0.769135	0.769135	0.7708	0.769135	0.769135	0.770195	0.769135	0.769135	0.769135	0.769135	0.769135	0.769135	0.769135	0.769135	0.769135	0.769135	0.769135	0.769135	0.769135	0.769135	0.770513	0.769135	0.769135	0.769135	0.769135	0.769135	0.769326	0.769135	0.7708
Rv1102c	virulence, detoxification, adaptation	0.871429	0.876553	0.871429	0.871429	0.871429	0.871429	0.871429	0.876553	0.871429	0.871429	0.871429	0.871429	0.871429	0.871429	0.876553	0.876553	0.876553	0.871429	0.871429	0.871429	0.876553	0.876553	0.876553	0.871429	0.871429	0.871429	0.871429	0.871429	0.871429	0.871429	0.871429	0.871429	0.871429	0.872671	0.871429	0.876553
Rv1104	intermediary metabolism and respiration	0.813028	0.813028	0.813028	0.813028	0.813028	0.813028	0.813028	0.813028	0.813028	0.813028	0.813028	0.813028	0.820488	0.813028	0.813028	0.813028	0.813028	0.813028	0.813028	0.813028	0.813028	0.813028	0.813028	0.813028	0.813028	0.813028	0.813028	0.813028	0.813028	0.813028	0.813028	0.813028	0.813028	0.813254	0.813028	0.820488
Rv1105	intermediary metabolism and respiration	0.78693	0.78693	0.78693	0.78693	0.78693	0.78693	0.78693	0.78693	0.78693	0.78693	0.78693	0.78693	0.78693	0.78693	0.78693	0.78693	0.78693	0.78693	0.78693	0.78693	0.78693	0.78693	0.78693	0.78693	0.78693	0.78693	0.78693	0.78693	0.78693	0.78693	0.78693	0.78693	0.78693	0.78693	0.78693	0.78693
Rv1107c	information pathways	0.826419	0.826419	0.826419	0.826419	0.826419	0.826419	0.826419	0.826419	0.826419	0.826419	0.826419	0.826419	0.826419	0.826419	0.826419	0.826419	0.826419	0.826419	0.826419	0.826419	0.826419	0.826419	0.826419	0.826419	0.826419	0.826419	0.826419	0.826419	0.826419	0.826419	0.826419	0.826419	0.826419	0.826419	0.826419	0.826419
Rv1108c	information pathways	0.881858	0.872913	0.881858	0.875858	0.881858	0.881858	0.881858	0.872913	0.881858	0.881858	0.881858	0.893107	0.881858	0.872913	0.881651	0.872913	0.872913	0.881858	0.891604	0.881858	0.881858	0.872913	0.872913	0.872913	0.872913	0.872913	0.872913	0.872913	0.872913	0.872913	0.872913	0.881858	0.881858	0.87824	0.872913	0.893107
Rv1110	cell wall and cell processes	1.02512	1.02512	1.02512	1.02512	1.02512	1.02512	1.02512	1.02512	1.02512	1.02512	1.00559	1.02512	1.02512	1.02037	1.02512	1.02512	1.02512	1.02512	1.02512	1.02512	1.02512	1.02512	1.00802	1.02425	1.02512	1.02512	1.02512	1.02512	1.02512	1.02512	1.00802	1.02512	1.02512	1.023322	1.00559	1.02512
Rv1111c	conserved hypotheticals	0.807078	0.807078	0.807078	0.807078	0.807078	0.804271	0.807078	0.807078	0.807078	0.814028	0.807078	0.807078	0.807078	0.820087	0.807078	0.807078	0.807078	0.807078	0.807078	0.807078	0.804271	0.807078	0.799505	0.807078	0.807078	0.81852	0.807078	0.807078	0.807078	0.807078	0.807078	0.804271	0.804271	0.80746	0.799505	0.820087
Rv1112	conserved hypotheticals	0.589993	0.588774	0.589993	0.589993	0.589993	0.589862	0.589993	0.589862	0.589862	0.589993	0.589993	0.589993	0.592441	0.589862	0.589862	0.589862	0.589862	0.589993	0.589993	0.589993	0.589862	0.589862	0.589862	0.589862	0.589862	0.589862	0.589862	0.589862	0.589862	0.589862	0.589862	0.589862	0.589862	0.589951	0.588774	0.592441
Rv1113	virulence, detoxification, adaptation	0.797501	0.797501	0.797501	0.797501	0.797501	0.797501	0.797501	0.797501	0.797501	0.797501	0.797501	0.797501	0

ACCEPTED MANUSCRIPT

Rv1212c	intermediary metabolism and respiration	0.918419	0.918419	0.918419	0.918419	0.918419	0.918419	0.922848	0.918419	0.918419	0.929613	0.918419	0.919969	0.918419	0.918419	0.915349	0.918419	0.918419	0.918419	0.918419	0.918419	0.918419	0.918419	0.918419	0.918419	0.918419	0.918419	0.918419	0.918419	0.918419	0.918419	0.918419	0.918419	0.918419	0.918419	0.918846	0.915349	0.929613
Rv1215c	conserved hypothetical	0.799677	0.799977	0.799677	0.799677	0.799677	0.799677	0.799677	0.799977	0.799677	0.801873	0.799677	0.799677	0.803374	0.798509	0.799977	0.799977	0.799977	0.799677	0.799677	0.799677	0.799677	0.799977	0.799977	0.799977	0.799977	0.799977	0.799977	0.797877	0.799977	0.799977	0.799977	0.799677	0.799677	0.799677	0.799893	0.797877	0.803374
Rv1218c	cell wall and cell processes	0.620978	0.62302	0.620978	0.620978	0.620978	0.620978	0.620978	0.62302	0.620978	0.620978	0.620978	0.620978	0.620978	0.620978	0.62302	0.62302	0.62302	0.62302	0.620978	0.61755	0.620978	0.620978	0.62302	0.62302	0.62302	0.620978	0.620978	0.620978	0.620978	0.620978	0.620978	0.620978	0.620978	0.620978	0.621369	0.61755	0.62302
Rv1220c	intermediary metabolism and respiration	0.933065	0.933065	0.928953	0.933065	0.933065	0.933065	0.933065	0.933065	0.933065	0.933065	0.933065	0.933065	0.933065	0.933065	0.933065	0.933065	0.933065	0.933065	0.933065	0.933065	0.933065	0.933065	0.933065	0.933065	0.933065	0.933065	0.933065	0.933065	0.933065	0.933065	0.933065	0.933065	0.933065	0.933065	0.93294	0.928953	0.933065
Rv1221	stable RNAs	0.701253	0.701253	0.701253	0.701253	0.701253	0.701253	0.701253	0.701253	0.701253	0.701253	0.701253	0.701253	0.701253	0.701253	0.701253	0.701253	0.701253	0.701253	0.701253	0.701253	0.701253	0.701253	0.701253	0.701253	0.701253	0.701253	0.701253	0.701253	0.701253	0.701253	0.701253	0.701253	0.701253	0.701253	0.701253	0.701253	0.701253
Rv1224	cell wall and cell processes	0.837506	0.832598	0.837506	0.837506	0.837506	0.837506	0.837506	0.832598	0.837506	0.837506	0.837506	0.837506	0.837506	0.837506	0.832598	0.832598	0.832598	0.837506	0.837506	0.837506	0.837506	0.837506	0.832598	0.832598	0.832598	0.837506	0.837506	0.837506	0.837506	0.837506	0.853714	0.837506	0.837506	0.836807	0.832598	0.853714
Rv1226c	cell wall and cell processes	0.74258	0.74258	0.742751	0.742751	0.742751	0.749687	0.742751	0.74258	0.742751	0.748219	0.742751	0.742751	0.742751	0.742751	0.74258	0.74258	0.74258	0.742751	0.742751	0.742751	0.749687	0.74258	0.74258	0.74258	0.74258	0.740009	0.74258	0.74258	0.74258	0.74258	0.74258	0.749687	0.749687	0.743597	0.740009	0.749687
Rv1227c	cell wall and cell processes	0.713608	0.713608	0.713608	0.713608	0.713608	0.713608	0.713608	0.713608	0.713608	0.713608	0.713608	0.713608	0.713608	0.713608	0.713608	0.713608	0.713608	0.713608	0.725694	0.713608	0.713608	0.713608	0.713608	0.713608	0.713608	0.713608	0.713608	0.713608	0.713608	0.713608	0.713608	0.713608	0.713608	0.713608	0.713974	0.713608	0.725694
Rv1228	cell wall and cell processes	0.84829	0.84829	0.84829	0.84829	0.84829	0.841082	0.84829	0.84829	0.84829	0.84829	0.84829	0.84829	0.84829	0.84829	0.84829	0.84829	0.84829	0.84829	0.84829	0.84829	0.84829	0.844968	0.856682	0.839351	0.84829	0.84829	0.84829	0.84829	0.84829	0.84829	0.856682	0.84829	0.84829	0.848209	0.839351	0.856682
Rv1230c	cell wall and cell processes	0.99196	1.00935	0.99196	0.99196	0.99196	0.998585	0.972107	0.999673	0.998585	0.998585	0.99196	1.00216	0.987407	0.996769	0.997141	0.999673	0.999673	0.99196	0.99196	0.99196	0.994296	0.998585	0.999673	0.999673	0.999673	0.998585	0.998585	0.998585	0.998585	0.998585	0.999673	0.998585	1.00034	0.996328	0.972107	1.00935
Rv1232c	cell wall and cell processes	0.89929	0.901269	0.90072	0.90072	0.90072	0.901269	0.903971	0.898645	0.901269	0.907801	0.90072	0.898645	0.901269	0.905964	0.901269	0.898645	0.898645	0.90072	0.90072	0.90072	0.901269	0.901269	0.901269	0.898645	0.898645	0.907195	0.907195	0.907195	0.901269	0.901269	0.901269	0.901269	0.901269	0.901576	0.898645	0.907801
Rv1234	cell wall and cell processes	1.2617	1.25279	1.25279	1.25279	1.25279	1.25279	1.25279	1.25279	1.25279	1.2308	1.25279	1.2308	1.24152	1.25279	1.25279	1.25279	1.25279	1.25279	1.25279	1.25279	1.25279	1.25279	1.25279	1.25279	1.25279	1.25279	1.25279	1.25279	1.25279	1.25279	1.25279	1.25279	1.25279	1.251386	1.2308	1.2617
Rv1236	cell wall and cell processes	0.764188	0.764188	0.764188	0.764188	0.764188	0.764188	0.764188	0.764188	0.764188	0.764188	0.764188	0.764188	0.764188	0.764188	0.764188	0.764188	0.764188	0.764188	0.756125	0.764188	0.764188	0.764188	0.764188	0.764188	0.764188	0.764188	0.764188	0.764188	0.764188	0.764188	0.764188	0.764188	0.764188	0.763944	0.756125	0.764188
Rv1238	cell wall and cell processes	0.842905	0.842905	0.842905	0.842905	0.842905	0.834391	0.866111	0.842905	0.842905	0.842905	0.842905	0.842905	0.847991	0.842905	0.842905	0.842905	0.842905	0.842905	0.842905	0.842905	0.842905	0.842905	0.842905	0.842905	0.842905	0.842905	0.842905	0.842905	0.842905	0.850608	0.842905	0.842905	0.842905	0.843738	0.834391	0.866111
Rv1240	intermediary metabolism and respiration	0.778401	0.773278	0.792305	0.778401	0.792305	0.773278	0.773278	0.773278	0.773278	0.765428	0.778401	0.773278	0.773278	0.773278	0.773278	0.773278	0.773278	0.773278	0.778401	0.778401	0.773278	0.773278	0.773278	0.773278	0.773278	0.773278	0.773278	0.773278	0.773278	0.773278	0.773278	0.773278	0.773278	0.775125	0.765428	0.792305
Rv1242	virulence, detoxification, adaptation	0.777988	0.777988	0.777988	0.777988	0.777988	0.777988	0.777988	0.777988	0.777988	0.777988	0.777988	0.777988	0.777988	0.777988	0.777988	0.777988	0.777988	0.777988	0.777988	0.77705	0.777988	0.777988	0.777988	0.777988	0.777988	0.777988	0.777988	0.777988	0.777988	0.777988	0.777988	0.777988	0.777988	0.77796	0.77705	0.777988
Rv1246c	virulence, detoxification, adaptation	0.654538	0.654538	0.654538	0.654538	0.654538	0.654538	0.654538	0.654538	0.654538	0.654538	0.663034	0.654538	0.654538	0.654538	0.65956	0.654538	0.654538	0.654538	0.654538	0.654538	0.654538	0.654538	0.654538	0.654538	0.654538	0.654538	0.654538	0.654538	0.654538	0.654538	0.654538	0.654538	0.654538	0.654948	0.654538	0.663034
Rv1247c	virulence, detoxification, adaptation	0.851042	0.851042	0.851042	0.851042	0.851042	0.851042	0.851042	0.851042	0.851042	0.851042	0.851042	0.851042	0.839144	0.851042	0.851042	0.851042	0.851042	0.851042	0.851042	0.851042	0.851042	0.851042	0.851042	0.851042	0.851042	0.851042	0.851042	0.851042	0.851042	0.851042	0.851042	0.851042	0.851042	0.850681	0.839144	0.851042
Rv1248c	intermediary metabolism and respiration	0.668893	0.666593	0.668893	0.668893	0.668893	0.662578	0.666427	0.666593	0.664644	0.667219	0.668893	0.665952	0.666427	0.664644	0.66746	0.666593	0.666593	0.668893	0.668893	0.668893	0.662578	0.664644	0.666593	0.666593	0.666593	0.666593	0.664644	0.664644	0.666593	0.664644	0.664644	0.662578	0.662578	0.666207	0.662578	0.668893
Rv1250	cell wall and cell processes	0.87469	0.866935	0.87469	0.87469	0.87469	0.87469	0.87469	0.854485	0.87469	0.87469	0.87469	0.880156	0.87469	0.871894	0.871289	0.866935	0.866935	0.87469	0.87469	0.87469	0.87469	0.866935	0.868685	0.866935	0.866935	0.866935	0.866935	0.866935	0.866935	0.866244	0.869132	0.87469	0.87617	0.871144	0.854485	0.880156
Rv1251c	conserved hypothetical	0.856045	0.855259	0.856045	0.856045	0.856045	0.858737	0.856045	0.856394	0.856045	0.856045	0.859937	0.856045	0.856717	0.857368	0.85693	0.856394	0.856394	0.856045	0.856045	0.856045	0.85956	0.853491	0.855259	0.856394	0.856394	0.855259	0.855259	0.855259	0.855259	0.855259	0.854527	0.857897	0.85956	0.856364	0.853491	0.859937
Rv1253	information pathways	0.887844	0.891031	0.887844	0.887844	0.887844	0.887844	0.887844	0.891031	0.887844	0.896433	0.887844	0.887844	0.887844	0.887844	0.891031	0.891031	0.891031	0.887844	0.887844	0.887844	0.887844	0.902575	0.891031	0.891031	0.891031	0.891031	0.891031	0.891031	0.891031	0.890333	0.902575	0.88568	0.88568	0.8901	0.88568	0.902575
Rv1254	intermediary metabolism and respiration	0.700739	0.700739	0.709317	0.697744	0.700739	0.700739	0.700739	0.700739	0.700739	0.700739	0.700739	0.700739	0.700739	0.700739	0.700739	0.700739	0.700739	0.700739	0.700739	0.700739	0.700739	0.700739	0.700739	0.700739	0.700739	0.700739	0.700739	0.700739	0.700739	0.700739	0.687953	0.700739	0.700739	0.700521	0.687953	0.709317
Rv1256c	intermediary metabolism and respiration	0.776202	0.776202	0.776202	0.776202	0.791269	0.776202	0.776202	0.776202	0.776202	0.776202	0.776202	0.776202	0.776202	0.776202	0.764772	0.776202	0.776202	0.776202	0.776202	0.776202	0.776202	0.776202	0.776202	0.776202	0.776202	0.776202	0.776202	0.776202	0.776202	0.776202	0.776202	0.776202	0.776202	0.776312	0.764772	0.791269
Rv1257c	intermediary metabolism and respiration	0.832989	0.833582	0.832989	0.832989	0.832989	0.836666	0.832989	0.836666	0.836666	0.832989	0.832989	0.836666	0.832989	0.836666	0.836666	0.836666	0.836666	0.832989	0.832989	0.832989	0.836666	0.836666	0.836666	0.836666	0.836666	0.836666	0.836666	0.836666	0.836666	0.836666	0.836666	0.836666	0.836666	0.835347	0.832989	0.836666
Rv1258c	cell wall and cell processes	0.905327	0.906909	0.906909	0.906909	0.906909	0.906909	0.906909	0.906909	0.906909	0.906909	0.905327	0.906909	0.906909	0.906909	0.906909	0.906909	0.906909	0.905327	0.905327	0.911167	0.906909	0.906909	0.906909	0.906909	0.906909	0.906909	0.906909	0.906909	0.906909	0.906909	0.904326	0.877695	0.906909	0.905883	0.877695	0.911167
Rv1259	information pathways	1.07578	1.07578	1.07578	1.07578	1.07578	1.07578	1.07578	1.07578	1.07578	1.07578	1.07578	1.07578	1.07578	1.07578	1.07578	1.07578	1.07578	1.07578	1.07578	1.07578	1.07578	1.07578	1.07578	1.07578	1.07578	1.07578	1.07578	1.07578	1.07578	1.07578	1.07578	1.07578	1.07578	1.07578	1.07578	1.07578
Rv1261c	conserved hypothetical	0.581038	0.581038	0.581038	0.581038	0.581038	0.581038	0.581038	0.581038	0.581038	0.581038	0.581038	0.581038	0.581038	0.581038	0.581038	0.581038	0.581038	0.581038	0.581038	0.581038	0.581038	0.581038	0.581038	0.581038	0.581038	0.581038	0.581038	0.581038	0.581038	0.581038	0.581038	0.581038	0.581038	0.581038	0.581038	0.581038
Rv1264	stable RNAs	0.847227	0.847227	0.847227	0.847227	0.847227	0.844994	0.852641	0.847227	0.847227	0.847227	0.847227	0.850006	0.847227	0.847227	0.847227	0.847227	0.847227	0.847227	0.847227	0.847227	0.847227	0.847227	0.847227	0.847227	0.847227	0.847227	0.847227	0.847227	0.847227	0.847227	0.847227	0.847227	0.847227	0.847408	0.844994	0.852641
Rv1271c	cell wall and cell processes	1.13929	1.13929	1.13929	1.13929	1.13929	1.11708	1.13929	1.13929	1.13929	1.13929	1.13929	1.13929	1.13929	1.13929	1.13929	1.13929	1.13929	1.13929	1.13929	1.13929	1.13929	1.13929	1.13929	1.13929	1.13929	1.13929	1.13929	1.13929	1.13929	1.13929	1.13929	1.13929	1.13929	1.138617	1.11708	1.13929
Rv1272c	cell wall and cell processes	0.709341	0.713976	0.709615	0.712006	0.709615	0.709341	0.709341	0.709341	0.709341	0.709341	0.709341	0.707401	0.709341	0.709341	0.709341	0.709341	0.709341	0.709341	0.709341	0.709341	0.709341	0.709341	0.709341	0.709341	0.709341	0.710035	0.709341	0.709341	0.709341	0.709341	0.709341	0.709341	0.709341	0.709541	0.707401	0.713976
Rv1274	cell wall and cell processes	0.806688	0.818636	0.806688	0.806688	0.806688	0.806688	0.806688	0.818636	0.806688	0.806688	0.806688	0.806688	0.806688	0.818636	0.818636	0.818636	0.818636	0.806688	0.806688	0.806688	0.806688	0.818636	0.818636	0.818636	0.818636	0.818636	0.818636	0.818636	0.818636	0.818636	0.818636	0.806688	0.806688	0.812481	0.806688	0.818636
Rv1277	conserved hypothetical	0.873084	0.873084	0.873084	0.873084	0.873084	0.86966	0.873084	0.873084	0.873084	0.873084	0.873084	0.873084	0.873084	0.873084	0.873084	0.873084	0.873084	0.873084	0.873084	0.873084	0.86966	0.873084	0.873084	0.873084	0.873084	0.873084	0.873084	0.873084	0.873084	0.873084	0.873084	0.86966	0.86966	0.872669	0.86966	0.873084
Rv1278	conserved hypothetical	0.882264	0.882264	0.882264	0.882264	0.882264	0.882264	0.882264	0.882264	0.882264	0.884548	0.882264	0.886773	0.882493	0.886722	0.87996	0.882264	0.882264	0.882264	0.882264	0.882264	0.882264	0.882264	0.882264	0.882264	0.882264	0.882264	0.882264	0.882264	0.882264	0.887737	0.882264	0.882264	0.882264	0.882708	0.87996	0.887737
Rv1280c	cell wall and cell processes	0.673308	0.673308	0.673308	0.673308	0.673308	0.673308	0.673308	0.673308	0.673308	0.672372	0.671076	0.673308	0.673308	0.673308	0.673308	0.673308	0.673308	0.673308	0.673308	0.674508	0.673308	0.673308	0.671076	0.673308	0.673308	0.673308	0.672706	0.673308	0.673308	0.673308	0.673308	0.673308	0.673308	0.673256	0.671076	0.674508
Rv1282c	cell wall and cell processes	1.0168	1.0168	1.0168	1.0168	1.0168	1.0168	1.0168	1.0168	1.0168	1.00321	1.0168	1.0168	1.0168	1.0168	1.0168	1.0168	1.0168	1.0168	1.0168	1.0168	1.0168	1.0168	1.0168	1.0168	1.0168	1.0168	1.0168	1.0168	1.0168	1.0168	1.0168	1.0168	1.0168	1.016388	1.00321	1.0168
Rv1283c	cell wall and cell processes	0.69614	0.69614	0.69614	0.69614	0.69614	0.69614	0.702913	0.69614	0.69614	0.69614	0.69614	0.69614	0.701795	0.70185	0.69614	0.69614	0.69614	0.69614	0.69614	0.698432	0.69614	0.69614	0.69614	0.69614	0.69614	0.69614	0.69614	0.69614	0.69614	0.69614	0.69614	0.69614	0.69614	0.696759	0.69614	0.702913
Rv1284	intermediary metabolism and respiration	0.52938	0.52938	0.52938	0.52938	0.52938	0.52938	0.530642	0.52938	0.52938	0.52938	0.52938	0.531876	0.52938	0.52938	0.52938	0.52938	0.52938	0.52938	0.52938	0.52938	0.52938	0.52938	0.52938	0.52938	0.52938	0.52938	0.52938	0.52938	0.52938	0.52938	0.52938	0.52938	0.52938	0.529494	0.52938	0.531876
Rv1287	conserved hypothetical	0.915551	0.915551	0.915551	0.915551	0.915551	0.915551	0.915551	0.915551	0.915551	0.915551	0.915551	0.915551	0.915551	0.915551	0.915551	0.915551	0.915551	0.915551	0.915551	0.915551	0.915551	0.915551	0.915551	0.915551	0.915551	0.915551	0.915551	0.915551	0.915551	0.915551	0.915551	0.915551	0.915551	0.915551	0.915551	0.915551
Rv1290c	conserved hypothetical	0.788775	0.788775	0.788775	0.784382	0.788775	0.788775	0.787872	0.788775	0.788775	0.788775	0.788775	0.788775	0.788775	0.783197	0.788775	0.788775	0.788775	0.788775	0.788775	0.788775	0.788139	0.788775	0.788775	0.788775	0.788775	0.788775	0.788775	0.788775	0.788775	0.78668	0.788775	0.788775	0.791333	0.788518	0.783197	0.791333
Rv1291c	cell wall and cell processes	0.817838	0.817838	0.817838	0.817838	0.817838	0.817838	0.817838	0.832182	0.817838	0.827225	0.817838	0.817838	0.817838	0.817838	0.817838	0.832182	0.832182	0.817838	0.817838	0.817838	0.817838	0.817838	0.817838	0.817838	0.832182	0.832182	0.817838	0.817838	0.817838	0.817838	0.808136	0.817838	0.817838	0.820002	0.808136	0.832182
Rv1293	intermediary metabolism and respiration	0.887649	0.878017	0.878017	0.878017	0.878017	0.878017	0.878017	0.878017	0.878017	0.882616	0.878017	0.878017	0.878017	0.878017	0.878017	0.878017	0.878017	0.878017	0.878017	0.878017	0.878017	0.878017	0.878017	0.878017	0.878017	0.878017	0.878017	0.878017	0.878017	0.878017	0.878017	0.878017	0.878017	0.878448	0.878017	0.887649
Rv1294	intermediary metabolism and respiration	0.952592	0.952592	0.952592	0.952592	0.952592	0.952592	0.956304	0.952592	0.952592	0.952592	0.952592	0.978414	0.952592	0.952592	0.952592	0.952592	0.952592	0.952592	0.952592	0.952592	0.952592	0.952592	0.960617	0.957758	0.952592	0.952592	0.952592	0.952592	0.952592	0.952592	0.952592	0.952592	0.952592	0.954912	0.952592	0.978414
Rv1299	information pathways	0.852229	0.852229	0.852229	0.852229	0.852229	0.852229	0.852229	0.852229	0.852229	0.852229	0.852229	0.852229	0.852229	0.852229	0.852229	0.852229	0.852229	0.852229	0.852229	0.852229	0.852229	0.852229	0.852229	0.852229	0.852229	0.852229	0.852229	0.852229	0.852229	0.844446	0.852229	0.852229	0.852229	0.851993	0.844446	0.852229
Rv1300	intermediary metabolism and respiration	0.964424	0.964424	0.964424	0.964424	0.964424	0.964424	0.964424	0.966644	0.964424	0.964424	0.964424	0.964424	0.964424	0.964424	0.964424	0.966644	0.966644	0.964424	0.964424	0.964424	0.964424	0.964424	0.964424	0.964424	0.966644	0.966644	0.964424	0.964424	0.964424	0.96368	0.964424	0.964424	0.964424	0.964738	0.96368	0.966644
Rv1301	conserved hypothetical	0.929562	0.930871	0.929562	0.929562	0.929562	0.929562	0.929562	0.926865	0.929562	0.929562	0.929562	0.943003	0.929562	0.929562	0.926865	0.926865	0.926865	0.929562	0.929562	0.929562	0.929562	0.926865	0.926865	0.926865	0.926865	0.926865	0.926865	0.926865	0.926865	0.926865	0.929562	0.929562	0.929562	0.928865	0.926865	0.943003
Rv1303	cell wall and cell processes	0.992559	0.992559	0.992559	0.992559	0.992559	0.992559	0.992559	0.992559	0.992559	0.992559	0.992559	0.992559	0.992559	0.992559	0.992559	0.992559	0.992559	0.992559	0.992559	0.992559	0.992559	0.992559	0.992559	0.992559	0.992559	0.992559	0.992559	0.992559	0.992559	0.992559	0.992559	0.992559	0.992559	0.992559	0.992559	0.992559
Rv1305	intermediary metabolism and respiration	0.965	0.971942	0.965	0.965	0.965	1.006	0.971942	0.971942	0.971942	0.971942	0.965	0.971942	0.971942	0.971942	0.971942	0.971942	0.971942	0.965	0.965	0.965	0.971942	0.971942	0.971942	0.971942	0.971942	0.971942	0.971942	0.971942	0.971942	0.971942	0.971942	0.971942	0.971942	0.971291	0.965	1.006
Rv1306	intermediary metabolism and respiration	1.12732	1.12732	1.12732	1.12732	1.12732	1.12732	1.12732	1.12732	1.12732	1.12825	1.12732	1.12732	1.12732	1.12732	1.13486	1.12732	1.12732	1.12732	1.12732	1.12732	1.12732	1.12732	1.12732	1.12732	1.12732	1.12732	1.12732	1.12732	1.12732	1.12732	1.10369	1.12732	1.12732	1.13257	1.12702	1.10369	1.13486
Rv1308	stable RNAs	0.79558	0.79558	0.79558	0.79558	0.79558	0.795726	0.79558	0.79558	0.79558	0.79558	0.79558	0.79558	0.79558	0.801773	0.79558	0.79558	0.79558	0.79558	0.79558	0.79558	0.79558	0.79558	0.79558	0.79558	0.79558	0.79558	0.79558	0.79558	0.79558	0.79558	0.79558	0.79558	0.79558	0.795772	0.79558	0.801773
Rv1309	stable RNAs	0.92706	0.92706	0.92706	0.92706	0.92706	0.919797	0.92706	0.92706	0.92706	0.928086	0.92706	0.92706	0.92706	0.92706	0.92706	0.92706	0.92706	0.92706	0.92706	0.92706	0.92706	0.92706	0.92706	0.92574	0.92706	0.92706	0.92706	0.92706	0.92706	0.92706	0.92706	0.92706	0.92706	0.926831	0.919797	0.928086
Rv1311	stable RNAs	0.619704	0.619704	0.619704	0.619704	0.619704	0.619704	0.619704	0.619704	0.619704	0.619704	0.619704	0.619704	0.619704	0.620932	0.619704	0.619704	0.619704	0.619704	0.619704	0.619704	0.619704	0.619704	0.619704	0.619704	0.619704	0.619704	0.619704	0.619704	0.619704	0.619704	0.619704	0.619704	0.619704	0.619741	0.619704	0.620932
Rv1312	stable RNAs	0.825859	0.820807	0.825859	0.825859	0.825859	0.811066	0.825859	0.811066	0.811066	0.825859	0.825859	0.817766	0.825859	0.811066	0.811066	0.811066	0.811066	0.825859	0.825859	0.825859	0.811066	0.811066	0.811066	0.811066	0.811066	0.811066	0.811066	0.811066	0.811066	0.818263	0.811066	0.811066	0.811066	0.816713	0.811066	0.825859
Rv1314c	stable RNAs	0.984093	0.984093	0.984093	0.984093	0.984093	0.984093	0.984093	0.984093	0.984093	0.984093	0.984093	0.984093	0.984093	0.984093	0.984093	0.984093	0.984093	0.984093	0.984093	0.984093	0.984093	0.984093	0.984093	0.984093	0.984093	0.984093	0.984093	0.984093	0.984093	0.984093	0.984093	0.984093	0.984093	0.984093	0.984093	0.984093
Rv1316c	information pathways	0.579465	0.579465	0.579465	0.579465	0.579465	0.579465	0.579465	0.579465	0.579465	0.579465	0.579465	0.579465	0.579465	0.579465	0.579465	0.579465	0.579465	0.578483	0.579465	0.579465	0.579465	0.579465	0.590734	0.579465	0.579465	0.582118	0.582118	0.579465	0.579465	0.579465	0.579465	0.579465	0.579465	0.579938	0.578483	0.590734
Rv1318c	intermediary metabolism and respiration	0.903644	0.903644	0.903644	0.900976	0.903644	0.903644	0.903644	0.903644	0.903644	0.901491	0.908982	0.903644	0.899981	0.903644	0.901222	0.903644	0.903644	0.908982	0.909264	0.907513	0.910253	0.903644	0.908564	0.903644	0.903644	0.903644	0.911476	0.903644	0.903644	0.903644	0.903644	0.903644	0.903644	0.904511	0.899981	0.911476
Rv1319c	intermediary metabolism and respiration	0.869296	0.84179	0.869296	0.869296	0.865686	0.838215	0.875487	0.84179	0.84179	0.837358	0.869296	0.837358	0.869296	0.842694	0.851655	0.84179	0.84179	0.869296	0.869296	0.869296	0.838215	0.850122	0.845503	0.84179	0.84179	0.84113	0.84113	0.830858	0.84113	0.83261	0.850122	0.838215	0.838215	0.849776	0.830858	0.875487
Rv1320c	intermediary metabolism and respiration	0.883712	0.892841	0.91206	0.91206	0.91206	0.892841	0.892841	0.893317	0.892841	0.892953	0.892841	0.892841	0.892841	0.892841	0.892841	0.893317	0.893317	0.892841	0.892841	0.892841	0.897578	0.892841	0.893895	0.893317	0.893317	0.892841	0.892841	0.895464	0.892841	0.892841	0.892841	0.892841	0.892841	0.894642	0.883712	0.91206
Rv1323	information pathways	0.796953	0.802782	0.796953	0.796953	0.796953	0.802782	0

Rv1384	intermediary metabolism and respiration	0.532802	0.52934	0.531281	0.531281	0.531281	0.528723	0.527522	0.52934	0.528723	0.528723	0.530366	0.528036	0.531117	0.528723	0.52934	0.52934	0.52934	0.530366	0.530366	0.530366	0.52808	0.52934	0.52934	0.52934	0.52934	0.52934	0.52934	0.52934	0.52934	0.527423	0.52934	0.528723	0.528723	0.529497	0.527423	0.532802
Rv1392	intermediary metabolism and respiration	0.625942	0.628127	0.625942	0.625942	0.625942	0.625942	0.625942	0.625942	0.625942	0.62992	0.625942	0.625942	0.625942	0.625942	0.625942	0.625942	0.625942	0.625942	0.625942	0.625942	0.625942	0.625942	0.625942	0.625942	0.625942	0.625942	0.625942	0.625942	0.625942	0.625942	0.625942	0.622307	0.622307	0.625908	0.622307	0.62992
Rv1394c	intermediary metabolism and respiration	0.721361	0.722373	0.721361	0.721361	0.721361	0.721361	0.721361	0.722001	0.721361	0.721361	0.721361	0.721361	0.721361	0.725025	0.721361	0.722001	0.722001	0.721361	0.721361	0.721361	0.723109	0.721361	0.721361	0.722001	0.722001	0.721361	0.721361	0.721361	0.721361	0.722463	0.721361	0.720004	0.720004	0.721604	0.720004	0.725025
Rv1397c	virulence, detoxification, adaptation	1.05605	1.05702	1.05605	1.05605	1.05605	1.05605	1.05605	1.05702	1.05605	1.05605	1.05605	1.05605	1.05605	1.05605	1.05702	1.05702	1.05702	1.05605	1.05605	1.05605	1.05605	1.05702	1.05702	1.05702	1.05702	1.05702	1.05702	1.05702	1.05702	1.05702	1.03214	1.05605	1.05605	1.055737	1.03214	1.05702
Rv1398c	virulence, detoxification, adaptation	0.752482	0.752482	0.752482	0.752482	0.752482	0.752482	0.752482	0.752482	0.752482	0.752482	0.752482	0.752482	0.752482	0.752482	0.752482	0.752482	0.752482	0.743864	0.752482	0.752482	0.752482	0.752482	0.752482	0.752482	0.752482	0.752482	0.752482	0.752482	0.752482	0.752482	0.752482	0.752482	0.752482	0.752221	0.743864	0.752482
Rv1399c	intermediary metabolism and respiration	0.884577	0.889212	0.89386	0.89386	0.89386	0.890123	0.889212	0.889212	0.889212	0.889212	0.889212	0.889212	0.889212	0.884246	0.889212	0.889212	0.889212	0.889212	0.889212	0.889212	0.890123	0.889212	0.889212	0.889212	0.889212	0.889212	0.889212	0.889212	0.889212	0.889212	0.890123	0.890123	0.890123	0.889454	0.884246	0.89386
Rv1402	information pathways	1.06037	1.06324	1.06144	1.06324	1.06144	1.06324	1.05922	1.06324	1.06324	1.05787	1.06324	1.06324	1.06324	1.06324	1.06324	1.06324	1.06324	1.06324	1.06324	1.06324	1.06324	1.06324	1.06324	1.06324	1.06324	1.06324	1.06324	1.06324	1.06324	1.06123	1.06324	1.06338	1.06338	1.062707	1.05787	1.06338
Rv1407	information pathways	0.885724	0.884464	0.885724	0.886598	0.885724	0.885724	0.883557	0.884464	0.885724	0.885724	0.885724	0.885724	0.885724	0.883646	0.884464	0.884464	0.884464	0.885724	0.885724	0.902877	0.885724	0.884464	0.884464	0.884464	0.884464	0.884464	0.884464	0.884464	0.884464	0.884464	0.885724	0.885724	0.885724	0.885569	0.883557	0.902877
Rv1409	intermediary metabolism and respiration	0.84476	0.845657	0.84476	0.84476	0.84476	0.838887	0.827299	0.845657	0.838887	0.838887	0.84476	0.83687	0.838887	0.838887	0.845657	0.845657	0.845657	0.84476	0.84476	0.84476	0.838887	0.845657	0.845657	0.845657	0.845657	0.845657	0.836805	0.845657	0.845657	0.845657	0.85209	0.838887	0.838887	0.842902	0.827299	0.85209
Rv1412	intermediary metabolism and respiration	0.996194	0.996194	0.996194	0.979546	0.996194	0.996194	0.996194	0.977785	0.996194	0.996194	0.996194	0.996194	0.996194	0.997802	0.996194	0.977785	0.977785	0.996194	0.996194	0.996194	0.996194	0.996194	0.996194	0.977785	0.977785	0.996194	0.996194	0.996194	0.996194	0.996194	0.996194	0.996194	0.996194	0.992949	0.977785	0.997802
Rv1413	conserved hypotheticals	0.788731	0.788731	0.788731	0.788731	0.788731	0.785724	0.789222	0.788731	0.788731	0.783286	0.788731	0.788731	0.788731	0.788731	0.788731	0.788731	0.788731	0.788731	0.788731	0.788731	0.785724	0.788731	0.788731	0.788731	0.788731	0.788731	0.788731	0.788731	0.788731	0.788731	0.785724	0.785724	0.785724	0.788216	0.783286	0.789222
Rv1414	conserved hypotheticals	0.861703	0.861703	0.861703	0.861703	0.861703	0.861703	0.861703	0.861703	0.861703	0.861703	0.861703	0.861703	0.861703	0.861703	0.861703	0.861703	0.861703	0.861703	0.861703	0.861703	0.861703	0.861703	0.861703	0.861703	0.861703	0.861703	0.863716	0.861703	0.861703	0.861703	0.861703	0.861703	0.861703	0.861764	0.861703	0.863716
Rv1415	intermediary metabolism and respiration	0.838016	0.838016	0.838016	0.838016	0.838016	0.830364	0.838016	0.838016	0.838016	0.838016	0.838016	0.838016	0.838016	0.838016	0.838016	0.838016	0.838016	0.838016	0.838016	0.838016	0.830364	0.84764	0.838016	0.838016	0.838016	0.838016	0.838016	0.838016	0.838016	0.838016	0.838016	0.830364	0.830364	0.83738	0.830364	0.84764
Rv1419	conserved hypotheticals	0.579856	0.581034	0.581034	0.581034	0.581034	0.581034	0.590583	0.581034	0.581034	0.581034	0.579856	0.581034	0.581034	0.581034	0.581034	0.581034	0.581034	0.579856	0.579856	0.579856	0.589378	0.581034	0.581034	0.581034	0.581034	0.581034	0.581034	0.581034	0.581034	0.581034	0.581034	0.581034	0.581034	0.581398	0.579856	0.590583
Rv1421	conserved hypotheticals	0.750738	0.750738	0.750738	0.750738	0.750738	0.750738	0.750738	0.750738	0.750738	0.750738	0.722404	0.750738	0.755972	0.750738	0.750738	0.750738	0.750738	0.750738	0.750738	0.750738	0.750738	0.750738	0.750738	0.750738	0.750738	0.750738	0.739337	0.750738	0.750738	0.750738	0.750738	0.750738	0.750738	0.749693	0.722404	0.755972
Rv1423	regulatory proteins	1.05097	1.05589	1.05097	1.05097	1.05097	1.05589	1.05589	1.05589	1.05589	1.05445	1.05097	1.05589	1.05589	1.05589	1.05589	1.05589	1.05589	1.05097	1.05097	1.05097	1.05589	1.05589	1.05589	1.05589	1.05589	1.05589	1.05589	1.05589	1.05589	1.05589	1.06162	1.05589	1.05589	1.054827	1.05097	1.06162
Rv1424c	cell wall and cell processes	0.879477	0.879477	0.879477	0.879477	0.879477	0.879477	0.879477	0.879477	0.879477	0.879477	0.879477	0.879477	0.879477	0.879477	0.879477	0.879477	0.879477	0.879477	0.879477	0.879477	0.879477	0.879477	0.879477	0.886677	0.879477	0.879477	0.879477	0.879477	0.879477	0.879477	0.886677	0.879477	0.879477	0.879913	0.879477	0.886677
Rv1425	lipid metabolism	0.868512	0.864099	0.868512	0.868512	0.868512	0.863447	0.870117	0.864099	0.868512	0.868512	0.87032	0.868512	0.868512	0.864099	0.864099	0.864099	0.864099	0.87032	0.868512	0.868512	0.868512	0.864099	0.864099	0.864099	0.864099	0.864099	0.864099	0.864099	0.864099	0.864099	0.874859	0.874859	0.874859	0.866762	0.863447	0.874859
Rv1427c	lipid metabolism	0.775427	0.779567	0.779567	0.779567	0.779567	0.779567	0.779567	0.779567	0.779567	0.779567	0.779567	0.779567	0.779567	0.779567	0.779567	0.779567	0.779567	0.779567	0.779567	0.779567	0.779567	0.780374	0.779567	0.779567	0.779567	0.779567	0.779567	0.779567	0.779567	0.779567	0.779567	0.779567	0.779567	0.779466	0.775427	0.780374
Rv1428c	conserved hypotheticals	0.695222	0.695222	0.695222	0.695222	0.695222	0.6904	0.689735	0.695222	0.695222	0.695222	0.695222	0.695222	0.695222	0.695222	0.695222	0.695222	0.695222	0.695222	0.695222	0.686998	0.695222	0.6904	0.695222	0.695222	0.695222	0.695222	0.695222	0.695222	0.698108	0.695222	0.696503	0.6904	0.6904	0.694348	0.686998	0.698108
Rv1431	cell wall and cell processes	0.706824	0.704233	0.706824	0.708186	0.706824	0.706824	0.704672	0.70037	0.706824	0.708093	0.706824	0.704281	0.706824	0.71049	0.704233	0.70037	0.70037	0.706824	0.708658	0.706824	0.706824	0.704233	0.70037	0.70037	0.705703	0.706824	0.702969	0.706824	0.706824	0.706167	0.706824	0.706824	0.706824	0.705544	0.70037	0.71049
Rv1432	intermediary metabolism and respiration	0.638035	0.638035	0.638035	0.638035	0.638035	0.641827	0.638035	0.638035	0.638035	0.638035	0.640678	0.638035	0.638035	0.640628	0.638035	0.638035	0.638035	0.638035	0.638035	0.638035	0.640359	0.638035	0.638035	0.638035	0.638035	0.638035	0.638035	0.638035	0.638035	0.638035	0.638035	0.638035	0.638035	0.638379	0.638035	0.641827
Rv1433	cell wall and cell processes	0.932242	0.932242	0.932242	0.932242	0.94071	0.932242	0.93106	0.932242	0.932242	0.932242	0.932242	0.932242	0.932242	0.932242	0.932242	0.932242	0.932242	0.932242	0.932242	0.932242	0.932242	0.932242	0.932242	0.932242	0.932242	0.932242	0.932242	0.932242	0.932242	0.932242	0.932242	0.932242	0.932242	0.932463	0.93106	0.94071
Rv1434	conserved hypotheticals	0.803129	0.803129	0.803129	0.803129	0.803129	0.803129	0.803129	0.803129	0.803129	0.803129	0.803129	0.803129	0.803129	0.803129	0.803129	0.803129	0.803129	0.803129	0.803129	0.803129	0.803129	0.803129	0.803129	0.803129	0.803129	0.803129	0.803129	0.803129	0.803129	0.803129	0.803129	0.803129	0.803129	0.803129	0.803129	0.803129
Rv1436	intermediary metabolism and respiration	0.655784	0.655784	0.655784	0.657804	0.655784	0.644696	0.655784	0.655784	0.655784	0.655784	0.655784	0.655784	0.655784	0.668282	0.676554	0.655784	0.655784	0.655784	0.655784	0.655784	0.655784	0.647489	0.667473	0.655784	0.655784	0.655784	0.655784	0.655784	0.655784	0.664141	0.647489	0.661589	0.661589	0.656974	0.644696	0.676554
Rv1438	intermediary metabolism and respiration	0.87596	0.87596	0.87596	0.87596	0.87596	0.87596	0.87596	0.87596	0.87596	0.87596	0.87596	0.87596	0.87596	0.87596	0.87596	0.87596	0.87596	0.87596	0.87596	0.87596	0.87596	0.87596	0.87596	0.87596	0.87596	0.87596	0.92366	0.92366	0.92366	0.87596	0.87596	0.87596	0.87596	0.880296	0.87596	0.92366
Rv1439c	conserved hypotheticals	0.950251	0.950251	0.950251	0.950251	0.950251	0.950251	0.950251	0.950251	0.950251	0.950251	0.950251	0.950251	0.950251	0.950251	0.950251	0.950251	0.950251	0.950251	0.950251	0.950251	0.950251	0.950251	0.950251	0.950251	0.950251	0.950251	0.940287	0.940287	0.940287	0.940287	0.950251	0.950251	0.950251	0.949043	0.940287	0.950251
Rv1440	cell wall and cell processes	0.972759	0.972759	0.972759	0.972759	0.972759	0.972759	0.972759	0.972759	0.972759	0.972759	0.972759	0.972759	0.972759	0.972759	0.972759	0.972759	0.972759	0.972759	0.972759	0.972759	0.972759	0.972759	0.972759	0.972759	0.972759	0.972759	0.972759	0.972759	0.972759	0.972759	0.972759	0.972759	0.972759	0.972759	0.972759	0.972759
Rv1443c	conserved hypotheticals	0.802552	0.802552	0.802552	0.802552	0.802552	0.802552	0.802552	0.802552	0.802552	0.802552	0.802552	0.802552	0.809157	0.802552	0.802552	0.802552	0.802552	0.802552	0.802552	0.802552	0.802552	0.802552	0.802552	0.802552	0.802552	0.802552	0.802552	0.802552	0.802552	0.802552	0.802552	0.802552	0.802552	0.802752	0.802552	0.809157
Rv1445c	intermediary metabolism and respiration	0.840595	0.840595	0.840595	0.840595	0.840595	0.840595	0.849078	0.840595	0.840595	0.840595	0.840595	0.840595	0.85017	0.843592	0.840595	0.840595	0.840595	0.840595	0.840595	0.840595	0.840595	0.840595	0.840595	0.840595	0.840595	0.840595	0.840595	0.840595	0.840595	0.840595	0.840595	0.827864	0.840595	0.840847	0.827864	0.85017
Rv1446c	intermediary metabolism and respiration	0.78073	0.777412	0.78073	0.78073	0.78073	0.781039	0.78073	0.777412	0.78073	0.780435	0.78073	0.777412	0.78073	0.78073	0.78073	0.777412	0.777412	0.78073	0.78073	0.78073	0.782025	0.78073	0.777412	0.777412	0.777412	0.78073	0.777412	0.78073	0.78073	0.78073	0.78073	0.784237	0.784237	0.780077	0.777412	0.784237
Rv1448c	intermediary metabolism and respiration	0.725637	0.721444	0.727562	0.727562	0.727562	0.727562	0.727562	0.718206	0.727562	0.736619	0.727562	0.727562	0.727562	0.750836	0.718206	0.718206	0.718206	0.727562	0.727562	0.727562	0.727562	0.727562	0.718206	0.718206	0.718206	0.727562	0.727562	0.727562	0.727562	0.727562	0.727562	0.727562	0.727562	0.726313	0.718206	0.750836
Rv1453	regulatory proteins	0.708481	0.700721	0.708481	0.708481	0.708481	0.708481	0.708481	0.699565	0.708481	0.714801	0.708481	0.708481	0.708481	0.708481	0.700721	0.699565	0.699565	0.708481	0.708481	0.708481	0.703716	0.719109	0.700721	0.699565	0.699565	0.700721	0.700721	0.700721	0.700721	0.700721	0.700721	0.708481	0.710806	0.705453	0.699565	0.719109
Rv1455	conserved hypotheticals	0.99605	0.99605	0.99605	0.99605	0.99605	0.99605	0.997883	0.99605	0.99605	0.99605	0.99605	0.99605	0.99605	0.99605	0.99605	0.99605	0.99605	0.99605	0.99605	0.99605	0.99605	0.99605	0.99605	0.99605	0.99605	0.99605	0.99605	0.99605	0.99605	0.99605	0.99605	0.99605	0.99605	0.996106	0.99605	0.997883
Rv1457c	cell wall and cell processes	0.786709	0.7906	0.786709	0.786709	0.786709	0.786709	0.786709	0.786709	0.786709	0.786709	0.786709	0.786709	0.786709	0.786709	0.781648	0.786709	0.786709	0.786709	0.786709	0.786709	0.786709	0.786709	0.786709	0.786709	0.786709	0.786709	0.786709	0.786709	0.786709	0.774446	0.786709	0.786709	0.786709	0.786302	0.774446	0.7906
Rv1458c	cell wall and cell processes	0.991296	0.991296	0.991296	0.991296	0.991296	0.989097	0.970736	0.991296	0.991296	0.967145	0.991296	0.991296	0.991296	0.991296	0.991296	0.991296	0.991296	0.991296	0.991296	0.991296	0.989097	0.991296	0.991296	0.991296	0.991296	0.991296	1.00272	1.00272	1.00272	1.00272	0.991296	0.989097	0.989097	0.991405	0.967145	1.00272
Rv1459c	cell wall and cell processes	0.876823	0.874025	0.876823	0.882532	0.876823	0.876823	0.876823	0.874025	0.876823	0.876823	0.876823	0.874641	0.874804	0.876823	0.876823	0.874025	0.874025	0.876823	0.876823	0.876823	0.876823	0.876823	0.874025	0.874025	0.874025	0.876823	0.876823	0.876823	0.876823	0.876823	0.876823	0.876823	0.876823	0.876275	0.874025	0.882532
Rv1462	conserved hypotheticals	0.810912	0.810912	0.810912	0.810912	0.810912	0.810912	0.810912	0.811677	0.810912	0.810912	0.810912	0.810912	0.803425	0.810912	0.810912	0.811677	0.811677	0.810912	0.810912	0.812623	0.810912	0.810844	0.810912	0.811677	0.811677	0.810912	0.810912	0.810912	0.810912	0.810912	0.810844	0.810912	0.810912	0.810849	0.803425	0.812623
Rv1464	intermediary metabolism and respiration	0.797934	0.797934	0.797934	0.797934	0.797934	0.797934	0.795773	0.797934	0.797934	0.797934	0.797934	0.797934	0.797934	0.797934	0.797934	0.797934	0.797934	0.797934	0.797934	0.797934	0.797934	0.797934	0.797934	0.797934	0.797934	0.797934	0.797934	0.797934	0.797934	0.797934	0.797934	0.797934	0.797934	0.797869	0.795773	0.797934
Rv1466	conserved hypotheticals	0.929821	0.929821	0.929821	0.929821	0.929821	0.929821	0.929821	0.929821	0.929821	0.929821	0.929821	0.929821	0.900831	0.929821	0.929821	0.929821	0.929821	0.929821	0.929821	0.929821	0.929821	0.972005	0.929821	0.929821	0.929821	0.929821	0.929821	0.929821	0.929821	0.929821	0.929821	0.929821	0.929821	0.930221	0.900831	0.972005
Rv1467c	lipid metabolism	0.841948	0.841948	0.841948	0.841948	0.841948	0.841948	0.841948	0.841948	0.841948	0.858222	0.841948	0.841948	0.841948	0.841948	0.841948	0.841948	0.841948	0.842096	0.841948	0.841948	0.841948	0.841948	0.841948	0.841948	0.841948	0.841948	0.841948	0.841948	0.841948	0.841948	0.841948	0.841948	0.841948	0.842611	0.841948	0.858222
Rv1469	cell wall and cell processes	0.962911	0.962911	0.962911	0.962911	0.962911	0.960801	0.962911	0.962911	0.962911	0.963198	0.962911	0.962911	0.962431	0.96277	0.962911	0.962911	0.962911	0.962911	0.964795	0.962911	0.960801	0.962911	0.962911	0.962911	0.962911	0.962911	0.962911	0.962911	0.962911	0.962162	0.962911	0.959617	0.959617	0.962608	0.959617	0.964795
Rv1471	intermediary metabolism and respiration	0.665959	0.665959	0.665959	0.665959	0.665959	0.665959	0.663454	0.665959	0.665959	0.665959	0.665959	0.665959	0.665959	0.665959	0.665959	0.665959	0.665959	0.665959	0.665959	0.665959	0.665959	0.665959	0.665959	0.665959	0.665959	0.665959	0.665959	0.665959	0.665959	0.674297	0.665959	0.665959	0.665959	0.666136	0.663454	0.674297
Rv1472	lipid metabolism	0.774216	0.765932	0.774216	0.774216	0.774216	0.781071	0.774216	0.77463	0.774216	0.774216	0.774216	0.774216	0.774216	0.774216	0.77463	0.77463	0.77463	0.774216	0.774216	0.774216	0.781071	0.77463	0.77463	0.77463	0.77463	0.77463	0.77463	0.77463	0.77463	0.77463	0.774216	0.781071	0.781071	0.774972	0.765932	0.781071
Rv1473A	regulatory proteins	0.589378	0.589378	0.589378	0.589378	0.589378	0.589378	0.589378	0.589378	0.589378	0.589378	0.589378	0.589378	0.589378	0.589378	0.589378	0.589378	0.589378	0.589378	0.589378	0.589378	0.589378	0.589378	0.589378	0.589378	0.589378	0.589378	0.589378	0.589378	0.589378	0.589378	0.589378	0.589378	0.589378	0.589378	0.589378	0.589378
Rv1474c	regulatory proteins	0.865708	0.837478	0.854138	0.854138	0.854138	0.837478	0.854138	0.837478	0.837478	0.854138	0.854138	0.854138	0.854138	0.837478	0.837478	0.837478	0.837478	0.854138	0.854138	0.854138	0.837478	0.837478	0.837478	0.837478	0.837478	0.837478	0.837478	0.837478	0.837478	0.837478	0.837478	0.837478	0.837478	0.843887	0.837478	0.865708
Rv1475c	intermediary metabolism and respiration	0.617486	0.617486	0.617486	0.617486	0.617486	0.617486	0.617486	0.617486	0.617486	0.618429	0.617486	0.617486	0.617486	0.615053	0.617486	0.617486	0.617486	0.617486	0.617486	0.617486	0.617486	0.617486	0.617486	0.617486	0.617486	0.617486	0.618037	0.617486	0.617486	0.617486	0.617486	0.617486	0.615859	0.617408	0.615053	0.618429
Rv1478	virulence, detoxification, adaptation	1.09182	1.09182	1.09182	1.09182	1.09182	1.09182	1.09182	1.09182	1.09182	1.09182	1.09182	1.09182	1.09182	1.09182	1.09182	1.09182	1.09182	1.09182	1.09182	1.09182	1.09182	1.09182	1.09182	1.09182	1.09182	1.09182	1.09182	1.09182	1.09182	1.09182	1.09182	1.09571	1.09571	1.092056	1.09182	1.09571
Rv1479	regulatory proteins	0.729551	0.729551	0.729551	0.729551	0.729551	0.729551	0.729551	0.729551	0.729551	0.729551	0.726661	0.729551	0.729551	0.729551	0.729551	0.729551	0.729551	0.729551	0.729551	0.729551	0.729551	0.729551	0.729551	0.729551	0.729551	0.729551	0.729551	0.729551	0.729551	0.729551	0.729551	0.729551	0.729551	0.729463	0.726661	0.729551
Rv1480	conserved hypotheticals	0.789941	0.789941	0.789941	0.789941	0.789941	0.789941	0.789941	0.789941	0.789941	0.789941	0.789941	0.789941	0.789941	0.789941	0.789941	0.789941	0.789941	0.789941	0.789941	0.789941	0.789941	0.789941	0.789941	0.789941	0.789941	0.789941	0.789941	0.789941	0.789941	0.789941	0.789941	0.793278	0.789941	0.790042	0.789941	0.793278
Rv1481	cell wall and cell processes	0.759115	0.759115	0.757605	0.759115	0.757605	0.759115	0.759115	0.759115	0.759115	0.759115	0.759115	0.746445	0.760178	0.759115	0.759115	0.759115	0.759115	0.759115	0.759115	0.759115	0.759115	0.759115	0.759115	0.759115	0.759115	0.759115	0.759115	0.759115	0.759115	0.759115	0.759115	0.759115	0.759115	0.758672	0.746445	0.760178
Rv1483	lipid metabolism	1.07284	1.07284	1.07284	1.07284	1.07284	1.07284	1.07284	1.07284	1.07284	1.08194	1.04919	1.07284	1.07284	1.07284	1.07284	1.07284	1.07284	1.07284	1.07284	1.07284	1.07284	1.07284	1.07017	1.07284	1.07284	1.07284	1.07284	1.07284	1.07284	1.07284	1.07284	1.06383	1.07284	1.072045	1.04919	1.08194
Rv1484	lipid metabolism	0.666421	0.670669	0.666421	0.666421	0.666421	0.670669	0.670669	0.670669	0.670669	0.670669	0.666421	0.670669	0.670669	0.670669	0.670669	0.670669	0.670669	0.666421	0.666421	0.666421	0.675716	0.670669	0.670669	0.670669	0.670669	0.670669	0.670669	0.670669	0.670669	0.670669	0.670669	0.670669	0.670669	0.669792	0.666421	0.675716
Rv1488	cell wall and cell processes	0.761283	0.761283	0.761283	0.761283	0.761283	0.761283	0.761283	0.761283	0.761283	0.761283	0.761283	0.761283	0.761283	0.761283	0.763094	0.761283	0.761283	0.761283	0.761283	0.761283	0.761283	0.761283	0.761283	0.761283	0.761283	0.761283	0.761283	0.761283	0.761283	0.761283	0.761283	0.76712	0.76712	0.761692	0.761283	0.76712
Rv1490	cell wall and cell processes	1.33946	1.34012	1.34012	1.34012	1.34012	1.34187	1.3418	1.34012	1.34012	1.34165	1.34012	1.34012	1.34012	1.34012	1.34012	1.34012	1.34012	1.34012	1.34012	1.34012	1.33485	1.34012	1.34012	1.34012	1.34012	1.34012	1.34012	1.34012	1.34012	1.34012	1.34012	1.34083	1.34083	1.340134	1.33485	1.34187
Rv1492	lipid metabolism	0.760887	0.760887	0.760887	0.760887	0.760887	0.759069	0.760887	0.760887	0.760887	0.760887	0.760887	0.760887	0.760887	0.760887	0.760887	0.760887	0.760887	0.760887	0.760887	0.760887	0.760887	0.760887	0.760887	0.760887	0.760887	0.760887	0.760887	0.760887	0.760887	0.760887	0.747363	0.760887	0.760887	0.760356	0.747363	0.760887
Rv1495	virulence, detoxification, adaptation	0.628553	0.628553	0.628553	0.628553	0.628553	0.628553	0.628553	0.628553	0.628553	0.628553	0.628553	0.628553	0.628553	0.628553	0.628553	0.628553	0.628553	0.628553	0.628553	0.628553	0.628553	0.628553	0.628553	0.628553	0.628553	0.628553	0.628553	0.628553	0.628553	0.628553	0.628553	0.628553	0.628553	0.628553	0.628553	0.628553
Rv1497	intermediary metabolism and respiration	0.873308	0.885833	0.873308	0.873308	0.873308	0.875394	0.873308	0.885833	0.873308	0.873308	0.873308	0.873308	0.873308	0.873308	0.885833	0.885833	0.885833	0.873308	0.873308	0.873308	0.874897	0.873308	0.885833	0.885833	0.885833	0.885833	0.879203	0.879203	0.879203	0.891415	0.873308	0.873308	0.873308	0.87754	0.873308	0.891415
Rv1498c	intermediary metabolism and respiration	0.60267	0.60267	0.60267	0.60267	0.60267	0.60267	0.60

ACCEPTED MANUSCRIPT

Rv1565c	cell wall and cell processes	0.910899	0.908002	0.910899	0.910899	0.910899	0.910899	0.910899	0.910899	0.910899	0.910899	0.910899	0.910899	0.910899	0.910899	0.910899	0.910899	0.910899	0.910899	0.910899	0.910899	0.910899	0.910899	0.911237	0.910899	0.910899	0.912002	0.910899	0.910899	0.910899	0.913104	0.910899	0.910899	0.910899	0.910922	0.908002	0.913104
Rv1568	intermediary metabolism and respiration	0.802555	0.813268	0.802102	0.802102	0.802102	0.813268	0.804525	0.813268	0.813268	0.813268	0.804525	0.813268	0.804525	0.813268	0.813268	0.813268	0.813268	0.804525	0.804525	0.804525	0.813268	0.813268	0.813268	0.813268	0.813268	0.813268	0.813268	0.813268	0.813268	0.813268	0.813268	0.813268	0.813268	0.810339	0.802102	0.813268
Rv1571	conserved hypotheticals	0.769871	0.769871	0.769871	0.769871	0.769871	0.769871	0.769871	0.769871	0.769871	0.769871	0.769871	0.769871	0.769871	0.769871	0.769871	0.769871	0.769871	0.769871	0.769871	0.769871	0.769871	0.769871	0.769871	0.769871	0.769871	0.769871	0.769871	0.769871	0.769871	0.769871	0.769871	0.769871	0.769871	0.769871	0.769871	0.769871
Rv1589	intermediary metabolism and respiration	0.863816	0.863816	0.863816	0.863816	0.863816	0.863816	0.863816	0.863816	0.863816	0.848413	0.863816	0.863816	0.863816	0.863816	0.863816	0.863816	0.863816	0.863816	0.863816	0.863816	0.863816	0.863816	0.863816	0.863816	0.863816	0.863816	0.863816	0.863816	0.869607	0.863816	0.863816	0.862726	0.863816	0.863492	0.848413	0.869607
Rv1590	conserved hypotheticals	0.822252	0.822252	0.822252	0.822252	0.822252	0.822252	0.822252	0.822252	0.822252	0.822252	0.822252	0.822252	0.822252	0.822252	0.849686	0.822252	0.822252	0.822252	0.822252	0.822252	0.822252	0.822252	0.822252	0.822252	0.822252	0.822252	0.822252	0.822252	0.822252	0.822252	0.822252	0.822252	0.822252	0.823083	0.822252	0.849686
Rv1591	cell wall and cell processes	0.81339	0.81339	0.812239	0.81339	0.812239	0.83162	0.81339	0.81339	0.81339	0.81339	0.81339	0.81339	0.81339	0.81339	0.81339	0.81339	0.81339	0.81339	0.81339	0.81339	0.81339	0.81339	0.81339	0.81339	0.81339	0.81339	0.81339	0.81339	0.81339	0.816976	0.822182	0.83162	0.83162	0.815905	0.812239	0.83162
Rv1594	intermediary metabolism and respiration	0.709577	0.709577	0.709577	0.709577	0.709577	0.709577	0.709577	0.709577	0.709577	0.709577	0.709577	0.709577	0.707167	0.709577	0.709577	0.709577	0.709577	0.709577	0.709577	0.709577	0.709577	0.709577	0.709577	0.709577	0.709577	0.709577	0.709577	0.709577	0.709577	0.701983	0.709577	0.709577	0.709577	0.709274	0.701983	0.709577
Rv1595	intermediary metabolism and respiration	0.794036	0.794036	0.794036	0.794036	0.794036	0.794036	0.794036	0.794036	0.794036	0.799403	0.794036	0.794036	0.794036	0.794036	0.794036	0.794036	0.794036	0.794036	0.794036	0.795963	0.794036	0.788603	0.794036	0.794036	0.794036	0.794036	0.794036	0.794031	0.794036	0.794036	0.794991	0.794036	0.794121	0.788603	0.799403
Rv1596	intermediary metabolism and respiration	0.925795	0.922851	0.925795	0.925795	0.925795	0.925795	0.924954	0.922851	0.925795	0.925795	0.925795	0.925795	0.925795	0.925795	0.925795	0.922851	0.922851	0.922851	0.925795	0.925795	0.925795	0.925795	0.925795	0.922851	0.922851	0.922851	0.922851	0.922851	0.922851	0.922851	0.922851	0.922851	0.925795	0.924431	0.922851	0.925795
Rv1603	intermediary metabolism and respiration	0.862551	0.862551	0.862551	0.862551	0.862551	0.862551	0.862551	0.862551	0.862551	0.862551	0.862551	0.862551	0.868003	0.862551	0.862551	0.862551	0.862551	0.862551	0.862551	0.862551	0.862551	0.862551	0.862551	0.862551	0.862551	0.862551	0.862551	0.862551	0.862551	0.862551	0.862551	0.862551	0.862551	0.862716	0.862551	0.868003
Rv1605	intermediary metabolism and respiration	1.04853	1.05727	1.04853	1.04853	1.04853	1.05727	1.04827	1.05727	1.05727	1.04827	1.04853	1.04827	1.04827	1.05727	1.05727	1.05727	1.05727	1.05727	1.04853	1.04853	1.04378	1.05727	1.05727	1.05727	1.05727	1.05727	1.05727	1.05727	1.05727	1.05727	1.0577	1.05727	1.05727	1.053929	1.04378	1.0577
Rv1606	intermediary metabolism and respiration	0.921949	0.934166	0.921949	0.921949	0.921949	0.934166	0.934166	0.934166	0.934166	0.934166	0.921949	0.934166	0.934166	0.934166	0.94758	0.934166	0.934166	0.921949	0.921949	0.921949	0.934166	0.934166	0.934166	0.934166	0.934166	0.934166	0.960915	0.934166	0.934166	0.934166	0.934166	0.934166	0.934166	0.932421	0.921949	0.960915
Rv1610	cell wall and cell processes	0.944375	0.944375	0.944375	0.936934	0.944375	0.944375	0.944375	0.944375	0.944375	0.944375	0.944375	0.944375	0.944375	0.944375	0.944375	0.944375	0.944375	0.944375	0.944375	0.944375	0.944375	0.944375	0.944375	0.944375	0.944375	0.931054	0.944375	0.944375	0.944375	0.944375	0.944375	0.944375	0.944375	0.943746	0.931054	0.944375
Rv1621c	intermediary metabolism and respiration	0.998582	0.998582	0.998582	0.998582	0.998582	0.998582	1.02194	0.998582	0.998582	0.999449	0.998582	0.998582	0.998582	0.998582	0.998582	0.998582	0.998582	0.998582	0.998582	0.998582	1.00621	0.998582	0.998582	0.998582	0.998582	0.998582	0.998582	0.998582	0.998582	0.998582	0.998582	0.998582	0.998582	0.999547	0.998582	1.02194
Rv1623c	intermediary metabolism and respiration	0.644762	0.644762	0.644762	0.644762	0.644762	0.644762	0.644762	0.644762	0.644762	0.65031	0.644762	0.644762	0.644762	0.644828	0.644762	0.644762	0.644762	0.644762	0.644762	0.644762	0.644762	0.644762	0.644762	0.644762	0.644762	0.644762	0.644762	0.644762	0.644762	0.644762	0.644762	0.644762	0.644762	0.645053	0.644762	0.65031
Rv1624c	cell wall and cell processes	0.797279	0.806841	0.797279	0.797279	0.797279	0.797386	0.797279	0.806841	0.797279	0.797279	0.797279	0.797279	0.797279	0.81141	0.806841	0.806841	0.806841	0.797279	0.797279	0.797279	0.794305	0.806841	0.806841	0.806841	0.806841	0.806841	0.806841	0.806841	0.806841	0.806841	0.797386	0.797386	0.801973	0.794305	0.81141
Rv1625c	intermediary metabolism and respiration	0.994374	1.00963	1.03159	1.00102	1.00102	1.00276	0.992385	1.00963	1.00963	1.00102	1.00102	1.00102	0.991922	1.01026	1.00963	1.00963	1.00963	1.00102	1.00102	1.00102	1.00276	1.0002	1.00963	1.00963	1.00963	1.00963	1.00558	1.00963	1.00963	1.00456	1.0002	1.00276	0.997882	1.004877	0.991922	1.03159
Rv1626	regulatory proteins	0.844222	0.788579	0.844222	0.844222	0.844222	0.788579	0.844222	0.788579	0.788579	0.835865	0.844222	0.835865	0.844222	0.788579	0.788579	0.788579	0.788579	0.844222	0.844222	0.844222	0.788579	0.788579	0.788579	0.788579	0.788579	0.788579	0.788579	0.788579	0.788579	0.788579	0.788579	0.788579	0.788579	0.808306	0.788579	0.844222
Rv1628c	conserved hypotheticals	1.22345	1.22345	1.22345	1.22345	1.22345	1.22345	1.22345	1.22345	1.22345	1.22345	1.22345	1.22345	1.2333	1.22345	1.22345	1.22345	1.22345	1.22345	1.22345	1.22345	1.22345	1.22345	1.22345	1.22345	1.22345	1.22345	1.22345	1.22345	1.22345	1.22345	1.22345	1.22345	1.22345	1.223748	1.22345	1.2333
Rv1630	information pathways	0.573441	0.573441	0.573441	0.573441	0.573441	0.566861	0.571342	0.573441	0.573441	0.578034	0.573441	0.569937	0.573441	0.574334	0.573441	0.573441	0.573441	0.573441	0.573441	0.573441	0.573441	0.573441	0.573441	0.573441	0.573441	0.576122	0.576122	0.576122	0.576122	0.576122	0.573441	0.573441	0.573441	0.573644	0.566861	0.578034
Rv1631	intermediary metabolism and respiration	0.761401	0.760925	0.764275	0.764275	0.764275	0.761401	0.761401	0.761401	0.761401	0.761401	0.761401	0.761401	0.761401	0.761401	0.761401	0.761401	0.761401	0.761401	0.761401	0.761401	0.761401	0.761401	0.761401	0.761401	0.761401	0.761401	0.761401	0.761401	0.761401	0.755914	0.761401	0.761401	0.761401	0.761482	0.755914	0.764275
Rv1632c	conserved hypotheticals	0.643022	0.643022	0.643022	0.643022	0.643022	0.643022	0.643022	0.643022	0.643022	0.65611	0.643022	0.643022	0.643022	0.643022	0.643022	0.643022	0.643022	0.643022	0.643022	0.643022	0.643022	0.645546	0.643022	0.643022	0.643022	0.643022	0.643022	0.643022	0.643022	0.643022	0.645546	0.643022	0.643022	0.643572	0.643022	0.65611
Rv1634	cell wall and cell processes	0.967878	0.967816	0.967878	0.967878	0.967878	0.967878	0.999021	0.966226	0.967816	0.966226	0.966226	0.967878	0.973121	0.966226	0.97609	0.967816	0.967816	0.967878	0.967878	0.967878	0.999021	0.961038	0.967816	0.967816	0.967816	0.961038	0.990914	0.963231	0.95881	0.961038	0.961038	0.99642	0.99642	0.971141	0.95881	0.999021
Rv1638A	conserved hypotheticals	0.897059	0.897059	0.897059	0.897059	0.897059	0.897059	0.897059	0.897059	0.897059	0.897059	0.897059	0.897059	0.897059	0.897059	0.897059	0.897059	0.897059	0.897059	0.897059	0.897059	0.897059	0.897059	0.897059	0.897059	0.897059	0.897059	0.897059	0.897059	0.897059	0.897059	0.897059	0.897059	0.897059	0.897059	0.897059	0.897059
Rv1639c	cell wall and cell processes	0.880787	0.877468	0.880787	0.880787	0.880787	0.877998	0.880787	0.889853	0.880787	0.880787	0.880787	0.880787	0.880787	0.880926	0.873014	0.889853	0.889853	0.880787	0.880787	0.880787	0.877998	0.880787	0.880787	0.880787	0.880787	0.880787	0.880787	0.881033	0.880787	0.880787	0.880787	0.877998	0.877998	0.881498	0.873014	0.889853
Rv1641	information pathways	0.876789	0.876789	0.876789	0.876789	0.876789	0.876789	0.876789	0.876789	0.876789	0.876789	0.876789	0.876789	0.876789	0.876789	0.876789	0.876789	0.876789	0.876789	0.876789	0.876789	0.876789	0.842946	0.876789	0.876789	0.876789	0.876789	0.876789	0.876789	0.876789	0.842946	0.876789	0.876789	0.876789	0.874738	0.842946	0.876789
Rv1643	information pathways	0.652829	0.652829	0.652829	0.652829	0.652829	0.652829	0.652829	0.652829	0.652829	0.652829	0.652829	0.652829	0.652829	0.652829	0.652829	0.652829	0.652829	0.652829	0.652829	0.652829	0.652829	0.652829	0.652829	0.652829	0.652829	0.652829	0.652829	0.652829	0.652829	0.652829	0.652829	0.652829	0.652829	0.652829	0.652829	0.652829
Rv1645c	conserved hypotheticals	0.916813	0.924574	0.916813	0.916813	0.916813	0.924574	0.924574	0.924574	0.924574	0.924574	0.916813	0.924574	0.924574	0.924574	0.924574	0.924574	0.924574	0.916813	0.916813	0.916813	0.924574	0.924574	0.924574	0.924574	0.924574	0.924574	0.924574	0.924574	0.924574	0.924574	0.924574	0.924574	0.924574	0.922693	0.916813	0.924574
Rv1649	information pathways	0.802421	0.797683	0.802421	0.802421	0.802421	0.802421	0.802421	0.797683	0.802421	0.802421	0.802421	0.802421	0.802421	0.802421	0.791059	0.797683	0.797683	0.802421	0.802421	0.802421	0.802421	0.802421	0.802421	0.797683	0.797683	0.797683	0.802421	0.802421	0.802421	0.802421	0.802421	0.802421	0.802421	0.801072	0.791059	0.802421
Rv1650	information pathways	0.838888	0.838954	0.838888	0.838888	0.838888	0.837824	0.838888	0.838954	0.838954	0.838888	0.838888	0.841789	0.838888	0.838954	0.837453	0.838954	0.838954	0.838888	0.838888	0.838888	0.842786	0.838954	0.838954	0.838954	0.838954	0.835166	0.838954	0.838954	0.838954	0.838954	0.837711	0.837824	0.837824	0.838833	0.835166	0.842786
Rv1656	intermediary metabolism and respiration	0.674372	0.666925	0.722266	0.722266	0.722266	0.666925	0.666925	0.666925	0.666925	0.666925	0.674372	0.666925	0.666925	0.666925	0.666925	0.666925	0.666925	0.674372	0.674372	0.674372	0.666925	0.666925	0.666925	0.666925	0.666925	0.666925	0.666925	0.666925	0.666925	0.666925	0.666925	0.666925	0.666925	0.673084	0.666925	0.722266
Rv1660	lipid metabolism	0.779595	0.776429	0.776429	0.776429	0.776429	0.77621	0.776429	0.776429	0.776429	0.776429	0.775223	0.776429	0.782815	0.776429	0.776429	0.776429	0.776429	0.775223	0.775223	0.775223	0.776429	0.776429	0.776429	0.776429	0.776429	0.776429	0.776429	0.776429	0.776429	0.776429	0.776429	0.776429	0.776429	0.776566	0.775223	0.782815
Rv1664	lipid metabolism	0.948953	0.955923	0.948953	0.950559	0.948953	0.953687	0.948175	0.955923	0.948953	0.949604	0.946024	0.948953	0.952462	0.952374	0.955923	0.955923	0.955923	0.948953	0.948953	0.948953	0.951728	0.955923	0.957858	0.955923	0.955923	0.955923	0.954375	0.954375	0.954375	0.955923	0.953742	0.955923	0.951728	0.951724	0.952535	0.946024
Rv1665	lipid metabolism	0.882505	0.882505	0.882505	0.882505	0.882505	0.882505	0.880819	0.882505	0.882505	0.882505	0.882505	0.893121	0.882505	0.882505	0.882505	0.882505	0.882505	0.882505	0.881868	0.882505	0.882505	0.882505	0.882505	0.882505	0.882505	0.872521	0.868705	0.872521	0.882505	0.882505	0.882505	0.882505	0.882505	0.881733	0.868705	0.893121
Rv1667c	cell wall and cell processes	0.861524	0.861524	0.861524	0.861524	0.861524	0.861524	0.861524	0.861524	0.861524	0.861524	0.861524	0.861524	0.854673	0.861524	0.861524	0.861524	0.861524	0.861524	0.861524	0.861524	0.861524	0.861524	0.861524	0.861524	0.861524	0.861524	0.861524	0.861524	0.861524	0.861524	0.861524	0.861524	0.861524	0.861316	0.854673	0.861524
Rv1670	conserved hypotheticals	1.01894	1.01894	1.01894	1.01894	1.01894	1.01894	1.01894	1.01894	1.01894	1.01894	1.01894	1.01894	1.01894	1.01894	1.01894	1.01894	1.01894	1.01894	1.01894	1.01894	1.01894	1.01894	1.01894	1.01894	1.01894	1.01894	1.01894	1.01894	1.01894	1.01894	1.01894	1.01894	1.01894	1.01894	1.01894	1.01894
Rv1672c	cell wall and cell processes	0.863237	0.863237	0.863237	0.863237	0.863237	0.863217	0.863237	0.863237	0.863237	0.863237	0.863237	0.863237	0.863237	0.863126	0.863237	0.863237	0.863237	0.863237	0.863237	0.863237	0.863217	0.863237	0.863237	0.863237	0.863237	0.863237	0.863237	0.863237	0.871598	0.863237	0.871598	0.871598	0.862325	0.870571	0.863217	0.86444
Rv1679	lipid metabolism	0.952123	0.952123	0.952123	0.952123	0.952123	0.952123	0.952123	0.952123	0.952123	0.946419	0.952123	0.952123	0.952123	0.952123	0.952123	0.952123	0.952123	0.952123	0.952123	0.952123	0.952123	0.952123	0.952123	0.952123	0.952123	0.952123	0.952123	0.952123	0.952123	0.952123	0.952142	0.952123	0.952123	0.951951	0.946419	0.952142
Rv1682	conserved hypotheticals	1.21617	1.21617	1.21617	1.21617	1.21617	1.2155	1.2188	1.1822	1.21617	1.21617	1.21617	1.21617	1.21617	1.21617	1.21617	1.1822	1.1822	1.21617	1.21617	1.21617	1.2155	1.21617	1.21617	1.1822	1.1822	1.21617	1.21617	1.21617	1.21617	1.21617	1.21617	1.2155	1.21355	1.210962	1.1822	1.2188
Rv1683	lipid metabolism	0.825124	0.821904	0.828233	0.828233	0.828233	0.821904	0.821904	0.821904	0.821904	0.821904	0.826975	0.821904	0.821904	0.8228	0.821904	0.821904	0.821904	0.826118	0.828604	0.826975	0.821904	0.823048	0.821904	0.821904	0.821904	0.821904	0.821904	0.821904	0.821904	0.821904	0.823048	0.821904	0.825572	0.823423	0.821904	0.828604
Rv1685c	stable RNAs	0.813188	0.813188	0.813188	0.813188	0.813188	0.813188	0.813188	0.813188	0.813188	0.813188	0.799496	0.813188	0.824701	0.813188	0.813188	0.813188	0.813188	0.813188	0.813188	0.813188	0.813188	0.813188	0.813188	0.813188	0.813188	0.813188	0.813188	0.813188	0.813188	0.813188	0.813188	0.813188	0.813188	0.813122	0.799496	0.824701
Rv1687c	stable RNAs	0.902154	0.879594	0.902019	0.902019	0.907094	0.879594	0.913939	0.879594	0.879594	0.917106	0.902019	0.913939	0.913939	0.879594	0.879594	0.879594	0.879594	0.902019	0.902019	0.902019	0.879594	0.879594	0.879594	0.879594	0.879594	0.879594	0.879594	0.879594	0.879594	0.879594	0.879594	0.879594	0.879594	0.889447	0.879594	0.917106
Rv1688	stable RNAs	0.846539	0.846539	0.846539	0.846539	0.846539	0.846539	0.846539	0.846539	0.846539	0.846539	0.841429	0.839674	0.846539	0.846539	0.846539	0.846539	0.846539	0.841429	0.846539	0.846539	0.846539	0.846539	0.858637	0.846539	0.846539	0.846539	0.846539	0.846539	0.846539	0.846539	0.846539	0.846539	0.846539	0.846388	0.839674	0.858637
Rv1690	cell wall and cell processes	0.744603	0.744603	0.744603	0.744603	0.744603	0.744603	0.744603	0.744603	0.744603	0.744603	0.744603	0.744603	0.744603	0.744603	0.744603	0.744603	0.744603	0.744603	0.744603	0.744603	0.741544	0.744603	0.744603	0.744603	0.744603	0.744603	0.744603	0.744603	0.744603	0.744603	0.744603	0.744603	0.744603	0.74451	0.741544	0.744603
Rv1692	intermediary metabolism and respiration	0.921234	0.926172	0.926172	0.926172	0.926172	0.926172	0.92364	0.926172	0.926172	0.926172	0.938517	0.926172	0.926172	0.926172	0.926172	0.926172	0.926172	0.926172	0.926172	0.926172	0.926172	0.926172	0.926172	0.926172	0.926172	0.926172	0.926172	0.926172	0.926172	0.926172	0.926172	0.926172	0.926172	0.92632	0.921234	0.938517
Rv1695	intermediary metabolism and respiration	0.774108	0.774108	0.774108	0.770679	0.774108	0.774108	0.774108	0.774108	0.774108	0.775528	0.774108	0.774108	0.774108	0.764462	0.774108	0.774108	0.774108	0.774108	0.774108	0.774108	0.774108	0.774108	0.779311	0.774108	0.774108	0.774108	0.774108	0.774108	0.774108	0.774108	0.774108	0.774108	0.774108	0.773912	0.764462	0.779311
Rv1696	information pathways	1.0084	1.00601	1.0084	1.0084	1.0084	1.00584	1.0084	1.00601	1.0084	1.00306	1.01137	1.0084	1.0084	1.0084	1.00601	1.00601	1.00601	1.01137	1.0084	1.0084	1.0084	1.00601	1.00601	1.00601	1.00601	1.00601	1.00601	1.00601	1.00601	1.00601	1.00601	1.00601	1.0084	1.007254	1.00306	1.01137
Rv1697	conserved hypotheticals	0.780902	0.780902	0.780902	0.780902	0.780902	0.780902	0.786407	0.780902	0.780902	0.780902	0.780902	0.780902	0.780902	0.780902	0.780902	0.780902	0.780902	0.780902	0.780902	0.780902	0.780902	0.780902	0.780902	0.780902	0.780902	0.780902	0.780902	0.780902	0.780902	0.780902	0.780902	0.780902	0.780902	0.781069	0.780902	0.786407
Rv1700	information pathways	1.04124	1.04124	1.04124	1.04124	1.04124	1.04124	1.04278	1.04124	1.04124	1.04124	1.03658	1.04124	1.01931	1.04124	1.04124	1.04124	1.04124	1.04124	1.04124	1.04124	1.04124	1.04124	1.04319	1.04124	1.04124	1.04124	1.04124	1.04124	1.04124	1.04124	1.04319	1.04124	1.03644	1.040454	1.01931	1.04319
Rv1706A	conserved hypotheticals	1.09967	1.09967	1.09967	1.09967	1.09967	1.09967	1.09967	1.09967	1.09967	1.09967	1.09967	1.09967	1.09967	1.09967	1.09967	1.09967	1.09967	1.09967	1.09967	1.09967	1.09967	1.09967	1.09967	1.09967	1.09967	1.09967	1.09967	1.09967	1.09967	1.09962	1.09967	1.09967	1.09967	1.099668	1.09962	1.09967
Rv1710	cell wall and cell processes	0.957262	0.957262	0.957262	0.964983	0.957262	0.957262	0.957262	0.957262	0.957262	0.957262	0.957262	0.957262	0.957262	0.957262	0.957262	0.957262	0.957262	0.957262	0.957262	0.943988	0.957262	0.957262	0.957262	0.957262	0.957262	0.97512	0.957262	0.957262	0.957262	0.942575	0.957262	0.957262	0.957262	0.95719	0.942575	0.97512
Rv1713	intermediary metabolism and respiration	0.916077	0.916077	0.916077	0.916077	0.916077	0.913361	0.916077	0.916077	0.916077	0.916761	0.916077	0.916077	0.916077	0.916077	0.916077	0.916077	0.916077	0.916077	0.916077	0.916077	0.913361	0.91538	0.916077	0.916077	0.916077	0.916077	0.916077	0.916077	0.91998	0.916077	0.931922	0.916077	0.913361	0.916346	0.913361	0.931922
Rv1719	stable RNAs	0.838406	0.838406	0.838406	0.838406	0.838406	0.838406	0.838406	0.838406	0.838406	0.838406	0.838406	0.838406	0.822443	0.838406	0.838406	0.838406	0.838406	0.838406	0.838406	0.838406	0.838406	0.838406	0.838406	0.838406	0.838406	0.838406	0.838406	0.838406	0.838406	0.838406	0.838406	0.842508	0.838406	0.838047	0.822443	0.842508
Rv1720c	virulence, detoxification, adaptation	0.775218	0.775218	0.775218	0.775218	0.775218	0.775218	0.775218	0.775218	0.775218	0.775218	0.775218	0.775218	0.775218	0.775218	0.775218	0.775218	0.775218	0.775218	0.775218	0.775218	0.775218	0.775218	0.775218	0.775218	0.775218	0.775218	0.786264	0.775218	0.775218	0.775218	0.775218	0.775218	0.775218	0.775553	0.775218	0.786264
Rv1721c	virulence, detoxification, adaptation	1.48435	1.48435	1.48435	1.48435	1.48435	1.48435	1.48435	1.48435	1.48435	1.48435	1.48435	1.48435	1.48435	1.48435	1.48435	1.48435	1.48435	1.48435	1.48435	1.48435	1.48435	1.48435	1.48435	1.48435	1.48435	1.48435	1.48435	1.48435	1.48435	1.48435	1.48435	1.48435	1.48435	1.48435	1.48435	1.48435
Rv1723	intermediary metabolism and respiration	0.638132	0.638132	0.638132	0.638132	0.638132	0.638132	0.638132	0.638132	0.638132	0.636322	0.638132	0.638132	0.637353	0.638132	0.638132	0.638132	0.638132	0.638132	0.638132	0.638132	0.638132	0.638132	0.632361	0.638132	0.638132	0.638132	0.638132	0.638132	0.638132	0.638132	0.638132	0.638132	0.638132	0.637879	0.632361	0.638132
Rv1724c	conserved hypotheticals	1.08304	1.08304	1.08304	1.08304	1.08304	1.09687	1.08304	1.04944	1.08304	1.08304	1.08304	1.08304	1.08304	1.04944	1.08304	1.08304	1.08304	1.08304	1.08304	1.08304	1.04944	1.08304	1.08304	1.08304	1.08304	1.08304	1.08304	1.08304	1.08304	1.08304	1.08304	1.08304	1.08304	1.078368	1.04944	1.09687
Rv1726	stable RNAs	0.684103	0.682959	0.684103	0.684103	0.684103	0.684103	0.684103	0.682959	0.684103	0.678465	0.684103	0.685252	0.684103	0.682959	0.682959	0.682959	0.682959	0.684103	0.684103	0.684103	0.684103	0.681929	0.682959	0.682959	0.682959	0.682959	0.682959	0.682959	0.682959	0.682959	0.681929	0.684103	0.68931	0.683508	0.678465	0.68931
Rv1727	conserved hypotheticals	0.749528	0.749528	0.749528	0.749528	0.749528	0.748901	0.749528	0.749528	0.749528	0.749528	0.749528	0.749528	0.749528	0.749528	0.749528	0.749528	0.749528

Rv1831	conserved hypothetically	0.982669	0.982669	0.982669	0.982669	0.982669	0.982669	0.982669	0.982669	0.982669	0.982669	0.982669	0.982669	0.982669	0.982669	0.982669	0.982669	0.982669	0.982669	0.982669	0.982669	0.982669	0.982669	0.982669	0.982669	0.982669	0.982669	0.982669	0.982669	0.982669	0.982669	0.982669	0.982669	0.982669	0.982669	0.982669	0.982669
Rv1832	intermediary metabolism and respiration	0.826882	0.824382	0.826882	0.826882	0.826882	0.824402	0.826773	0.824382	0.826882	0.825826	0.826882	0.832218	0.824571	0.823127	0.824382	0.824382	0.824382	0.826882	0.826882	0.826882	0.824382	0.824382	0.824382	0.824382	0.824382	0.827237	0.827237	0.827237	0.826688	0.824382	0.824382	0.824382	0.824382	0.825715	0.823127	0.832218
Rv1836c	conserved hypothetically	0.855293	0.855293	0.855293	0.855293	0.855293	0.856539	0.855293	0.855293	0.855293	0.855107	0.855293	0.862662	0.855921	0.854261	0.856881	0.855293	0.855293	0.858281	0.855293	0.855293	0.856539	0.855293	0.855293	0.855293	0.855293	0.855293	0.855293	0.855293	0.855293	0.855293	0.855293	0.854413	0.854413	0.855659	0.854261	0.862662
Rv1837c	intermediary metabolism and respiration	0.792478	0.792478	0.792478	0.792478	0.790832	0.793173	0.795493	0.792478	0.792478	0.792478	0.792478	0.792478	0.792478	0.786958	0.792478	0.792478	0.792478	0.792478	0.792478	0.792478	0.792478	0.792478	0.792478	0.792478	0.792478	0.790316	0.790316	0.792478	0.792478	0.792478	0.792478	0.792478	0.792478	0.792242	0.786958	0.795493
Rv1838c	virulence, detoxification, adaptation	1.04922	1.04922	1.04922	1.04922	1.04922	1.04922	1.11948	1.04922	1.04922	1.04922	1.04922	1.04922	1.04922	1.04922	1.04922	1.04922	1.04922	1.04922	1.04922	1.04922	1.04922	1.04922	1.03854	1.04922	1.04922	1.04922	1.04922	1.04922	1.04922	1.04922	1.03854	1.04922	1.04922	1.050702	1.03854	1.11948
Rv1839c	virulence, detoxification, adaptation	1.17571	1.17571	1.17571	1.17571	1.17571	1.17571	1.17571	1.17571	1.17571	1.17571	1.17571	1.17571	1.17571	1.17571	1.17571	1.17571	1.17571	1.17571	1.17571	1.17571	1.17571	1.17571	1.17571	1.17571	1.17571	1.17571	1.17571	1.17571	1.17571	1.17571	1.17571	1.17571	1.17571	1.17571	1.17571	1.17571
Rv1841c	cell wall and cell processes	0.755579	0.741998	0.741998	0.741189	0.741998	0.744157	0.741998	0.741998	0.741998	0.741998	0.741998	0.741998	0.741998	0.741998	0.741998	0.741998	0.741998	0.741998	0.741998	0.741998	0.744157	0.741998	0.741998	0.741998	0.741998	0.741998	0.741998	0.741998	0.741998	0.741998	0.741998	0.741998	0.744157	0.742647	0.741189	0.755579
Rv1842c	cell wall and cell processes	0.746021	0.740332	0.746021	0.746021	0.746021	0.737204	0.746021	0.740332	0.740332	0.746021	0.746021	0.746021	0.744093	0.740332	0.740332	0.740332	0.740332	0.746021	0.746021	0.746021	0.740332	0.740332	0.740332	0.740332	0.740332	0.740332	0.740332	0.740332	0.758262	0.740332	0.740332	0.740332	0.740332	0.742791	0.737204	0.758262
Rv1843c	intermediary metabolism and respiration	0.634975	0.634975	0.634975	0.634975	0.634975	0.654389	0.640165	0.634975	0.634975	0.64063	0.634975	0.634349	0.634975	0.634975	0.634975	0.634975	0.634975	0.634975	0.634975	0.636358	0.634975	0.648428	0.634975	0.634975	0.634975	0.634975	0.634975	0.634975	0.634975	0.639314	0.634975	0.648428	0.648428	0.637269	0.634349	0.654389
Rv1844c	intermediary metabolism and respiration	0.794467	0.794467	0.794467	0.794467	0.794467	0.794467	0.794467	0.794467	0.794467	0.794467	0.794467	0.794467	0.794467	0.794467	0.794467	0.794467	0.794467	0.794467	0.794467	0.794467	0.800754	0.794467	0.794467	0.794467	0.794467	0.794467	0.794467	0.794467	0.795373	0.794467	0.794467	0.794467	0.794467	0.794685	0.794467	0.800754
Rv1850	intermediary metabolism and respiration	0.825041	0.825041	0.825041	0.825041	0.825041	0.825041	0.825041	0.825041	0.825041	0.825041	0.829016	0.825041	0.825041	0.827795	0.830485	0.820094	0.825041	0.825041	0.825041	0.825041	0.825041	0.825041	0.825041	0.825041	0.825041	0.825041	0.825041	0.825041	0.825041	0.824119	0.825041	0.825041	0.825041	0.825232	0.820094	0.830485
Rv1851	intermediary metabolism and respiration	0.660882	0.660882	0.660882	0.660882	0.660882	0.660882	0.660882	0.660882	0.660882	0.660882	0.660882	0.660882	0.642549	0.660882	0.660882	0.660882	0.660882	0.660882	0.660882	0.660882	0.660882	0.660882	0.660882	0.660882	0.660882	0.660882	0.660882	0.660882	0.660882	0.644909	0.660882	0.660882	0.660882	0.659842	0.642549	0.660882
Rv1854c	intermediary metabolism and respiration	0.855676	0.855676	0.85644	0.855676	0.85644	0.855676	0.852897	0.855676	0.855676	0.855676	0.855676	0.855676	0.855676	0.855676	0.853801	0.855676	0.855676	0.855676	0.855676	0.855676	0.855676	0.855676	0.855676	0.855676	0.855676	0.855676	0.855676	0.855676	0.855676	0.855676	0.855676	0.855676	0.855676	0.855581	0.852897	0.85644
Rv1855c	intermediary metabolism and respiration	0.8469	0.8469	0.8469	0.8469	0.8469	0.843815	0.857307	0.8469	0.8469	0.8469	0.8469	0.8469	0.8469	0.8469	0.8469	0.8469	0.8469	0.8469	0.8469	0.8469	0.8469	0.8469	0.8469	0.8469	0.8469	0.8469	0.8469	0.8469	0.8469	0.8469	0.8469	0.8469	0.8469	0.847122	0.843815	0.857307
Rv1856c	intermediary metabolism and respiration	0.780294	0.780294	0.780294	0.780294	0.780294	0.77501	0.780294	0.780294	0.780294	0.780294	0.780294	0.782932	0.776353	0.780294	0.780294	0.780294	0.780294	0.780294	0.780294	0.773601	0.780294	0.77501	0.780294	0.780294	0.780294	0.780294	0.780294	0.780294	0.780294	0.780294	0.780294	0.77501	0.77501	0.779411	0.773601	0.782932
Rv1857	cell wall and cell processes	0.90082	0.90082	0.90082	0.90082	0.90082	0.90082	0.885136	0.90082	0.90082	0.90082	0.90082	0.90082	0.90082	0.90082	0.90082	0.90082	0.90082	0.90082	0.90082	0.90082	0.90082	0.90082	0.90082	0.90082	0.90082	0.90082	0.90082	0.90082	0.90082	0.90082	0.90082	0.90082	0.90082	0.900345	0.885136	0.90082
Rv1859	cell wall and cell processes	1.07564	1.06837	1.07564	1.07564	1.07564	1.06837	1.07564	1.06837	1.06837	1.07099	1.07674	1.07564	1.07564	1.06837	1.06837	1.06837	1.06837	1.07564	1.07564	1.06837	1.06837	1.06837	1.06837	1.06837	1.06837	1.06837	1.06837	1.06837	1.06837	1.06837	1.06837	1.06837	1.06837	1.070906	1.06837	1.07674
Rv1860	cell wall and cell processes	1.10807	1.08771	1.10807	1.10807	1.10807	1.0924	1.0924	1.08771	1.0924	1.0924	1.11318	1.0924	1.0924	1.0924	1.0924	1.08771	1.08771	1.11318	1.11318	1.11318	1.0924	1.0924	1.08771	1.08771	1.08771	1.0924	1.0924	1.0924	1.0924	1.0924	1.0924	1.0924	1.0924	1.095823	1.08771	1.11318
Rv1861	cell wall and cell processes	0.621383	0.621383	0.621383	0.621383	0.621383	0.621383	0.621383	0.621383	0.621383	0.621383	0.621383	0.621383	0.621383	0.621383	0.621383	0.621383	0.621383	0.621383	0.621383	0.621383	0.621383	0.621383	0.621383	0.621383	0.621383	0.644659	0.621383	0.621383	0.621383	0.621383	0.616145	0.621383	0.621383	0.62193	0.616145	0.644659
Rv1864c	conserved hypothetically	0.868814	0.868814	0.868814	0.868814	0.868814	0.868814	0.868814	0.868814	0.868814	0.868814	0.868814	0.868814	0.868814	0.868814	0.868814	0.868814	0.868814	0.868814	0.868814	0.868814	0.868814	0.868814	0.868814	0.868814	0.868814	0.868814	0.868814	0.868814	0.868814	0.868814	0.868814	0.868814	0.868814	0.868814	0.868814	0.868814
Rv1868	conserved hypothetically	1.07943	1.06335	1.07431	1.06335	1.06335	1.05975	1.06335	1.06335	1.06335	1.06335	1.06335	1.06335	1.06335	1.06335	1.06335	1.06507	1.06335	1.06335	1.06335	1.06335	1.05988	1.06325	1.06906	1.06335	1.06335	1.06335	1.06335	1.06335	1.06335	1.06335	1.06335	1.06335	1.06335	1.064177	1.05975	1.07943
Rv1869c	intermediary metabolism and respiration	0.856689	0.856689	0.856689	0.856689	0.856689	0.861593	0.856689	0.856689	0.856689	0.859967	0.856689	0.856689	0.856689	0.856689	0.856689	0.856689	0.856689	0.856689	0.856689	0.856689	0.856689	0.856689	0.856689	0.856689	0.856689	0.856689	0.856689	0.856689	0.856689	0.856689	0.856689	0.856689	0.856689	0.857221	0.856689	0.866057
Rv1870c	conserved hypothetically	0.89292	0.864899	0.89292	0.89292	0.89292	0.884096	0.89292	0.864899	0.89292	0.89292	0.89292	0.89292	0.900005	0.867008	0.872404	0.864899	0.864899	0.89292	0.89292	0.89292	0.884096	0.864899	0.864899	0.864899	0.864899	0.864899	0.870749	0.864899	0.864899	0.864899	0.864899	0.89292	0.89292	0.879483	0.864899	0.900005
Rv1871c	conserved hypothetically	0.459917	0.459917	0.459917	0.459917	0.459917	0.459917	0.459917	0.459917	0.459917	0.459917	0.459917	0.459917	0.459917	0.459917	0.459917	0.459917	0.459917	0.459917	0.459917	0.459917	0.459917	0.459917	0.459917	0.459917	0.459917	0.459917	0.459917	0.459917	0.459917	0.459917	0.459917	0.459917	0.459917	0.459917	0.459917	0.459917
Rv1873	conserved hypothetically	1.0431	1.0431	1.0431	1.0431	1.0431	1.0431	1.0431	1.0431	1.0431	1.0431	1.0431	1.0431	1.07954	1.0431	1.05676	1.0431	1.0431	1.0431	1.0431	1.0431	1.0431	1.0431	1.0431	1.0431	1.0431	1.0431	1.0431	1.0431	1.0431	1.0431	1.0431	1.0431	1.0431	1.044618	1.0431	1.07954
Rv1875	conserved hypothetically	0.917352	0.892572	0.892572	0.892572	0.892572	0.892343	0.892572	0.892572	0.892572	0.892572	0.892572	0.892572	0.892572	0.892572	0.892572	0.892572	0.892572	0.892572	0.892572	0.892572	0.892572	0.892572	0.892572	0.892572	0.892572	0.892572	0.892572	0.892572	0.892572	0.892572	0.892572	0.892572	0.892572	0.893316	0.892343	0.917352
Rv1876	intermediary metabolism and respiration	0.919347	0.919347	0.919347	0.919347	0.919347	0.919347	0.891535	0.919347	0.919347	0.919347	0.919347	0.919347	0.919347	0.919347	0.919347	0.919347	0.919347	0.919347	0.919347	0.919347	0.919347	0.919347	0.919347	0.919347	0.919347	0.919347	0.919347	0.919347	0.919347	0.919347	0.919347	0.919347	0.919347	0.918504	0.891535	0.919347
Rv1877	cell wall and cell processes	0.970257	0.97334	0.972034	0.970257	0.972034	0.972928	0.978453	0.97334	0.97334	0.976134	0.970257	0.97334	0.97334	0.97334	0.969008	0.97334	0.97334	0.970257	0.970257	0.970257	0.972974	0.97334	0.97334	0.97334	0.97334	0.97334	0.97334	0.97334	0.97334	0.973668	0.97334	0.988894	0.988894	0.973738	0.969008	0.988894
Rv1882c	intermediary metabolism and respiration	0.699958	0.699958	0.699958	0.699958	0.699958	0.699958	0.699958	0.699958	0.699958	0.699958	0.699958	0.699958	0.701338	0.699958	0.699958	0.699958	0.699958	0.699958	0.699958	0.699958	0.699958	0.699958	0.699958	0.699958	0.699958	0.699958	0.699958	0.699958	0.68744	0.703614	0.699958	0.699958	0.703305	0.699833	0.68744	0.703614
Rv1883c	conserved hypothetically	1.00026	0.992436	0.992436	0.992436	0.992436	0.992436	0.992436	0.992436	0.992436	0.992436	0.992906	0.995313	0.992436	0.975903	0.992906	0.992436	0.992436	0.992436	0.992436	0.992436	0.992436	0.992436	0.992436	0.992436	0.992436	0.992436	0.992436	0.992436	0.992436	0.992436	0.992906	0.992906	0.992436	0.992316	0.975903	1.00026
Rv1885c	intermediary metabolism and respiration	0.779886	0.779886	0.779886	0.779886	0.779886	0.779886	0.779886	0.779886	0.779886	0.775183	0.779886	0.779886	0.779886	0.765593	0.779886	0.779886	0.779886	0.779886	0.779886	0.773977	0.779886	0.779886	0.779886	0.779886	0.779886	0.779886	0.779886	0.779886	0.779886	0.779886	0.779886	0.779886	0.779886	0.779131	0.765593	0.779886
Rv1886c	lipid metabolism	0.67019	0.682553	0.682553	0.682553	0.682553	0.682553	0.682553	0.682553	0.682553	0.682553	0.682553	0.682553	0.682553	0.682553	0.689459	0.682553	0.682553	0.682553	0.682553	0.682553	0.682553	0.682553	0.682553	0.682553	0.682553	0.691804	0.691804	0.691804	0.682553	0.682553	0.682553	0.682553	0.682553	0.683229	0.67019	0.691804
Rv1888A	conserved hypothetically	0.579592	0.579592	0.579592	0.579592	0.579592	0.579592	0.579592	0.579592	0.579592	0.579592	0.579592	0.579592	0.579592	0.609162	0.579592	0.579592	0.579592	0.579592	0.579592	0.579592	0.579592	0.609046	0.609046	0.609046	0.609046	0.579592	0.579592	0.579592	0.579592	0.609046	0.609046	0.609046	0.609046	0.586736	0.579592	0.609162
Rv1890c	stable RNAs	0.959514	0.979437	0.979437	0.979437	0.979437	0.979437	0.979437	0.979437	0.979437	0.979437	0.979437	0.979437	0.979437	0.979437	0.979437	0.979437	0.979437	0.979437	0.979437	0.979437	0.979437	0.979437	0.979437	0.979437	0.979437	0.979437	0.979437	0.979437	0.979437	0.979437	0.979437	0.979437	0.979437	0.978833	0.959514	0.979437
Rv1891	conserved hypothetically	1.16295	1.16295	1.1281	1.1281	1.1281	1.16295	1.16295	1.16295	1.16295	1.16295	1.16295	1.16295	1.16295	1.16295	1.16295	1.16295	1.16295	1.16295	1.16295	1.16295	1.16295	1.16295	1.16295	1.16295	1.16295	1.16295	1.16295	1.16295	1.17958	1.16295	1.16295	1.16295	1.16295	1.160286	1.1281	1.17958
Rv1892	cell wall and cell processes	0.858936	0.858936	0.858936	0.858936	0.858936	0.858936	0.858936	0.858936	0.858936	0.858936	0.858936	0.858936	0.858936	0.858936	0.858936	0.858936	0.858936	0.858936	0.858936	0.858936	0.858936	0.858936	0.858936	0.858936	0.858936	0.858936	0.858936	0.858936	0.858936	0.858936	0.858936	0.858936	0.858936	0.858936	0.858936	0.858936
Rv1896c	conserved hypothetically	0.799247	0.80823	0.814748	0.814748	0.814748	0.796397	0.795544	0.795544	0.795544	0.795544	0.799247	0.795544	0.795544	0.795544	0.795544	0.795544	0.795544	0.799247	0.799247	0.799247	0.795544	0.795544	0.795544	0.795544	0.795544	0.795544	0.795544	0.795544	0.795544	0.795544	0.795544	0.795544	0.795544	0.798261	0.795544	0.814748
Rv1897c	conserved hypothetically	0.961463	0.961463	0.961463	0.961463	0.961463	0.961463	0.961463	0.961463	0.961463	0.961463	0.961463	0.992272	0.961463	0.961463	0.961463	0.961463	0.961463	0.961463	0.961463	0.961463	0.961463	0.961463	0.961463	0.961463	0.961463	0.961463	0.961463	0.961463	0.961463	0.961463	0.961463	0.961463	0.961463	0.962397	0.961463	0.992272
Rv1899c	cell wall and cell processes	1.01254	0.999115	1.01254	1.01254	1.01254	1.01254	0.998513	0.999115	1.01254	1.01254	1.01254	1.01254	1.01254	1.01254	0.999115	0.999115	0.999115	1.01697	1.01254	1.01254	1.01254	0.999115	0.999115	0.999115	0.999115	0.999115	0.999115	0.999115	0.999115	0.999115	1.01254	0.999115	1.01254	1.006147	0.998513	1.01697
Rv1904	conserved hypothetically	1.09601	1.09601	1.09601	1.09601	1.09601	1.09601	1.09601	1.09601	1.09601	1.09601	1.09601	1.07283	1.09601	1.09601	1.09601	1.09601	1.09601	1.09601	1.09601	1.09601	1.09601	1.09601	1.09601	1.09601	1.09601	1.09601	1.08127	1.08127	1.08127	1.09601	1.09601	1.09601	1.09601	1.093968	1.07283	1.09601
Rv1907c	conserved hypothetically	0.811974	0.811974	0.811974	0.811974	0.811974	0.811974	0.811974	0.811974	0.811974	0.811974	0.811974	0.811974	0.811974	0.805897	0.811974	0.811974	0.811974	0.811974	0.811974	0.811974	0.811974	0.811974	0.811974	0.811974	0.811974	0.811974	0.811974	0.811974	0.811974	0.811974	0.811974	0.811974	0.811974	0.81179	0.805897	0.811974
Rv1909c	regulatory proteins	0.880077	0.880077	0.880077	0.880077	0.880077	0.880077	0.895633	0.880077	0.880077	0.880077	0.880077	0.880077	0.880077	0.880077	0.880077	0.880077	0.880077	0.880077	0.898242	0.880077	0.880077	0.880077	0.880077	0.880077	0.880077	0.880077	0.880077	0.880077	0.880077	0.880077	0.88154	0.880077	0.880077	0.881143	0.880077	0.898242
Rv1910c	cell wall and cell processes	0.916747	0.905656	0.916747	0.916747	0.916747	0.916747	0.916747	0.905656	0.916747	0.916747	0.916747	0.919491	0.916747	0.916747	0.905656	0.905656	0.905656	0.916747	0.916747	0.916747	0.916747	0.905656	0.905656	0.905656	0.905656	0.905656	0.905656	0.905656	0.905656	0.905656	0.905656	0.904421	0.916747	0.911751	0.904421	0.919491
Rv1911c	cell wall and cell processes	1.26637	1.26637	1.26637	1.26637	1.26637	1.26637	1.26637	1.26637	1.26637	1.26637	1.26637	1.23973	1.26637	1.26637	1.26637	1.26637	1.26637	1.26637	1.26637	1.26637	1.26637	1.26637	1.26637	1.26637	1.26637	1.26637	1.26637	1.26637	1.26637	1.26637	1.26637	1.26637	1.26637	1.265563	1.23973	1.26637
Rv1914c	conserved hypothetically	0.570141	0.570141	0.570141	0.570141	0.570141	0.570141	0.579271	0.570141	0.570141	0.570141	0.570141	0.570141	0.570141	0.570141	0.570141	0.570141	0.570141	0.570141	0.570141	0.570141	0.570141	0.570141	0.570141	0.570141	0.570141	0.570141	0.560107	0.570141	0.570141	0.570141	0.570141	0.570141	0.570141	0.570114	0.560107	0.579271
Rv1915	intermediary metabolism and respiration	0.736075	0.736432	0.731309	0.732808	0.736075	0.736075	0.736075	0.731309	0.736075	0.736075	0.736872	0.736075	0.736075	0.736075	0.731309	0.731309	0.731309	0.736075	0.736075	0.736075	0.736075	0.736075	0.731309	0.731309	0.731309	0.731309	0.736075	0.736075	0.736075	0.736075	0.731309	0.736075	0.736075	0.734567	0.731309	0.736872
Rv1920	cell wall and cell processes	1.22881	1.23165	1.22881	1.22881	1.22881	1.23165	1.22881	1.23165	1.23165	1.22881	1.22881	1.22881	1.22881	1.23165	1.23165	1.23165	1.23165	1.22881	1.22881	1.22881	1.23165	1.23165	1.23165	1.23165	1.23165	1.23165	1.22864	1.22864	1.22864	1.23165	1.23165	1.23165	1.24008	1.230508	1.22864	1.24008
Rv1921c	cell wall and cell processes	0.688317	0.688317	0.689372	0.690564	0.689372	0.688578	0.689439	0.688317	0.688317	0.688317	0.688317	0.688317	0.681754	0.6894	0.688317	0.688317	0.688317	0.688317	0.688317	0.688317	0.688317	0.688735	0.688317	0.688317	0.688317	0.688317	0.689014	0.688317	0.688317	0.688317	0.688735	0.688317	0.688317	0.688371	0.681754	0.690564
Rv1922	cell wall and cell processes	0.800259	0.800259	0.800259	0.800259	0.800259	0.800259	0.800537	0.800259	0.800259	0.800259	0.800259	0.796308	0.800259	0.799234	0.807289	0.800259	0.800259	0.800259	0.800259	0.800259	0.800259	0.800259	0.800259	0.800259	0.800259	0.802507	0.800259	0.800259	0.800259	0.800259	0.800259	0.800259	0.800259	0.800398	0.796308	0.807289
Rv1926c	cell wall and cell processes	0.927409	0.927409	0.927409	0.927409	0.927409	0.927409	0.927409	0.927409	0.927409	0.927409	0.927409	0.927409	0.91684	0.927409	0.927409	0.927409	0.927409	0.933204	0.927409	0.927409	0.927409	0.927409	0.927409	0.927409	0.927409	0.927409	0.927409	0.927409	0.927409	0.91159	0.927409	0.927409	0.927409	0.926785	0.91159	0.933204
Rv1927	conserved hypothetically	0.855679	0.851947	0.851947	0.851947	0.851947	0.851947	0.851947	0.851947	0.851947	0.851947	0.851947	0.860753	0.851947	0.851947	0.851947	0.851947	0.851947	0.860753	0.860753	0.860753	0.851947	0.851947	0.851947	0.851947	0.851947	0.840598	0.840598	0.840598	0.852865	0.851947	0.851947	0.851947	0.851947	0.852124	0.840598	0.860753
Rv1928c	intermediary metabolism and respiration	0.90826	0.90826	0.90826	0.90826	0.90826	0.90826	0.90826	0.90826	0.90826	0.90826	0.90826	0.90826	0.90826	0.90826	0.90826	0.90826	0.90826	0.90826	0.90826	0.90826	0.90826	0.90826	0.90826	0.90826	0.90826	0.90826	0.90826	0.90826	0.90826	0.90826	0.90826	0.90826	0.90826	0.90826	0.90826	0.90826
Rv1931c	regulatory proteins	0.891695	0.891695	0.891695	0.891695	0.891695	0.895226	0.891695	0.891695	0.891695	0.894501	0.891695	0.891695	0.891695	0.891695	0.891695	0.891695	0.891695	0.891695	0.891695	0.891695	0.891695	0.891695	0.891695	0.891695	0.891695	0.895636	0.891695	0.891695	0.892625	0.891695	0.891695	0.893161	0.891695	0.892079	0.891695	0.895636
Rv1932	virulence, detoxification, adaptation	0.763184	0.763184	0.763184	0.763184	0.763184	0.763184	0.763184	0.763184	0.763184	0.763184	0.763184	0.763184	0.763184	0.764035	0.763184	0.763184	0.763184	0.763184	0.763184	0.763184	0.763184	0.763184	0.763184	0.763184	0.763184	0.763184	0.763184	0.763184	0.763184	0.763184	0.763184	0.784072	0.763184	0.763843	0.763184	0.784072
Rv1933c	lipid metabolism	0.700663	0.689911	0.700663	0.700663	0.700663	0.700663	0.700663	0.700663	0.700663	0.694873	0.700663	0.700663	0.699447	0.700663	0.700663	0.700663	0.700663	0.700663	0.700663	0.700663	0.700663	0.700663	0.706141	0.700663	0.700663	0.700663	0.700663	0.700663	0.700663	0.700663	0.700663	0.700663	0.700663	0.700291	0.689911	0.706141
Rv1934c	lipid metabolism	0.802357	0.802357	0.802357	0.802357	0.802357	0.805448	0.802357	0.802357	0.802357	0.802357	0.802357	0.802357	0.802357	0.802357	0.803357	0.802357	0.802357	0.802357	0.802357	0.802357	0.802357	0.805448	0.805926	0.802357	0.802357	0.798708	0.798708	0.798708	0.797116	0.798185	0.805926	0.802814	0.802814	0.80217	0.797116	0.805926
Rv1936	intermediary metabolism and respiration	0.611713	0.611713	0.61283	0.611713	0.611713	0.611713	0.611713	0.611713	0.611713	0.606203	0.611713	0.611713	0.611713	0.611713	0.611713	0.611713	0.611713	0.611713	0.611713	0.611713	0.611713	0.605418	0.611713	0.611713	0.611713	0.605418	0.605418	0.605418	0.605418	0.610002	0.605418	0.611713	0.611713	0.610383	0.605418	0.61283
Rv1937	intermediary metabolism and respiration	0.661266	0.661892	0.661892	0.661892	0.662644	0.661892	0.661892	0.661892	0.661892	0.661892	0.661892	0.661094	0.66532	0.661892	0.661153	0.661892	0.661892	0.661892	0.661892	0.661892	0.661892	0.661892	0.661892	0.661892	0.661892	0.661892	0.661892	0.661892	0.661892	0.661892	0.661892	0.661892	0.661892	0.661953	0.661094	0.66532
Rv1939	intermediary metabolism and respiration	0.871052	0.871052	0.871052	0.871052	0.871052	0.871052	0.871052	0.871052	0

ACCEPTED MANUSCRIPT

Rv1997	cell wall and cell processes	0.912783	0.913852	0.912783	0.912783	0.912783	0.909225	0.907815	0.915481	0.912783	0.912783	0.912783	0.912783	0.914326	0.918345	0.915481	0.915481	0.915481	0.912783	0.912783	0.912783	0.909225	0.915481	0.915481	0.915481	0.915481	0.915481	0.915481	0.915481	0.915481	0.915481	0.909225	0.909225	0.913593	0.907815	0.918345
Rv2000	conserved hypothetical	0.853914	0.853914	0.853914	0.853914	0.853914	0.853914	0.853914	0.853914	0.853914	0.853914	0.853914	0.853914	0.853914	0.853914	0.848527	0.853914	0.853914	0.853914	0.853914	0.853914	0.853914	0.850461	0.853914	0.853914	0.853914	0.848316	0.848316	0.848316	0.848316	0.853914	0.849456	0.853914	0.853914	0.852832	0.848316	0.853914
Rv2003c	conserved hypothetical	0.861202	0.861202	0.861202	0.861202	0.861202	0.860028	0.859177	0.861202	0.861202	0.861202	0.861202	0.861202	0.860181	0.861202	0.861202	0.861202	0.861202	0.861202	0.861202	0.861202	0.863601	0.861202	0.861202	0.861202	0.861202	0.861202	0.861202	0.861202	0.861202	0.861202	0.863601	0.863601	0.861292	0.859177	0.863601
Rv2005c	virulence, detoxification, adaptation	0.963225	0.963225	0.980433	0.963225	0.963225	0.963225	0.963225	0.963225	0.963225	0.963225	0.963225	0.963225	0.963225	0.963225	0.963225	0.963225	0.963225	0.963225	0.963225	0.963225	0.963225	0.963225	0.963225	0.963225	0.963225	0.994169	0.994169	0.994169	0.963225	0.963225	0.963225	0.963225	0.963225	0.96656	0.963225	0.994169
Rv2006	virulence, detoxification, adaptation	0.899255	0.894782	0.899255	0.899255	0.899255	0.899924	0.894872	0.899127	0.899127	0.896244	0.899255	0.897163	0.899255	0.896842	0.899127	0.899127	0.899127	0.899255	0.899255	0.899255	0.900221	0.899127	0.899127	0.899127	0.899127	0.896459	0.899127	0.897323	0.899127	0.899127	0.899127	0.899924	0.899924	0.898655	0.894782	0.900221
Rv2008c	conserved hypothetical	1.0185	1.0185	1.0185	1.0185	1.0185	1.0185	1.0185	1.0185	1.0185	1.02235	1.0185	1.0185	1.0185	1.0185	1.02201	1.0185	1.0185	1.0185	1.0185	1.0185	1.0185	1.0185	1.0185	1.0185	1.0185	1.0185	1.0185	1.0185	1.0185	1.0185	1.02062	1.0185	1.0185	1.018787	1.0185	1.02235
Rv2011c	regulatory proteins	0.714482	0.714482	0.714482	0.714482	0.714482	0.714482	0.714482	0.714482	0.714482	0.714482	0.714482	0.725683	0.714482	0.714482	0.714482	0.714482	0.714482	0.714482	0.714482	0.714482	0.725683	0.714482	0.714482	0.714482	0.714482	0.714482	0.714482	0.714482	0.714482	0.714482	0.714482	0.714482	0.714482	0.714821	0.714482	0.725683
Rv2016	conserved hypothetical	0.820987	0.820987	0.817014	0.820987	0.817014	0.820987	0.814013	0.820987	0.820987	0.820987	0.820987	0.820987	0.820987	0.820987	0.820987	0.820987	0.820987	0.820987	0.820987	0.820987	0.820987	0.820987	0.820987	0.820987	0.820987	0.820987	0.820987	0.820987	0.820987	0.820987	0.820987	0.820987	0.820987	0.820535	0.814013	0.820987
Rv2018	conserved hypothetical	0.984019	0.981856	0.984019	0.984019	0.984019	0.981856	0.981856	0.981856	0.981856	0.981856	0.984019	0.98895	0.981856	0.981856	0.981856	0.981856	0.981856	0.984019	0.984019	0.984019	0.981856	0.981856	0.981856	0.981856	0.981856	0.981856	0.981856	0.981856	0.981856	0.981856	0.981856	0.981856	0.982595	0.981856	0.98895
Rv2020c	conserved hypothetical	0.746133	0.746133	0.717189	0.821175	0.717189	0.720034	0.821175	0.821175	0.821175	0.717189	0.837393	0.72226	0.821175	0.821175	0.806143	0.821175	0.821175	0.821175	0.821175	0.821175	0.881194	0.881194	0.837393	0.821175	0.821175	0.837393	0.837393	0.837393	0.806143	0.806143	0.837393	0.837393	0.720034	0.803758	0.717189	0.881194
Rv2021c	regulatory proteins	1.03112	1.03112	1.03112	1.03112	1.03112	1.03112	1.03112	1.03112	1.03112	1.03112	1.03112	1.03112	1.03112	1.03112	1.03112	1.03112	1.03112	1.03112	1.03112	1.03112	1.03112	1.03112	1.03112	1.03112	1.03112	1.02164	1.02164	1.02164	1.02164	1.02164	1.03112	1.03112	1.03112	1.029684	1.02164	1.03112
Rv2022c	conserved hypothetical	0.794841	0.794841	0.799746	0.794841	0.794841	0.794841	0.794841	0.794841	0.794841	0.843056	0.794841	0.794841	0.794841	0.794841	0.805526	0.794841	0.794841	0.794841	0.794841	0.794841	0.794841	0.794841	0.794841	0.794841	0.794841	0.794841	0.785872	0.794841	0.794841	0.794841	0.794841	0.794841	0.794841	0.796503	0.785872	0.843056
Rv2023c	conserved hypothetical	0.688382	0.691684	0.688382	0.688382	0.688382	0.691684	0.688382	0.691684	0.691684	0.688382	0.688382	0.688382	0.688382	0.691684	0.691684	0.691684	0.691684	0.688382	0.688382	0.688382	0.691684	0.691684	0.691684	0.691684	0.691684	0.691684	0.691684	0.691684	0.691684	0.691684	0.691684	0.691684	0.691684	0.690483	0.688382	0.691684
Rv2024c	conserved hypothetical	0.6072	0.61278	0.6072	0.61324	0.6072	0.610659	0.607344	0.616369	0.61278	0.610505	0.6072	0.608133	0.6072	0.612919	0.61278	0.616369	0.616369	0.6072	0.6072	0.6072	0.614437	0.61278	0.61278	0.616369	0.616369	0.619818	0.619818	0.615564	0.61278	0.61278	0.61278	0.615335	0.615335	0.612266	0.6072	0.619818
Rv2027c	regulatory proteins	0.904533	0.897702	0.904533	0.904533	0.904533	0.898135	0.90424	0.897702	0.897702	0.904533	0.904533	0.904533	0.908908	0.892413	0.897702	0.897702	0.897702	0.904533	0.904533	0.904533	0.897702	0.897702	0.894129	0.897702	0.897702	0.897702	0.897702	0.897702	0.897702	0.897702	0.897702	0.897702	0.920995	0.90076	0.892413	0.920995
Rv2028c	virulence, detoxification, adaptation	0.948715	0.948715	0.948715	0.948715	0.948715	0.948715	0.948715	0.948715	0.948715	0.948715	0.948715	0.948715	0.948715	0.948715	0.948715	0.948715	0.948715	0.948715	0.948715	0.948715	0.948715	0.948715	0.948715	0.948715	0.948715	0.948715	0.948715	0.948715	0.948715	0.948715	0.948715	0.948715	0.948715	0.948715	0.948715	0.948715
Rv2029c	virulence, detoxification, adaptation	1.13028	1.14012	1.13028	1.13028	1.13028	1.14012	1.14012	1.14012	1.14012	1.14834	1.13028	1.14012	1.14012	1.14012	1.14012	1.14012	1.14012	1.13028	1.13028	1.13028	1.14012	1.13714	1.14012	1.14012	1.14012	1.14012	1.14012	1.14012	1.14012	1.15481	1.12656	1.14012	1.14012	1.137928	1.12656	1.15481
Rv2030c	conserved hypothetical	0.910379	0.916332	0.905047	0.905047	0.905047	0.916332	0.916332	0.916332	0.916332	0.916332	0.911854	0.916332	0.919418	0.916332	0.917452	0.916332	0.916332	0.910379	0.910379	0.910379	0.916332	0.916332	0.916332	0.916332	0.916332	0.920299	0.916332	0.916332	0.916332	0.916332	0.916332	0.912629	0.912629	0.914472	0.905047	0.920299
Rv2032	conserved hypothetical	0.853667	0.853667	0.853667	0.853667	0.853667	0.864002	0.85617	0.853667	0.853667	0.853667	0.847659	0.852679	0.853667	0.859337	0.853667	0.853667	0.853667	0.847659	0.847659	0.847659	0.850502	0.853667	0.853667	0.853667	0.853667	0.853667	0.853667	0.853667	0.853667	0.853667	0.853667	0.841475	0.853667	0.853004	0.841475	0.864002
Rv2034	regulatory proteins	0.738777	0.738777	0.738777	0.738777	0.738777	0.738777	0.738777	0.738777	0.738777	0.738777	0.738777	0.738777	0.738777	0.738777	0.738777	0.738777	0.738777	0.738777	0.738777	0.738777	0.738777	0.738777	0.738777	0.738777	0.738777	0.738777	0.738777	0.738777	0.738777	0.738777	0.738777	0.738777	0.738777	0.738777	0.738777	0.738777
Rv2036	conserved hypothetical	0.787203	0.793784	0.787203	0.787203	0.787203	0.787203	0.787203	0.793784	0.787203	0.787203	0.787203	0.787203	0.787203	0.793784	0.793784	0.793784	0.793784	0.787203	0.787203	0.787203	0.787203	0.793784	0.793784	0.793784	0.793784	0.793784	0.793784	0.793784	0.793784	0.793784	0.793784	0.793784	0.799449	0.779862	0.793784	0.793784
Rv2038c	cell wall and cell processes	0.915366	0.915366	0.915366	0.915366	0.915366	0.915366	0.920313	0.915366	0.915366	0.915366	0.915366	0.915366	0.915366	0.915366	0.915366	0.915366	0.915366	0.915366	0.915366	0.915366	0.915366	0.91463	0.915366	0.915366	0.915366	0.915366	0.915366	0.915366	0.915366	0.91463	0.915366	0.915366	0.915471	0.91463	0.920313
Rv2041c	cell wall and cell processes	0.934786	0.934786	0.934786	0.934786	0.934786	0.934786	0.934786	0.943909	0.934786	0.934786	0.934786	0.934416	0.934786	0.934605	0.934786	0.943909	0.943909	0.934786	0.934786	0.934786	0.934786	0.934786	0.934786	0.934786	0.934786	0.934786	0.934786	0.934786	0.934786	0.934786	0.930133	0.934786	0.934786	0.936011	0.930133	0.943909
Rv2042c	conserved hypothetical	0.999183	0.999183	0.998837	0.998837	0.998837	0.999183	0.999183	0.999183	0.999183	0.986642	0.999183	0.999183	0.999183	0.999183	0.999183	0.999183	0.999183	0.999183	0.999183	0.999183	0.994302	0.999183	0.999183	0.999183	0.999183	0.988246	0.981969	0.981969	0.981969	0.981969	0.999183	0.01594	0.999183	0.996713	0.981969	0.01594
Rv2044c	conserved hypothetical	1.02924	1.02924	1.02924	1.02924	1.02924	1.02924	1.02924	1.02924	1.02924	1.02924	1.02924	1.02924	1.02924	1.02924	1.02924	1.02924	1.02924	1.02924	1.02924	1.02924	1.02924	1.02924	1.02924	1.02924	1.02924	1.02924	1.02924	1.04837	1.02924	1.02924	1.02924	1.02924	1.02924	1.02982	1.02924	1.04837
Rv2045c	intermediary metabolism and respiration	0.864919	0.864919	0.864919	0.864919	0.864919	0.864919	0.865541	0.864919	0.864919	0.872748	0.864919	0.864919	0.864919	0.864919	0.864919	0.864919	0.864919	0.864919	0.864919	0.864919	0.864919	0.864919	0.864919	0.864919	0.864919	0.885004	0.864919	0.864919	0.864919	0.864919	0.864919	0.864919	0.864919	0.865784	0.864919	0.885004
Rv2048c	stable RNAs	0.930747	0.931127	0.932336	0.931649	0.931705	0.933012	0.930019	0.934031	0.931807	0.932962	0.932284	0.933668	0.933169	0.934754	0.93068	0.934031	0.934031	0.931561	0.93241	0.931549	0.931621	0.931257	0.933064	0.934031	0.934031	0.931939	0.933419	0.93353	0.931146	0.933618	0.934277	0.930148	0.930556	0.932429	0.930019	0.934754
Rv2050	conserved hypothetical	0.793227	0.793227	0.793227	0.793227	0.793227	0.793227	0.793227	0.793227	0.793227	0.793227	0.793227	0.793227	0.793227	0.793227	0.793227	0.793227	0.793227	0.793227	0.793227	0.793227	0.793227	0.793227	0.793227	0.793227	0.793227	0.793227	0.793227	0.793227	0.793227	0.793227	0.793227	0.793227	0.793227	0.793227	0.793227	0.793227
Rv2053c	cell wall and cell processes	1.28782	1.28782	1.28782	1.24143	1.28782	1.28782	1.29685	1.28782	1.28782	1.28782	1.28782	1.28782	1.28782	1.30321	1.28782	1.28782	1.28782	1.28782	1.28782	1.28782	1.28782	1.28782	1.28782	1.28782	1.28782	1.28782	1.28782	1.28782	1.28782	1.28782	1.28782	1.28782	1.287154	1.24143	1.30321
Rv2054	conserved hypothetical	0.860369	0.860369	0.913548	0.860369	0.860369	0.860369	0.860369	0.860369	0.860369	0.860369	0.860369	0.860369	0.860369	0.860369	0.860369	0.860369	0.860369	0.860369	0.860369	0.860369	0.860369	0.860369	0.860369	0.860369	0.860369	0.860369	0.860369	0.860369	0.860369	0.845945	0.860369	0.860369	0.860369	0.861543	0.845945	0.913548
Rv2056c	information pathways	0.718637	0.718637	0.718637	0.718637	0.718637	0.718637	0.718637	0.718637	0.718637	0.718637	0.718637	0.718637	0.718637	0.718637	0.718637	0.718637	0.718637	0.718637	0.718637	0.718637	0.718637	0.718637	0.718637	0.718637	0.718637	0.718637	0.718637	0.718637	0.718637	0.718637	0.718637	0.718637	0.718637	0.718637	0.718637	0.718637
Rv2059	conserved hypothetical	0.900289	0.900289	0.900289	0.900289	0.900289	0.900289	0.900289	0.900289	0.900289	0.900289	0.900289	0.898877	0.900289	0.900289	0.900289	0.900289	0.900289	0.900289	0.900289	0.900289	0.902847	0.900289	0.900289	0.900289	0.900289	0.905872	0.902433	0.902433	0.905047	0.904376	0.906637	0.900289	0.900289	0.901083	0.898877	0.906637
Rv2060	cell wall and cell processes	1.06412	1.06412	1.06412	1.06412	1.06412	1.06412	1.06412	1.06412	1.06412	1.06412	1.06412	1.06412	1.06412	1.06412	1.06412	1.06412	1.06412	1.06412	1.06412	1.06412	1.06412	1.06412	1.06412	1.06412	1.06412	1.06412	1.06412	1.06412	1.06412	1.06412	1.06412	1.06412	1.06412	1.06412	1.06412	1.06412
Rv2063	virulence, detoxification, adaptation	0.832574	0.832574	0.832574	0.832574	0.832574	0.832574	0.832574	0.832574	0.832574	0.832574	0.832574	0.832574	0.832574	0.832574	0.832574	0.832574	0.832574	0.832574	0.832574	0.832574	0.832574	0.832574	0.832574	0.832574	0.832574	0.832574	0.832574	0.832574	0.832574	0.832574	0.832574	0.832574	0.832574	0.832574	0.832574	0.832574
Rv2064	intermediary metabolism and respiration	0.673488	0.673488	0.673488	0.673488	0.673488	0.675581	0.673725	0.673488	0.673488	0.673488	0.673488	0.673488	0.673488	0.673488	0.673488	0.673488	0.673488	0.673488	0.673488	0.675151	0.673488	0.673488	0.673488	0.673488	0.673488	0.672688	0.672688	0.672688	0.673488	0.673488	0.673488	0.673488	0.673488	0.673536	0.672688	0.675581
Rv2067c	conserved hypothetical	0.977836	0.977836	0.977836	0.977836	0.977836	0.977836	0.977836	0.977836	0.977836	0.979996	0.977836	0.977836	0.977836	0.977836	0.977836	0.977836	0.977836	0.977836	0.977836	0.977836	0.977836	0.977712	0.977836	0.977836	0.977836	0.977836	0.977836	0.977836	0.977836	0.977712	0.977836	0.977836	0.977894	0.977712	0.979996
Rv2068c	intermediary metabolism and respiration	0.91989	0.91989	0.91989	0.91989	0.91989	0.91989	0.91989	0.91989	0.91989	0.91989	0.91989	0.91989	0.91989	0.91989	0.91989	0.91989	0.91989	0.91989	0.91989	0.91989	0.91989	0.91989	0.91989	0.91989	0.91989	0.91989	0.91989	0.91989	0.91989	0.91989	0.91989	0.91989	0.91989	0.91989	0.91989	0.91989
Rv2069	information pathways	0.873074	0.873074	0.873074	0.873074	0.873074	0.873074	0.873074	0.873074	0.873074	0.873074	0.873074	0.873074	0.873074	0.865456	0.862556	0.873074	0.873074	0.873074	0.873074	0.873074	0.873074	0.873074	0.873074	0.873074	0.873074	0.873074	0.873074	0.873074	0.873074	0.873074	0.873074	0.873074	0.872524	0.862556	0.873074
Rv2071c	intermediary metabolism and respiration	0.86945	0.879663	0.86945	0.86945	0.86945	0.875543	0.86945	0.879663	0.875543	0.873788	0.86945	0.879305	0.86945	0.875543	0.879663	0.879663	0.879663	0.86945	0.86945	0.86945	0.875543	0.875543	0.879663	0.879663	0.875543	0.875543	0.875543	0.875543	0.875543	0.875543	0.875543	0.875543	0.874756	0.86945	0.879663
Rv2073c	intermediary metabolism and respiration	0.849697	0.849697	0.849697	0.849697	0.849697	0.855079	0.849697	0.849697	0.849697	0.849697	0.849697	0.849697	0.849697	0.849697	0.849697	0.849697	0.849697	0.849697	0.849697	0.849697	0.849697	0.849697	0.849697	0.849697	0.849697	0.849697	0.849697	0.849697	0.849697	0.849697	0.849697	0.849697	0.849697	0.84986	0.849697	0.855079
Rv2074	intermediary metabolism and respiration	0.598496	0.598496	0.598496	0.598496	0.598496	0.611242	0.598496	0.598496	0.598496	0.598496	0.598496	0.598496	0.598496	0.598496	0.598496	0.598496	0.598496	0.598496	0.598496	0.605111	0.611242	0.598496	0.605111	0.598496	0.598496	0.598496	0.598496	0.598496	0.598496	0.598496	0.611242	0.611242	0.600241	0.598496	0.611242
Rv2075c	cell wall and cell processes	0.800362	0.800362	0.800362	0.800362	0.800362	0.796998	0.800362	0.800362	0.796648	0.804536	0.800362	0.800362	0.800362	0.796648	0.799316	0.800362	0.800362	0.800362	0.800362	0.800362	0.796648	0.796648	0.800362	0.800362	0.800362	0.796648	0.796648	0.796648	0.796648	0.796648	0.796648	0.796648	0.799004	0.796648	0.804536
Rv2076c	conserved hypothetical	0.940966	0.940966	0.940966	0.940966	0.940966	0.940966	0.940966	0.940966	0.940966	0.940966	0.940966	0.940966	0.940966	0.940966	0.940966	0.940966	0.940966	0.940966	0.940966	0.940966	0.940966	0.927094	0.940966	0.940966	0.940966	0.952745	0.940966	0.940966	0.940966	0.940966	0.927094	0.940966	0.940966	0.940482	0.927094	0.952745
Rv2077c	cell wall and cell processes	1.02139	1.02139	1.02139	1.02139	1.02139	1.02139	1.02139	1.02901	1.02139	1.03568	1.02139	1.02139	1.02139	1.02139	1.02139	1.02901	1.02901	1.02139	1.02139	1.02139	1.02139	1.02139	1.02139	1.02139	1.02901	1.02901	1.02139	1.02139	1.02139	1.02139	1.02139	1.02139	1.02139	1.022978	1.02139	1.03568
Rv2077A	conserved hypothetical	1.76367	1.76367	1.76367	1.76367	1.76367	1.76367	1.76367	1.76367	1.76367	1.78396	1.76367	1.76367	1.76367	1.76367	1.76367	1.76367	1.76367	1.76367	1.76367	1.75375	1.76367	1.76367	1.76367	1.76367	1.76367	1.76367	1.76367	1.76367	1.76367	1.76367	1.76367	1.76367	1.763984	1.75375	1.78396
Rv2080	cell wall and cell processes	0.743626	0.751311	0.743626	0.743626	0.743626	0.751311	0.743626	0.751311	0.751311	0.743626	0.743626	0.743626	0.743626	0.756284	0.751311	0.751311	0.751311	0.743626	0.743626	0.743626	0.751311	0.751311	0.751311	0.751311	0.751311	0.751311	0.751311	0.751311	0.751311	0.751311	0.751311	0.751311	0.751311	0.748667	0.743626	0.756284
Rv2082	conserved hypothetical	1.01363	1.02926	1.01992	1.01569	1.01099	1.01363	1.01099	1.0125	1.00859	1.0215	1.00481	1.00897	1.01099	1.0182	1.01194	1.0125	1.0125	1.0215	1.01992	1.01992	1.01271	1.00764	1.01194	1.0125	1.0125	1.01343	1.01402	1.01728	1.01787	1.01728	1.00334	1.00481	1.01363	1.013845	1.00334	1.02926
Rv2088	regulatory proteins	1.05272	1.04927	1.04927	1.04927	1.04927	0.94803	1.04927	1.04589	1.04927	1.04927	1.04927	1.04927	1.04927	1.04927	1.04927	1.04589	1.04589	1.04927	1.04927	1.04927	1.04927	1.03588	1.04927	1.04589	1.04589	1.04429	1.04429	1.04429	1.04927	1.04927	1.03588	1.04927	1.04927	1.04453	0.94803	1.05272
Rv2089c	intermediary metabolism and respiration	0.982583	0.982583	0.982583	0.982583	0.982583	0.982583	0.982583	0.982583	0.982583	0.982583	0.982583	0.982583	0.982583	0.982583	0.982583	0.982583	0.982583	0.982583	0.982583	0.982583	0.982583	0.986047	0.982237	0.982583	0.982583	0.981197	0.981197	0.981197	0.982583	0.982583	0.986047	0.982583	0.982583	0.982656	0.981197	0.986047
Rv2090	information pathways	0.824445	0.826487	0.824445	0.824445	0.824445	0.830163	0.825123	0.826487	0.825123	0.825123	0.824445	0.825123	0.825123	0.825123	0.825123	0.826487	0.826487	0.824445	0.824445	0.824445	0.830163	0.825123	0.826487	0.826487	0.826487	0.825123	0.825123	0.825123	0.829315	0.825123	0.825123	0.830163	0.830163	0.825986	0.824445	0.830163
Rv2094c	cell wall and cell processes	0.938106	0.938106	0.938106	0.938106	0.938106	0.938106	0.938106	0.938106	0.938106	0.938106	0.938106	0.938106	0.938106	0.938106	0.938106	0.938106	0.938106	0.938106	0.938106	0.938106	0.938106	0.938106	0.938106	0.938106	0.938106	0.938106	0.938106	0.938106	0.938106	0.938106	0.938106	0.938106	0.938106	0.938106	0.938106	0.938106
Rv2101	information pathways	0.746226	0.746226	0.756643	0.746226	0.746226	0.747999	0.746226	0.749717	0.746226	0.739712	0.746226	0.744128	0.746226	0.746226	0.740952	0.749717	0.749717	0.746226	0.746226	0.746226	0.746226	0.746226	0.746226	0.746226	0.749717	0.749717	0.746226	0.746226	0.746226	0.741707	0.746226	0.746226	0.746226	0.746567	0.739712	0.756643
Rv2110c	intermediary metabolism and respiration	0.773907	0.783932	0.773907	0.773907	0.773907	0.776082	0.773907	0.773907	0.773907	0.773907	0.773907	0.773907	0.778798	0.773907	0.773907	0.773907	0.773907	0.773907	0.773907	0.773907	0.783932	0.773907	0.773907	0.773907	0.773907	0.773907	0.773907	0.773907	0.773907	0.794487	0.773907	0.773907	0.773907	0.775352	0.773907	0.794487
Rv2113	cell wall and cell processes	0.698393	0.703927	0.703927	0.703927	0.703927	0.703927	0.703927	0.703927	0.703927	0.703927	0.698393	0.706012	0.703927	0.703927	0.703927	0.703927	0.703927	0.698393	0.698393	0.691485	0.703927	0.703927	0.703927	0.703927	0.703927	0.703927	0.703927	0.703927	0.703927	0.703927	0.703927	0.703927	0.703927	0.702942	0.691485	0.706012
Rv2114	conserved hypothetical	0.986025	0.986025	0.986025	0.986025	0.986025	0.951056	0.986025	0.986025	0.986025	0.986025	0.986025	0.986025	0.986025	0.986025	0.986025	0.986025	0.986025	0.986025	0.986025	0.986025	0.951056	0.986025	0.999857	0.986025	0.986025	0.986025	0.986025	0.986025	0.986025	0.986025	0.986025	0.951056	0.951056	0.982205	0.951056	0.999857
Rv2115c	cell wall and cell processes	0.837877	0.836406	0.836406	0.836406	0.836406	0.836406	0.836406	0.836406	0.836406	0.836406	0.836406	0.836406	0.836406	0.836406	0.836406	0.836406	0.836406	0.836406	0.836406	0.829775	0.836406	0.836406	0.836406	0.836406	0.836406	0.834098	0.836406	0.836406	0.836406	0.836406	0.836406	0.836406	0.836406	0.83618	0.829775	0.837877
Rv2116	cell wall and cell processes	0.765541	0.765541	0.765541	0.765541	0.765541	0.765541	0.765541	0.765541	0.765541	0.768157	0.810324	0.765541	0.765541	0.765541	0.765541	0.765541	0.765541	0.765541	0.765541	0.765541	0.765541	0.765541	0.765541	0.765541	0.765541	0.765541	0.765541	0.765541	0.765541	0.765541	0.762821	0.765541	0.765541	0.766895	0.762821	0.810324
Rv2117	conserved hypothetical	0.816978	0.816978	0.816978	0.816978	0.816978	0.816978	0.816978	0.816978	0.816978	0.816978	0.816978	0.816978	0.816978	0.816978	0.816978	0.816978	0.816978	0.816978	0.816978	0.816978	0.816978	0.816978	0.816978	0.816978	0.816978	0.816978	0.816978	0.816978	0.816978	0.816978	0.816978	0.816978	0.816978	0.816978	0.816978	0.816978
Rv2122c	intermediary metabolism and respiration	1.01883	1.01883	1.01883	1.01883	1.01883	1.01883	1.01883	1.01883	1.01883	1.01883	1.01883	1.01883	1.01883	1.01883	1.01883	1.01883	1.01883	1.01883	1.01883	1.01883	1.01883	1.01883	1.01883	1.01883	1.01883

ACCEPTED MANUSCRIPT

Rv2200c	intermediary metabolism and respiration	0.634549	0.634549	0.634549	0.634549	0.634549	0.634549	0.634549	0.634549	0.634549	0.634549	0.633631	0.634549	0.634549	0.634549	0.634549	0.634549	0.63411	0.637058	0.634549	0.639689	0.634549	0.634549	0.634549	0.634549	0.634549	0.634549	0.636042	0.634549	0.634549	0.634549	0.634549	0.634785	0.633631	0.639689
Rv2207	intermediary metabolism and respiration	0.884354	0.884354	0.884354	0.884354	0.884354	0.884354	0.884354	0.884354	0.884354	0.884354	0.884354	0.880949	0.884354	0.884354	0.88501	0.884354	0.884354	0.884354	0.884354	0.884354	0.884354	0.882295	0.884354	0.884354	0.884354	0.884354	0.884354	0.884354	0.884354	0.882295	0.884354	0.884354	0.884146	0.880949	0.88501
Rv2208	intermediary metabolism and respiration	0.916167	0.916167	0.929541	0.929541	0.929541	0.924901	0.929541	0.916167	0.929541	0.929541	0.929541	0.935901	0.929541	0.919698	0.916167	0.916167	0.916167	0.921873	0.929541	0.929541	0.929541	0.916167	0.916167	0.916167	0.916167	0.916167	0.91216	0.916167	0.916167	0.916167	0.916167	0.922457	0.91216	0.935901
Rv2211c	intermediary metabolism and respiration	0.9212	0.9212	0.9212	0.9212	0.9212	0.9212	0.9212	0.9212	0.9212	0.9212	0.9212	0.9212	0.9212	0.9212	0.9212	0.9212	0.9212	0.9212	0.9212	0.9212	0.9212	0.9212	0.9212	0.9212	0.916915	0.9212	0.9212	0.9212	0.9212	0.9212	0.9212	0.92107	0.916915	0.9212
Rv2213	intermediary metabolism and respiration	0.760764	0.760764	0.756576	0.756576	0.754909	0.760764	0.756576	0.760764	0.760764	0.756576	0.757268	0.756576	0.756576	0.763355	0.760764	0.760764	0.760764	0.757268	0.757268	0.760764	0.756695	0.760764	0.760764	0.760764	0.760764	0.760764	0.760764	0.760764	0.760764	0.760764	0.760764	0.759357	0.754909	0.763355
Rv2215	intermediary metabolism and respiration	0.819891	0.818979	0.819891	0.819891	0.819891	0.819891	0.819891	0.819891	0.819891	0.819891	0.819891	0.819891	0.819891	0.819891	0.819891	0.819891	0.819891	0.819891	0.819891	0.819891	0.819891	0.821764	0.819891	0.819891	0.819891	0.819891	0.819891	0.819891	0.824447	0.821571	0.821537	0.821537	0.820209	0.818979	0.824447
Rv2216	conserved hypotheticals	0.718006	0.718006	0.718006	0.718006	0.718006	0.718006	0.722496	0.718006	0.718006	0.718006	0.718006	0.718006	0.718006	0.718006	0.710841	0.718006	0.718006	0.718006	0.718006	0.718006	0.718006	0.718006	0.718006	0.718006	0.708994	0.718006	0.718006	0.718006	0.718006	0.718006	0.718006	0.717652	0.708994	0.722496
Rv2218	intermediary metabolism and respiration	0.587505	0.587505	0.587505	0.587505	0.587505	0.572991	0.587505	0.587505	0.587505	0.587505	0.587505	0.587505	0.587505	0.587505	0.587505	0.587505	0.587505	0.587505	0.587505	0.593585	0.587505	0.587505	0.587505	0.587505	0.587505	0.587505	0.587505	0.587505	0.587505	0.587505	0.587505	0.587249	0.572991	0.593585
Rv2225	intermediary metabolism and respiration	0.952665	0.952665	0.952665	0.952665	0.952665	0.952665	0.953391	0.952665	0.952665	0.952665	0.952665	0.952665	0.952665	0.952665	0.952665	0.952665	0.952665	0.952665	0.952665	0.952665	0.952665	0.952665	0.952665	0.952665	0.952665	0.952665	0.952665	0.952665	0.952665	0.952665	0.952665	0.952687	0.952665	0.953391
Rv2226	conserved hypotheticals	0.893141	0.89223	0.89223	0.89223	0.89223	0.89092	0.89223	0.893141	0.89223	0.891251	0.895267	0.892868	0.89223	0.89223	0.89223	0.893141	0.893141	0.89223	0.89223	0.890732	0.89223	0.89223	0.89223	0.893141	0.893141	0.89223	0.89223	0.89223	0.89223	0.89223	0.89223	0.892392	0.890732	0.895267
Rv2227	conserved hypotheticals	1.29975	1.29975	1.2969	1.2969	1.2969	1.2969	1.2969	1.29975	1.2969	1.2969	1.35114	1.29769	1.2969	1.28066	1.29975	1.29975	1.29975	1.35114	1.35114	1.35114	1.2969	1.29975	1.29975	1.29975	1.29975	1.29975	1.29975	1.29975	1.29975	1.29975	1.2969	1.2969	1.304388	1.28066	1.35114
Rv2229c	conserved hypotheticals	0.733704	0.733704	0.733704	0.733704	0.733704	0.733704	0.733704	0.733704	0.733704	0.733704	0.733704	0.732847	0.733704	0.733704	0.733704	0.733704	0.733704	0.733704	0.733704	0.733704	0.733704	0.733704	0.733704	0.733704	0.733704	0.733704	0.733704	0.733704	0.733704	0.733704	0.733704	0.733678	0.732847	0.733704
Rv2230c	conserved hypotheticals	0.88532	0.88532	0.88532	0.88532	0.88532	0.873126	0.88532	0.88532	0.88532	0.88943	0.88532	0.88532	0.88532	0.88532	0.892323	0.88532	0.88532	0.88532	0.884251	0.88532	0.873126	0.883019	0.88532	0.88532	0.88532	0.88532	0.88532	0.88532	0.88532	0.881522	0.873126	0.870916	0.883895	0.870916	0.892323
Rv2231A	conserved hypotheticals	1.05657	1.05657	1.05657	1.05657	1.05657	1.05657	1.05657	1.05657	1.05657	1.05657	1.05657	1.05657	1.06012	1.05657	1.05657	1.05657	1.05657	1.05657	1.05657	1.05657	1.05657	1.05657	1.05657	1.05657	1.05657	1.05657	1.05657	1.07032	1.05657	1.05657	1.05657	1.05657	1.05657	1.057094	1.05657	1.07032
Rv2232	regulatory proteins	0.757659	0.757659	0.757659	0.757132	0.757659	0.758956	0.757659	0.757659	0.757659	0.757659	0.757659	0.757659	0.757659	0.757659	0.757659	0.757659	0.757659	0.757659	0.757659	0.757659	0.754012	0.757659	0.757659	0.757659	0.757659	0.757659	0.757659	0.757659	0.757659	0.757659	0.757659	0.757572	0.754012	0.758956
Rv2234	regulatory proteins	0.649913	0.649913	0.649913	0.63823	0.649913	0.649913	0.649913	0.649913	0.649913	0.649913	0.649913	0.649913	0.649913	0.649913	0.649913	0.649913	0.649913	0.649913	0.649913	0.649913	0.64043	0.649913	0.649913	0.649913	0.649913	0.649913	0.649913	0.649913	0.649913	0.649913	0.649913	0.649272	0.63823	0.649913
Rv2235	cell wall and cell processes	0.78398	0.78398	0.78398	0.788029	0.78398	0.791125	0.78398	0.78398	0.78398	0.78398	0.78398	0.78398	0.78398	0.78398	0.78398	0.78398	0.78398	0.78398	0.78398	0.791125	0.78398	0.78398	0.78398	0.78398	0.78398	0.78398	0.78398	0.78398	0.786141	0.78398	0.791125	0.791125	0.785034	0.78398	0.791125
Rv2236c	intermediary metabolism and respiration	0.823852	0.828683	0.840768	0.840768	0.840768	0.822953	0.831078	0.823852	0.828683	0.840768	0.840768	0.835828	0.840768	0.828683	0.828683	0.823852	0.823852	0.840768	0.840768	0.840768	0.82785	0.828683	0.823852	0.823852	0.823852	0.828683	0.828683	0.828683	0.823852	0.828683	0.823852	0.82785	0.82785	0.830701	0.822953	0.840768
Rv2237	conserved hypotheticals	0.727176	0.732541	0.732541	0.732541	0.732541	0.732541	0.732541	0.727176	0.732541	0.732541	0.732541	0.730282	0.732541	0.732541	0.732541	0.727176	0.727176	0.732541	0.732541	0.732541	0.732541	0.732541	0.732541	0.727176	0.727176	0.732541	0.732541	0.732541	0.732541	0.732541	0.732541	0.732541	0.731497	0.727176	0.732541
Rv2238c	virulence, detoxification, adaptation	0.573859	0.573859	0.573859	0.573859	0.573859	0.573859	0.573859	0.573859	0.573859	0.573859	0.573859	0.573859	0.573859	0.573859	0.573859	0.573859	0.573859	0.573859	0.573859	0.573859	0.573859	0.573859	0.573859	0.573859	0.573859	0.573859	0.573859	0.573859	0.573859	0.573859	0.573859	0.573859	0.573859	0.573859	0.573859	0.573859
Rv2241	intermediary metabolism and respiration	0.705802	0.705802	0.704548	0.704548	0.704548	0.705802	0.705802	0.705802	0.705802	0.705802	0.705653	0.704548	0.705802	0.704236	0.704551	0.705802	0.705802	0.705802	0.704548	0.704548	0.705386	0.705802	0.705802	0.705802	0.705802	0.705802	0.705802	0.705802	0.705802	0.705802	0.705802	0.705804	0.704236	0.705802
Rv2244	lipid metabolism	0.83739	0.83739	0.83739	0.83739	0.83739	0.83739	0.83739	0.83739	0.83739	0.83739	0.83739	0.83739	0.83739	0.83739	0.83739	0.83739	0.83739	0.83739	0.83739	0.83739	0.83739	0.83739	0.83739	0.83739	0.83739	0.83739	0.83739	0.794199	0.83739	0.83739	0.83739	0.836081	0.794199	0.83739
Rv2247	lipid metabolism	0.77775	0.777457	0.777457	0.777457	0.777457	0.787799	0.777457	0.77775	0.777457	0.778725	0.777721	0.777457	0.777457	0.777457	0.777457	0.77775	0.77775	0.777457	0.777457	0.777457	0.777457	0.777457	0.777457	0.77775	0.77775	0.777051	0.777051	0.777282	0.777051	0.777051	0.777457	0.777457	0.777457	0.777051	0.787799
Rv2248	conserved hypotheticals	0.856882	0.856882	0.854119	0.854119	0.854119	0.856882	0.856882	0.856882	0.856882	0.856882	0.854119	0.856882	0.866773	0.856882	0.856882	0.856882	0.856882	0.854119	0.854119	0.854119	0.856882	0.856882	0.856882	0.856882	0.856882	0.857131	0.857131	0.856882	0.856882	0.856882	0.856882	0.856882	0.856611	0.854119	0.866773
Rv2250c	intermediary metabolism and respiration	0.767593	0.767593	0.767593	0.767593	0.767593	0.767593	0.767593	0.767593	0.767593	0.767593	0.767593	0.767593	0.767593	0.767593	0.767593	0.767593	0.767593	0.767593	0.767593	0.767593	0.767593	0.767593	0.767593	0.767593	0.767593	0.767593	0.767593	0.767593	0.767593	0.767593	0.767593	0.767593	0.767593	0.767593	0.767593	0.767593
Rv2250A	intermediary metabolism and respiration	0.920075	0.920075	0.920075	0.920075	0.920075	0.920075	0.920075	0.920075	0.920075	0.920075	0.920075	0.920075	0.920075	0.920075	0.920075	0.920075	0.920075	0.920075	0.920075	0.920075	0.920075	0.920075	0.920075	0.920075	0.920075	0.920075	0.920075	0.920075	0.920075	0.920075	0.920075	0.920075	0.920075	0.920075	0.920075	0.920075
Rv2251	intermediary metabolism and respiration	0.753645	0.753645	0.747073	0.747073	0.747073	0.750225	0.741519	0.753645	0.750225	0.750225	0.747073	0.750225	0.750225	0.750225	0.753645	0.753645	0.753645	0.747073	0.747073	0.747073	0.755204	0.750225	0.753645	0.753645	0.753645	0.753645	0.750225	0.750225	0.750225	0.750225	0.750225	0.750376	0.741519	0.755204
Rv2252	lipid metabolism	0.791468	0.791468	0.791468	0.791468	0.791468	0.791468	0.791468	0.791468	0.791468	0.791468	0.791468	0.791468	0.791468	0.793865	0.792642	0.791468	0.791468	0.791468	0.791468	0.825113	0.791468	0.791468	0.791468	0.791468	0.791468	0.791468	0.791468	0.791468	0.791468	0.791468	0.791468	0.792596	0.791468	0.825113
Rv2253	cell wall and cell processes	0.93317	0.93317	0.93317	0.93317	0.93317	0.93317	0.93317	0.93317	0.93317	0.93317	0.93317	0.93317	0.93317	0.934119	0.93317	0.93317	0.93317	0.93317	0.93317	0.93317	0.93317	0.93317	0.93317	0.93317	0.93317	0.93317	0.93317	0.93317	0.93317	0.93317	0.935273	0.935273	0.933326	0.93317	0.935273
Rv2254c	cell wall and cell processes	0.915498	0.915498	0.929047	0.929047	0.929047	0.93378	0.915498	0.915498	0.915498	0.900495	0.915498	0.90646	0.915498	0.915498	0.915498	0.915498	0.915498	0.915498	0.915498	0.915498	0.93378	0.915498	0.910736	0.915498	0.915498	0.915498	0.915498	0.915498	0.915498	0.903554	0.915498	0.93378	0.93378	0.917705	0.900495	0.93378
Rv2256c	conserved hypotheticals	0.736512	0.744719	0.744719	0.744719	0.744719	0.744719	0.744719	0.736512	0.744719	0.744719	0.744719	0.732437	0.754313	0.744719	0.744719	0.736512	0.736512	0.744719	0.744719	0.744719	0.744719	0.744719	0.744719	0.736512	0.736512	0.744719	0.744719	0.744719	0.744719	0.744719	0.744719	0.744719	0.743145	0.732437	0.754313
Rv2258c	regulatory proteins	0.672547	0.67103	0.67103	0.677269	0.67103	0.67103	0.67103	0.672547	0.67103	0.67103	0.67103	0.67103	0.669058	0.67103	0.67103	0.672547	0.672547	0.67103	0.67103	0.67103	0.67103	0.67103	0.67103	0.672547	0.672547	0.67103	0.67103	0.67103	0.67103	0.67103	0.67103	0.67103	0.671435	0.669058	0.677269
Rv2259	intermediary metabolism and respiration	0.809849	0.809849	0.809849	0.806629	0.809849	0.809849	0.812819	0.809849	0.809849	0.801953	0.809849	0.809849	0.809849	0.809849	0.809849	0.809849	0.809849	0.809849	0.809849	0.809849	0.809849	0.809849	0.809849	0.809849	0.809849	0.809849	0.809849	0.809849	0.809849	0.81142	0.809849	0.809849	0.80965	0.801953	0.812819
Rv2260	conserved hypotheticals	0.702302	0.702302	0.702302	0.702302	0.702302	0.702302	0.702302	0.702302	0.702302	0.702302	0.702302	0.702302	0.702302	0.702302	0.702302	0.702302	0.702302	0.702302	0.702302	0.702302	0.702302	0.702302	0.702302	0.702302	0.69898	0.702302	0.702302	0.702302	0.69898	0.69898	0.69898	0.69898	0.69898	0.702302	0.702302	0.701597
Rv2263	intermediary metabolism and respiration	0.734862	0.734862	0.734862	0.734862	0.734862	0.734862	0.734862	0.734862	0.734862	0.733295	0.725319	0.734862	0.734862	0.734862	0.734862	0.734862	0.734862	0.734862	0.734862	0.734862	0.734862	0.741266	0.734862	0.734862	0.734862	0.734862	0.734862	0.734862	0.734862	0.734862	0.730671	0.734862	0.734786	0.725319	0.741266
Rv2265	cell wall and cell processes	0.92096	0.92096	0.91789	0.91789	0.91789	0.923154	0.927603	0.92096	0.92096	0.920171	0.91789	0.91789	0.91789	0.92096	0.92096	0.92096	0.92096	0.91789	0.91789	0.91789	0.923154	0.92096	0.92096	0.92096	0.92096	0.92096	0.92096	0.92096	0.916814	0.92096	0.919651	0.923154	0.920334	0.916814	0.927603
Rv2268c	intermediary metabolism and respiration	0.814708	0.814708	0.814708	0.814708	0.814708	0.808877	0.814708	0.814708	0.814708	0.814708	0.814708	0.814708	0.814708	0.814708	0.814708	0.814708	0.814708	0.814708	0.814708	0.814708	0.809763	0.814708	0.810961	0.814708	0.814708	0.809375	0.809375	0.809375	0.809375	0.809375	0.814708	0.814708	0.81346	0.808877	0.814708
Rv2270	cell wall and cell processes	0.932269	0.932269	0.932269	0.932269	0.932269	0.916917	0.941756	0.932269	0.932269	0.932269	0.932269	0.932269	0.932269	0.922139	0.932269	0.932269	0.932269	0.932269	0.932269	0.932269	0.916917	0.932269	0.932269	0.932269	0.932269	0.932269	0.932269	0.932269	0.940617	0.932269	0.932269	0.916917	0.916917	0.930642	0.916917	0.941756
Rv2271	conserved hypotheticals	1.00238	1.00238	1.00238	1.00238	1.00238	1.00238	1.00238	1.00238	1.00238	1.00238	0.968802	0.968802	1.00238	1.00238	1.00238	1.00238	1.00238	0.968802	0.968802	0.968802	1.00238	1.00238	1.00238	1.00238	1.00238	1.00238	1.00238	1.00238	1.00238	1.00238	1.00238	1.00238	0.997292	0.968802	1.00238
Rv2273	cell wall and cell processes	0.772053	0.772053	0.772053	0.772053	0.772053	0.772053	0.772053	0.772053	0.772053	0.772053	0.772053	0.772053	0.796639	0.772053	0.772053	0.772053	0.772053	0.781908	0.772053	0.772053	0.772053	0.772053	0.772053	0.772053	0.772053	0.772053	0.772053	0.772053	0.772053	0.772053	0.772053	0.773097	0.772053	0.796639
Rv2274c	virulence, detoxification, adaptation	1.16207	1.16207	1.16207	1.16207	1.16207	1.16207	1.16207	1.16207	1.16207	1.16207	1.16207	1.10853	1.16207	1.16207	1.16207	1.16207	1.16207	1.16207	1.16207	1.16207	1.16207	1.16207	1.16207	1.16207	1.16207	1.16207	1.504	1.1504	1.1504	1.1504	1.16207	1.16207	1.16207	1.159033	1.10853	1.16207
Rv2275	conserved hypotheticals	0.927033	0.927033	0.927033	0.927033	0.927033	0.927736	0.923195	0.927033	0.927033	0.927033	0.927033	0.927033	0.927033	0.927033	0.927033	0.927033	0.927033	0.927033	0.927033	0.927033	0.927736	0.927033	0.927033	0.927033	0.927033	0.927033	0.927033	0.927033	0.950855	0.927033	0.927033	0.927736	0.927736	0.927724	0.923195	0.950855
Rv2277c	intermediary metabolism and respiration	0.967112	0.967112	0.967112	0.967112	0.967112	0.967112	0.971785	0.967112	0.973177	0.967112	0.967112	0.967112	0.967112	0.96633	0.967112	0.967112	0.967112	0.967112	0.967112	0.967112	0.967112	0.967112	0.967112	0.967112	0.967112	0.967112	0.967112	0.967112	0.967112	0.967112	0.967112	0.967112	0.967414	0.96633	0.973177
Rv2280	intermediary metabolism and respiration	0.981584	0.981584	0.981584	0.981584	0.981584	0.983264	0.982984	0.981584	0.981584	0.981584	0.981584	0.981584	0.981584	0.981584	0.981584	0.981584	0.981584	0.981584	0.981584	0.981584	0.98146	0.981584	0.98249	0.981584	0.981584	0.990576	0.990576	0.990576	0.983318	0.981584	0.981584	0.981584	0.982571	0.98146	0.990576
Rv2284	intermediary metabolism and respiration	0.792946	0.792946	0.792946	0.792946	0.792946	0.792946	0.818849	0.792946	0.792946	0.795864	0.792946	0.792946	0.792946	0.792946	0.792946	0.792946	0.792946	0.792946	0.792946	0.792946	0.792946	0.792946	0.792946	0.792946	0.792946	0.792946	0.792946	0.792946	0.792946	0.792946	0.784318	0.792946	0.793558	0.784318	0.818849
Rv2285	lipid metabolism	0.723448	0.723448	0.722787	0.723968	0.723968	0.723448	0.723448	0.723448	0.723448	0.723448	0.723448	0.723448	0.723448	0.720964	0.723448	0.723448	0.723448	0.723448	0.723448	0.723448	0.723448	0.723448	0.723448	0.723448	0.723448	0.723448	0.735486	0.723448	0.723448	0.723448	0.723448	0.723448	0.723749	0.720964	0.735486
Rv2288	conserved hypotheticals	0.963936	0.963936	0.963936	0.963936	0.963936	0.963936	0.963936	0.963936	0.963936	0.963936	0.963936	0.963936	0.963936	0.963936	0.963936	0.963936	0.963936	0.963936	0.963936	0.963936	0.963936	0.963936	0.963936	0.963936	0.963936	0.963936	0.963936	0.963936	0.963936	0.963936	0.963936	0.963936	0.963936	0.963936	0.963936
Rv2290	cell wall and cell processes	1.23314	1.23314	1.2313	1.2313	1.2313	1.2313	1.2313	1.23314	1.2313	1.2313	1.2313	1.2313	1.2313	1.23314	1.23314	1.23314	1.23314	1.2313	1.2313	1.2313	1.2313	1.20257	1.23314	1.23314	1.23314	1.20257	1.20257	1.20257	1.20257	1.20257	1.20257	1.2313	1.2313	1.225763	1.20257	1.23314
Rv2294	intermediary metabolism and respiration	0.89486	0.892421	0.89486	0.89486	0.89486	0.89486	0.89486	0.89486	0.89486	0.896428	0.89486	0.89486	0.89486	0.89486	0.89486	0.89486	0.89486	0.89486	0.89486	0.884421	0.89486	0.895759	0.89486	0.89486	0.89486	0.89486	0.89486	0.89486	0.89486	0.89486	0.89486	0.89486	0.894545	0.884421	0.896428
Rv2298	conserved hypotheticals	0.822447	0.822447	0.822447	0.822447	0.822447	0.823946	0.822447	0.822447	0.822447	0.82301	0.822447	0.822447	0.822447	0.822447	0.822447	0.822447	0.822447	0.818522	0.822447	0.822447	0.823946	0.822447	0.822447	0.822447	0.822447	0.822447	0.822447	0.822447	0.822447	0.81764	0.822447	0.823946	0.823946	0.822381	0.81764	0.823946
Rv2299c	virulence, detoxification, adaptation	0.79872	0.79872	0.797486	0.801387	0.797486	0.79872	0.79872	0.79872	0.79872	0.79872	0.801387	0.79872	0.79872	0.79872	0.79872	0.79872	0.79872	0.807106	0.801387	0.801387	0.79872	0.79872	0.793149	0.79872	0.79872	0.79872	0.79872	0.799235	0.79872	0.79872	0.79872	0.797789	0.799041	0.793149	0.807106
Rv2303c	virulence, detoxification, adaptation	0.911848	0.911848	0.911848	0.911848	0.911848	0.911836	0.911848	0.911848	0.911848	0.911848	0.911848	0.911848	0.911848	0.911848	0.911848	0.911848	0.911848	0.902586	0.916427	0.911848	0.911848	0.911848	0.911848	0.911848	0.905824	0.911848	0.911848	0.911848	0.911848	0.911848	0.911836	0.911836	0.911522	0.902586	0.916427
Rv2304c	conserved hypotheticals	0.60976	0.60976	0.60976	0.60976	0.60976	0.60976	0.60976	0.60976	0.60976	0.60976	0.60976	0.60976	0.60976	0.60976	0.60976	0.60976	0.60976	0.60976	0.60976	0.60976	0.60976	0.60976	0.60976	0.60976	0.60976	0.60976	0.60976	0.60976	0.60976	0.60976	0.60976	0.60976	0.60976	0.60976	0.60976
Rv2305	conserved hypotheticals	0.64935	0.64935	0.64755	0.64755	0.64755	0.64935	0.64755	0.64935	0.64935	0.64755	0.64755	0.64755	0.64755	0.64935	0.64935	0.64935	0.64935	0.64755	0.629021	0.64755	0.64935	0.64935	0.64935	0.64935	0.64935	0.64935	0.64935	0.64935	0.64935	0.64935	0.64935	0.64935	0.648189	0.629021	0.64935
Rv2306A	cell wall and cell processes	1.10695	1.10695	1.11377	1.11377	1.11377	1.11377	1.11377	1.10695	1.11377	1.10698	1.11377	1.10695	1.12668	1.11377	1.10695	1.10695	1.10695	1.11377	1.11377	1.11377	1.11377	1.10695	1.10695	1.10695	1.10695	1.10695	1.10695	1.10695	1.10695	1.10695	1.11377	1.11377	1.110442	1.10695	1.12668
Rv2307c	stable RNAs	0.840796	0.840796	0.85609	0.85609	0.85609	0.856217	0.85609	0.840796	0.851252	0.85609	0.85609	0.85609	0.85609	0.836607	0.840796	0.840796	0.840796	0.85609	0.85609	0.85609	0.851252	0.851252	0.851252	0.840796	0.840796	0.851252	0.851252	0.851252	0.851252	0.851252	0.851252	0.851252	0.84972	0.836607	0.856217
Rv2307A	stable RNAs	1.37161	1.37161	1.37161	1.37161	1.37161	1.37161	1.37161	1.37161	1.37161	1.37161	1.37161	1.37161	1.37161	1.37161	1.37161	1.37161	1.37161	1.37161	1.37161	1.37161	1.37161	1.37161	1.37161	1.37161	1.37161	1.37161	1.37161	1.37161	1.37161	1.37161	1.37161	1.37161	1.37161	1.37161	1.37161
Rv2307B	stable RNAs	1.11948	1.11948	1.11948	1.11948	1.11948	1.11948	1.11948	1.11948	1.11948	1.11948	1.11948	1.11948	1.11948	1.11948	1.11948	1.11948	1.11948	1.11948	1.11948	1.11948	1.11948	1.11948	1.11948	1.11948	1.11948	1.11948	1.11948	1.11948	1.11948	1.11948	1.11948	1.11948	1.11948	1.11948	1.11948
Rv2309c	conserved hypotheticals	0.760053	0.760053	0.760053	0.760053	0.760053	0.760053	0.760053	0.760053	0.760053	0.760053	0.760053	0.760053	0.760053	0.760053	0.760053	0.760053	0.760053	0.762413	0.760053	0.760053	0.75888	0.760053	0.760053	0.760053	0.760053	0.760053	0.760053	0.760053	0.760053	0.760053	0.760053	0.760089	0.75888	0.762413
Rv2309A	conserved hypotheticals	1.28835	1.28835	1.28835	1.28835	1.28835	1.28835	1.28835	1.28835	1.28835	1.28835	1.28835	1.27932	1.28835	1.28835	1.28835	1.28835	1.28835	1.28835	1.28835	1.28835	1.28835	1.28835	1.28835	1.28835	1.28835	1.28835	1.28835	1.2617	1.28835	1.28835	1.28835	1

ACCEPTED MANUSCRIPT

Rv2397c	cell wall and cell processes	0.817892	0.817892	0.817892	0.817892	0.817892	0.817892	0.817892	0.817892	0.817892	0.817892	0.817892	0.817892	0.817892	0.817892	0.817892	0.817892	0.817892	0.817892	0.817892	0.817892	0.817892	0.817892	0.817892	0.817892	0.817892	0.817892	0.817892	0.817892	0.817892	0.817892	0.817892	0.817892	0.817892	0.817892	0.817892	0.817892	0.817892	0.817892
Rv2399c	cell wall and cell processes	0.77122	0.77122	0.77122	0.77122	0.77122	0.77122	0.77122	0.77122	0.77122	0.77122	0.77122	0.77122	0.77122	0.77122	0.77122	0.77122	0.77122	0.77122	0.77122	0.77122	0.77122	0.77122	0.77122	0.77122	0.77122	0.77122	0.77122	0.77122	0.77122	0.765318	0.77122	0.77122	0.77122	0.771041	0.765318	0.77122
Rv2401	conserved hypotheticals	0.993519	0.993519	0.993519	0.993519	0.993519	0.993519	0.993519	0.993519	0.993519	0.993519	0.993519	0.993519	0.993519	0.993519	0.993519	0.993519	0.993519	0.993519	0.993519	0.993519	0.993519	0.993519	0.993519	0.993519	0.993519	0.993519	0.993519	0.993519	0.993519	0.993519	0.993519	0.993519	0.993519	0.993519	0.993519	0.993519	0.993519	0.993519
Rv2401A	cell wall and cell processes	0.649594	0.649594	0.649594	0.649594	0.649594	0.649594	0.649594	0.649594	0.649594	0.649594	0.649594	0.649594	0.649594	0.649594	0.649594	0.649594	0.649594	0.649594	0.649594	0.649594	0.649594	0.649594	0.649594	0.649594	0.649594	0.649594	0.649594	0.649594	0.649594	0.649594	0.649594	0.649594	0.649594	0.649594	0.649594	0.649594	0.649594	0.649594
Rv2403c	cell wall and cell processes	1.04858	1.04858	1.04858	1.04858	1.04858	1.04858	1.03326	1.05107	1.04858	1.04858	1.04858	1.05051	1.05579	1.04858	1.09518	1.04858	1.04858	1.04858	1.04858	1.04858	1.04858	1.04858	1.04858	1.04858	1.04858	1.04858	1.04858	1.04858	1.04858	1.04858	1.04858	1.04858	1.04858	1.04858	1.04988	1.03326	1.09518
Rv2404c	intermediary metabolism and respiration	0.594304	0.594304	0.593743	0.593743	0.593743	0.594304	0.592601	0.594304	0.594304	0.594304	0.593743	0.593743	0.593743	0.594304	0.594304	0.594304	0.594304	0.593743	0.593743	0.593743	0.595916	0.594304	0.594304	0.594304	0.594304	0.596269	0.594304	0.594304	0.594304	0.595533	0.594304	0.594304	0.594304	0.594245	0.592601	0.596269
Rv2405	conserved hypotheticals	0.947194	0.947194	0.947194	0.947194	0.947194	0.947194	0.947194	0.947194	0.947194	0.947194	0.939838	0.967144	0.947194	0.947194	0.947194	0.947194	0.947194	0.947194	0.939838	0.947194	0.947194	0.947194	0.947194	0.947194	0.947194	0.947194	0.947194	0.947194	0.947194	0.947194	0.947194	0.947194	0.947194	0.947194	0.947353	0.939838	0.967144
Rv2407	conserved hypotheticals	0.737494	0.737494	0.739023	0.739023	0.739023	0.737494	0.737494	0.737494	0.737494	0.737494	0.739023	0.737494	0.737494	0.737494	0.737494	0.737494	0.737494	0.739023	0.739023	0.739023	0.737494	0.737494	0.737494	0.737494	0.737494	0.737494	0.737494	0.737494	0.737494	0.737494	0.737494	0.737494	0.737494	0.737494	0.737818	0.737494	0.739023
Rv2409c	conserved hypotheticals	0.741396	0.741396	0.741396	0.741396	0.741396	0.741396	0.741396	0.741396	0.741396	0.741396	0.741396	0.741396	0.741396	0.741396	0.741396	0.741396	0.741396	0.741396	0.741396	0.741396	0.741396	0.741396	0.741396	0.741396	0.741396	0.741396	0.741396	0.741396	0.741396	0.741396	0.741396	0.741396	0.741396	0.741396	0.741144	0.737078	0.741396
Rv2410c	conserved hypotheticals	0.935316	0.935316	0.935316	0.935316	0.935316	0.935316	0.935316	0.935316	0.935316	0.935316	0.935316	0.935316	0.935316	0.935316	0.935316	0.935316	0.935316	0.935316	0.935316	0.935316	0.935316	0.935316	0.935316	0.935316	0.935316	0.935316	0.935316	0.935316	0.935316	0.935316	0.935316	0.935316	0.935316	0.935316	0.935316	0.935316	0.935316	0.935316
Rv2411c	conserved hypotheticals	0.839337	0.839337	0.832581	0.832581	0.832581	0.832581	0.832581	0.839337	0.832581	0.839337	0.832581	0.832581	0.832581	0.832581	0.84469	0.839337	0.839337	0.839337	0.832581	0.832581	0.832581	0.832581	0.839337	0.839337	0.839337	0.839337	0.839337	0.839337	0.839337	0.839337	0.839337	0.832581	0.832581	0.832581	0.836428	0.832581	0.84469
Rv2415c	conserved hypotheticals	1.10559	1.10559	1.09692	1.09412	1.09692	1.09692	1.09692	1.10559	1.09692	1.10559	1.09692	1.09692	1.09692	1.09692	1.10559	1.10559	1.10559	1.09692	1.09692	1.09692	1.09692	1.10559	1.10559	1.10559	1.10559	1.10559	1.10559	1.10559	1.10559	1.10081	1.10559	1.09692	1.09692	1.101157	1.09412	1.10559
Rv2418c	conserved hypotheticals	1.02589	1.02589	1.02589	1.02589	1.02589	1.02589	1.02589	1.02589	1.02589	1.02589	1.02589	1.04245	1.03084	1.02589	1.03057	1.02589	1.02589	1.02589	1.02589	1.02589	1.02589	1.02589	1.02589	1.02589	1.02589	1.02589	1.02589	1.02589	1.02589	1.02589	1.02589	1.02589	1.02589	1.026684	1.02589	1.04245
Rv2419c	intermediary metabolism and respiration	0.798733	0.798733	0.798733	0.798733	0.798733	0.798733	0.789377	0.798733	0.798733	0.798733	0.798733	0.789407	0.798733	0.798733	0.79009	0.798733	0.798733	0.798733	0.798733	0.798733	0.798733	0.798733	0.798733	0.798733	0.798733	0.798733	0.798733	0.798733	0.798733	0.798733	0.798733	0.798733	0.798733	0.797905	0.789377	0.798733
Rv2421c	intermediary metabolism and respiration	0.771067	0.771067	0.771067	0.771067	0.771067	0.771067	0.771067	0.771067	0.771067	0.771067	0.771067	0.768517	0.780301	0.771067	0.771067	0.771067	0.771067	0.771067	0.771067	0.771067	0.771067	0.771067	0.771067	0.771067	0.771067	0.771067	0.771067	0.771067	0.771067	0.779181	0.771067	0.771067	0.771067	0.771067	0.771515	0.768517	0.780301
Rv2426c	conserved hypotheticals	0.761276	0.761276	0.747234	0.747234	0.747234	0.747234	0.747234	0.761276	0.747234	0.761276	0.74213	0.744611	0.747234	0.750276	0.761276	0.761276	0.761276	0.746611	0.747234	0.747234	0.747234	0.747234	0.761276	0.761276	0.761276	0.75685	0.747234	0.747234	0.747234	0.747234	0.747234	0.747234	0.747234	0.75162	0.74213	0.761276
Rv2427c	intermediary metabolism and respiration	0.943575	0.943575	0.943575	0.943575	0.943575	0.943575	0.943575	0.943575	0.943575	0.943575	0.943575	0.943575	0.943575	0.943575	0.943575	0.943575	0.943575	0.943575	0.943575	0.943575	0.941873	0.943575	0.943575	0.943575	0.943575	0.943575	0.943575	0.943575	0.943575	0.935735	0.937055	0.943575	0.943575	0.943575	0.943088	0.935735	0.943575
Rv2427A	conserved hypotheticals	0.811747	0.811747	0.811747	0.811747	0.811747	0.826602	0.811747	0.811747	0.811747	0.811747	0.811747	0.823822	0.811747	0.811747	0.811747	0.811747	0.811747	0.811747	0.811747	0.811747	0.814369	0.811747	0.811747	0.811747	0.811747	0.811747	0.811747	0.811747	0.811747	0.811747	0.811747	0.811747	0.814369	0.814369	0.812801	0.811747	0.826602
Rv2428	virulence, detoxification, adaptation	0.600264	0.600264	0.600264	0.600264	0.600264	0.600264	0.600264	0.600264	0.600264	0.600264	0.600264	0.600264	0.600264	0.600264	0.600264	0.600264	0.600264	0.600264	0.600264	0.600264	0.600264	0.600264	0.600264	0.600264	0.600264	0.600264	0.600264	0.600264	0.600264	0.600264	0.600264	0.600264	0.60261	0.600335	0.600264	0.60261
Rv2429	virulence, detoxification, adaptation	1.08709	1.08709	1.08709	1.08709	1.08709	1.08874	1.08709	1.08709	1.08709	1.08709	1.08709	1.08709	1.08709	1.08709	1.08709	1.08709	1.08709	1.08709	1.08709	1.08709	1.08874	1.08709	1.08709	1.08709	1.08709	1.08709	1.08709	1.08709	1.08709	1.08709	1.08709	1.08709	1.08874	1.08729	1.08709	1.08874
Rv2434c	cell wall and cell processes	0.933217	0.933217	0.932311	0.938888	0.932311	0.933217	0.933217	0.933217	0.933217	0.933217	0.938888	0.933217	0.933217	0.937942	0.933217	0.933217	0.933217	0.938888	0.938888	0.938888	0.930976	0.933217	0.933217	0.933217	0.933217	0.933217	0.933217	0.933217	0.933217	0.933217	0.933217	0.933217	0.933217	0.934097	0.930976	0.938888
Rv2437	cell wall and cell processes	1.19365	1.19365	1.19365	1.19365	1.19365	1.19365	1.19365	1.19365	1.19365	1.19365	1.19365	1.19365	1.19365	1.19365	1.19365	1.19365	1.19365	1.19365	1.19365	1.19365	1.19365	1.19365	1.19365	1.19365	1.19365	1.19365	1.19365	1.19365	1.19365	1.19365	1.19365	1.19365	1.19365	1.19365	1.19365	1.19365	1.19365
Rv2438c	intermediary metabolism and respiration	0.747944	0.747944	0.747944	0.747944	0.747944	0.747944	0.747944	0.747944	0.747944	0.747944	0.747944	0.747944	0.747947	0.747944	0.751862	0.747944	0.747944	0.747944	0.747944	0.747944	0.747944	0.747944	0.747944	0.747944	0.747944	0.747944	0.747944	0.747944	0.747944	0.749092	0.747944	0.747944	0.75094	0.748188	0.747944	0.751862
Rv2440c	intermediary metabolism and respiration	0.949223	0.949223	0.943034	0.943034	0.943034	0.949223	0.949223	0.949223	0.949223	0.949223	0.943034	0.949223	0.949223	0.949223	0.949223	0.949223	0.949223	0.943034	0.943034	0.943034	0.944113	0.949223	0.949223	0.949223	0.949223	0.946903	0.946903	0.946903	0.946903	0.949223	0.949223	0.949223	0.949223	0.947474	0.943034	0.949223
Rv2443	cell wall and cell processes	0.840522	0.840522	0.840522	0.840522	0.840522	0.836337	0.840522	0.840522	0.840522	0.840522	0.837971	0.840522	0.840522	0.840522	0.840522	0.840522	0.840522	0.840522	0.840522	0.840522	0.840522	0.840522	0.840522	0.840522	0.840522	0.843348	0.843348	0.843348	0.843348	0.843348	0.840522	0.840522	0.840522	0.840746	0.836337	0.843348
Rv2444c	information pathways	0.842845	0.845335	0.842845	0.842845	0.842845	0.842845	0.84423	0.842845	0.842845	0.842845	0.842845	0.842845	0.842845	0.842845	0.840797	0.842845	0.842845	0.842845	0.842845	0.842845	0.842828	0.846182	0.842845	0.842845	0.842845	0.842845	0.842845	0.842845	0.842845	0.842845	0.842845	0.842845	0.842845	0.843001	0.840797	0.846182
Rv2446c	cell wall and cell processes	0.977519	0.977519	0.977519	0.977519	0.977519	0.94996	0.977519	0.977519	0.977519	0.977519	0.977519	0.977519	0.977519	0.977519	0.933215	0.977519	0.977519	0.977519	0.977519	0.977519	0.94996	0.977519	0.977519	0.977519	0.977519	0.977519	0.977519	0.977519	0.977519	0.977519	0.977519	0.977519	0.94996	0.972836	0.933215	0.977519
Rv2447c	intermediary metabolism and respiration	0.759593	0.759593	0.759593	0.754228	0.759593	0.759593	0.759593	0.759593	0.759593	0.759593	0.759593	0.759593	0.76017	0.759593	0.759593	0.759593	0.759593	0.759593	0.759593	0.759593	0.759593	0.759593	0.759593	0.759593	0.759593	0.759593	0.759593	0.759593	0.759593	0.754434	0.759593	0.759593	0.759593	0.759292	0.754228	0.76017
Rv2449c	conserved hypotheticals	0.725689	0.725689	0.72322	0.727771	0.72322	0.728873	0.72322	0.725689	0.725689	0.725689	0.72322	0.72322	0.72322	0.725689	0.725689	0.725689	0.725689	0.72322	0.72322	0.72322	0.725689	0.725689	0.725689	0.725689	0.725689	0.725689	0.725689	0.725689	0.725689	0.725689	0.725689	0.723852	0.725689	0.725689	0.72512	0.72322	0.728873
Rv2453c	intermediary metabolism and respiration	0.912423	0.912423	0.912423	0.912423	0.912423	0.912423	0.912423	0.912423	0.912423	0.912423	0.912423	0.912423	0.912423	0.912423	0.912423	0.912423	0.912423	0.912423	0.912423	0.912423	0.912423	0.912423	0.912423	0.912423	0.912423	0.912423	0.912423	0.912423	0.912423	0.912423	0.912423	0.912423	0.912423	0.912423	0.912423	0.912423	0.912423
Rv2454c	intermediary metabolism and respiration	0.626999	0.626999	0.626999	0.626999	0.626999	0.626999	0.626999	0.626999	0.626999	0.626999	0.626999	0.626999	0.626999	0.626999	0.626999	0.626999	0.626999	0.626999	0.626999	0.626999	0.626999	0.626999	0.629098	0.626999	0.626999	0.626999	0.626999	0.626999	0.626999	0.626999	0.629098	0.626999	0.626999	0.627126	0.626999	0.629098
Rv2455c	intermediary metabolism and respiration	0.877395	0.877395	0.877395	0.877395	0.877395	0.872339	0.877395	0.877395	0.877395	0.877395	0.877395	0.877395	0.877395	0.877395	0.877395	0.877395	0.877395	0.875469	0.877395	0.873128	0.877395	0.877395	0.877395	0.877395	0.877395	0.877395	0.877395	0.877395	0.877395	0.877395	0.877395	0.877395	0.87549	0.87549	0.876939	0.872339	0.877395
Rv2466c	conserved hypotheticals	0.696375	0.696375	0.696375	0.696375	0.696375	0.696375	0.696375	0.696375	0.696375	0.696375	0.696375	0.696375	0.696375	0.696375	0.696375	0.696375	0.696375	0.696375	0.696375	0.696375	0.696375	0.696375	0.696375	0.696375	0.696375	0.696375	0.696375	0.696375	0.696375	0.696375	0.696375	0.696375	0.696375	0.696375	0.696375	0.696375	0.696375
Rv2467	intermediary metabolism and respiration	0.691297	0.691297	0.691297	0.691297	0.691297	0.691297	0.68934	0.691297	0.691297	0.691297	0.686132	0.691297	0.691297	0.698109	0.691297	0.691297	0.691297	0.686132	0.686762	0.686132	0.691297	0.690041	0.691297	0.691297	0.691297	0.688433	0.691297	0.691297	0.691297	0.691297	0.690041	0.691297	0.691297	0.690674	0.686132	0.698109
Rv2468c	conserved hypotheticals	0.749057	0.749057	0.749057	0.749057	0.749057	0.749057	0.749057	0.749057	0.749057	0.749057	0.749057	0.749057	0.749057	0.749057	0.749057	0.749057	0.749057	0.749057	0.749057	0.749057	0.749057	0.749057	0.749057	0.749057	0.749057	0.749057	0.749057	0.749057	0.749057	0.749057	0.749057	0.749057	0.749057	0.749057	0.749057	0.749057	0.749057
Rv2468A	intermediary metabolism and respiration	0.949091	0.949091	0.949091	0.949091	0.949091	0.949091	0.949091	0.949091	0.949091	0.949091	0.949091	0.949091	0.949091	0.949091	0.949091	0.949091	0.949091	0.949091	0.949091	0.949091	0.949091	0.949091	0.949091	0.949091	0.949091	0.949091	0.949091	0.949091	0.949091	0.949091	0.949091	0.949091	0.949091	0.949091	0.949091	0.949091	0.949091
Rv2472	conserved hypotheticals	1.15901	1.15901	1.15901	1.15901	1.15901	1.15901	1.15901	1.15901	1.15901	1.15901	1.15901	1.15901	1.15901	1.17447	1.15901	1.15901	1.15901	1.15901	1.15901	1.15901	1.15901	1.15901	1.15901	1.15901	1.15901	1.30836	1.30836	1.30836	1.30836	1.15901	1.15901	1.15901	1.15901	1.177582	1.15901	1.30836
Rv2474c	conserved hypotheticals	0.799577	0.799577	0.799577	0.799577	0.799577	0.799577	0.799577	0.799577	0.799577	0.799577	0.799577	0.808923	0.794094	0.799577	0.799577	0.799577	0.799577	0.799577	0.799577	0.799577	0.799577	0.799577	0.799577	0.799577	0.799577	0.799577	0.799577	0.799577	0.799577	0.799577	0.799577	0.799577	0.799577	0.799694	0.794094	0.808923
Rv2478c	conserved hypotheticals	0.813766	0.813766	0.813766	0.797564	0.813766	0.813766	0.813766	0.813766	0.813766	0.813766	0.813766	0.813766	0.813766	0.813766	0.813766	0.813766	0.813766	0.813766	0.813766	0.813766	0.813766	0.813766	0.813766	0.813766	0.813766	0.813766	0.813766	0.813766	0.813766	0.813766	0.813766	0.813766	0.813766	0.813275	0.797564	0.813766
Rv2481c	conserved hypotheticals	1.11378	1.11378	1.11378	1.11378	1.11378	1.11378	1.11378	1.11378	1.11378	1.11378	1.11378	1.11378	1.11378	1.11378	1.11378	1.11378	1.11378	1.11378	1.11378	1.11378	1.11378	1.11378	1.11378	1.11378	1.11378	1.11378	1.11378	1.11378	1.11378	1.11378	1.11378	1.11378	1.11378	1.11378	1.11378	1.11378	1.11378
Rv2482c	lipid metabolism	0.728911	0.727635	0.726795	0.726533	0.725822	0.727635	0.726795	0.728911	0.727635	0.728911	0.726795	0.731293	0.726125	0.726128	0.727635	0.728911	0.728911	0.726795	0.726795	0.726795	0.727635	0.727635	0.727635	0.728911	0.728911	0.727635	0.727635	0.727635	0.730188	0.735649	0.727635	0.727635	0.727635	0.728004	0.725822	0.735649
Rv2484c	lipid metabolism	0.886092	0.886092	0.884624	0.884624	0.884624	0.881895	0.887017	0.886092	0.884624	0.886092	0.884624	0.884624	0.884624	0.884624	0.883475	0.886092	0.886092	0.884624	0.884624	0.884624	0.885004	0.889297	0.886092	0.886092	0.886092	0.889297	0.889297	0.889297	0.886092	0.889297	0.889297	0.885728	0.885004	0.88593	0.881895	0.889297
Rv2485c	intermediary metabolism and respiration	1.01855	1.01855	1.01855	1.01855	1.01855	1.01855	1.0268	1.01855	1.01855	1.01855	1.01855	1.01855	1.01855	1.0218	1.01855	1.01855	1.01855	1.01855	1.01855	1.01855	1.01855	1.01855	1.01855	1.01855	1.01855	1.01232	1.01232	1.01232	1.01855	1.01855	1.01855	1.01855	1.01855	1.018332	1.01232	1.0268
Rv2488c	stable RNAs	0.820731	0.820731	0.82229	0.820731	0.82229	0.820731	0.822412	0.820731	0.820731	0.820731	0.81974	0.820731	0.820731	0.817234	0.820731	0.820731	0.820731	0.81974	0.81974	0.81974	0.82095	0.821776	0.82131	0.820731	0.820731	0.820464	0.820464	0.820731	0.820731	0.818181	0.82316	0.820731	0.820939	0.820693	0.817234	0.82316
Rv2489c	stable RNAs	1.13859	1.13859	1.13859	1.13859	1.13859	1.13859	1.13859	1.13859	1.13859	1.13859	1.13859	1.13859	1.13859	1.13859	1.13859	1.13859	1.13859	1.13859	1.13859	1.13859	1.13859	1.13859	1.13859	1.13859	1.13859	1.13859	1.13859	1.13859	1.13859	1.13859	1.13859	1.13859	1.13859	1.13859	1.13859	1.13859	1.13859
Rv2491	stable RNAs	1.24224	1.24224	1.24224	1.24224	1.24224	1.24224	1.20938	1.24224	1.24224	1.24224	1.24224	1.24224	1.24224	1.24224	1.24224	1.24224	1.24224	1.24224	1.24224	1.24224	1.24224	1.24224	1.24224	1.24224	1.24224	1.20814	1.24224	1.24224	1.24224	1.24224	1.24224	1.24224	1.24224	1.240211	1.20814	1.24224
Rv2493	stable RNAs	0.74255	0.74255	0.74255	0.74255	0.74255	0.74255	0.74255	0.74255	0.74255	0.74255	0.74255	0.74255	0.74255	0.74255	0.74255	0.74255	0.74255	0.74255	0.74255	0.74255	0.74255	0.74255	0.74255	0.74255	0.74255	0.74255	0.74255	0.74255	0.74255	0.74255	0.74255	0.74255	0.74255	0.74255	0.74255	0.74255
Rv2494	stable RNAs	0.655065	0.655065	0.655065	0.655065	0.655065	0.655065	0.655065	0.655065	0.655065	0.655065	0.655065	0.655065	0.655065	0.655065	0.655065	0.655065	0.655065	0.655065	0.655065	0.655065	0.655065	0.655065	0.655065	0.655065	0.655065	0.663601	0.663601	0.655065	0.655065	0.655065	0.655065	0.655065	0.655065	0.655582	0.655065	0.663601
Rv2495c	stable RNAs	0.819796	0.822984	0.822984	0.822984	0.822984	0.826939	0.827861	0.819796	0.822984	0.819796	0.822984	0.826244	0.822984	0.822984	0.822984	0.819796	0.819796	0.822984	0.822984	0.822984	0.826939	0.822984	0.819796	0.819796	0.819796	0.824679	0.818075	0.824679	0.822984	0.822984	0.822984	0.826939	0.826939	0.822891	0.818075	0.827861
Rv2497c	stable RNAs	0.707727	0.707727	0.707727	0.707727	0.707727	0.707727	0.707727	0.707727	0.707727	0.707727	0.707727	0.707727	0.707727	0.707727	0.707727	0.707727	0.707727	0.707727	0.707727	0.707727	0.707727	0.707727	0.707727	0.707727	0.707727	0.707727	0.707727	0.707727	0.707727	0.707727	0.707727	0.707727	0.707727	0.707727	0.707727	0.707727
Rv2498c	stable RNAs	1.00823	1.00823	1.00823	1.00823	1.00823	1.00823	1.00823	1.00823	1.00823	1.00823	1.00823	1.00195	1.00823	1.00823	1.00823	1.00823	1.00823	1.00823	1.00823	1.00823	1.00823	1.00549	1.00823	1.00823	1.00823	1.00823	1.00823	1.00823	1.01029	1.00823	1.00823	1.00823	1.00823	1.008019	1.00195	1.01029
Rv2499c	stable RNAs	0.797953	0.797953	0.804221	0.804221	0.804221	0.797953	0.797953	0.797953	0.797953	0.797953	0.804221	0.797953	0.797953	0.797953	0.797953	0.797953	0.797953	0.804221	0.804221	0.804221	0.797953	0.797953	0.797953	0.797953	0.797953	0.797953	0.797953	0.797953	0.797953	0.797953	0.797953	0.797953	0.797953	0.799283	0.797953	0.804221
Rv2502c	stable RNAs	0.850222	0.853072	0.855531	0.855531	0.855531	0.854382	0.855531	0.850222	0.850222	0.850222	0.855531	0.857154	0.860814	0.850222	0.850222	0.850222	0.850222	0.855531	0.855531	0.855531	0.854382	0.849442	0.850222	0.850222	0.850222	0.851974	0.851974	0.851974	0.850222	0.850279	0.849442	0.854382	0.854382	0.852744	0.849442	0.860814
Rv2505c	stable RNAs	0.773659	0.779197	0.778363	0.778363	0.778363	0.778363	0.778363	0.773659	0.778363	0.773659	0.778363	0.778363	0.778232	0.778363	0.778363	0.773659	0.773659	0.778363	0.778363	0.778363	0.778363	0.778363	0.773659	0.773659	0.773659	0.778363	0.778363	0.778363	0.778363	0.778363	0.778363	0.778363	0.778363	0.777386	0.773659	0.779197
Rv2506	stable RNAs	0.882658	0.882658	0.882658	0.882658	0.882658	0.883171	0.882658	0.882658	0.882658	0.882658	0.882658	0.882658	0.882658	0.882658	0.882658	0.882658	0.882658	0.882658	0.882658	0.882658	0.882658	0.882658	0.882658	0.882658	0.882658	0.882658	0.882658	0.882658	0.882658	0.884911	0.882658	0.882658	0.882658	0.882742	0.882658	0.884911
Rv2507	stable RNAs	0.723781	0.723781	0.723781	0.723781	0.723781	0.723781	0.723781	0.723781	0.723781	0.723781	0.723781	0.732632	0.723781	0.728679	0.723781	0.723781	0.723781	0.723781	0.723781	0.723781	0.723781	0.723781	0.723781	0.723781	0.723781	0.723781	0.723781	0.723781	0.725306	0.723781	0.723781	0.723781	0.723781	0.724244	0.723781	0.732632
Rv2508c	stable RNAs	0.762654	0.762654	0.759944	0.759944	0.759944	0.756971	0.76655	0.762654	0.762654	0.762654	0.759944	0.762654	0.771036	0.762654	0.762654	0.762654	0.762654	0.759944	0.759944	0.759944	0.757218	0.762654	0.760175	0.762654	0.762654	0.762654	0.762654	0.762654	0.763983	0.762654	0.762654	0.756971	0.756971	0.761735	0.756971	0.771036
Rv2510c	stable RNAs	0.898388	0.906488	0.898388	0.898388	0.898388	0.898388	0.897956	0.898388	0.898388	0.898388	0.898388	0.893849	0.89782	0.898388	0.898388	0.898388	0.898388	0.898388	0.898388	0.898388	0.898388	0.898388	0.898388	0.898388	0.898388	0.89408	0.89408	0

ACCEPTED MANUSCRIPT

Rv2571c	cell wall and cell processes	1.11644	1.11644	1.11644	1.11644	1.11644	1.11644	1.11644	1.11644	1.11644	1.11644	1.11644	1.12556	1.11644	1.1251	1.11644	1.11644	1.11644	1.11644	1.11644	1.11644	1.11644	1.1243	1.11644	1.11644	1.11644	1.11644	1.11644	1.11644	1.11644	1.11644	1.1243	1.11644	1.11644	1.117455	1.11644	1.12556
Rv2574	conserved hypotheticals	0.79349	0.79349	0.79349	0.79349	0.79349	0.79349	0.783399	0.79349	0.79349	0.79349	0.79349	0.79349	0.79349	0.79349	0.79349	0.79349	0.79349	0.79349	0.79349	0.79349	0.79349	0.79349	0.79349	0.79349	0.79349	0.79349	0.79349	0.79349	0.79349	0.79349	0.79349	0.79349	0.79349	0.793184	0.783399	0.79349
Rv2575	cell wall and cell processes	0.783871	0.783871	0.783871	0.783871	0.783871	0.784586	0.783871	0.783871	0.783871	0.783871	0.783871	0.783871	0.768437	0.783871	0.783871	0.783871	0.783871	0.782712	0.783871	0.783871	0.784586	0.783871	0.783871	0.783871	0.783871	0.783871	0.783871	0.783871	0.783871	0.783871	0.783871	0.784586	0.784586	0.783455	0.768437	0.784586
Rv2577	conserved hypotheticals	0.691393	0.691393	0.691393	0.691393	0.691393	0.691393	0.691393	0.691393	0.691393	0.691393	0.687308	0.691393	0.691393	0.691393	0.691393	0.691393	0.691393	0.686178	0.686178	0.686178	0.691393	0.691393	0.691393	0.691393	0.691393	0.691393	0.692484	0.691393	0.691393	0.691393	0.691393	0.691393	0.691393	0.691393	0.690828	0.686178	0.692484
Rv2580c	information pathways	0.752983	0.752983	0.759054	0.759054	0.759054	0.749639	0.759054	0.752983	0.752983	0.752983	0.759054	0.752983	0.756282	0.752983	0.752983	0.752983	0.752983	0.759054	0.759054	0.759054	0.752983	0.752983	0.752983	0.752983	0.752983	0.752983	0.752983	0.752983	0.752983	0.752983	0.752983	0.752983	0.752983	0.754453	0.749639	0.759054
Rv2584c	intermediary metabolism and respiration	1.05619	1.04849	1.04849	1.04849	1.04849	1.04849	1.04849	1.05619	1.04849	1.05619	1.04849	1.04849	1.04849	1.04849	1.04849	1.05619	1.05619	1.04849	1.04849	1.04849	1.04849	1.05046	1.04849	1.05619	1.05619	1.04849	1.04849	1.04849	1.04849	1.04849	1.05046	1.04849	1.04849	1.050243	1.04849	1.05619
Rv2585c	cell wall and cell processes	0.764542	0.757957	0.754561	0.754561	0.754561	0.754561	0.753447	0.764542	0.754561	0.764542	0.754561	0.751636	0.754561	0.754561	0.754561	0.764542	0.764542	0.754561	0.754561	0.754561	0.755194	0.754561	0.754561	0.764542	0.764542	0.754561	0.754561	0.756894	0.754561	0.751853	0.758235	0.750909	0.750909	0.756557	0.750909	0.764542
Rv2587c	cell wall and cell processes	0.754728	0.754728	0.754728	0.754728	0.754728	0.754728	0.754728	0.754728	0.754728	0.754728	0.754728	0.754728	0.764238	0.754728	0.754728	0.754728	0.754728	0.754728	0.754728	0.754728	0.772733	0.754728	0.754728	0.754728	0.754728	0.754728	0.754728	0.754728	0.754728	0.757233	0.754728	0.754728	0.754728	0.755638	0.754728	0.772733
Rv2588c	cell wall and cell processes	0.629244	0.629244	0.629244	0.629244	0.629244	0.629244	0.629244	0.629244	0.629244	0.629244	0.629244	0.629244	0.629244	0.629244	0.629244	0.629244	0.629244	0.629244	0.629244	0.629244	0.629244	0.629244	0.629244	0.629244	0.629244	0.629244	0.629244	0.629244	0.60868	0.629244	0.629244	0.629244	0.629244	0.628621	0.60868	0.629244
Rv2589	intermediary metabolism and respiration	0.783572	0.783572	0.783572	0.783572	0.783572	0.783572	0.783572	0.783572	0.783572	0.783572	0.783572	0.783572	0.774504	0.783572	0.783572	0.783572	0.783572	0.783572	0.783572	0.783572	0.783572	0.783572	0.783572	0.783572	0.783572	0.783572	0.783572	0.787389	0.783572	0.783572	0.783572	0.783572	0.783572	0.783413	0.774504	0.787389
Rv2595	virulence, detoxification, adaptation	0.974195	0.974195	0.974195	0.974195	0.974195	0.922714	0.974195	0.974195	0.974195	0.974195	0.974195	0.974195	0.974195	0.974195	0.974195	0.974195	0.974195	0.974195	0.974195	0.974195	0.937151	0.974195	0.974195	0.974195	0.974195	0.974195	0.974195	0.974195	0.974195	0.974195	0.974195	0.974195	0.937151	0.97039	0.922714	0.974195
Rv2599	cell wall and cell processes	0.810176	0.801665	0.804491	0.804491	0.804491	0.816232	0.816232	0.810176	0.816232	0.810176	0.804491	0.816232	0.816232	0.816232	0.810176	0.810176	0.810176	0.804491	0.804491	0.804491	0.816232	0.810176	0.810176	0.810176	0.810176	0.810176	0.810176	0.810176	0.810176	0.810176	0.810176	0.816232	0.816232	0.810364	0.801665	0.816232
Rv2600	cell wall and cell processes	1.1062	1.1062	1.1062	1.1062	1.1062	1.1062	1.1062	1.1062	1.1062	1.1062	1.1062	1.1062	1.1062	1.1062	1.1062	1.1062	1.1062	1.1062	1.1062	1.1062	1.1062	1.1062	1.08565	1.1062	1.1062	1.1062	1.1062	1.1062	1.1062	1.1062	1.1062	1.1062	1.1062	1.105577	1.08565	1.1062
Rv2601	intermediary metabolism and respiration	0.631799	0.631799	0.631799	0.631799	0.631799	0.631799	0.631799	0.631799	0.631799	0.631799	0.631799	0.631799	0.633374	0.634645	0.629504	0.631799	0.631799	0.631799	0.631799	0.631799	0.631799	0.631799	0.631799	0.631799	0.631799	0.631799	0.631799	0.631799	0.631799	0.631799	0.631799	0.631799	0.631799	0.631863	0.629504	0.634645
Rv2601A	virulence, detoxification, adaptation	0.678629	0.678629	0.678629	0.678629	0.678629	0.678629	0.678629	0.678629	0.678629	0.678629	0.678629	0.678629	0.678629	0.678629	0.678629	0.678629	0.678629	0.678629	0.678629	0.678629	0.678629	0.678629	0.678629	0.678629	0.678629	0.678629	0.678629	0.678629	0.678629	0.678629	0.678629	0.678629	0.678629	0.678629	0.678629	0.678629
Rv2603c	conserved hypotheticals	0.885587	0.885587	0.885587	0.885587	0.885587	0.885587	0.885587	0.885587	0.885587	0.885587	0.885587	0.885587	0.885587	0.902482	0.885587	0.885587	0.885587	0.885587	0.885587	0.885587	0.885587	0.885587	0.885587	0.885587	0.885587	0.885587	0.885587	0.885587	0.885587	0.885587	0.885587	0.885587	0.885587	0.886099	0.885587	0.902482
Rv2605c	lipid metabolism	0.707735	0.709574	0.707735	0.707735	0.707735	0.707735	0.707735	0.707735	0.707735	0.707735	0.707735	0.705373	0.707735	0.709949	0.707735	0.707735	0.707735	0.707735	0.707735	0.707735	0.707735	0.707735	0.707735	0.707735	0.707735	0.707735	0.707735	0.707735	0.707735	0.707735	0.707735	0.707735	0.707735	0.707786	0.705373	0.709949
Rv2606c	intermediary metabolism and respiration	0.72616	0.72472	0.72616	0.72616	0.72616	0.72616	0.72616	0.72616	0.72616	0.72616	0.72616	0.72616	0.72616	0.72616	0.72616	0.72616	0.72616	0.72616	0.72616	0.72616	0.72616	0.72616	0.72616	0.72616	0.72616	0.72616	0.72616	0.72616	0.72616	0.72616	0.72616	0.72616	0.72616	0.726116	0.72472	0.72616
Rv2609c	cell wall and cell processes	1.07235	1.07235	1.07235	1.07235	1.07235	1.07235	1.07235	1.07235	1.07235	1.07235	1.07235	1.07235	1.07235	1.07235	1.07235	1.07235	1.07235	1.07235	1.07235	1.07235	1.07235	1.07235	1.07235	1.07235	1.07235	1.07235	1.07235	1.07235	1.07235	1.07235	1.07235	1.07235	1.07235	1.07235	1.07235	1.07235
Rv2612c	lipid metabolism	1.07057	1.07057	1.07057	1.07057	1.07057	1.05164	1.07057	1.07057	1.07057	1.07057	1.07057	1.07057	1.07057	1.07057	1.07057	1.07057	1.07057	1.07057	1.07057	1.07057	1.05164	1.07057	1.07057	1.07057	1.07057	1.07057	1.07057	1.07057	1.07057	1.07057	1.07057	1.05164	1.05164	1.068275	1.05164	1.07057
Rv2613c	lipid metabolism	0.680691	0.680691	0.680691	0.680691	0.680691	0.680691	0.680691	0.680691	0.680691	0.680691	0.680691	0.680691	0.680691	0.680691	0.680691	0.680691	0.680691	0.680691	0.680691	0.686616	0.680691	0.680691	0.680691	0.680691	0.680691	0.680691	0.680691	0.680691	0.680691	0.680691	0.686616	0.680691	0.680691	0.68105	0.680691	0.686616
Rv2614A	conserved hypotheticals	0.950195	0.950195	0.950195	0.950195	0.950195	0.950195	0.950195	0.950195	0.950195	0.950195	0.950195	0.929598	0.950195	0.950195	0.950195	0.950195	0.950195	0.950195	0.950195	0.950195	0.932149	0.950195	0.950195	0.950195	0.950195	0.950195	0.950195	0.950195	0.950195	0.950195	0.950195	0.950195	0.950195	0.949024	0.929598	0.950195
Rv2618	conserved hypotheticals	0.840245	0.840245	0.840245	0.840245	0.840245	0.840245	0.840245	0.840245	0.840245	0.840245	0.840245	0.840245	0.840245	0.840245	0.840245	0.840245	0.840245	0.840245	0.840245	0.840245	0.840245	0.840245	0.840245	0.840245	0.840245	0.840245	0.840245	0.840245	0.840245	0.840245	0.840245	0.840245	0.840245	0.840245	0.840245	0.840245
Rv2619c	conserved hypotheticals	0.749197	0.749197	0.749197	0.749197	0.749197	0.749197	0.749197	0.749197	0.749197	0.749197	0.749197	0.749197	0.749197	0.749197	0.749197	0.749197	0.749197	0.749197	0.749197	0.749197	0.749197	0.749197	0.749197	0.749197	0.749197	0.749197	0.749197	0.749197	0.749197	0.749197	0.749197	0.749197	0.749197	0.749197	0.749197	0.749197
Rv2620c	cell wall and cell processes	0.98985	0.98074	0.98985	0.996508	0.975285	0.98985	0.98985	0.98985	0.98985	0.98985	0.98985	0.972423	0.98985	0.98985	0.98985	0.98985	0.98985	0.98985	0.98985	0.98985	0.98985	0.98985	0.98985	0.98985	0.98985	0.98985	0.98985	0.98985	0.98985	0.98985	0.98985	0.98985	0.98985	0.988806	0.972423	0.996508
Rv2622	intermediary metabolism and respiration	0.948495	0.948495	0.948495	0.948495	0.948495	0.9367	0.948495	0.948495	0.948495	0.948495	0.948495	0.948495	0.948495	0.942955	0.948495	0.948495	0.948495	0.948495	0.936525	0.948495	0.9367	0.941457	0.941006	0.948495	0.948495	0.948495	0.948495	0.948495	0.948495	0.959225	0.939626	0.9367	0.9367	0.946151	0.936525	0.959225
Rv2623	virulence, detoxification, adaptation	1.00933	1.00933	1.00933	1.00933	1.00933	1.00933	1.00933	1.00933	1.00933	1.00933	1.00933	1.00933	1.00933	1.00933	1.00933	1.00933	1.00933	1.01431	1.00933	1.01396	1.00933	1.00933	1.00933	1.00933	1.00933	1.00933	1.00933	1.00933	1.00933	1.00933	1.00933	1.00933	1.00933	1.009621	1.00933	1.01431
Rv2625c	cell wall and cell processes	0.77632	0.77632	0.77632	0.77632	0.77632	0.77632	0.77632	0.77632	0.77632	0.77632	0.77632	0.77632	0.77632	0.7794	0.77632	0.77632	0.77632	0.77632	0.77632	0.77632	0.77632	0.77632	0.77632	0.77632	0.77632	0.77632	0.77632	0.77632	0.77632	0.77632	0.77632	0.77632	0.77632	0.776413	0.77632	0.7794
Rv2626c	conserved hypotheticals	0.556565	0.596101	0.556565	0.556565	0.556565	0.556565	0.556565	0.556565	0.556565	0.556565	0.556565	0.556565	0.556565	0.538957	0.556565	0.556565	0.556565	0.556565	0.556565	0.556565	0.556565	0.556565	0.556565	0.556565	0.556565	0.556565	0.556565	0.556565	0.556565	0.556565	0.556565	0.556565	0.556565	0.557229	0.538957	0.596101
Rv2627c	conserved hypotheticals	0.943788	0.945697	0.945697	0.945697	0.945697	0.945697	0.941877	0.943788	0.945697	0.943788	0.947244	0.945697	0.945697	0.945697	0.945697	0.943788	0.943788	0.947244	0.947244	0.947244	0.945697	0.945697	0.945697	0.943788	0.943788	0.945697	0.945697	0.93895	0.945697	0.945697	0.945697	0.945697	0.945697	0.945159	0.93895	0.947244
Rv2630	conserved hypotheticals	0.878732	0.878732	0.878732	0.878732	0.855367	0.878732	0.885482	0.878732	0.878732	0.878732	0.878732	0.878732	0.861268	0.878732	0.878732	0.878732	0.878732	0.878732	0.878732	0.878732	0.878732	0.878732	0.878732	0.878732	0.878732	0.878732	0.878732	0.878732	0.878732	0.878732	0.878732	0.878732	0.878732	0.877699	0.855367	0.885482
Rv2632c	stable RNAs	0.972526	0.972526	0.972526	0.972526	0.972526	0.972526	0.972526	0.972526	0.972526	0.972526	0.972526	0.972526	0.972526	0.972526	0.972526	0.972526	0.972526	0.972526	0.972526	0.972526	0.972526	0.972526	0.972526	0.972526	0.972526	0.972526	0.972526	0.972526	0.972526	0.972526	0.972526	0.972526	0.972526	0.972526	0.972526	0.972526
Rv2633c	stable RNAs	0.89997	0.89997	0.89997	0.89997	0.89997	0.899645	0.983634	0.89997	0.89997	0.89997	0.89997	0.89997	0.89997	0.89997	0.89997	0.89997	0.89997	0.89997	0.89997	0.89997	0.89997	0.89997	0.89997	0.89997	0.89997	0.89997	0.89997	0.89997	0.89997	0.89997	0.89997	0.89997	0.89997	0.905089	0.902806	0.899645
Rv2636	stable RNAs	0.798058	0.798058	0.798058	0.798058	0.798058	0.798058	0.808648	0.798058	0.798058	0.798058	0.798058	0.798058	0.798058	0.798058	0.798058	0.798058	0.798058	0.798058	0.798058	0.798058	0.798058	0.798058	0.798058	0.798058	0.798058	0.798058	0.798058	0.798058	0.798058	0.800049	0.798058	0.798058	0.798058	0.798439	0.798058	0.808648
Rv2640c	stable RNAs	1.26728	1.26728	1.26728	1.26728	1.26728	1.26728	1.26728	1.26728	1.26728	1.26728	1.26728	1.26728	1.26728	1.26728	1.26728	1.26728	1.26728	1.26728	1.26728	1.26728	1.26728	1.26728	1.26728	1.26728	1.26728	1.26728	1.26728	1.26728	1.26728	1.26728	1.26728	1.26728	1.26728	1.26728	1.26728	1.26728
Rv2644c	stable RNAs	0.56063	0.56063	0.56063	0.56063	0.56063	0.56063	0.56063	0.56063	0.56063	0.56063	0.56063	0.56063	0.56063	0.561378	0.56063	0.56063	0.56063	0.56063	0.56063	0.56063	0.56063	0.56063	0.56063	0.56063	0.56063	0.56063	0.56063	0.56063	0.56063	0.56063	0.56063	0.56063	0.56063	0.560653	0.56063	0.561378
Rv2645	unknown	0.798562	0.798562	0.798562	0.798562	0.798562	0.798562	0.798562	0.798562	0.798562	0.798562	0.798562	0.798562	0.798562	0.798562	0.798562	0.798562	0.798562	0.798562	0.798562	0.798562	0.798562	0.798562	0.798562	0.798562	0.798562	0.798562	0.798562	0.798562	0.798562	0.798562	0.798562	0.798562	0.798562	0.798562	0.798562	0.798562
Rv2660c	conserved hypotheticals	1.15975	1.15975	1.15975	1.15975	1.15975	1.15975	1.21133	1.15975	1.16941	1.15975	1.15975	1.15975	1.15975	1.15975	1.15975	1.15975	1.15975	1.15975	1.15975	1.15975	1.15975	1.15975	1.15975	1.15975	1.15975	1.15975	1.15975	1.15975	1.15975	1.15975	1.15975	1.15975	1.15975	1.161606	1.15975	1.21133
Rv2661c	conserved hypotheticals	1.13732	1.13732	1.13732	1.13732	1.13732	1.13732	1.13732	1.13732	1.13732	1.13732	1.13732	1.13732	1.13732	1.13732	1.13732	1.13732	1.13732	1.13732	1.13732	1.13732	1.13732	1.13732	1.13732	1.13732	1.13732	1.13732	1.13732	1.13732	1.13732	1.13732	1.13732	1.13732	1.13732	1.13732	1.13732	1.13732
Rv2663	conserved hypotheticals	0.636464	0.636464	0.636464	0.636464	0.636464	0.636464	0.636464	0.636464	0.636464	0.636464	0.622403	0.636464	0.636464	0.654811	0.636464	0.636464	0.636464	0.622403	0.622403	0.622403	0.636464	0.636464	0.636464	0.636464	0.636464	0.636464	0.636464	0.636464	0.636464	0.636464	0.636464	0.636464	0.636464	0.635316	0.622403	0.654811
Rv2665	conserved hypotheticals	0.872466	0.872466	0.872466	0.872466	0.872466	0.872466	0.872466	0.872466	0.872466	0.872466	0.872466	0.872466	0.872466	0.872466	0.872466	0.872466	0.872466	0.872466	0.872466	0.872466	0.872466	0.872466	0.872466	0.872466	0.872466	0.872466	0.872466	0.872466	0.872466	0.872466	0.872466	0.872466	0.872466	0.872466	0.872466	0.872466
Rv2668	cell wall and cell processes	0.581657	0.590533	0.59455	0.59455	0.59455	0.59455	0.59455	0.581657	0.59455	0.581657	0.59455	0.598629	0.59455	0.59455	0.590533	0.581657	0.581657	0.59455	0.59455	0.59455	0.59455	0.590533	0.581657	0.581657	0.581657	0.590533	0.590533	0.590533	0.590533	0.590533	0.581657	0.598313	0.59455	0.590298	0.581657	0.598629
Rv2670c	conserved hypotheticals	0.902547	0.902547	0.902547	0.902547	0.902547	0.902547	0.897189	0.902547	0.902547	0.902547	0.902547	0.902547	0.897189	0.902547	0.902547	0.902547	0.902547	0.902547	0.902547	0.902547	0.894441	0.902547	0.902547	0.902547	0.902547	0.902547	0.902547	0.902547	0.902547	0.902547	0.902547	0.902547	0.902547	0.901977	0.894441	0.902547
Rv2673	cell wall and cell processes	0.737226	0.737226	0.737226	0.737226	0.737226	0.740156	0.737226	0.737226	0.737226	0.737226	0.737226	0.737226	0.737226	0.737226	0.737226	0.737226	0.737226	0.737226	0.737226	0.737226	0.740156	0.737226	0.737226	0.737226	0.737226	0.737226	0.737226	0.737226	0.737226	0.737226	0.737233	0.737226	0.737226	0.737404	0.737226	0.740156
Rv2676c	conserved hypotheticals	0.766995	0.766995	0.766995	0.766995	0.766995	0.78089	0.766995	0.766995	0.766995	0.766995	0.766995	0.766995	0.766995	0.766995	0.766995	0.766995	0.766995	0.766995	0.768935	0.766995	0.78089	0.766995	0.766995	0.766995	0.766995	0.766995	0.766995	0.766995	0.766995	0.766995	0.766995	0.78089	0.78089	0.768738	0.766995	0.78089
Rv2678c	intermediary metabolism and respiration	0.767319	0.767319	0.757637	0.757637	0.757637	0.757637	0.757637	0.767319	0.757637	0.767319	0.757637	0.757637	0.757637	0.757637	0.767319	0.767319	0.767319	0.757637	0.757637	0.757637	0.757637	0.757637	0.767319	0.767319	0.767319	0.757637	0.757637	0.757637	0.757637	0.767319	0.757637	0.767319	0.757637	0.761451	0.757637	0.767319
Rv2683	conserved hypotheticals	1.13502	1.13502	1.14282	1.14282	1.14282	1.11601	1.14282	1.13502	1.14282	1.13502	1.14282	1.14282	1.14282	1.13502	1.13502	1.13502	1.13502	1.14282	1.12435	1.14282	1.14282	1.13502	1.13502	1.13502	1.13502	1.13502	1.13502	1.13502	1.13502	1.13502	1.13502	1.14282	1.14282	1.137193	1.11601	1.14282
Rv2684	cell wall and cell processes	0.853023	0.853023	0.853023	0.853023	0.853023	0.853023	0.850238	0.853023	0.853023	0.853023	0.853023	0.853023	0.850343	0.853023	0.853023	0.853023	0.853023	0.853023	0.853023	0.853023	0.853023	0.853023	0.853023	0.853023	0.853023	0.853023	0.843051	0.853023	0.85196	0.853023	0.853023	0.853023	0.853023	0.852523	0.843051	0.853023
Rv2687c	cell wall and cell processes	0.929586	0.929586	0.929586	0.929586	0.929586	0.929586	0.929586	0.929586	0.929586	0.929586	0.929586	0.929586	0.929586	0.929586	0.929586	0.929586	0.929586	0.929586	0.929586	0.929586	0.929586	0.929586	0.929586	0.929586	0.929586	0.929586	0.929586	0.929586	0.929586	0.929586	0.929586	0.942618	0.929586	0.929981	0.929586	0.942618
Rv2688c	cell wall and cell processes	0.672476	0.664976	0.664976	0.664976	0.664976	0.664976	0.664976	0.672476	0.664976	0.672476	0.664976	0.664976	0.664976	0.66707	0.664591	0.672476	0.672476	0.664976	0.664976	0.664976	0.664976	0.664976	0.664976	0.672476	0.672476	0.664976	0.664976	0.664976	0.658611	0.664976	0.664976	0.664976	0.664976	0.666426	0.658611	0.672476
Rv2689c	conserved hypotheticals	0.963404	0.963404	0.956475	0.956475	0.956475	0.956475	0.956475	0.963404	0.956475	0.963404	0.952617	0.956475	0.956475	0.956475	0.963696	0.963404	0.963404	0.952617	0.952617	0.952617	0.956475	0.963404	0.963404	0.963404	0.963404	0.963404	0.963404	0.963404	0.963404	0.963404	0.963404	0.956475	0.956475	0.959586	0.952617	0.963696
Rv2690c	cell wall and cell processes	0.96606	0.96606	0.965235	0.965235	0.958688	0.96765	0.965235	0.96606	0.965235	0.96606	0.965235	0.965235	0.965235	0.9708	0.96606	0.96606	0.96606	0.965235	0.965235	0.965235	0.965235	0.96606	0.96606	0.96606	0.96606	0.96606	0.961476	0.96606	0.96606	0.96606	0.96606	0.965235	0.965235	0.965565	0.958688	0.9708
Rv2691	cell wall and cell processes	0.927986	0.928235	0.928235	0.928235	0.928235	0.928235	0.928235	0.927986	0.928235	0.927986	0.928235	0.927986	0.928235	0.928235	0.928235	0.927986	0.927986	0.928235	0.928235	0.928235	0.928235	0.93246	0.928235	0.927986	0.927986	0.927986	0.937253	0.937253	0.937253	0.937253	0.928235	0.93246	0.928235	0.928235	0.929531	0.927986	0.937253
Rv2693c	cell wall and cell processes	0.870525	0.870525	0.870525	0.870525	0.870525	0.870525	0.870525	0.870525	0.870525	0.870525	0.870525	0.870525	0.870525	0.870525	0.870525	0.870525	0.870525	0.870525	0.870525	0.870525	0.870525	0.870525	0.870525	0.870525	0.870525	0.870525	0.851072	0.851072	0.851072	0.851072	0.870525	0.870525	0.870525	0.867578	0.851072	0.870525
Rv2695	conserved hypotheticals	1.10209	1.10209	1.10209	1.10209	1.10865	1.10209	1.11874	1.10209	1.10209	1.10209	1.10209	1.10209	1.10209	1.10209	1.10209	1.10209	1.10209	1.10382	1.10209	1.10209	1.10209	1.10209	1.10209	1.10209	1.10209	1.10209	1.10209	1.10209	1.10209	1.10209	1.08869	1.10209	1.10209	1.10209	1.08869	1.11874
Rv2696c	conserved hypotheticals	0.85653	0.85653	0.85653	0.85653	0.85653	0.85653	0.859982	0.85653	0.85653	0.85653	0.85653	0.853633	0.85653	0.85653	0.85653	0.85653	0.85653	0.85653	0.85653	0.85653	0.85653	0.85653	0.85653	0.85653	0.85653	0.85653	0.85653	0.85653	0.85653	0.85653	0.85653	0.85653	0.85653	0.856547	0.853633	0.859982
Rv2698	cell wall and cell processes	1.0743	1.0743	1.0743	1.08382	1.0743	1.0743	1.1238	1.0743	1.0743	1.0743	1.0743	1.0743	1.0743	1.0743	1.0743	1.0743	1.0743	1.0743	1.0743	1.0743	1.0743	1.0743	1.06709	1.0743	1.0743	1.0743	1.07972	1.0743	1.0743	1.0743	1.0743	1.0743	1.0743	1.076034	1.06709	1.1238
Rv2702	intermediary metabolism and respiration	0.8338	0.834921	0.834921	0.834921	0.834921	0.834921	0.834921	0.8338	0.834921	0.8338	0.834921	0.834921	0.834921	0.834921	0.834921	0.8338	0.8338	0.834921	0.831187	0.834921	0.834921	0.83583	0.834921	0.8338	0.8338	0.834921	0.834921	0.834921	0.834921	0.834921	0.834921	0.834921	0.834921	0.834598	0.831187	0.83583
Rv2705c	conserved hypotheticals	1.30608	1.30608	1.30608	1.30608	1.30608	1.30608	1.30608	1.30608	1.30608	1.30608	1.

ACCEPTED MANUSCRIPT

Rv2796c	cell wall and cell processes	0.63202	0.63202	0.632003	0.632003	0.632003	0.632003	0.631905	0.63202	0.632003	0.63202	0.632003	0.632003	0.632003	0.632003	0.63202	0.63202	0.63202	0.632003	0.632003	0.632003	0.632003	0.63202	0.63202	0.63202	0.63202	0.63202	0.63202	0.63202	0.63202	0.63202	0.632003	0.632003	0.632009	0.631905	0.63202
Rv2799	cell wall and cell processes	0.549946	0.549946	0.549946	0.549946	0.549946	0.549946	0.549946	0.549946	0.549946	0.549946	0.549946	0.549946	0.549946	0.549946	0.547782	0.549946	0.549946	0.549946	0.549946	0.549946	0.549946	0.549946	0.549946	0.549946	0.549946	0.549946	0.549946	0.549946	0.549946	0.545364	0.549946	0.549946	0.549742	0.545364	0.549946
Rv2800	intermediary metabolism and respiration	0.706107	0.706107	0.706107	0.706107	0.706107	0.706107	0.706107	0.706107	0.706107	0.706107	0.706107	0.704875	0.706107	0.706107	0.704965	0.706107	0.706107	0.706107	0.706107	0.706107	0.706107	0.706107	0.706107	0.706107	0.706107	0.707627	0.705557	0.706588	0.706107	0.706107	0.706107	0.706107	0.706079	0.704875	0.707627
Rv2802c	conserved hypotheticals	0.835801	0.835801	0.835801	0.837564	0.835801	0.835801	0.82996	0.835801	0.835801	0.835801	0.835801	0.835801	0.835801	0.835801	0.835801	0.835801	0.835801	0.835801	0.835801	0.835801	0.835801	0.838912	0.835801	0.835801	0.835801	0.842873	0.830989	0.842873	0.842873	0.842873	0.838912	0.835801	0.835801	0.836577	0.82996	0.842873
Rv2803	conserved hypotheticals	0.746523	0.746523	0.746523	0.746523	0.746523	0.746523	0.746523	0.746523	0.746523	0.746523	0.746523	0.746523	0.746523	0.746523	0.746523	0.746523	0.746523	0.746523	0.746523	0.746523	0.746523	0.746523	0.746523	0.746523	0.746523	0.746523	0.746523	0.746523	0.746523	0.746523	0.746523	0.746523	0.746523	0.746523	0.746523
Rv2804c	conserved hypotheticals	1.05637	1.05637	1.05137	1.05137	1.05137	1.05137	1.05137	1.05637	1.05137	1.05637	1.05137	1.0532	1.05137	1.05137	1.05637	1.05637	1.05637	1.05137	1.05137	1.05137	1.05137	1.0447	1.05637	1.05637	1.05637	1.05137	1.05137	1.05137	1.05137	1.05137	1.0447	1.05137	1.05137	1.052536	1.0447	1.05637
Rv2806	cell wall and cell processes	0.645536	0.645536	0.645536	0.645536	0.645536	0.645536	0.645536	0.645536	0.645536	0.645536	0.645536	0.645536	0.645536	0.645536	0.645536	0.645536	0.645536	0.645536	0.645536	0.645536	0.645536	0.645536	0.645536	0.645536	0.645536	0.645536	0.645536	0.645536	0.645536	0.645536	0.645536	0.645536	0.645536	0.645536	0.645536
Rv2808	conserved hypotheticals	0.959039	0.959039	0.959039	0.959039	0.959039	0.959039	0.959039	0.959039	0.959039	0.959039	0.959039	0.959039	0.959039	0.959039	0.959039	0.959039	0.959039	0.959039	0.959039	0.959039	0.959039	0.959039	0.959039	0.959039	0.959039	0.959039	0.959039	0.959039	0.959039	0.959039	0.959039	0.959039	0.959039	0.959039	0.959039
Rv2809	conserved hypotheticals	0.909224	0.909224	0.909224	0.909224	0.909224	0.909224	0.909224	0.909224	0.909224	0.909224	0.909224	0.908463	0.909224	0.909224	0.909224	0.909224	0.909224	0.909224	0.909224	0.909224	0.909224	0.909224	0.909224	0.909224	0.909224	0.909224	0.909224	0.909224	0.909224	0.909224	0.909224	0.909224	0.909201	0.908463	0.909224
Rv2816c	conserved hypotheticals	0.789324	0.789324	0.789324	0.789324	0.789324	0.789324	0.789324	0.789324	0.789324	0.789324	0.789324	0.789324	0.789324	0.780833	0.789324	0.789324	0.789324	0.789324	0.789324	0.789324	0.789324	0.789324	0.789324	0.789324	0.789324	0.789324	0.789324	0.789324	0.789324	0.789324	0.789324	0.789324	0.789067	0.780833	0.789324
Rv2819c	conserved hypotheticals	0.797798	0.797798	0.797798	0.797798	0.797798	0.797798	0.797798	0.797798	0.797798	0.797798	0.797798	0.797798	0.797798	0.797798	0.800535	0.797798	0.797798	0.797798	0.797798	0.797798	0.797798	0.797798	0.797798	0.797798	0.797798	0.797798	0.797798	0.797798	0.797798	0.797798	0.790783	0.797798	0.797668	0.790783	0.800535
Rv2823c	conserved hypotheticals	0.714197	0.714197	0.714197	0.714197	0.714197	0.715271	0.714197	0.714197	0.715271	0.714197	0.714197	0.714197	0.714197	0.713666	0.714197	0.714197	0.714197	0.714197	0.714197	0.714197	0.714197	0.714197	0.714197	0.714197	0.714197	0.715271	0.714197	0.714197	0.714197	0.714197	0.710077	0.710077	0.714029	0.710077	0.715271
Rv2825c	conserved hypotheticals	0.740895	0.7406	0.732839	0.72835	0.71643	0.732839	0.743892	0.740895	0.732839	0.740895	0.734807	0.732839	0.75362	0.72835	0.7406	0.740895	0.740895	0.730423	0.734807	0.72835	0.732839	0.732839	0.742764	0.740895	0.740895	0.732839	0.732839	0.7406	0.732839	0.732839	0.732839	0.732839	0.73566	0.71643	0.75362
Rv2827c	conserved hypotheticals	0.957019	0.957019	0.957636	0.957636	0.957636	0.957019	0.957636	0.957019	0.957019	0.957019	0.957636	0.957636	0.957636	0.957019	0.957019	0.957019	0.957019	0.957636	0.957636	0.957636	0.957019	0.957397	0.957019	0.957019	0.957019	0.957019	0.957019	0.957019	0.957019	0.957019	0.957019	0.957019	0.957217	0.957019	0.957636
Rv2828c	conserved hypotheticals	0.691439	0.691439	0.639622	0.63849	0.639622	0.691439	0.644306	0.691439	0.639622	0.691439	0.639622	0.691439	0.65861	0.649317	0.691439	0.691439	0.691439	0.652106	0.652106	0.652106	0.691439	0.691439	0.691439	0.691439	0.691439	0.689051	0.689051	0.689051	0.691439	0.691439	0.691439	0.691439	0.676061	0.63849	0.691439
Rv2828A	conserved hypotheticals	0.963204	0.963204	0.963204	0.963204	0.963204	0.963204	0.948231	0.963204	0.963204	0.963204	0.963204	0.963204	1.02719	0.963204	0.963204	0.963204	0.963204	0.963204	0.963204	0.963204	0.963204	0.963204	0.963204	0.963204	0.963204	0.963204	0.963204	0.963204	0.963204	0.963204	0.963204	0.963204	0.964689	0.948231	1.02719
Rv2830c	virulence, detoxification, adaptation	0.869762	0.852128	0.888486	0.888486	0.888486	0.852128	0.852128	0.869762	0.852128	0.869762	0.888486	0.852128	0.852128	0.852128	0.852128	0.869762	0.869762	0.888486	0.888486	0.888486	0.852128	0.852128	0.852128	0.869762	0.869762	0.852128	0.869762	0.852128	0.852128	0.852128	0.852128	0.852128	0.86465	0.852128	0.888486
Rv2831	lipid metabolism	0.554989	0.554989	0.554989	0.554989	0.554989	0.602325	0.554989	0.554989	0.554989	0.554989	0.554989	0.554989	0.554989	0.554989	0.554989	0.554989	0.554989	0.554989	0.554989	0.554989	0.554989	0.554989	0.600637	0.554989	0.554989	0.554989	0.554989	0.556039	0.556039	0.556039	0.556039	0.554989	0.554989	0.608652	0.608652	0.561186
Rv2834c	cell wall and cell processes	0.824029	0.824029	0.824029	0.824029	0.824029	0.824029	0.824029	0.824029	0.824029	0.824029	0.824029	0.824029	0.824029	0.824029	0.824029	0.824029	0.824029	0.824029	0.824029	0.824029	0.824029	0.824029	0.824029	0.824029	0.824029	0.824029	0.824029	0.824029	0.824029	0.824029	0.824029	0.824029	0.820696	0.823928	0.820696
Rv2835c	cell wall and cell processes	0.825994	0.825994	0.825994	0.825994	0.825994	0.825994	0.829963	0.825994	0.825994	0.825994	0.829529	0.825994	0.825994	0.818029	0.825994	0.825994	0.825994	0.829529	0.829529	0.829529	0.825994	0.825994	0.825994	0.825994	0.825994	0.825994	0.825994	0.825994	0.825994	0.825994	0.825994	0.822655	0.822655	0.826099	0.818029
Rv2836c	information pathways	0.890697	0.890697	0.897534	0.897534	0.897534	0.890697	0.890697	0.890697	0.890697	0.890697	0.890697	0.882675	0.890697	0.899058	0.890697	0.890697	0.890697	0.890697	0.890697	0.890697	0.890697	0.890697	0.890697	0.890697	0.890697	0.890697	0.890697	0.890697	0.890697	0.890697	0.890697	0.890697	0.891329	0.882675	0.899058
Rv2838c	information pathways	0.847276	0.847276	0.847276	0.847276	0.847276	0.847276	0.847276	0.847276	0.847276	0.847276	0.847276	0.847276	0.843983	0.847276	0.847276	0.847276	0.847276	0.847276	0.858311	0.847276	0.847276	0.847276	0.847276	0.847276	0.847276	0.847276	0.847276	0.847276	0.847276	0.847276	0.847276	0.847276	0.847511	0.843983	0.858311
Rv2840c	conserved hypotheticals	0.989785	0.989785	1.00129	1.00129	1.00129	0.989785	0.989785	0.989785	0.989785	0.989785	1.00129	0.989785	0.989785	0.989785	0.989785	0.989785	0.989785	0.989785	1.00129	1.00129	1.00129	0.989785	0.989785	0.989785	0.989785	0.989785	0.989785	0.989785	0.989785	0.989785	0.989785	0.989785	0.992225	0.989785	1.00129
Rv2841c	information pathways	1.04363	1.04363	1.04363	1.04363	1.04363	1.04363	1.04363	1.04363	1.04363	1.04363	1.04363	1.04363	1.04363	1.04363	1.04363	1.04363	1.04363	1.04363	1.04363	1.04363	1.04363	1.04363	1.04363	1.04363	1.04363	1.04363	1.04363	1.04363	1.04363	1.04363	1.03247	1.03247	1.042954	1.03247	1.04363
Rv2842c	information pathways	0.903672	0.903672	0.903672	0.903672	0.903672	0.903672	0.903672	0.903672	0.903672	0.903672	0.903491	0.903672	0.903672	0.903672	0.903672	0.903672	0.903672	0.903491	0.903491	0.903491	0.903672	0.903672	0.903672	0.903672	0.903672	0.903672	0.903672	0.903672	0.903672	0.903672	0.903672	0.903672	0.90365	0.903491	0.903672
Rv2843	cell wall and cell processes	0.943823	0.943823	0.943823	0.943823	0.943823	0.943823	0.943823	0.943823	0.943823	0.943823	0.943823	0.943823	0.943823	0.943823	0.943823	0.943823	0.943823	0.943823	0.943823	0.943823	0.943823	0.943823	0.943823	0.943823	0.943823	0.943823	0.943823	0.943823	0.943823	0.943823	0.943823	0.943823	0.943823	0.943823	0.943823
Rv2847c	intermediary metabolism and respiration	0.972669	0.972669	0.982004	0.977138	0.982004	0.972669	0.972492	0.977387	0.972669	0.972669	0.977138	0.972669	0.967856	0.967186	0.972669	0.972669	0.972669	0.977138	0.977138	0.977138	0.972669	0.972669	0.972669	0.972669	0.972669	0.972669	0.972669	0.972669	0.972669	0.972669	0.972669	0.972669	0.973737	0.967186	0.982004
Rv2848c	intermediary metabolism and respiration	0.94708	0.94708	0.94708	0.94708	0.94708	0.94708	0.94708	0.94708	0.94708	0.94708	0.94708	0.94708	0.94708	0.971208	0.94708	0.94708	0.94708	0.94708	0.94708	0.94708	0.94708	0.94708	0.94708	0.94708	0.94708	0.94708	0.94708	0.94708	0.94708	0.94708	0.94708	0.94708	0.947811	0.94708	0.971208
Rv2849c	intermediary metabolism and respiration	0.773631	0.773631	0.773631	0.773631	0.773631	0.773631	0.765471	0.773631	0.773631	0.773631	0.773631	0.791505	0.773631	0.776613	0.773631	0.773631	0.773631	0.773631	0.773631	0.773631	0.773631	0.773631	0.773631	0.773631	0.773631	0.796834	0.773631	0.773631	0.773631	0.773631	0.777722	0.773631	0.774843	0.765471	0.796834
Rv2850c	intermediary metabolism and respiration	0.940946	0.940946	0.940946	0.940946	0.940946	0.940946	0.940946	0.940946	0.940946	0.940946	0.943129	0.936077	0.936323	0.940946	0.941136	0.940946	0.940946	0.940946	0.940946	0.940946	0.940946	0.940946	0.940946	0.940946	0.940946	0.940946	0.940946	0.944499	0.940946	0.940946	0.940946	0.940946	0.940846	0.936077	0.944499
Rv2852c	intermediary metabolism and respiration	0.722721	0.729391	0.722721	0.722721	0.722721	0.722721	0.722721	0.722721	0.722721	0.722721	0.722721	0.722721	0.720023	0.722721	0.722721	0.722721	0.722721	0.722721	0.722721	0.722721	0.722721	0.722721	0.722721	0.722721	0.722721	0.722721	0.722721	0.722721	0.723071	0.722721	0.722721	0.722721	0.722852	0.720023	0.729391
Rv2855	intermediary metabolism and respiration	0.796651	0.797438	0.794124	0.796651	0.794124	0.796651	0.796651	0.796651	0.796651	0.796651	0.796651	0.796651	0.796651	0.796651	0.796651	0.796651	0.796651	0.796651	0.796651	0.796651	0.796651	0.790137	0.796651	0.796651	0.796651	0.798348	0.787769	0.798348	0.796651	0.796651	0.790137	0.796651	0.796651	0.795961	0.787769
Rv2858c	intermediary metabolism and respiration	0.873067	0.877791	0.871172	0.873067	0.873067	0.869438	0.873067	0.873067	0.873067	0.873067	0.873067	0.860861	0.873067	0.873067	0.868614	0.873067	0.873067	0.873067	0.873067	0.873067	0.873067	0.869438	0.873067	0.877791	0.873067	0.873067	0.873067	0.875308	0.873067	0.873067	0.873067	0.861528	0.87194	0.860861	0.877791
Rv2860c	intermediary metabolism and respiration	0.775231	0.775231	0.776623	0.776623	0.776623	0.775231	0.775231	0.775231	0.775231	0.775231	0.776623	0.775231	0.775231	0.775231	0.775231	0.775231	0.775231	0.776623	0.776623	0.776623	0.775231	0.775231	0.775231	0.775231	0.775231	0.775231	0.775231	0.775231	0.775231	0.775231	0.775231	0.775231	0.775526	0.775231	0.776623
Rv2861c	intermediary metabolism and respiration	0.785111	0.785111	0.781474	0.781474	0.781474	0.785111	0.785111	0.785111	0.785111	0.785111	0.781474	0.785111	0.785111	0.785111	0.785111	0.785111	0.785111	0.781474	0.781474	0.781474	0.785111	0.785867	0.785111	0.785111	0.785111	0.785111	0.785111	0.785111	0.784839	0.792278	0.785867	0.779471	0.785111	0.784423	0.779471
Rv2864c	cell wall and cell processes	0.79168	0.792301	0.79168	0.79168	0.79168	0.79168	0.79168	0.79168	0.79168	0.79168	0.79168	0.79168	0.79168	0.781123	0.793793	0.79168	0.79168	0.79168	0.79168	0.79168	0.79168	0.79168	0.79168	0.79168	0.79168	0.79168	0.79168	0.79168	0.79168	0.79122	0.79168	0.79168	0.79168	0.791429	0.781123
Rv2865	virulence, detoxification, adaptation	0.867926	0.867926	0.867926	0.867926	0.867926	0.867926	0.867926	0.867926	0.867926	0.867926	0.867926	0.867926	0.867926	0.867926	0.867926	0.867926	0.867926	0.867926	0.867926	0.867926	0.867926	0.867926	0.867926	0.867926	0.867926	0.867926	0.867926	0.867926	0.867926	0.867926	0.867926	0.867926	0.867926	0.867926	0.867926
Rv2866	virulence, detoxification, adaptation	0.588667	0.621528	0.621528	0.621528	0.621528	0.621528	0.621528	0.588667	0.621528	0.588667	0.621528	0.621528	0.621528	0.621528	0.621528	0.588667	0.588667	0.621528	0.621528	0.621528	0.621528	0.621528	0.621528	0.588667	0.588667	0.621528	0.621528	0.621528	0.621528	0.621528	0.621528	0.621528	0.614557	0.588667	0.621528
Rv2868c	conserved hypotheticals	0.813691	0.813691	0.813691	0.813691	0.813691	0.813691	0.820343	0.813691	0.813691	0.813691	0.813691	0.813691	0.813691	0.817151	0.813691	0.813691	0.813691	0.813691	0.813691	0.813691	0.813691	0.813691	0.814647	0.813691	0.813691	0.813691	0.813691	0.813691	0.813691	0.813691	0.813691	0.813691	0.814026	0.813691	0.820343
Rv2870c	intermediary metabolism and respiration	0.826463	0.826463	0.826463	0.826463	0.826463	0.826463	0.826977	0.826463	0.826463	0.826463	0.826463	0.826463	0.826463	0.832245	0.826463	0.826463	0.826463	0.826463	0.826463	0.826463	0.826463	0.826463	0.826463	0.826463	0.826463	0.826463	0.826463	0.826463	0.826463	0.826463	0.826463	0.826463	0.826654	0.826463	0.832245
Rv2871	virulence, detoxification, adaptation	1.02911	1.02911	1.02911	1.02911	1.02911	1.02911	1.02911	1.02911	1.02911	1.02911	1.02911	1.02911	1.02911	1.02911	1.02911	1.02911	1.02911	1.02911	1.02911	1.02911	1.02911	1.02911	1.02911	1.02911	1.02911	1.02911	1.02911	1.02911	1.02911	1.02911	1.046	1.02911	1.02911	1.029622	1.02911	1.046
Rv2872	virulence, detoxification, adaptation	1.08776	1.08776	1.08776	1.08776	1.08776	1.08776	1.08776	1.08776	1.08776	1.08776	1.08776	1.08776	1.08776	1.08776	1.08776	1.08776	1.08776	1.07748	1.08776	1.08776	1.08776	1.08776	1.08776	1.08776	1.08776	1.08776	1.08776	1.08776	1.08776	1.08776	1.08776	1.08776	1.087448	1.07748	1.08776
Rv2874	intermediary metabolism and respiration	0.82469	0.824956	0.827817	0.827817	0.827817	0.824956	0.824956	0.82469	0.824956	0.82469	0.825121	0.824956	0.828031	0.824956	0.824956	0.82469	0.82469	0.824956	0.824956	0.824956	0.824956	0.824956	0.824904	0.82469	0.82469	0.824956	0.824956	0.824956	0.824956	0.833181	0.824956	0.824956	0.825506	0.82469	0.833181
Rv2875	cell wall and cell processes	1.18891	1.18891	1.20659	1.20659	1.20659	1.18891	1.18891	1.18891	1.18891	1.18891	1.20659	1.18891	1.18891	1.18891	1.18891	1.18891	1.18891	1.20659	1.20659	1.20659	1.18891	1.18891	1.18891	1.18891	1.18891	1.18891	1.18891	1.18891	1.18891	1.18891	1.18891	1.18891	1.19266	1.18891	1.20659
Rv2877c	cell wall and cell processes	1.05927	1.05927	1.06369	1.06369	1.06369	1.05685	1.06369	1.05927	1.06369	1.05927	1.06369	1.06369	1.06369	1.06369	1.05927	1.05927	1.05927	1.06369	1.06369	1.06369	1.05685	1.05927	1.05927	1.05927	1.05927	1.05927	1.05927	1.05927	1.05927	1.05927	1.05927	1.05685	1.05685	1.060584	1.05685	1.06369
Rv2878c	cell wall and cell processes	0.92578	0.92578	0.906557	0.906557	0.906557	0.906557	0.906557	0.92578	0.906557	0.92578	0.906557	0.906557	0.906557	0.906557	0.92578	0.92578	0.92578	0.906557	0.906557	0.906557	0.906557	0.906557	0.92578	0.92578	0.92578	0.906557	0.906557	0.906557	0.906557	0.906557	0.906557	0.906557	0.912382	0.906557	0.92578
Rv2879c	conserved hypotheticals	0.958299	0.958299	0.958299	0.958299	0.958299	0.958299	0.958299	0.958299	0.958299	0.958299	0.958299	0.929427	0.955517	0.958299	0.958299	0.958299	0.958299	0.958299	0.958299	0.958299	0.958299	0.958299	0.958299	0.958299	0.958299	0.958299	0.958299	0.958299	0.958299	0.958299	0.958299	0.958299	0.95734	0.929427	0.958299
Rv2880c	conserved hypotheticals	0.886388	0.886388	0.886388	0.886388	0.886388	0.892036	0.886388	0.886388	0.886388	0.886388	0.886388	0.886388	0.886388	0.886388	0.886388	0.886388	0.886388	0.886388	0.886388	0.886388	0.892036	0.886388	0.886388	0.886388	0.886388	0.886388	0.886388	0.886388	0.886388	0.886388	0.885889	0.885889	0.8867	0.885889	0.892036
Rv2882c	information pathways	1.17711	1.17711	1.17711	1.17711	1.17711	1.17711	1.17711	1.17711	1.17711	1.17711	1.17711	1.17711	1.17711	1.17711	1.17711	1.17711	1.17711	1.17711	1.17711	1.17711	1.17711	1.17711	1.17711	1.17711	1.17711	1.17711	1.17711	1.17711	1.17711	1.17711	1.17711	1.17711	1.17711	1.17711	1.17711
Rv2883c	intermediary metabolism and respiration	0.865553	0.865553	0.865553	0.865553	0.865553	0.865553	0.865553	0.865553	0.865553	0.865553	0.859017	0.865553	0.865553	0.865553	0.865553	0.865553	0.865553	0.859017	0.865553	0.865553	0.865553	0.865553	0.865553	0.865553	0.865553	0.865553	0.865553	0.865553	0.865553	0.865553	0.865553	0.865553	0.865157	0.859017	0.865553
Rv2887	regulatory proteins	0.840212	0.840212	0.840212	0.840212	0.840212	0.840212	0.840212	0.840212	0.840212	0.840212	0.840212	0.840212	0.840212	0.840212	0.840212	0.840212	0.840212	0.840212	0.840212	0.840212	0.840212	0.840212	0.840212	0.840212	0.840212	0.840212	0.840212	0.840212	0.840212	0.840212	0.840212	0.840212	0.840212	0.840212	0.840212
Rv2888c	intermediary metabolism and respiration	0.825073	0.825073	0.825073	0.824861	0.825073	0.850772	0.825073	0.825073	0.825073	0.825073	0.825073	0.825073	0.825073	0.820753	0.825073	0.825073	0.825073	0.825073	0.825073	0.825073	0.850772	0.825073	0.825073	0.825073	0.825073	0.825073	0.825073	0.825073	0.825073	0.825073	0.825073	0.850772	0.828051	0.820753	0.850772
Rv2889c	information pathways	0.832481	0.832481	0.832481	0.832481	0.832481	0.832481	0.832481	0.832481	0.832481	0.832481	0.832481	0.827584	0.832481	0.832481	0.832481	0.832481	0.832481	0.832481	0.832481	0.832481	0.832481	0.832481	0.832481	0.832481	0.832481	0.832481	0.832481	0.832481	0.832481	0.832481	0.832481	0.832481	0.832333	0.827584	0.832481
Rv2890c	information pathways	0.72844	0.72844	0.72844	0.72844	0.72844	0.72844	0.72844	0.72844	0.72844	0.72844	0.72844	0.72844	0.72844	0.72844	0.72844	0.72844	0.72844	0.72844	0.72844	0.72844	0.72844	0.72844	0.72844	0.72844	0.72844	0.72844	0.72844	0.72844	0.72844	0.72844	0.734327	0.72844	0.72844	0.728618	0.72844	0.734327
Rv2891	conserved hypotheticals	0.876933	0.876933	0.868819	0.868819	0.868819	0.868819	0.868819	0.876933	0.868819	0.876933	0.868819	0.868819	0.868819	0.876933	0.876933	0.876933	0.876933	0.868819	0.868819	0.868819	0.868819	0.908252	0.876933	0.876933	0.876933	0.874366	0.874366	0.874366	0.876933	0.887149	0.876933	0.868819	0.868819	0.87427	0.868819	0.908252
Rv2893	intermediary metabolism and respiration	0.796954	0.796954	0.792051	0.800687	0.792051	0.808896	0.796954	0.796954	0.796954	0.796954	0.792051	0.796954	0.796954	0.796954	0.796954	0.796954	0.796954	0.792051	0.792051	0.792051	0.808896	0.791517	0.796954	0.796954	0.796954	0.796954	0.796954	0.796954	0.796954	0.796954	0.791517	0.808896	0.808896	0.797294	0.791517	0.808896
Rv2895c	intermediary metabolism and respiration	0.860716	0.860716	0.860716	0.860716	0.860716	0.860716	0.860716	0.860716	0.860716	0.860716	0.860716	0.860716	0.860716	0.860716	0.870398	0.860716	0.860716	0.860716	0.860716	0.860716	0.860716	0.860716	0.860716	0.860716	0.860716	0.860716	0.860716	0.860716	0.860716	0.855199	0.860716	0.860716	0.860842	0.855199	0.870398
Rv2896c	conserved hypotheticals	0.891213	0.891213	0.891213	0.891213	0.891213	0.891213	0.894554	0.891213	0.891213	0.891213	0.891209	0.887937	0.891213	0.891213	0.891213	0.891213	0.891213	0.891213	0.891213	0.891213	0.891213	0.891213	0.891213	0.891213	0.891213	0.894592	0.891213	0.891213	0.891213	0.891213	0.891213	0.891213	0.891317	0.887937	0.894592
Rv2897c	conserved hypotheticals	0.831267	0.831267	0.831267	0.831267	0.831267	0.831267	0.831267	0.831267	0.831267	0.831267	0.831267	0.849863	0.827071	0.826401	0.83385	0.831267	0.831267	0.831267	0.831267	0.831267	0.831267	0.839846	0.831267	0.831267	0.831267	0.831267	0.831267	0.831267	0.831267	0.833786	0.831267	0.831267	0.831267	0.83197	0.826401	0.849863
Rv2900c	intermediary metabolism and respiration	0.711217	0.711217	0.711217	0.711217	0.711217	0.711217	0.711638	0.711217	0.711217	0.711217	0.711217	0.711217	0.711217	0.711217	0.711217	0.711217	0.711217	0.711217	0.711217

ACCEPTED MANUSCRIPT

Rv2967c	intermediary metabolism and respiration	0.799945	0.799945	0.799945	0.799945	0.799945	0.799945	0.799945	0.799945	0.799945	0.799945	0.799945	0.80159	0.800881	0.800218	0.799945	0.799945	0.799945	0.799945	0.799945	0.799945	0.799945	0.799945	0.799945	0.799945	0.799945	0.799945	0.799945	0.799859	0.799945	0.799945	0.799945	0.799945	0.800029	0.799859	0.80159
Rv2969c	cell wall and cell processes	0.759512	0.759512	0.759512	0.759512	0.759512	0.759512	0.745874	0.759512	0.759512	0.759512	0.759512	0.759512	0.745874	0.751652	0.759512	0.759512	0.759512	0.759512	0.759512	0.759512	0.759512	0.759512	0.759512	0.759512	0.759512	0.759512	0.759512	0.759512	0.759512	0.759512	0.759512	0.759512	0.758447	0.745874	0.759512
Rv2972c	cell wall and cell processes	0.728737	0.728737	0.728737	0.728737	0.721503	0.728737	0.728737	0.728737	0.728737	0.728737	0.728737	0.728737	0.728737	0.72497	0.728737	0.728737	0.728737	0.728737	0.728737	0.728737	0.728737	0.728737	0.728737	0.728737	0.728737	0.728737	0.728737	0.728737	0.728737	0.728737	0.728737	0.728737	0.728404	0.721503	0.728737
Rv2973c	information pathways	0.714467	0.71344	0.714467	0.714467	0.714467	0.713301	0.714467	0.714467	0.714467	0.714467	0.714467	0.714467	0.714467	0.714467	0.714467	0.714467	0.714467	0.714467	0.714467	0.714467	0.714467	0.716843	0.714467	0.714467	0.714467	0.714467	0.714467	0.714467	0.714467	0.714467	0.714467	0.716843	0.716843	0.714617	0.713301	0.716843
Rv2976c	information pathways	0.909494	0.909494	0.909494	0.909494	0.909494	0.909494	0.909494	0.909494	0.909494	0.909494	0.909494	0.909494	0.909494	0.909494	0.909494	0.909494	0.909494	0.909494	0.909494	0.909494	0.909494	0.909494	0.909494	0.909494	0.909494	0.909494	0.909494	0.909494	0.909494	0.909494	0.909494	0.909494	0.90985	0.909505	0.909494	0.90985
Rv2977c	intermediary metabolism and respiration	0.972956	0.972956	0.972956	0.972956	0.972956	0.972956	0.972956	0.972956	0.972956	0.972956	0.972956	0.972956	0.972956	0.972956	0.972956	0.972956	0.972956	0.972956	0.972956	0.972956	0.972956	0.972956	0.972956	0.972956	0.972956	0.972956	0.972956	0.963885	0.972956	0.972956	0.972956	0.972956	0.972956	0.972681	0.963885	0.972956
Rv2980	cell wall and cell processes	1.12136	1.18304	1.12136	1.12136	1.12136	1.12136	1.12136	1.12136	1.12136	1.12136	1.12136	1.12136	1.12136	1.12136	1.12136	1.12136	1.12136	1.12136	1.12136	1.12136	1.12136	1.12136	1.12136	1.12136	1.12136	1.12136	1.12136	1.12136	1.12136	1.12136	1.12136	1.12136	1.123229	1.12136	1.18304
Rv2981c	cell wall and cell processes	0.810435	0.820562	0.820562	0.820562	0.820562	0.820562	0.820562	0.810435	0.820562	0.810435	0.820562	0.820562	0.820562	0.820562	0.820562	0.810435	0.810435	0.820562	0.820562	0.820562	0.820562	0.820562	0.820562	0.810435	0.810435	0.820562	0.820562	0.820562	0.820562	0.820562	0.820562	0.820562	0.818414	0.810435	0.820562
Rv2985	information pathways	0.729043	0.729043	0.729043	0.729043	0.729043	0.729043	0.729043	0.729043	0.729043	0.729043	0.729043	0.733664	0.729043	0.735672	0.729043	0.729043	0.729043	0.729043	0.729043	0.729043	0.729043	0.733698	0.729043	0.729043	0.729043	0.729043	0.729043	0.728022	0.729043	0.729043	0.729043	0.729043	0.729494	0.728022	0.735672
Rv2988c	intermediary metabolism and respiration	0.901268	0.901268	0.929538	0.929538	0.929538	0.901268	0.929538	0.901268	0.901268	0.901268	0.929538	0.929538	0.929538	0.901268	0.901268	0.901268	0.901268	0.929538	0.929538	0.929538	0.901268	0.901268	0.901268	0.901268	0.901268	0.901268	0.901268	0.901268	0.89945	0.901268	0.901268	0.901268	0.90978	0.89945	0.929538
Rv2989	regulatory proteins	0.823659	0.823659	0.823659	0.823659	0.823659	0.823659	0.823659	0.823659	0.823659	0.823659	0.823659	0.823659	0.823659	0.823659	0.823659	0.823659	0.823659	0.823659	0.823659	0.823659	0.823659	0.823659	0.823659	0.823659	0.823659	0.823659	0.823659	0.823659	0.823659	0.823659	0.823659	0.823659	0.823659	0.823659	0.823659	0.823659
Rv2991	stable RNAs	0.759822	0.759822	0.746887	0.746887	0.746887	0.759822	0.74938	0.759822	0.759822	0.759822	0.746887	0.746887	0.746887	0.759822	0.759822	0.759822	0.759822	0.746887	0.746887	0.746887	0.759822	0.759822	0.759822	0.759822	0.759822	0.759822	0.759822	0.759822	0.759822	0.759822	0.759822	0.759822	0.755978	0.746887	0.759822
Rv2993c	information pathways	0.73389	0.73389	0.743191	0.73389	0.73389	0.712004	0.73389	0.73389	0.73389	0.73389	0.73389	0.73389	0.73389	0.73389	0.73389	0.73389	0.73389	0.73389	0.73389	0.73389	0.73389	0.726908	0.73389	0.73389	0.73389	0.73389	0.73389	0.73389	0.73389	0.73389	0.73389	0.73389	0.733297	0.712004	0.743191
Rv2994	cell wall and cell processes	0.86329	0.86329	0.867611	0.86329	0.86329	0.860565	0.86329	0.86329	0.86329	0.86329	0.86329	0.86329	0.86329	0.86329	0.86329	0.86329	0.86329	0.86329	0.86329	0.86329	0.860565	0.86329	0.86329	0.86329	0.86329	0.86329	0.86329	0.86329	0.86329	0.86329	0.860565	0.860565	0.863091	0.860565	0.867611
Rv2998	conserved hypothetical	0.950111	0.950111	0.950111	0.950111	0.950111	0.950111	0.950111	0.950111	0.950111	0.950111	0.950111	0.950111	0.950111	0.950111	0.950111	0.950111	0.950111	0.950111	0.950111	0.950111	0.950111	0.950111	0.950111	0.950111	0.950111	0.950111	0.950111	0.950111	0.950111	0.950111	0.950111	0.950111	0.950111	0.950111	0.950111
Rv2998A	intermediary metabolism and respiration	1.28586	1.28586	1.28586	1.28586	1.28586	1.28586	1.28586	1.28586	1.28586	1.28586	1.28586	1.28586	1.28586	1.28586	1.28586	1.28586	1.28586	1.28586	1.28586	1.32484	1.28586	1.28586	1.28586	1.28586	1.28586	1.28586	1.28586	1.28586	1.28586	1.28586	1.28586	1.28586	1.287041	1.28586	1.32484
Rv2999	intermediary metabolism and respiration	0.832041	0.832257	0.826844	0.826844	0.826844	0.826844	0.826844	0.832041	0.826844	0.832041	0.826844	0.826844	0.826844	0.826844	0.826844	0.832041	0.832041	0.826844	0.826844	0.826844	0.826844	0.826844	0.826844	0.832041	0.832041	0.826844	0.826844	0.826844	0.826844	0.82438	0.826844	0.826844	0.826844	0.82438	0.832257
Rv3000	intermediary metabolism and respiration	1.00947	1.00947	1.00947	1.00947	1.00947	1.00947	1.00947	1.00947	1.00947	1.00947	1.00947	1.00947	1.00947	1.00947	1.00947	1.00947	1.00947	1.00947	1.00947	1.00947	1.00947	1.00947	1.00947	1.00947	1.00947	1.00947	1.00947	1.00947	1.00947	1.00947	1.00947	1.00947	1.00947	1.00947	1.00947
Rv3001c	intermediary metabolism and respiration	0.765305	0.756445	0.765305	0.765305	0.765305	0.765305	0.765305	0.765305	0.765305	0.765305	0.765305	0.765305	0.765305	0.762344	0.765305	0.765305	0.765305	0.765305	0.765305	0.765305	0.765305	0.765305	0.765305	0.765305	0.765305	0.765305	0.765305	0.765305	0.765305	0.765305	0.765305	0.765305	0.764947	0.756445	0.765305
Rv3005c	conserved hypothetical	0.998673	0.998673	0.998673	0.998673	0.998673	0.998673	0.998673	0.998673	0.998673	0.998673	0.992921	0.998673	0.998673	0.993012	0.998673	0.998673	0.998673	0.998673	0.998673	0.998673	0.998673	0.998673	0.998673	0.998673	0.998673	0.998673	0.998673	0.998673	0.998673	0.998673	0.998673	0.998673	0.998327	0.992921	0.998673
Rv3006	cell wall and cell processes	0.655779	0.655779	0.655779	0.655779	0.655779	0.655779	0.655779	0.655779	0.655779	0.655779	0.655779	0.653275	0.655779	0.655779	0.655779	0.655779	0.655779	0.655779	0.655779	0.655779	0.655779	0.655779	0.655779	0.655779	0.655779	0.655779	0.655779	0.655779	0.655779	0.655779	0.655779	0.655779	0.655703	0.653275	0.655779
Rv3008	conserved hypothetical	1.00229	1.00229	1.00229	1.00229	1.00229	1.00229	1.00229	1.00229	1.00229	1.00229	1.00229	1.00229	1.00229	0.999782	1.00229	1.00229	1.00229	1.00229	1.00229	1.00229	1.00229	1.00229	1.00229	1.00229	1.00229	1.00229	1.00229	1.00229	1.00229	1.00229	1.00229	1.00229	1.002214	0.999782	1.00229
Rv3009c	information pathways	0.806827	0.810919	0.810919	0.810919	0.810919	0.810919	0.803828	0.806827	0.810919	0.806827	0.810919	0.810919	0.810919	0.810919	0.810919	0.806827	0.806827	0.810919	0.810919	0.810919	0.810919	0.810919	0.810919	0.810919	0.806827	0.806827	0.810919	0.810919	0.810919	0.810919	0.810919	0.810919	0.809836	0.803828	0.810919
Rv3010c	intermediary metabolism and respiration	0.851756	0.842758	0.851756	0.851756	0.851756	0.851756	0.851756	0.851756	0.851756	0.851756	0.851756	0.851756	0.86417	0.851756	0.851756	0.851756	0.851756	0.851756	0.851756	0.851756	0.851756	0.851756	0.851756	0.851756	0.851756	0.851756	0.851756	0.851756	0.851756	0.851756	0.851756	0.851756	0.85186	0.842758	0.86417
Rv3012c	information pathways	0.562832	0.562832	0.562832	0.562832	0.562832	0.562832	0.562832	0.562832	0.562832	0.562832	0.562832	0.562832	0.562832	0.562832	0.562832	0.562832	0.562832	0.562832	0.562832	0.562832	0.562832	0.558333	0.562832	0.562832	0.562832	0.562832	0.562832	0.562832	0.562832	0.562832	0.562832	0.562832	0.562696	0.558333	0.562832
Rv3014c	information pathways	0.682912	0.682912	0.682912	0.682912	0.682912	0.681401	0.682912	0.682912	0.682912	0.682912	0.682912	0.682912	0.682912	0.682912	0.682912	0.682912	0.682912	0.682912	0.682912	0.682912	0.682912	0.682912	0.682912	0.682912	0.682912	0.682912	0.682912	0.682912	0.682912	0.682912	0.682912	0.682912	0.682866	0.681401	0.682912
Rv3015c	conserved hypothetical	0.95649	0.95649	0.95649	0.95649	0.95649	0.95649	0.95649	0.95649	0.95649	0.95649	0.95649	0.95649	0.95649	0.95649	0.95649	0.95649	0.95649	0.95649	0.95649	0.95649	0.95649	0.95649	0.95649	0.95649	0.95649	0.95649	0.95649	0.957161	0.957161	0.957161	0.95649	0.95649	0.956551	0.95649	0.957161
Rv3016	cell wall and cell processes	0.945497	0.945497	1.0036	0.945497	0.945497	0.945497	0.945497	0.945497	0.945497	0.945497	0.945497	0.945497	0.945497	0.945497	0.945497	0.945497	0.945497	0.945497	0.945497	0.945497	0.945497	0.945497	0.945497	0.945497	0.945497	0.945497	0.945497	0.940938	0.945497	0.945497	0.945497	0.945497	0.94712	0.940938	1.0036
Rv3020c	cell wall and cell processes	0.952104	0.952104	0.952104	0.952104	0.952104	0.952104	0.952104	0.952104	0.952104	0.952104	0.952104	0.952104	0.952104	0.952104	0.952104	0.952104	0.952104	0.952104	0.952104	0.952104	0.952104	0.952104	0.952104	0.952104	0.952104	0.952104	0.952104	0.952104	0.947143	0.952104	0.952104	0.952104	0.951954	0.947143	0.952104
Rv3024c	information pathways	0.818611	0.818611	0.819454	0.819454	0.819454	0.818611	0.820281	0.818611	0.818611	0.818611	0.819454	0.818611	0.818611	0.818611	0.818611	0.818611	0.818611	0.819454	0.819454	0.819454	0.818611	0.818611	0.810298	0.818611	0.818611	0.818611	0.818611	0.818611	0.818611	0.818611	0.818611	0.818611	0.818589	0.810298	0.820281
Rv3025c	information pathways	1.05013	1.05013	1.05013	1.05013	1.05013	1.05013	1.05637	1.05013	1.05013	1.05013	1.05013	1.05013	1.05013	1.05013	1.05013	1.05013	1.05013	1.05013	1.05013	1.05013	1.05522	1.05013	1.05013	1.05013	1.05013	1.05013	1.05013	1.05013	1.05013	1.05013	1.05013	1.05013	1.050473	1.05013	1.05637
Rv3027c	intermediary metabolism and respiration	0.857106	0.857106	0.857106	0.857106	0.857106	0.857106	0.857106	0.857106	0.857106	0.857106	0.857106	0.864285	0.857106	0.857106	0.857106	0.857106	0.857106	0.857106	0.857106	0.857106	0.857106	0.857106	0.857106	0.857106	0.857106	0.857106	0.857106	0.857106	0.857106	0.857106	0.857106	0.857106	0.857324	0.857106	0.864285
Rv3032A	conserved hypothetical	0.834583	0.834583	0.834583	0.834583	0.834583	0.834583	0.834583	0.834583	0.834583	0.834583	0.834583	0.834583	0.834583	0.834583	0.834583	0.834583	0.834583	0.834583	0.834583	0.834583	0.834583	0.834583	0.834583	0.834583	0.834583	0.834583	0.834583	0.834583	0.834583	0.834583	0.834583	0.834583	0.834583	0.834583	0.834583
Rv3036c	cell wall and cell processes	0.829566	0.829566	0.829566	0.829566	0.829566	0.829566	0.81691	0.829566	0.829566	0.829566	0.829566	0.832212	0.81691	0.829566	0.829566	0.829566	0.829566	0.829566	0.829566	0.829566	0.829566	0.829566	0.829566	0.829566	0.829566	0.829566	0.829566	0.829566	0.829566	0.829566	0.829566	0.829566	0.828879	0.81691	0.832212
Rv3038c	conserved hypothetical	0.667199	0.667199	0.667199	0.667199	0.667199	0.667199	0.662481	0.667199	0.667199	0.667199	0.667199	0.667199	0.667199	0.667199	0.667199	0.667199	0.667199	0.667199	0.667199	0.667199	0.667199	0.667199	0.667199	0.667199	0.667199	0.667199	0.667199	0.667199	0.667199	0.667199	0.667199	0.667199	0.677354	0.667684	0.662481
Rv3041c	cell wall and cell processes	0.771133	0.771133	0.75866	0.75866	0.75866	0.771049	0.762286	0.771133	0.762286	0.771133	0.762286	0.762286	0.762286	0.762286	0.771133	0.771133	0.771133	0.762286	0.762286	0.762286	0.771049	0.762286	0.771133	0.771133	0.771133	0.762286	0.762286	0.762286	0.762286	0.762286	0.762286	0.771049	0.771049	0.765699	0.75866
Rv3042c	intermediary metabolism and respiration	0.871802	0.870157	0.866408	0.870157	0.866408	0.870157	0.870157	0.871802	0.870157	0.871802	0.870157	0.872652	0.870157	0.874439	0.870157	0.871802	0.871802	0.870157	0.868173	0.870157	0.870157	0.870157	0.870157	0.871802	0.871802	0.870157	0.870157	0.870157	0.87305	0.870157	0.870157	0.870157	0.870512	0.866408	0.874439
Rv3043c	intermediary metabolism and respiration	0.718122	0.718122	0.723836	0.723836	0.723836	0.725097	0.723836	0.718122	0.723836	0.718122	0.723836	0.723836	0.723836	0.723836	0.718122	0.718122	0.718122	0.723836	0.723836	0.723836	0.723836	0.723836	0.718122	0.718122	0.718122	0.723836	0.723836	0.723836	0.723836	0.723836	0.723056	0.723836	0.723836	0.722119	0.718122
Rv3044	conserved hypothetical	0.89477	0.89477	0.89477	0.89477	0.89477	0.89477	0.89477	0.89477	0.89477	0.89477	0.89477	0.89477	0.89477	0.89477	0.89477	0.89477	0.89477	0.89477	0.89477	0.891998	0.89477	0.89477	0.897949	0.89477	0.89477	0.89477	0.89477	0.89477	0.89477	0.890826	0.89477	0.89477	0.894663	0.890826	0.897949
Rv3051c	information pathways	0.565541	0.565541	0.565541	0.565541	0.565541	0.565541	0.565541	0.565541	0.565541	0.565541	0.564581	0.565541	0.565541	0.566487	0.565541	0.565541	0.565541	0.565541	0.565541	0.565541	0.563847	0.561855	0.565541	0.565541	0.565541	0.565541	0.567048	0.567048	0.567048	0.565541	0.565541	0.561855	0.565541	0.565403	0.561855
Rv3053c	information pathways	0.862897	0.862897	0.862897	0.862897	0.862897	0.862897	0.862897	0.862897	0.862897	0.862897	0.862897	0.862897	0.862897	0.862897	0.862897	0.862897	0.862897	0.862897	0.862897	0.862897	0.862897	0.862897	0.862897	0.862897	0.862897	0.862897	0.862897	0.862897	0.862897	0.862897	0.862897	0.862897	0.862897	0.862897	0.862897
Rv3057c	intermediary metabolism and respiration	0.797667	0.797667	0.797667	0.797667	0.797667	0.78773	0.797667	0.797667	0.797667	0.797667	0.797667	0.797667	0.797667	0.793501	0.804705	0.797667	0.797667	0.797667	0.797667	0.797667	0.797667	0.797667	0.797667	0.797667	0.797667	0.797667	0.797667	0.797667	0.793949	0.797667	0.797667	0.797667	0.79734	0.78773	0.804705
Rv3061c	lipid metabolism	0.865453	0.865453	0.865453	0.865453	0.865453	0.866688	0.865453	0.865453	0.865453	0.865453	0.865453	0.865453	0.865453	0.866534	0.865453	0.865453	0.865453	0.865453	0.865453	0.867849	0.866688	0.865453	0.865453	0.865453	0.865453	0.865453	0.865453	0.865453	0.865453	0.866688	0.866777	0.865711	0.867849	0.865453	0.867849
Rv3062	information pathways	0.852761	0.852269	0.856224	0.856614	0.856614	0.852269	0.852474	0.852761	0.852269	0.852761	0.856614	0.852269	0.859972	0.852269	0.84536	0.852761	0.852761	0.865453	0.865453	0.856614	0.856614	0.852269	0.852269	0.852269	0.852761	0.852761	0.852269	0.852269	0.852269	0.852269	0.852269	0.852269	0.853313	0.84536	0.859972
Rv3064c	cell wall and cell processes	0.951637	0.951637	0.951637	0.951637	0.951637	0.951637	0.951637	0.951637	0.951637	0.951637	0.951637	0.951637	0.972581	0.951637	0.951637	0.951637	0.951637	0.951637	0.951637	0.959458	0.951637	0.951637	0.951637	0.951637	0.951637	0.951637	0.951637	0.951637	0.951637	0.951637	0.951637	0.951637	0.952509	0.951637	0.972581
Rv3065	cell wall and cell processes	1.17763	1.17763	1.17763	1.17763	1.17763	1.17763	1.17763	1.17763	1.17763	1.17763	1.17763	1.17763	1.17763	1.17763	1.17763	1.17763	1.17763	1.17763	1.17763	1.17763	1.17763	1.17763	1.17763	1.17763	1.17763	1.17763	1.17763	1.17763	1.17763	1.17763	1.17763	1.17763	1.17763	1.17763	1.17763
Rv3068c	intermediary metabolism and respiration	0.818077	0.818077	0.818077	0.818834	0.818077	0.818077	0.818077	0.818077	0.818077	0.818077	0.817806	0.818077	0.818077	0.818077	0.818077	0.818077	0.818077	0.818077	0.818077	0.818077	0.825816	0.818077	0.818077	0.818077	0.818077	0.818077	0.818077	0.818077	0.818077	0.818077	0.818077	0.818077	0.818326	0.817806	0.825816
Rv3071	conserved hypothetical	0.83393	0.83393	0.83393	0.83393	0.83393	0.83393	0.83393	0.83393	0.83393	0.83393	0.83393	0.83393	0.831806	0.83393	0.83393	0.83393	0.83393	0.83393	0.83393	0.83393	0.83393	0.83393	0.83393	0.83393	0.83393	0.83393	0.83393	0.83393	0.83393	0.83393	0.83393	0.83393	0.833866	0.831806	0.83393
Rv3075c	conserved hypothetical	0.971438	0.971438	0.960903	0.960903	0.960903	0.971438	0.960903	0.971438	0.971438	0.971438	0.960903	0.960903	0.960903	0.971438	0.971438	0.971438	0.971438	0.960903	0.960903	0.960903	0.971438	0.971438	0.971438	0.971438	0.971438	0.971438	0.971438	0.971438	0.971438	0.96766	0.971438	0.971438	0.971438	0.960903	0.971438
Rv3077	intermediary metabolism and respiration	0.718889	0.718083	0.714968	0.714968	0.714968	0.714968	0.714968	0.718889	0.714968	0.718889	0.714968	0.716365	0.714968	0.719239	0.718083	0.718889	0.718889	0.714968	0.714968	0.714968	0.714968	0.718083	0.718083	0.718889	0.718889	0.718083	0.718083	0.718083	0.718083	0.719151	0.718083	0.714968	0.712328	0.716868	0.712328
Rv3078	intermediary metabolism and respiration	0.775777	0.775777	0.775777	0.775777	0.775777	0.775777	0.775777	0.775777	0.775777	0.775777	0.775777	0.775777	0.775777	0.775777	0.775777	0.775777	0.775777	0.775777	0.775777	0.775777	0.775777	0.775777	0.775777	0.775777	0.775777	0.775777	0.775777	0.775777	0.775777	0.775777	0.775777	0.775777	0.775777	0.775777	0.775777
Rv3079c	conserved hypothetical	0.906402	0.906402	0.906402	0.906402	0.906402	0.901543	0.935079	0.906402	0.906402	0.906402	0.906402	0.906402	0.906402	0.906402	0.906402	0.906402	0.906402	0.906402	0.906402	0.906402	0.901543	0.906402	0.906402	0.906402	0.906402	0.906402	0.906402	0.906402	0.906402	0.906402	0.906402	0.901543	0.906682	0.901543	0.935079
Rv3083	intermediary metabolism and respiration	0.591726	0.595706	0.587384	0.587384	0.587384	0.591716	0.591726	0.591726	0.591726	0.591726	0.593005	0.586392	0.591726	0.594746	0.591726	0.591726	0.591726	0.591726	0.591726	0.591726	0.591716	0.591726	0.591726	0.591726	0.591726	0.591726	0.591726	0.591726	0.591726	0.591726	0.591716	0.591716	0.591419	0.586392	0.595706
Rv3089	lipid metabolism	0.640566	0.64463	0.64463	0.64463	0.64463	0.64463	0.64463	0.640566	0.64463	0.640566	0.64463	0.645027	0.64463	0.641811	0.64463	0.640566	0.640566	0.64463	0.64463	0.64463	0.640566	0.640566	0.64463	0.64463	0.640566	0.640566	0.64463	0.64463	0.64463	0.643638	0.64463	0.64463	0.643664	0.640566	0.645027
Rv3090	conserved hypothetical	0.654102	0.654102	0.654102	0.654102	0.654102	0.654102	0.654102	0.654102	0.654102	0.654102	0.654102	0.654102	0.654102	0.654102	0.654102	0.654102	0.654102	0.654102	0.654102	0.654102	0.654102	0.654102	0.654102	0.654102	0.654102	0.654102	0.654102	0.654102	0.654102	0.654102	0.6512	0.654102	0.654102	0.653926	0.6512
Rv3091	conserved hypothetical	0.823894	0.823894	0.823894	0.823894	0.823894	0.817351	0.823894	0.823894	0.823894	0.823894	0.823894	0.818899	0.823894	0.823894	0.823894	0.823894	0.823894	0.823894	0.823894	0.823894	0.817351	0.823894	0.823894	0.823894	0.823894	0.823894	0.823894	0.823894	0.823894	0.822638	0.823894	0.817351	0.817351	0.822911	0.817351
Rv3096	conserved hypothetical	0.787331	0.787331	0.790015	0.790015	0.790015	0.789147	0.790015	0.787331	0.790015	0.787331	0.78849	0.787331	0.790015	0.793621	0.787331	0.787331	0.787331	0.790015	0.790015	0.790015	0.790015	0.787331	0.787331	0.787331	0.787331	0.787331	0.787331	0.787331	0.787331	0.787331	0.787331	0.78757	0.78757	0.78844	0.787331
Rv3099c	conserved hypothetical	0.829047	0.83262	0.829047	0.829047	0.829047	0.829047	0.829047	0.829047	0.829047	0.829047	0.829047	0.829047	0.829047	0.829047	0.829047	0.829047	0.829047	0.829047	0.829047	0.829047	0.829047	0.829047	0.829047	0.829047	0.829047	0.829047	0.829047	0.829047	0.829047	0.829047	0.829047	0.829047	0.829155	0.829047	0.83262
Rv3101c	cell wall and cell processes	0.802487	0.802487	0.802487	0.802487	0.802487	0.802487	0.802487	0.802487	0.802487	0.802487	0.802487	0.806961	0.802487	0.811648	0.802487	0.802487	0.802487	0.802487	0.802487	0.802487	0.802487	0.802487	0.802487	0.802487	0.802487	0.802487	0.802487	0.802487	0.802487	0.802487	0.802487	0.802487	0.8029	0.802487	0.811648
Rv3102c	cell wall and cell processes	0.706964	0.706964	0.71221	0.706964	0.71221	0.706964	0.706964	0.706964	0.706964	0.706964	0.706964	0.706964	0.706964	0.706964	0.706964	0.706964	0.706964	0.706964	0.706964	0.706964	0.706964	0.706964	0.706964	0.706964	0.706964	0.706964	0.706964	0.706964	0.714572	0.691436	0.706964	0.706964

ACCEPTED MANUSCRIPT

Rv3192	conserved hypothetically	1.15453	1.15453	1.15453	1.15453	1.15453	1.15453	1.15453	1.15453	1.15453	1.15453	1.15453	1.15453	1.15453	1.15453	1.15453	1.15453	1.15453	1.15453	1.15453	1.15453	1.15453	1.15453	1.15453	1.15453	1.15453	1.15453	1.15453	1.15453	1.15453	1.15453	1.15453	1.15453	1.15453	1.15453	1.15453	1.15453	1.15453	1.15453
Rv3196	conserved hypothetically	0.94876	0.94876	0.94876	0.94876	0.94876	0.94876	0.94876	0.94876	0.94876	0.94876	0.94876	0.94876	0.94876	0.94876	0.94876	0.94876	0.94876	0.94876	0.94876	0.94876	0.94876	0.94876	0.94876	0.94876	0.94876	0.94876	0.94876	0.94876	0.94876	0.94876	0.94876	0.94876	0.94876	0.94876	0.94876	0.94876	0.94876	0.94876
Rv3197	cell wall and cell processes	0.944615	0.944615	0.934962	0.934962	0.934962	0.944615	0.948202	0.944615	0.944615	0.944615	0.934962	0.934962	0.934962	0.934962	0.938239	0.944615	0.944615	0.944615	0.944615	0.934962	0.934962	0.934962	0.944615	0.95447	0.944615	0.944615	0.944615	0.944615	0.944615	0.944615	0.944615	0.944615	0.944615	0.944615	0.944615	0.944615	0.942196	0.934962	0.95447
Rv3199c	intermediary metabolism and respiration	0.845832	0.845832	0.845537	0.838663	0.845537	0.841859	0.850184	0.845832	0.850184	0.845832	0.838663	0.850184	0.85122	0.845832	0.845832	0.845832	0.845832	0.838663	0.838663	0.838663	0.850184	0.845832	0.845832	0.845832	0.844868	0.844868	0.844868	0.845832	0.845832	0.845832	0.850184	0.850184	0.845474	0.838663	0.85122
Rv3200c	cell wall and cell processes	0.833203	0.833203	0.836332	0.836332	0.836332	0.845466	0.836332	0.833203	0.836332	0.833203	0.836332	0.836332	0.836332	0.836332	0.833203	0.833203	0.833203	0.833203	0.836332	0.836332	0.836332	0.836332	0.833203	0.833203	0.833203	0.833203	0.833203	0.833203	0.832788	0.83566	0.837429	0.836332	0.835092	0.832788	0.845466
Rv3201c	information pathways	0.952535	0.952535	0.952535	0.952535	0.952535	0.952535	0.949821	0.952535	0.952535	0.952535	0.952535	0.952535	0.954552	0.952535	0.952535	0.952535	0.952535	0.952535	0.952535	0.952535	0.952535	0.951795	0.952535	0.952535	0.952861	0.952861	0.952861	0.952535	0.952535	0.952535	0.952535	0.952535	0.952521	0.949821	0.954552
Rv3202c	information pathways	0.946324	0.946324	0.945434	0.945434	0.945434	0.945434	0.945548	0.946324	0.945434	0.946324	0.945434	0.94668	0.945434	0.947268	0.946324	0.946324	0.946324	0.945434	0.945434	0.945434	0.945434	0.946324	0.94453	0.946324	0.946324	0.947523	0.947523	0.947523	0.947523	0.944423	0.944337	0.941663	0.945911	0.941663	0.947523
Rv3204	information pathways	1.00657	1.02339	1.02339	1.02339	1.02339	1.02339	1.02339	1.00657	1.02339	1.00657	1.02339	1.02339	1.02339	1.02339	1.02339	1.00657	1.00657	1.02339	1.02339	1.02339	1.02339	1.02339	1.02339	1.00657	1.00657	1.02339	1.02339	1.02339	1.05451	1.02339	1.02339	1.02339	1.02339	1.020765	1.00657	1.05451
Rv3207c	conserved hypothetically	0.945588	0.951359	0.945588	0.945588	0.945588	0.945588	0.945588	0.945588	0.945588	0.945588	0.945588	0.943248	0.945588	0.945588	0.945588	0.945588	0.945588	0.945588	0.945588	0.945588	0.945588	0.945588	0.945588	0.945588	0.945588	0.945588	0.945588	0.945588	0.945588	0.945588	0.945588	0.945588	0.945592	0.943248	0.951359
Rv3210c	conserved hypothetically	0.753913	0.753913	0.74907	0.74907	0.74907	0.753913	0.753913	0.753913	0.753913	0.753913	0.753913	0.753913	0.753913	0.753913	0.753913	0.753913	0.753913	0.753913	0.753913	0.753913	0.753913	0.753913	0.753913	0.753913	0.749624	0.749624	0.749624	0.749624	0.753913	0.753913	0.753913	0.753913	0.752953	0.74907	0.753913
Rv3211	information pathways	0.741122	0.741122	0.741122	0.741122	0.741122	0.741122	0.741122	0.741122	0.741122	0.741122	0.741122	0.741122	0.741122	0.74704	0.741122	0.741122	0.741122	0.741122	0.741122	0.741122	0.741122	0.741122	0.745736	0.741122	0.741122	0.741122	0.741122	0.741122	0.741122	0.741122	0.741122	0.741122	0.741441	0.741122	0.74704
Rv3212	conserved hypothetically	0.856605	0.856605	0.856605	0.856605	0.856605	0.856605	0.856605	0.856605	0.856605	0.856605	0.856605	0.856605	0.856605	0.856605	0.856605	0.856605	0.856605	0.856605	0.856605	0.856605	0.856605	0.856605	0.856605	0.856605	0.856605	0.856605	0.856605	0.860754	0.856605	0.856605	0.856605	0.856605	0.856731	0.856605	0.860754
Rv3214	intermediary metabolism and respiration	0.74358	0.74358	0.74358	0.736102	0.74358	0.74358	0.74358	0.74358	0.74358	0.74358	0.74358	0.74358	0.74358	0.74358	0.74358	0.74358	0.74358	0.74358	0.74358	0.74358	0.74358	0.74358	0.74358	0.74358	0.74358	0.74358	0.74358	0.74358	0.74358	0.74358	0.74358	0.74358	0.743353	0.736102	0.74358
Rv3217c	cell wall and cell processes	1.1937	1.1937	1.1937	1.1937	1.1937	1.1937	1.1937	1.1937	1.1937	1.1937	1.1937	1.1937	1.1937	1.1937	1.19455	1.1937	1.1937	1.1937	1.1937	1.1937	1.1937	1.1937	1.1937	1.1937	1.1937	1.1937	1.1937	1.1937	1.1937	1.1937	1.1937	1.1937	1.193726	1.1937	1.19455
Rv3218	conserved hypothetically	0.754543	0.754543	0.754543	0.754543	0.755764	0.754543	0.754543	0.754543	0.754543	0.754543	0.754543	0.746552	0.807023	0.754543	0.760765	0.754543	0.754543	0.754543	0.754543	0.75176	0.756563	0.754543	0.754543	0.754543	0.754543	0.754543	0.754543	0.754543	0.754543	0.754543	0.754543	0.754543	0.756094	0.746552	0.807023
Rv3220c	regulatory proteins	0.879696	0.879696	0.880861	0.880861	0.880861	0.879696	0.875785	0.879696	0.879696	0.879696	0.880861	0.871506	0.87413	0.879696	0.879696	0.879696	0.879696	0.880861	0.880861	0.880861	0.879696	0.879696	0.879696	0.879696	0.879696	0.882492	0.882492	0.882492	0.882492	0.879696	0.879696	0.879696	0.879747	0.871506	0.882492
Rv3221c	information pathways	1.11932	1.11932	1.11932	1.11932	1.11932	1.11282	1.11932	1.11932	1.11932	1.11932	1.11932	1.22814	1.11932	1.11932	1.11932	1.11932	1.11932	1.22814	1.22814	1.22814	1.11282	1.11932	1.11932	1.11932	1.11932	1.11932	1.11932	1.11932	1.11932	1.11932	1.11932	1.11282	1.131722	1.11282	1.22814
Rv3221A	information pathways	0.850351	0.850351	0.850351	0.850351	0.850351	0.850351	0.850351	0.850351	0.850351	0.850351	0.850351	0.850351	0.850351	0.850351	0.850351	0.850351	0.850351	0.850351	0.850351	0.850351	0.850351	0.83815	0.850351	0.850351	0.850351	0.850351	0.850351	0.850351	0.850351	0.850351	0.811582	0.811582	0.847632	0.811582	0.850351
Rv3222c	conserved hypothetically	1.14322	1.14322	1.14322	1.14322	1.14322	1.14322	1.14322	1.14322	1.14322	1.14322	1.14322	1.14322	1.14322	1.14322	1.1119	1.14322	1.14322	1.14322	1.14322	1.14322	1.14322	1.14322	1.14322	1.14322	1.14322	1.14322	1.14322	1.14322	1.14322	1.14322	1.14322	1.14322	1.142271	1.1119	1.14322
Rv3229c	lipid metabolism	0.725521	0.725521	0.720613	0.725521	0.720613	0.725521	0.725819	0.725521	0.725521	0.725521	0.725521	0.727091	0.725521	0.725521	0.725521	0.725521	0.725521	0.725521	0.725521	0.725521	0.725521	0.725521	0.725521	0.725521	0.725521	0.725521	0.725521	0.725521	0.725521	0.725521	0.725521	0.725521	0.72528	0.720613	0.727091
Rv3231c	conserved hypothetically	1.20829	1.20829	1.20829	1.20829	1.20829	1.20829	1.20829	1.20829	1.20829	1.20829	1.20829	1.22202	1.20829	1.20829	1.20829	1.20829	1.20829	1.20829	1.20829	1.20829	1.20829	1.20829	1.20829	1.20829	1.20829	1.20829	1.20829	1.20829	1.20829	1.20829	1.20829	1.20829	1.208706	1.20829	1.22202
Rv3232c	intermediary metabolism and respiration	1.05963	1.05963	1.05963	1.05963	1.04581	1.05963	1.04046	1.05963	1.05963	1.05963	1.05963	1.05963	1.05963	1.05963	1.05963	1.05963	1.05963	1.05963	1.05963	1.05963	1.05963	1.05963	1.05963	1.05963	1.05963	1.05963	1.05963	1.04376	1.05963	1.05963	1.05963	1.05963	1.058149	1.04046	1.05963
Rv3234c	lipid metabolism	1.15095	1.15095	1.15095	1.15095	1.15095	1.15095	1.14373	1.15095	1.15095	1.15095	1.15095	1.15095	1.15095	1.15095	1.17378	1.15095	1.15095	1.15095	1.15095	1.15095	1.15095	1.15095	1.15095	1.15095	1.15095	1.15095	1.15095	1.15095	1.15095	1.15095	1.15095	1.15095	1.14899	1.151364	1.14373	1.17378
Rv3235	conserved hypothetically	0.992747	0.992747	1.00936	1.00936	1.00936	0.992747	1.00936	0.992747	0.992747	0.992747	1.00936	1.00936	1.00936	0.992747	0.992747	0.992747	0.992747	1.00936	1.00936	1.00936	0.992747	0.992747	0.992747	0.992747	0.992747	0.992747	0.992747	0.992747	0.992747	0.992747	0.992747	0.992747	0.997781	0.992747	1.00936
Rv3236c	cell wall and cell processes	0.854229	0.854229	0.854229	0.854229	0.854229	0.854229	0.856903	0.854229	0.854229	0.854229	0.857602	0.854229	0.854229	0.854229	0.842688	0.854229	0.854229	0.857602	0.857602	0.857602	0.843893	0.854229	0.854229	0.854229	0.854229	0.857564	0.857564	0.857564	0.854229	0.854229	0.854229	0.854229	0.85446	0.842688	0.857602
Rv3240c	cell wall and cell processes	0.708852	0.708852	0.708852	0.708852	0.708852	0.706153	0.708852	0.708852	0.708852	0.708852	0.708852	0.708852	0.708852	0.707123	0.708852	0.708852	0.708852	0.708852	0.708852	0.708852	0.708852	0.708852	0.708852	0.708852	0.708852	0.708852	0.708852	0.708852	0.708852	0.708852	0.706305	0.708852	0.708641	0.706153	0.708852
Rv3242c	conserved hypothetically	0.843613	0.843396	0.843613	0.843613	0.843613	0.843613	0.843613	0.843613	0.843613	0.843613	0.843613	0.843613	0.860753	0.843613	0.843613	0.843613	0.843613	0.843613	0.843613	0.843613	0.843613	0.843613	0.843613	0.843613	0.843613	0.843613	0.843613	0.843613	0.843613	0.843613	0.843613	0.843613	0.844126	0.843396	0.860753
Rv3244c	cell wall and cell processes	0.807819	0.807819	0.811552	0.811552	0.811552	0.806687	0.807938	0.807819	0.806687	0.807819	0.811552	0.802132	0.811552	0.807819	0.807819	0.807819	0.807819	0.811552	0.811552	0.811552	0.806687	0.807819	0.807819	0.807819	0.807819	0.807819	0.810773	0.811386	0.807819	0.807819	0.806687	0.806687	0.808581	0.802132	0.811552
Rv3245c	regulatory proteins	0.790604	0.790604	0.793582	0.793582	0.793582	0.793582	0.793582	0.790604	0.793582	0.790604	0.793582	0.793582	0.793582	0.793582	0.791706	0.790604	0.790604	0.793582	0.793582	0.793582	0.793582	0.793582	0.793582	0.790604	0.790604	0.791795	0.791795	0.789724	0.793582	0.793582	0.793582	0.793582	0.792488	0.789724	0.793582
Rv3248c	intermediary metabolism and respiration	0.619296	0.619296	0.630665	0.619296	0.630665	0.619296	0.619296	0.619296	0.619296	0.619296	0.619296	0.614087	0.619296	0.619296	0.619296	0.619296	0.619296	0.619296	0.619296	0.619296	0.619296	0.619296	0.619296	0.619296	0.619545	0.619545	0.619545	0.619545	0.619017	0.619128	0.616686	0.616686	0.619686	0.614087	0.630665
Rv3249c	regulatory proteins	0.842662	0.842662	0.842662	0.842662	0.842662	0.854213	0.842662	0.842662	0.842662	0.842662	0.842662	0.842662	0.842662	0.842662	0.842662	0.842662	0.842662	0.842662	0.842662	0.842662	0.842662	0.835647	0.842662	0.842662	0.842662	0.842662	0.842662	0.842662	0.842662	0.842662	0.842662	0.842662	0.842799	0.835647	0.854213
Rv3251c	intermediary metabolism and respiration	1.18852	1.18852	1.18852	1.18852	1.18852	1.18852	1.18852	1.18852	1.18852	1.18852	1.18852	1.18852	1.18852	1.18852	1.18852	1.18852	1.18852	1.18852	1.18852	1.18852	1.18852	1.18852	1.18852	1.18852	1.18852	1.18852	1.18852	1.18852	1.18852	1.18852	1.18852	1.18852	1.18852	1.18852	1.18852
Rv3253c	cell wall and cell processes	0.776427	0.776427	0.776427	0.776427	0.776427	0.771714	0.783847	0.776427	0.776427	0.776427	0.776427	0.776427	0.751753	0.776427	0.776427	0.776427	0.776427	0.776427	0.776427	0.776427	0.776427	0.778324	0.776427	0.776427	0.776427	0.776427	0.776427	0.776427	0.776427	0.776427	0.776427	0.776427	0.775819	0.751753	0.783847
Rv3257c	intermediary metabolism and respiration	0.837802	0.837802	0.840825	0.840825	0.840825	0.840825	0.840825	0.837802	0.840825	0.837802	0.840825	0.840825	0.840825	0.840825	0.837802	0.837802	0.837802	0.840825	0.840825	0.840825	0.840825	0.840825	0.840825	0.837802	0.837802	0.837802	0.842907	0.840825	0.840825	0.840795	0.840825	0.840825	0.840825	0.839971	0.837802
Rv3258c	conserved hypothetically	0.831901	0.831901	0.831901	0.831901	0.831901	0.831901	0.829249	0.831901	0.831901	0.831901	0.831901	0.831901	0.831901	0.831901	0.831901	0.831901	0.831901	0.831901	0.831901	0.831901	0.831901	0.831901	0.831901	0.831901	0.831901	0.831901	0.831901	0.831901	0.831901	0.832869	0.831901	0.831901	0.83185	0.829249	0.832869
Rv3259	conserved hypothetically	0.921588	0.921588	0.921588	0.921588	0.921588	0.906611	0.921588	0.921588	0.921588	0.921588	0.921588	0.921588	0.921588	0.921588	0.921588	0.921588	0.921588	0.921588	0.921588	0.921588	0.921588	0.921588	0.921588	0.921588	0.921588	0.921588	0.921588	0.921588	0.921588	0.921588	0.921588	0.921588	0.921134	0.906611	0.921588
Rv3260c	regulatory proteins	1.12271	1.12271	1.12271	1.12271	1.12271	1.12271	1.12271	1.12271	1.12271	1.12271	1.12271	1.12271	1.12271	1.12271	1.12271	1.12271	1.12271	1.12271	1.12271	1.12271	1.12271	1.12271	1.12271	1.12271	1.12271	1.12271	1.12271	1.12271	1.12271	1.12271	1.12271	1.12271	1.12271	1.12271	1.12271
Rv3261	intermediary metabolism and respiration	0.850008	0.850008	0.850008	0.850008	0.850008	0.850008	0.850008	0.850008	0.850008	0.850008	0.850008	0.850008	0.850008	0.850008	0.850008	0.850008	0.850008	0.850008	0.850008	0.850008	0.850008	0.850008	0.850008	0.850008	0.850008	0.850008	0.850008	0.850008	0.850008	0.850008	0.842111	0.842111	0.849529	0.842111	0.850008
Rv3263	information pathways	0.79773	0.79773	0.79773	0.79773	0.79773	0.79773	0.79773	0.79773	0.79773	0.79773	0.79773	0.79773	0.79773	0.79773	0.79773	0.79773	0.79773	0.79773	0.79773	0.79773	0.79773	0.79773	0.79773	0.79653	0.79773	0.79773	0.79773	0.79773	0.79773	0.79773	0.800483	0.800483	0.797355	0.793561	0.800483
Rv3264c	cell wall and cell processes	0.922233	0.922233	0.922233	0.922233	0.922233	0.922233	0.922233	0.922233	0.922233	0.922233	0.922233	0.922233	0.922233	0.922233	0.922233	0.922233	0.922233	0.922233	0.922233	0.922233	0.922233	0.922233	0.923008	0.922233	0.922233	0.922233	0.917454	0.922233	0.922233	0.92047	0.922233	0.923008	0.922233	0.922233	0.922082
Rv3265c	cell wall and cell processes	0.720482	0.720482	0.720482	0.720482	0.720482	0.720482	0.720482	0.720482	0.720482	0.720482	0.720482	0.720482	0.720482	0.720482	0.722868	0.720482	0.720482	0.720482	0.720482	0.720482	0.720482	0.720482	0.720482	0.720482	0.720482	0.720482	0.720482	0.720482	0.720482	0.720482	0.720482	0.720482	0.720454	0.720482	0.722868
Rv3268	conserved hypothetically	0.919005	0.919005	0.919005	0.919005	0.919005	0.919005	0.919005	0.919005	0.919005	0.919005	0.919005	0.919005	0.919005	0.919005	0.919005	0.919005	0.919005	0.919005	0.919005	0.919005	0.919005	0.919005	0.919005	0.919005	0.919005	0.919005	0.919005	0.919005	0.919005	0.919005	0.919005	0.919005	0.919005	0.919005	0.919005
Rv3269	virulence, detoxification, adaptation	0.8711	0.8711	0.8711	0.8711	0.8711	0.8711	0.8711	0.8711	0.8711	0.8711	0.8711	0.8711	0.8711	0.885568	0.8711	0.8711	0.8711	0.8711	0.8711	0.8711	0.8711	0.8711	0.8711	0.8711	0.8711	0.8711	0.8711	0.8711	0.8711	0.8711	0.8711	0.8711	0.871538	0.8711	0.885568
Rv3274c	lipid metabolism	0.76975	0.76975	0.76975	0.76975	0.76975	0.771347	0.76975	0.76975	0.76975	0.76975	0.76975	0.76975	0.77009	0.76975	0.76975	0.76975	0.76975	0.76975	0.76975	0.76975	0.76975	0.76975	0.76975	0.76975	0.76975	0.76975	0.76975	0.76975	0.76975	0.77033	0.76975	0.76975	0.769826	0.76975	0.771347
Rv3276c	intermediary metabolism and respiration	0.9483	0.9483	0.9483	0.9483	0.9483	0.9483	0.9483	0.9483	0.9483	0.9483	0.979192	0.9483	0.9483	0.9483	0.95069	0.9483	0.9483	0.979192	0.979192	0.979192	0.956484	0.9483	0.9483	0.9483	0.9483	0.9483	0.9483	0.9483	0.9483	0.9483	0.9483	0.9483	0.952365	0.9483	0.979192
Rv3281	lipid metabolism	1.00407	1.00407	1.00407	1.00407	1.00407	1.00407	1.00407	1.00407	1.00407	1.00407	1.00407	1.00407	1.00407	1.00407	1.00407	1.00407	1.00407	1.00407	1.00407	1.00407	1.00407	1.00407	1.00407	1.00407	1.00407	1.00407	1.00407	1.00407	1.00407	1.00407	1.00407	1.00407	1.00407	1.00407	1.00407
Rv3283	intermediary metabolism and respiration	0.669224	0.669224	0.669224	0.669224	0.669224	0.669224	0.669224	0.669224	0.669224	0.669224	0.669224	0.669224	0.669224	0.669224	0.669224	0.669224	0.669224	0.669224	0.669224	0.663049	0.669224	0.669224	0.669224	0.669224	0.669224	0.671524	0.671524	0.669224	0.669224	0.676032	0.669224	0.669224	0.669224	0.663049	0.676032
Rv3284	conserved hypothetically	0.729003	0.729003	0.729003	0.729003	0.729003	0.729003	0.729003	0.729003	0.729003	0.729003	0.729003	0.729003	0.729003	0.729003	0.729003	0.729003	0.729003	0.729003	0.729003	0.729003	0.729003	0.739557	0.729003	0.729003	0.729003	0.729003	0.729003	0.729003	0.729003	0.729003	0.729003	0.729003	0.729323	0.729003	0.739557
Rv3286c	information pathways	0.829436	0.829436	0.829436	0.829436	0.829436	0.829436	0.829436	0.829436	0.829436	0.829436	0.829436	0.829436	0.829436	0.829436	0.829436	0.829436	0.829436	0.829436	0.829436	0.829436	0.829436	0.829436	0.829436	0.829436	0.829436	0.829436	0.829436	0.829436	0.829436	0.829436	0.829436	0.829436	0.829436	0.829436	0.829436
Rv3287c	information pathways	0.620749	0.620749	0.620749	0.620749	0.620749	0.620749	0.620749	0.620749	0.620749	0.620749	0.620749	0.620749	0.624438	0.620749	0.620749	0.620749	0.620749	0.620749	0.620749	0.620749	0.620749	0.620749	0.620749	0.620749	0.620749	0.620749	0.620749	0.620749	0.611305	0.620749	0.620749	0.620749	0.620749	0.611305	0.624438
Rv3288c	conserved hypothetically	0.958271	0.958271	0.958271	0.958271	0.958271	0.977656	0.958271	0.958271	0.958271	0.958271	0.958271	0.958271	0.937187	0.958271	0.958271	0.958271	0.958271	0.958271	0.958271	0.958271	0.958271	0.958271	0.958271	0.958271	0.958271	0.958271	0.958271	0.958271	0.958271	0.958271	0.958271	0.958271	0.95822	0.937187	0.977656
Rv3289c	cell wall and cell processes	1.10186	1.10186	1.07383	1.07383	1.08191	1.05529	1.07383	1.10186	1.07383	1.10186	1.07383	1.07383	1.07383	1.10186	1.10186	1.10186	1.07383	1.07383	1.07383	1.10186	1.05529	1.07383	1.10186	1.10186	1.10186	1.07383	1.07383	1.07383	1.07383	1.07383	1.05529	1.05529	1.080322	1.05529	1.10186
Rv3290c	intermediary metabolism and respiration	0.808379	0.805443	0.808379	0.808379	0.808379	0.80673	0.80963	0.808379	0.808379	0.808379	0.808379	0.810252	0.808379	0.808379	0.808379	0.808379	0.808379	0.808379	0.808379	0.808379	0.80673	0.808379	0.808379	0.808379	0.808379	0.808379	0.808379	0.808379	0.808379	0.810988	0.80673	0.80673	0.808264	0.805443	0.810988
Rv3292	conserved hypothetically	0.914718	0.914718	0.913811	0.903983	0.903983	0.914718	0.914718	0.914718	0.914718	0.914718	0.903983	0.914718	0.914718	0.914718	0.914718	0.914718	0.914718	0.903983	0.903983	0.903983	0.914718	0.914718	0.914718	0.914718	0.914718	0.914718	0.914718	0.914718	0.914718	0.921625	0.914718	0.914718	0.912948	0.903983	0.921625
Rv3294c	conserved hypothetically	0.831322	0.831322	0.831322	0.831322	0.831322	0.831322	0.831322	0.831322	0.831322	0.831322	0.831322	0.831322	0.831322	0.831322	0.831322	0.831322	0.831322	0.831322	0.831322	0.838148	0.831322	0.831322	0.831322	0.831322	0.831322	0.849872	0.849872	0.849872	0.831322	0.831322	0.831322	0.820525	0.820525	0.832561	0.820525
Rv3295	regulatory proteins	0.802356	0.802356	0.802356	0.802356	0.802356	0.802356	0.802356	0.802356	0.802356	0.802356	0.802356	0.802356	0.802356	0.802356	0.802356	0.802356	0.802356	0.802356	0.802356	0.802356	0.801873	0.802356	0.802356	0.802356	0.802356	0.802356	0.802356	0.802356	0.802356	0.805488	0.802356	0.802356	0.802436	0.801873	0.805488
Rv3296	information pathways	0.760746	0.760746	0.763383	0.761322	0.761322	0.761984	0.761322	0.75998	0.761322	0.760746	0.761322	0.762464	0.761322	0.760399	0.760746	0.760746	0.760746	0.761322	0.761322	0.761322	0.761984	0.76158	0.760746	0.760746	0.760746	0.761767	0.761767	0.761767	0.76236	0.76074	0.761356	0.761984	0.761984	0.761337	0.75998
Rv3297	information pathways	0.747281	0.747281	0.745712	0.745712	0.745712	0.750842	0.750842	0.747281	0.750842	0.747281	0.739957	0.750842	0.750842	0.750842	0.747281	0.747281	0.747281	0.745712	0.745712	0.745712	0.750842	0.750842	0.747281	0.747281	0.747281	0.750842	0.750842	0.750842	0.750842	0.750842	0.750842	0.750842	0.7485	0.739957	0.750842
Rv3300c	conserved hypothetically	0.808002	0.808002	0.808002	0.808002	0.808002	0.808002	0.808002	0.808002	0.808002	0.808002	0.808002	0.808002	0.808002	0.808002	0.808002	0.808002	0.808002	0.808002	0.808002	0.808002	0.808002	0.808002	0.808002	0.808002	0.808002	0.808002	0.808002	0.808002	0.808002	0.802524	0.808002	0.808002	0.808002	0.807836	0.802524
Rv3301c	cell wall and cell processes	0.952611	0.952611	0.952611	0.952611	0.952611	0.950839	0.952611	0.952611	0.952611	0.952611	0.952611	0.952611	0.952611	0.952611	0.952611	0.952611	0.952611	0.952611	0.952611	0.952611	0.950839	0.952611	0.952611	0.952611	0.952611	0.952611	0.952611	0.952611

ACCEPTED MANUSCRIPT

Rv3376	conserved hypothetically	0.843446	0.843446	0.843446	0.843446	0.843446	0.843446	0.843446	0.843446	0.843446	0.843446	0.843446	0.843446	0.843446	0.843446	0.843446	0.843446	0.843446	0.843446	0.843446	0.843446	0.843446	0.843446	0.843446	0.848935	0.843446	0.843446	0.843446	0.843446	0.843446	0.843446	0.843446	0.843612	0.843446	0.848935
Rv3377c	intermediary metabolism and respiration	1.14778	1.14778	1.14768	1.14768	1.14768	1.14778	1.134	1.14778	1.14778	1.14778	1.14768	1.1487	1.1311	1.14778	1.14778	1.14778	1.14778	1.14768	1.14768	1.14768	1.14778	1.14778	1.14778	1.14778	1.14778	1.14778	1.14778	1.14778	1.14687	1.14778	1.15418	1.15418	1.147224	1.1311	1.15418
Rv3382c	cell wall and cell processes	1.14647	1.14647	1.14647	1.14647	1.14647	1.14647	1.14647	1.14647	1.14647	1.14647	1.14647	1.14647	1.14396	1.14647	1.14647	1.14647	1.14647	1.14924	1.14647	1.14647	1.14647	1.14647	1.14647	1.14647	1.14647	1.14647	1.15246	1.14647	1.14647	1.14647	1.14647	1.14174	1.146516	1.14174	1.15246
Rv3387	virulence, detoxification, adaptation	0.749393	0.749393	0.749393	0.749393	0.749393	0.749393	0.749393	0.749393	0.749393	0.749393	0.749393	0.749393	0.749393	0.749393	0.749393	0.749393	0.749393	0.749393	0.749393	0.749393	0.749393	0.749393	0.749393	0.749393	0.749393	0.749393	0.749393	0.749393	0.749393	0.749393	0.749393	0.749393	0.749393	0.749393	0.749393
Rv3392c	lipid metabolism	0.749402	0.749402	0.750958	0.750958	0.750958	0.750958	0.750958	0.749402	0.750958	0.749402	0.750958	0.750958	0.750958	0.749402	0.749402	0.749402	0.749402	0.750958	0.742209	0.750958	0.750958	0.749402	0.749402	0.749402	0.749402	0.749402	0.744956	0.749402	0.749402	0.750958	0.750958	0.750958	0.749709	0.742209	0.750958
Rv3394c	conserved hypothetically	0.904536	0.904536	0.901524	0.901524	0.901524	0.894816	0.904536	0.904536	0.904536	0.904536	0.904536	0.904536	0.904536	0.904536	0.904536	0.904536	0.904536	0.904536	0.904536	0.904536	0.904536	0.909033	0.904536	0.904536	0.904536	0.904536	0.903965	0.904536	0.904536	0.904536	0.904536	0.904087	0.894816	0.909033
Rv3396c	intermediary metabolism and respiration	0.81887	0.81887	0.81887	0.81887	0.81887	0.814055	0.81887	0.81887	0.81887	0.81887	0.81887	0.824006	0.81887	0.81887	0.81887	0.81887	0.81887	0.81808	0.81887	0.81887	0.81887	0.81887	0.81887	0.81887	0.81887	0.81887	0.81887	0.81887	0.822078	0.81887	0.81887	0.81887	0.818953	0.814055	0.824006
Rv3398c	lipid metabolism	0.898988	0.898988	0.933127	0.933127	0.933127	0.942787	0.933127	0.898988	0.933127	0.898988	0.933127	0.933127	0.933127	0.933127	0.898988	0.898988	0.898988	0.933127	0.933127	0.933127	0.942787	0.933127	0.898988	0.898988	0.898988	0.933127	0.933127	0.933127	0.929018	0.933127	0.933127	0.933127	0.923243	0.898988	0.942787
Rv3403c	conserved hypothetically	0.791367	0.792003	0.785339	0.784374	0.785339	0.792003	0.792003	0.791367	0.792003	0.791367	0.785339	0.793682	0.792003	0.783714	0.792003	0.791367	0.791367	0.785339	0.785339	0.785339	0.792003	0.792003	0.792003	0.791367	0.791367	0.792003	0.792003	0.792003	0.789899	0.792003	0.792003	0.792003	0.790161	0.783714	0.793682
Rv3406	intermediary metabolism and respiration	0.68796	0.68796	0.68796	0.68796	0.68796	0.68796	0.705942	0.68796	0.68796	0.68796	0.68796	0.68796	0.68796	0.68796	0.688012	0.68796	0.68796	0.68796	0.68796	0.68796	0.68796	0.68796	0.68796	0.68796	0.68796	0.68796	0.68796	0.68796	0.685723	0.681044	0.68796	0.68796	0.688229	0.681044	0.705942
Rv3407	virulence, detoxification, adaptation	1.59167	1.59167	1.59167	1.59167	1.59167	1.59167	1.59167	1.59167	1.59167	1.59167	1.59167	1.59167	1.59167	1.59167	1.59167	1.59167	1.59167	1.59167	1.59167	1.59167	1.59167	1.59167	1.59167	1.59167	1.59167	1.55003	1.55003	1.55003	1.59167	1.59167	1.59167	1.59167	1.587885	1.55003	1.59167
Rv3410c	intermediary metabolism and respiration	0.813263	0.811222	0.813014	0.813014	0.813014	0.811222	0.811222	0.813263	0.811222	0.813263	0.813014	0.811222	0.811222	0.811222	0.810043	0.813263	0.813263	0.813014	0.813014	0.813014	0.811222	0.811222	0.811222	0.813263	0.813263	0.811222	0.811222	0.811222	0.811222	0.811222	0.811222	0.811222	0.811999	0.810043	0.813263
Rv3411c	intermediary metabolism and respiration	0.773926	0.773926	0.774918	0.774918	0.774918	0.77661	0.769645	0.773926	0.774918	0.773926	0.774918	0.774918	0.774918	0.774918	0.769202	0.774351	0.773926	0.773926	0.774918	0.774918	0.774918	0.77661	0.774918	0.773926	0.773926	0.773926	0.775005	0.776021	0.775005	0.776021	0.774918	0.77661	0.774608	0.769202	0.77661
Rv3413c	conserved hypothetically	1.20479	1.20479	1.20479	1.20479	1.20479	1.20479	1.20479	1.20479	1.20479	1.20479	1.20479	1.20479	1.20479	1.20479	1.20479	1.20479	1.20479	1.20479	1.20479	1.20479	1.20479	1.20479	1.20479	1.20479	1.20479	1.20479	1.20479	1.20479	1.20479	1.20479	1.20479	1.20479	1.20479	1.20479	1.20479
Rv3415c	conserved hypothetically	1.06608	1.06608	1.06608	1.06608	1.06608	1.06608	1.06608	1.06608	1.06608	1.06608	1.06608	1.06608	1.06608	1.06608	1.07164	1.06608	1.06608	1.06608	1.06608	1.06608	1.06608	1.06846	1.06608	1.06608	1.06608	1.07205	1.07205	1.06608	1.06671	1.06608	1.06608	1.06608	1.066702	1.06608	1.07205
Rv3417c	virulence, detoxification, adaptation	0.804175	0.800464	0.804175	0.804175	0.804175	0.804175	0.80179	0.804175	0.804175	0.804175	0.804175	0.804175	0.804175	0.804175	0.804175	0.804175	0.804175	0.804175	0.804175	0.804175	0.804175	0.804175	0.804175	0.804175	0.804175	0.804175	0.804175	0.804175	0.804175	0.804175	0.804175	0.804175	0.80399	0.800464	0.804175
Rv3421c	conserved hypothetically	0.788079	0.788079	0.788079	0.788079	0.788079	0.788079	0.788079	0.788079	0.788079	0.788079	0.788079	0.788079	0.788079	0.788079	0.788079	0.788079	0.788079	0.788079	0.788079	0.788079	0.788079	0.788079	0.788079	0.788079	0.788079	0.788079	0.788079	0.788079	0.790521	0.788079	0.788079	0.788079	0.788153	0.788079	0.790521
Rv3433c	conserved hypothetically	0.767516	0.767516	0.760276	0.760276	0.760276	0.767516	0.760276	0.767516	0.761855	0.767516	0.767516	0.767516	0.760276	0.760276	0.765977	0.767516	0.767516	0.760276	0.760276	0.760276	0.767516	0.767516	0.767516	0.767516	0.767516	0.767516	0.767516	0.767516	0.767516	0.767516	0.767516	0.767516	0.765323	0.760276	0.767516
Rv3434c	cell wall and cell processes	0.726469	0.726469	0.726469	0.726469	0.726469	0.726469	0.730639	0.726469	0.726469	0.726469	0.726469	0.726469	0.726469	0.726469	0.726469	0.726469	0.726469	0.726469	0.726469	0.726469	0.726469	0.726469	0.726469	0.726469	0.726469	0.726469	0.726469	0.726469	0.726469	0.726469	0.726469	0.726469	0.726595	0.726469	0.730639
Rv3439c	conserved hypothetically	1.18185	1.18185	1.18185	1.18185	1.18185	1.18185	1.16871	1.18185	1.18185	1.18185	1.18185	1.18185	1.18185	1.18185	1.18393	1.18185	1.18185	1.18185	1.18185	1.18185	1.18185	1.18185	1.18185	1.1888	1.18185	1.18185	1.17985	1.18185	1.18185	1.18185	1.18185	1.18185	1.181665	1.16871	1.1888
Rv3440c	conserved hypothetically	0.692394	0.711707	0.711707	0.711707	0.711707	0.711707	0.711707	0.692394	0.711707	0.692394	0.711707	0.711707	0.711707	0.711707	0.711707	0.692394	0.692394	0.711707	0.711707	0.711707	0.711707	0.711707	0.692394	0.692394	0.711707	0.711707	0.711707	0.711707	0.711707	0.711707	0.711707	0.711707	0.70761	0.692394	0.711707
Rv3442c	information pathways	0.81477	0.81477	0.81477	0.81477	0.81477	0.819192	0.81477	0.81477	0.81477	0.81477	0.81477	0.81477	0.81474	0.81477	0.838528	0.81477	0.81477	0.81477	0.81477	0.81477	0.819192	0.81477	0.81477	0.81477	0.81477	0.832033	0.81477	0.81477	0.81477	0.81477	0.819192	0.819192	0.816548	0.81474	0.838528
Rv3443c	information pathways	0.477394	0.477394	0.483118	0.483118	0.483118	0.477394	0.477394	0.477394	0.477394	0.477394	0.483118	0.477394	0.477394	0.477394	0.477394	0.477394	0.477394	0.483118	0.483118	0.483118	0.477394	0.477394	0.477394	0.477394	0.477394	0.477394	0.477394	0.477394	0.477394	0.477394	0.477394	0.478466	0.478466	0.477394	0.483118
Rv3445c	cell wall and cell processes	0.775833	0.775833	0.775833	0.775833	0.775833	0.775833	0.775833	0.775833	0.775833	0.775833	0.775833	0.775833	0.775833	0.785892	0.775833	0.775833	0.775833	0.775833	0.775833	0.775833	0.775833	0.775833	0.775833	0.775833	0.775833	0.775833	0.784638	0.775833	0.775833	0.775833	0.775833	0.775833	0.776405	0.775833	0.785892
Rv3448	cell wall and cell processes	0.905648	0.905648	0.905648	0.905648	0.905648	0.912322	0.905091	0.905648	0.905648	0.905648	0.905648	0.905648	0.906817	0.905648	0.905648	0.905648	0.905648	0.905648	0.905648	0.905648	0.912322	0.903202	0.905648	0.905648	0.905648	0.905648	0.905648	0.905648	0.905648	0.903202	0.912322	0.912322	0.906327	0.903202	0.912322
Rv3449	intermediary metabolism and respiration	0.950346	0.950346	0.947271	0.947271	0.953238	0.950346	0.947271	0.950346	0.950346	0.950346	0.947271	0.971323	0.947271	0.950346	0.950346	0.950346	0.950346	0.947271	0.947271	0.947271	0.952332	0.955467	0.950346	0.950346	0.950346	0.955467	0.955467	0.955467	0.955467	0.955467	0.953021	0.953021	0.951632	0.947271	0.971323
Rv3457c	information pathways	0.648461	0.648461	0.644583	0.644583	0.644583	0.648461	0.646896	0.648461	0.648461	0.648461	0.648461	0.639963	0.646896	0.641012	0.648461	0.648461	0.648461	0.648461	0.648461	0.648461	0.648461	0.648461	0.648461	0.648461	0.648461	0.648461	0.648461	0.648461	0.645636	0.648461	0.648461	0.648461	0.647445	0.639963	0.648461
Rv3458c	information pathways	0.619401	0.619401	0.619401	0.619401	0.619401	0.619401	0.619401	0.619401	0.619401	0.619401	0.619401	0.619401	0.619401	0.619401	0.619401	0.619401	0.619401	0.619401	0.619401	0.619401	0.626623	0.619401	0.619401	0.619401	0.619401	0.619401	0.619401	0.619401	0.619401	0.619401	0.619401	0.619401	0.61962	0.619401	0.626623
Rv3459c	information pathways	0.796917	0.796917	0.796665	0.796665	0.796665	0.796917	0.796665	0.796917	0.796917	0.796917	0.796665	0.796665	0.796665	0.796917	0.796917	0.796917	0.796917	0.796917	0.796665	0.796665	0.796665	0.796917	0.796917	0.796917	0.776988	0.796917	0.796917	0.796917	0.796917	0.796917	0.796917	0.796917	0.796237	0.776988	0.796917
Rv3461c	information pathways	0.858414	0.858414	0.858414	0.858414	0.858414	0.858414	0.858414	0.858414	0.858414	0.858414	0.858414	0.858414	0.858414	0.858414	0.858414	0.858414	0.858414	0.858414	0.858414	0.858414	0.858414	0.858414	0.858414	0.858414	0.858414	0.858414	0.858414	0.858414	0.858414	0.858414	0.858414	0.858414	0.858414	0.858414	0.858414
Rv3462c	information pathways	1.06483	1.06483	1.06483	1.06483	1.06483	1.06483	1.06483	1.06483	1.06483	1.06483	1.06483	1.06483	1.06483	1.06483	1.06483	1.06483	1.06483	1.06483	1.06483	1.06483	1.06483	1.06483	1.06483	1.06483	1.06483	1.06483	1.06483	1.06483	1.06483	1.06483	1.06483	1.1022	1.06483	1.065962	1.06483
Rv3463	conserved hypothetically	1.1085	1.1085	1.1085	1.1085	1.1085	1.01781	1.1085	1.1085	1.1085	1.1085	1.1085	1.1085	1.1085	1.00922	1.0033	1.1085	1.1085	1.1085	1.1085	1.1085	1.1085	1.1085	1.1085	1.1085	1.1085	1.1085	1.1085	1.1085	1.1085	1.1085	1.1085	1.1085	1.108646	1.0033	1.01781
Rv3464	intermediary metabolism and respiration	0.69095	0.69095	0.69095	0.69095	0.69095	0.69095	0.69095	0.69095	0.69095	0.69095	0.69095	0.69095	0.69095	0.691892	0.69095	0.69095	0.69095	0.680336	0.69095	0.69095	0.69095	0.69095	0.69095	0.69095	0.69095	0.69095	0.69095	0.69095	0.69095	0.69095	0.69095	0.69095	0.690657	0.680336	0.691892
Rv3471c	conserved hypothetically	1.19404	1.1827	1.19404	1.19404	1.19404	1.19404	1.19404	1.19404	1.19404	1.19404	1.19404	1.17621	1.19404	1.19404	1.19404	1.19404	1.19404	1.19404	1.19404	1.19404	1.19404	1.19404	1.19404	1.19404	1.19404	1.19404	1.19404	1.19404	1.19404	1.19404	1.19404	1.19404	1.193156	1.17621	1.19404
Rv3473c	virulence, detoxification, adaptation	0.93697	0.93697	0.93697	0.93697	0.93697	0.93697	0.927366	0.93697	0.93697	0.93697	0.941919	0.93697	0.93697	0.93697	0.93697	0.93697	0.93697	0.93697	0.93697	0.93697	0.93697	0.93697	0.93697	0.93697	0.93697	0.93697	0.93697	0.93697	0.93697	0.93697	0.93697	0.93697	0.936829	0.927366	0.941919
Rv3476c	cell wall and cell processes	0.780629	0.763401	0.762408	0.762408	0.762408	0.767013	0.762408	0.780629	0.767013	0.780629	0.762408	0.762408	0.762408	0.76147	0.763401	0.780629	0.780629	0.762408	0.762408	0.762408	0.767013	0.767013	0.763401	0.780629	0.780629	0.767013	0.769571	0.767013	0.767013	0.767013	0.767013	0.767013	0.768087	0.76147	0.780629
Rv3479	cell wall and cell processes	0.860438	0.861384	0.855303	0.855303	0.855303	0.857336	0.857336	0.860438	0.857336	0.860438	0.855303	0.857336	0.857336	0.857336	0.859915	0.860438	0.860438	0.855303	0.855303	0.861873	0.857336	0.860971	0.85837	0.860438	0.860438	0.859915	0.859915	0.85837	0.859915	0.860888	0.859915	0.857336	0.858556	0.855303	0.861873
Rv3480c	lipid metabolism	0.770751	0.770751	0.770751	0.770751	0.770751	0.767393	0.772325	0.770751	0.770751	0.770751	0.770751	0.771163	0.770751	0.769204	0.770751	0.770751	0.770751	0.770751	0.770751	0.770751	0.767393	0.770751	0.767878	0.770751	0.770751	0.770751	0.770751	0.770751	0.770751	0.770751	0.767393	0.76805	0.77029	0.767393	0.772325
Rv3481c	cell wall and cell processes	1.15818	1.15818	1.15818	1.15818	1.15818	1.15818	1.22398	1.15818	1.15818	1.15818	1.15818	1.15818	1.15818	1.15818	1.15818	1.15818	1.15818	1.15818	1.15818	1.15818	1.15818	1.15818	1.15818	1.15818	1.15818	1.15818	1.15818	1.15818	1.15818	1.15818	1.15818	1.15818	1.160174	1.15818	1.22398
Rv3486	conserved hypothetically	0.894522	0.894522	0.894522	0.894522	0.894522	0.894522	0.894522	0.894522	0.894522	0.894522	0.894522	0.894522	0.903413	0.892144	0.894522	0.894522	0.894522	0.894522	0.894522	0.894522	0.894522	0.894522	0.894522	0.894522	0.894522	0.894522	0.894522	0.894522	0.901701	0.894522	0.894522	0.894522	0.894937	0.892144	0.903413
Rv3487c	intermediary metabolism and respiration	0.94779	0.94779	0.94779	0.94779	0.94779	0.94779	0.94779	0.94779	0.94779	0.94779	0.94779	0.94779	0.94779	0.941249	0.94779	0.94779	0.94779	0.94779	0.94779	0.94779	0.94779	0.949511	0.94779	0.94779	0.94779	0.94779	0.933258	0.933258	0.933258	0.933258	0.94779	0.94779	0.94779	0.945882	0.933258
Rv3488	conserved hypothetically	0.571383	0.571383	0.571383	0.571383	0.571383	0.571383	0.571383	0.571383	0.571383	0.571383	0.571383	0.572954	0.571383	0.571383	0.571383	0.571383	0.571383	0.571383	0.571383	0.571383	0.571383	0.571383	0.571383	0.571383	0.571383	0.571383	0.571383	0.571383	0.571383	0.571383	0.571383	0.571383	0.571431	0.571383	0.572954
Rv3496c	cell wall and cell processes	0.845982	0.845982	0.845982	0.845982	0.845982	0.845982	0.853805	0.845982	0.845982	0.845982	0.845982	0.845982	0.845982	0.83714	0.845982	0.845982	0.845982	0.845982	0.845982	0.845982	0.845982	0.845982	0.845982	0.845982	0.845982	0.845982	0.845982	0.845982	0.845982	0.845982	0.845982	0.845982	0.846762	0.83714	0.87273
Rv3497c	virulence, detoxification, adaptation	0.767022	0.767022	0.764259	0.767022	0.767022	0.767022	0.759491	0.767022	0.767022	0.767022	0.767022	0.767022	0.781233	0.767022	0.767022	0.767022	0.767022	0.767022	0.767022	0.767022	0.767022	0.767022	0.767022	0.767022	0.767022	0.767022	0.768426	0.768426	0.768426	0.767022	0.767022	0.767022	0.767268	0.759491	0.781233
Rv3502c	intermediary metabolism and respiration	0.786541	0.786541	0.786541	0.786541	0.786541	0.787739	0.786541	0.786541	0.786541	0.786541	0.786541	0.785887	0.786541	0.786541	0.786541	0.786541	0.786541	0.786541	0.786541	0.786541	0.795783	0.786541	0.786541	0.786541	0.786541	0.786541	0.786541	0.786541	0.786541	0.786541	0.787739	0.787739	0.78691	0.785887	0.795783
Rv3503c	intermediary metabolism and respiration	0.897003	0.897003	0.897003	0.897003	0.897003	0.897003	0.897003	0.897003	0.897003	0.897003	0.897003	0.897003	0.897003	0.897003	0.897003	0.897003	0.897003	0.897003	0.897003	0.897003	0.897003	0.897003	0.897003	0.897003	0.897003	0.897003	0.897003	0.897003	0.897003	0.897003	0.897003	0.897003	0.897003	0.897003	0.897003
Rv3505	lipid metabolism	0.919314	0.919314	0.919314	0.919314	0.919314	0.919314	0.919314	0.919314	0.919314	0.919314	0.919314	0.914208	0.919314	0.919314	0.919314	0.919314	0.919314	0.919314	0.919314	0.919314	0.919314	0.919314	0.919314	0.919314	0.919314	0.919314	0.927186	0.919314	0.919314	0.919314	0.919314	0.919314	0.919398	0.914208	0.927186
Rv3509c	intermediary metabolism and respiration	1.00252	1.00252	1.00252	1.00199	1.00252	1.00252	1.00893	1.00252	1.00252	1.00252	1.00252	1.00252	1.00252	1.00252	1.00252	1.00252	1.00252	1.00252	1.00252	1.00252	1.00252	1.00252	1.00252	1.00252	1.00252	1.00252	1.00252	1.00252	1.00252	1.00252	1.00252	1.00252	1.002477	0.995223	1.00893
Rv3516	lipid metabolism	0.937247	0.937002	0.937002	0.937002	0.937002	0.937002	0.937002	0.937247	0.937002	0.937247	0.937002	0.937002	0.937002	0.937002	0.937002	0.937247	0.937247	0.937002	0.937002	0.937002	0.937002	0.937002	0.937002	0.937247	0.937247	0.937002	0.937002	0.937247	0.937002	0.937002	0.937002	0.937002	0.937069	0.937002	0.937247
Rv3517	conserved hypothetically	0.692577	0.692577	0.694981	0.694981	0.694981	0.692577	0.692577	0.692577	0.692577	0.692577	0.692577	0.692577	0.704589	0.692577	0.692577	0.692577	0.692577	0.692577	0.692577	0.692577	0.692577	0.692577	0.692577	0.692577	0.692577	0.692577	0.692577	0.692577	0.692577	0.692577	0.692577	0.692577	0.69316	0.692577	0.704589
Rv3520c	intermediary metabolism and respiration	0.826587	0.826587	0.826587	0.826587	0.826587	0.829404	0.826587	0.826587	0.826587	0.826587	0.826587	0.826587	0.835818	0.826587	0.826587	0.826587	0.826587	0.826587	0.826587	0.826587	0.826587	0.826587	0.826587	0.826587	0.826587	0.826587	0.81992	0.826587	0.826587	0.826587	0.83179	0.826587	0.826908	0.81992	0.835818
Rv3521	conserved hypothetically	0.807455	0.813167	0.813167	0.813167	0.813167	0.811178	0.813167	0.807455	0.813167	0.807455	0.813167	0.813167	0.813167	0.813167	0.807455	0.825028	0.813167	0.813167	0.807455	0.807455	0.813167	0.811178	0.813167	0.813167	0.807455	0.807455	0.813167	0.813167	0.813167	0.813167	0.811178	0.811178	0.812074	0.807455	0.825028
Rv3524	cell wall and cell processes	0.877151	0.877151	0.877151	0.877151	0.877151	0.877151	0.881922	0.877151	0.877151	0.877151	0.877151	0.877151	0.868817	0.877151	0.877151	0.877151	0.877151	0.877151	0.878652	0.877151	0.877151	0.877151	0.877151	0.877151	0.877151	0.877151	0.877151	0.877151	0.877151	0.877151	0.877151	0.877151	0.877089	0.868817	0.881922
Rv3527	conserved hypothetically	1.16161	1.16161	1.16161	1.16161	1.16161	1.16161	1.16161	1.16161	1.16161	1.16161	1.16161	1.16161	1.16161	1.16161	1.16161	1.16161	1.16161	1.16161	1.16161	1.16161	1.16161	1.14966	1.16161	1.16161	1.16161	1.16161	1.16161	1.16161	1.13595	1.16161	1.16161	1.16161	1.16047	1.13595	1.16161
Rv3528c	conserved hypothetically	1.03831	1.03831	1.03831	1.03831	1.03831	1.03831	1.03831	1.03831	1.03831	1.03831	1.05469	1.03831	1.02355	1.03873	1.03831	1.03831	1.03831	1.05469	1.03831	1.03831	1.03831	1.01851	1.03831	1.03831	1.03831	1.06071	1.06071	1.06071	1.06071	1.03831	1.01851	1.03831	1.03831	1.040383	1.01851
Rv3531c	conserved hypothetically	0.741126	0.741126	0.761858	0.761858	0.761858	0.741126	0.770549	0.741126	0.741126	0.741126	0.761858	0.770025	0.770549	0.741126	0.741126	0.741126	0.741126	0.761858	0.761858	0.761858	0.741126	0.741126	0.741126	0.741126	0.741126	0.734762	0.734762	0.741126	0.741126	0.741126	0.741126	0.744118	0.747978	0.734762	0.770549
Rv3535c	intermediary metabolism and respiration	0.723942	0.723942	0.723942	0.723942	0.723942	0.729785	0.723942	0.723942	0.723942	0.723942	0.723942	0.723942	0.723942	0.723942	0.723942	0.723942	0.723942	0.723942	0.723942	0.723942	0.729785	0.723942	0.728594	0.723942	0.723942	0.719223	0.723942	0.723942	0.723942	0.723942	0.723942	0.729785	0.729785	0.724648	0.719223
Rv3536c	intermediary metabolism and respiration	0.787868	0.787868	0.787868	0.787868	0.787868	0.787868	0.787868	0.787868	0.787868	0.787868	0.787868	0.787868	0.787868	0.787868	0.787868	0.787868	0.787868	0.787868	0.787868	0.787868	0.787868	0.787868	0.787868	0.787868	0.787868	0.787868	0.787868	0.787868	0.787868	0.787868	0.787868	0.787885	0.787324	0.787885	0.787868
Rv3537	intermediary metabolism and respiration	0.761805	0.761805	0.761805	0.761805	0.761805	0.761805	0.761805	0.761805	0.761805	0.761805	0.761805	0.761805	0.761805	0.761805	0.761805	0.761805	0.761805	0.761805	0.761805	0.761805	0.762471	0.761805	0.761805	0.761805	0.761805	0.766406	0.766406	0.766406	0.761805	0.761805	0.761805	0.761805	0.762243	0.761805	0.766406
Rv3541c	conserved hypothetically	0.62796	0.62796	0.62796	0.62796	0.62796	0.62796	0.62796	0.62796	0.62796	0.62796	0.62796	0.62796	0.62796	0.62796	0.62796	0.62796	0.62796	0.62796	0.62796	0.62796	0.62796	0.62796	0.62796	0.62796	0.62796	0.62796	0.62796	0.62796	0.62796	0.62796	0.62796	0.62796	0.62796	0.62796

ACCEPTED MANUSCRIPT

Rv3603c	conserved hypotheticals	0.933027	0.933027	0.933027	0.933027	0.933027	0.933027	0.933027	0.933027	0.933027	0.933027	0.933027	0.933027	0.931538	0.933027	0.933027	0.933027	0.933027	0.933027	0.933027	0.933027	0.933027	0.933027	0.933027	0.933027	0.933027	0.933027	0.933027	0.933027	0.933027	0.933027	0.949852	0.949852	0.934002	0.931538	0.949852
Rv3604c	cell wall and cell processes	0.919524	0.919524	0.919524	0.919524	0.919524	0.919524	0.916378	0.919524	0.919524	0.919524	0.919524	0.917466	0.919524	0.919524	0.919524	0.919524	0.919524	0.919524	0.919524	0.919524	0.919524	0.919524	0.919524	0.919524	0.919524	0.919524	0.919524	0.919524	0.918916	0.919524	0.919524	0.919524	0.928705	0.919626	0.916378	0.928705
Rv3607c	intermediary metabolism and respiration	0.808807	0.808807	0.808807	0.808807	0.808807	0.808807	0.808807	0.808807	0.808807	0.808807	0.808807	0.808807	0.808807	0.808807	0.808807	0.808807	0.808807	0.808807	0.808807	0.808807	0.808807	0.808807	0.808807	0.808807	0.808807	0.808807	0.808807	0.808807	0.808807	0.808807	0.808807	0.808807	0.808807	0.808807	0.808807	0.808807	0.808807	0.808807
Rv3611	conserved hypotheticals	1.17787	1.17787	1.17787	1.17787	1.17787	1.17787	1.17625	1.17787	1.17787	1.17787	1.17787	1.17787	1.17787	1.17787	1.17787	1.17787	1.17787	1.17787	1.17787	1.17787	1.18018	1.17787	1.17911	1.17787	1.17787	1.17787	1.17787	1.17787	1.17787	1.17787	1.17787	1.17787	1.17928	1.17625	1.18018
Rv3612c	conserved hypotheticals	0.901785	0.901785	0.901785	0.901785	0.901785	0.901785	0.886334	0.901785	0.901785	0.901785	0.901785	0.901785	0.901785	0.901785	0.901785	0.901785	0.901785	0.901785	0.901785	0.901785	0.901785	0.901785	0.901785	0.901785	0.901785	0.901785	0.901785	0.901785	0.901785	0.901785	0.901785	0.901785	0.901317	0.886334	0.901785
Rv3613c	conserved hypotheticals	1.10889	1.10889	1.10889	1.10889	1.10889	1.10889	1.10889	1.10889	1.10889	1.10889	1.10889	1.10889	1.10889	1.10889	1.10889	1.10889	1.10889	1.10889	1.10889	1.10889	1.10889	1.10889	1.10889	1.10889	1.10889	1.10889	1.10889	1.10889	1.10889	1.10889	1.10889	1.10889	1.10889	1.10889	1.10889	1.10889	1.10889	1.10889
Rv3615c	cell wall and cell processes	0.935236	0.935236	0.935236	0.935236	0.935236	0.935236	0.935236	0.935236	0.935236	0.935236	0.935236	0.970176	0.935236	0.935236	0.935236	0.935236	0.935236	0.935236	0.935236	0.935236	0.935236	0.935236	0.935236	0.935236	0.935236	0.935236	0.935236	0.935236	0.935236	0.935236	0.935236	0.935236	0.936295	0.935236	0.970176
Rv3618	intermediary metabolism and respiration	0.882922	0.882922	0.882922	0.882922	0.882922	0.888225	0.882922	0.882922	0.882922	0.882922	0.882922	0.882922	0.882922	0.882922	0.882922	0.882922	0.882922	0.882922	0.882922	0.882922	0.882922	0.891719	0.885295	0.882922	0.882922	0.882922	0.884758	0.884758	0.884758	0.882922	0.882922	0.885295	0.882922	0.891719	0.883927	0.882922	0.891719
Rv3625c	cell wall and cell processes	1.09895	1.09895	1.09895	1.09895	1.09895	1.09895	1.1017	1.09895	1.09895	1.09895	1.09895	1.09895	1.09895	1.09895	1.09895	1.09895	1.09895	1.09895	1.09895	1.09895	1.10338	1.09895	1.09895	1.09895	1.09895	1.09895	1.09895	1.09895	1.09895	1.12683	1.09895	1.09895	1.09895	1.100012	1.09895	1.12683
Rv3627c	conserved hypotheticals	0.947	0.947	0.939856	0.939856	0.939856	0.941501	0.939856	0.947	0.941501	0.947	0.939856	0.939856	0.939856	0.947	0.947	0.947	0.947	0.939856	0.939856	0.939856	0.941501	0.947	0.947	0.947	0.947	0.947	0.947	0.947	0.947	0.947	0.941501	0.941501	0.944002	0.939856	0.947
Rv3629c	cell wall and cell processes	0.87728	0.87728	0.87728	0.87728	0.87728	0.87728	0.874515	0.87728	0.87728	0.87728	0.87728	0.87728	0.869825	0.87728	0.87728	0.87728	0.87728	0.87728	0.87728	0.87728	0.87728	0.87728	0.87728	0.87728	0.87728	0.87728	0.87728	0.87728	0.87728	0.87728	0.87728	0.87728	0.87697	0.869825	0.87728
Rv3630	cell wall and cell processes	1.05516	1.05664	1.05854	1.05854	1.05854	1.05064	1.0504	1.05516	1.05664	1.05516	1.05854	1.05516	1.05664	1.06348	1.05664	1.05516	1.05516	1.05854	1.05854	1.05854	1.05064	1.05664	1.05664	1.05516	1.05516	1.05516	1.05664	1.06087	1.05664	1.05664	1.05516	1.05064	1.05064	1.056014	1.0504	1.06348
Rv3631	intermediary metabolism and respiration	0.688003	0.688003	0.688003	0.688003	0.688003	0.683734	0.688003	0.688003	0.688003	0.688003	0.688003	0.688003	0.688003	0.688003	0.688003	0.688003	0.688003	0.688003	0.688003	0.688003	0.688003	0.688003	0.688003	0.688003	0.688003	0.688003	0.688003	0.688003	0.688003	0.688003	0.690497	0.688003	0.667686	0.687334	0.667686	0.690497
Rv3633	conserved hypotheticals	0.899098	0.899098	0.899098	0.899098	0.899098	0.899098	0.899098	0.899098	0.899098	0.899098	0.899098	0.899098	0.892152	0.899098	0.899098	0.899098	0.899098	0.903553	0.899098	0.899098	0.899098	0.899098	0.899098	0.899098	0.899098	0.899098	0.899098	0.899098	0.8903	0.899098	0.944471	0.899098	0.899098	0.899098	0.900131	0.8903	0.944471
Rv3635	cell wall and cell processes	1.00196	0.998917	0.999227	0.999227	0.999227	0.999227	1.00196	1.00196	1.00196	1.00196	1.00196	0.999227	1.00196	1.00263	1.00177	1.00561	1.00196	1.00196	1.00196	0.999227	0.999227	0.999227	1.00196	1.00196	1.00196	1.00196	1.00196	1.00196	1.00196	1.00196	1.00196	1.00196	1.00196	1.001413	0.998917	1.00561
Rv3641c	cell wall and cell processes	0.735489	0.735489	0.735489	0.735489	0.735489	0.735489	0.735489	0.735489	0.735489	0.735489	0.735489	0.735489	0.735489	0.735489	0.735489	0.735489	0.735489	0.735489	0.735489	0.735489	0.735489	0.735489	0.735489	0.735489	0.735489	0.735489	0.735489	0.743096	0.735489	0.735489	0.735489	0.735489	0.735489	0.73572	0.735489	0.743096
Rv3643	conserved hypotheticals	0.498402	0.498402	0.498402	0.498402	0.498402	0.498402	0.498402	0.498402	0.498402	0.498402	0.498402	0.498402	0.498402	0.498402	0.498402	0.498402	0.498402	0.498402	0.498402	0.498402	0.498402	0.498402	0.498402	0.498402	0.498402	0.498402	0.498402	0.498402	0.498402	0.498402	0.498402	0.498402	0.498402	0.498402	0.498402	0.498402
Rv3644c	information pathways	0.900754	0.900754	0.900754	0.900754	0.900754	0.901627	0.899081	0.900754	0.900754	0.900754	0.900754	0.90582	0.896285	0.900754	0.900754	0.900754	0.900754	0.900754	0.900754	0.900754	0.901627	0.899964	0.900754	0.900754	0.900754	0.900754	0.900754	0.900754	0.900754	0.900754	0.892729	0.901627	0.900534	0.892729	0.90582
Rv3645	cell wall and cell processes	0.855739	0.855739	0.848685	0.855664	0.855664	0.858806	0.849565	0.855739	0.855739	0.855739	0.857214	0.855739	0.855739	0.855739	0.855739	0.855739	0.855739	0.855739	0.853386	0.853386	0.853386	0.859967	0.855739	0.85343	0.855739	0.855739	0.855739	0.855739	0.855739	0.855739	0.852199	0.858806	0.858806	0.855394	0.848685	0.859967
Rv3648c	virulence, detoxification, adaptation	0.913257	0.913257	0.913257	0.913257	0.913257	0.913257	0.910806	0.913257	0.913257	0.913257	0.913257	0.913257	0.913257	0.913257	0.16384	0.913257	0.913257	0.913257	0.913257	0.913257	0.913257	0.913257	0.913257	0.913257	0.913257	0.913257	0.913257	0.913257	0.913257	0.913257	0.913257	0.913257	0.913257	0.920776	0.910806	0.16384
Rv3649	stable RNAs	0.835114	0.835114	0.834658	0.834658	0.834658	0.836462	0.836462	0.835114	0.836462	0.835114	0.833115	0.8412	0.836305	0.83574	0.832729	0.835114	0.835114	0.833115	0.833115	0.833115	0.836462	0.835219	0.835114	0.835114	0.835114	0.836462	0.836462	0.836462	0.834061	0.836462	0.835219	0.836462	0.836462	0.83538	0.832729	0.8412
Rv3651	stable RNAs	0.945807	0.945807	0.945807	0.946346	0.945807	0.945807	0.945807	0.945807	0.945807	0.945807	0.945807	0.945807	0.945807	0.945807	0.945807	0.945807	0.945807	0.945807	0.945807	0.945807	0.945807	0.945807	0.951695	0.945807	0.945807	0.945807	0.945807	0.945807	0.945807	0.951695	0.945807	0.945807	0.94618	0.945807	0.951695
Rv3655c	conserved hypotheticals	0.803637	0.803637	0.797497	0.797497	0.797497	0.797497	0.797497	0.803637	0.803628	0.803637	0.797497	0.797497	0.797497	0.789811	0.803637	0.803637	0.803637	0.797497	0.797497	0.797497	0.797497	0.797497	0.797497	0.797497	0.803637	0.803637	0.803637	0.797497	0.797497	0.797497	0.797497	0.797497	0.79931	0.789811	0.803637
Rv3657c	cell wall and cell processes	1.19283	1.19283	1.19283	1.19283	1.19283	1.19283	1.19074	1.19283	1.19283	1.19283	1.19283	1.19283	1.19283	1.19283	1.19283	1.19283	1.19283	1.19283	1.19283	1.19283	1.19283	1.19283	1.19283	1.19283	1.19283	1.19283	1.19283	1.19283	1.19283	1.19283	1.19283	1.19283	1.192767	1.19074	1.19283
Rv3661	stable RNAs	0.819398	0.819398	0.819398	0.819398	0.819398	0.819398	0.818622	0.819398	0.819398	0.819398	0.819398	0.822968	0.819398	0.814673	0.819398	0.819398	0.819398	0.819398	0.819398	0.819398	0.819398	0.819398	0.819398	0.814916	0.819398	0.819398	0.819398	0.819398	0.819398	0.819398	0.819398	0.819398	0.819398	0.819204	0.814673	0.822968
Rv3666c	cell wall and cell processes	0.73958	0.73958	0.738947	0.738947	0.738947	0.738939	0.738194	0.73958	0.738194	0.73958	0.738947	0.737575	0.738194	0.738194	0.73958	0.73958	0.73958	0.738947	0.738947	0.738947	0.738939	0.750485	0.73958	0.73958	0.73958	0.742911	0.742911	0.742911	0.742911	0.742911	0.742911	0.738939	0.738939	0.740075	0.737575	0.750485
Rv3667	lipid metabolism	0.762731	0.760448	0.762274	0.762731	0.762731	0.762731	0.762731	0.762731	0.762731	0.762731	0.762731	0.766707	0.762731	0.756845	0.761696	0.762731	0.762731	0.762731	0.762731	0.762731	0.762731	0.762731	0.762731	0.761882	0.762731	0.762731	0.762731	0.765602	0.762731	0.762731	0.762731	0.765867	0.761426	0.762675	0.756845	0.766707
Rv3670	virulence, detoxification, adaptation	0.896702	0.896702	0.896702	0.896702	0.896702	0.896702	0.886277	0.896702	0.896702	0.896702	0.896702	0.896702	0.896702	0.895205	0.896702	0.896702	0.896702	0.896702	0.896702	0.896702	0.896702	0.896702	0.896702	0.896702	0.896702	0.896702	0.896702	0.896702	0.896702	0.896702	0.896702	0.896702	0.896341	0.886277	0.896702
Rv3671c	intermediary metabolism and respiration	0.997108	0.997108	0.998762	0.998762	0.998762	0.998762	1.00093	0.997108	0.998762	0.997108	0.998053	0.997108	0.998762	0.995951	0.997108	0.997108	0.997108	0.998053	0.998053	0.998053	0.998762	0.998762	0.997108	0.997108	0.997108	0.998762	0.998762	0.998762	0.998762	0.998762	1.00837	0.998762	0.998762	0.998396	0.995951	1.00837
Rv3672c	conserved hypotheticals	0.78174	0.78174	0.78174	0.78174	0.78174	0.78174	0.78174	0.78174	0.78174	0.78174	0.78174	0.78174	0.780653	0.78174	0.78174	0.78174	0.78174	0.78174	0.78174	0.78174	0.78174	0.78174	0.78174	0.78174	0.78174	0.78174	0.78174	0.78174	0.78174	0.78174	0.78174	0.791366	0.791366	0.78229	0.780653	0.791366
Rv3673c	intermediary metabolism and respiration	0.910971	0.910971	0.910971	0.910971	0.910971	0.901643	0.910971	0.910971	0.910971	0.910971	0.910971	0.910971	0.910971	0.910971	0.910971	0.910971	0.910971	0.910971	0.910971	0.910971	0.901643	0.910971	0.910971	0.910971	0.910971	0.910971	0.910971	0.910971	0.910971	0.910971	0.923222	0.889181	0.889181	0.909456	0.889181	0.923222
Rv3674c	information pathways	0.854011	0.854011	0.854011	0.854011	0.854011	0.854011	0.854011	0.854011	0.854011	0.854011	0.854011	0.854011	0.854011	0.854011	0.854011	0.854011	0.854011	0.854011	0.854011	0.854011	0.854011	0.854011	0.854011	0.854011	0.854011	0.854011	0.854011	0.854011	0.854011	0.85208	0.85208	0.85208	0.853777	0.85208	0.854011
Rv3675	cell wall and cell processes	1.04546	1.04546	1.04546	1.04546	1.04546	1.04546	1.04546	1.04546	1.04546	1.04546	1.04546	1.04546	1.04546	1.04546	1.04546	1.04546	1.04546	1.04546	1.04546	1.04546	1.04546	1.04546	1.04546	1.04546	1.04546	1.04546	1.04546	1.04546	1.04546	1.04546	1.04546	1.04546	1.04546	1.04546	1.04546	1.04546
Rv3678c	conserved hypotheticals	0.819471	0.819471	0.819471	0.819471	0.819471	0.819471	0.819471	0.819471	0.819471	0.819471	0.819471	0.819471	0.819471	0.819471	0.819471	0.819471	0.819471	0.835867	0.819471	0.819471	0.819471	0.819471	0.819471	0.819471	0.819471	0.819471	0.819471	0.819471	0.819471	0.819471	0.819471	0.819471	0.819968	0.819471	0.835867
Rv3678A	conserved hypotheticals	0.635524	0.635524	0.635524	0.635524	0.635524	0.635524	0.635524	0.635524	0.635524	0.635524	0.635524	0.635524	0.635524	0.635524	0.635524	0.635524	0.635524	0.635524	0.635524	0.635524	0.635524	0.635524	0.635524	0.635524	0.635524	0.635524	0.635524	0.635524	0.635524	0.635524	0.635524	0.668297	0.668297	0.63751	0.635524	0.668297
Rv3683	conserved hypotheticals	0.853261	0.834309	0.853261	0.853261	0.853261	0.853261	0.852136	0.853261	0.853261	0.853261	0.853261	0.853261	0.853261	0.853261	0.853261	0.853261	0.853261	0.853261	0.853261	0.853261	0.853261	0.853261	0.853261	0.853261	0.853261	0.853261	0.853261	0.853261	0.853261	0.853261	0.853261	0.853261	0.852653	0.834309	0.853261
Rv3689	cell wall and cell processes	0.88641	0.88641	0.883015	0.883015	0.883015	0.885321	0.889411	0.88641	0.885321	0.88641	0.883015	0.885321	0.885321	0.885321	0.88641	0.88641	0.88641	0.883015	0.883015	0.883015	0.883857	0.88641	0.88641	0.88641	0.88641	0.88641	0.88641	0.88641	0.88641	0.884048	0.88641	0.885321	0.883876	0.885357	0.883015	0.889411
Rv3690	cell wall and cell processes	0.914908	0.914908	0.914908	0.914908	0.914908	0.914908	0.914908	0.914908	0.914908	0.914908	0.914908	0.914908	0.914908	0.914908	0.914908	0.914908	0.914908	0.914908	0.914908	0.914908	0.914908	0.914908	0.914908	0.914908	0.914908	0.914908	0.914908	0.914908	0.914908	0.914908	0.914908	0.914908	0.914908	0.914908	0.914908	0.914908
Rv3691	conserved hypotheticals	1.06236	1.06236	1.06236	1.06236	1.06236	1.06236	1.06236	1.06236	1.06236	1.06236	1.06236	1.06236	1.06236	1.06236	1.06236	1.06236	1.06236	1.06236	1.06236	1.06236	1.06236	1.06236	1.06236	1.06236	1.06236	1.06236	1.06236	1.07053	1.07053	1.07053	1.07059	1.06236	1.06236	1.0636	1.06236	1.07059
Rv3696c	intermediary metabolism and respiration	0.854912	0.854912	0.854956	0.854956	0.854956	0.854956	0.8533	0.854912	0.854956	0.854912	0.854956	0.854827	0.847418	0.854956	0.854912	0.854912	0.854912	0.854956	0.854956	0.852497	0.854956	0.854912	0.855051	0.854912	0.854912	0.854912	0.854912	0.854912	0.854912	0.862484	0.854912	0.84892	0.854956	0.851159	0.854513	0.847418
Rv3697c	virulence, detoxification, adaptation	0.91726	0.91726	0.919002	0.919002	0.919002	0.91726	0.919002	0.91726	0.91726	0.91726	0.919002	0.919002	0.919002	0.91726	0.91726	0.91726	0.91726	0.919002	0.919002	0.919002	0.91726	0.91726	0.91726	0.91726	0.91726	0.91726	0.91726	0.91726	0.91726	0.915836	0.91726	0.91726	0.91726	0.917745	0.915836	0.919002
Rv3698	conserved hypotheticals	0.725881	0.725881	0.725881	0.725881	0.725881	0.725881	0.725881	0.725881	0.725881	0.725881	0.719073	0.720378	0.725881	0.726417	0.725881	0.725881	0.725881	0.719073	0.719073	0.719073	0.725881	0.725881	0.725881	0.725881	0.725881	0.725881	0.725881	0.725881	0.725881	0.725881	0.725881	0.725881	0.724905	0.719073	0.726417
Rv3699	conserved hypotheticals	0.774368	0.774368	0.774368	0.774368	0.774368	0.774233	0.774368	0.774368	0.774368	0.774368	0.774368	0.774368	0.774368	0.774368	0.774368	0.774368	0.774368	0.774368	0.774368	0.774368	0.774368	0.767085	0.774368	0.774368	0.774368	0.774368	0.774368	0.774368	0.774368	0.774368	0.774368	0.760057	0.774233	0.774233	0.773697	0.760057
Rv3701c	conserved hypotheticals	1.01142	1.01142	1.01142	1.01142	1.01142	1.01142	1.01142	1.01142	1.01142	1.01142	1.01142	1.01142	1.01142	1.01142	1.01142	1.01142	1.01142	1.01142	1.01142	1.01142	1.01142	1.01142	1.01142	1.01142	1.01142	1.01142	1.01142	1.01142	1.01142	1.01142	1.01142	1.01142	1.01142	1.01142	1.01142	1.01142
Rv3702c	conserved hypotheticals	0.924005	0.924005	0.924005	0.924005	0.924005	0.924005	0.924005	0.924005	0.924005	0.924005	0.924005	0.924005	0.924005	0.924005	0.924005	0.924005	0.924005	0.924005	0.924005	0.924005	0.924005	0.924005	0.924005	0.924005	0.924005	0.924005	0.924005	0.924005	0.924005	0.924005	0.924005	0.924005	0.924005	0.924005	0.924005	0.924005
Rv3703c	conserved hypotheticals	0.792227	0.792227	0.796739	0.796739	0.796739	0.796739	0.796739	0.792227	0.796739	0.792227	0.796739	0.792227	0.796739	0.799986	0.798676	0.792227	0.792227	0.796739	0.796739	0.796739	0.796739	0.792227	0.791058	0.792227	0.792227	0.796739	0.796739	0.796739	0.799732	0.790108	0.796739	0.796739	0.796739	0.795246	0.790108	0.799986
Rv3705A	intermediary metabolism and respiration	1.36559	1.36559	1.36559	1.36559	1.36559	1.36559	1.36559	1.36559	1.36559	1.36559	1.36559	1.36559	1.36559	1.36559	1.36559	1.36559	1.36559	1.36559	1.36559	1.36559	1.36559	1.36559	1.36559	1.36559	1.36559	1.36559	1.36559	1.36559	1.36559	1.36559	1.36559	1.36559	1.35399	1.365238	1.35399	1.36559
Rv3708c	intermediary metabolism and respiration	0.863572	0.863572	0.875969	0.875969	0.875969	0.875969	0.875969	0.863572	0.875969	0.863572	0.875969	0.875969	0.875969	0.875969	0.863572	0.863572	0.863572	0.875969	0.875969	0.875969	0.875969	0.863572	0.863572	0.863572	0.875969	0.875969	0.875969	0.875969	0.863572	0.875969	0.875969	0.875969	0.875969	0.871461	0.863572	0.875969
Rv3709c	intermediary metabolism and respiration	0.771807	0.771807	0.771807	0.771807	0.771807	0.771807	0.76689	0.771807	0.771807	0.771807	0.771807	0.771807	0.771807	0.771807	0.771807	0.771807	0.771807	0.771807	0.771807	0.771807	0.771807	0.771807	0.771807	0.771807	0.771807	0.771807	0.771807	0.771807	0.771807	0.771807	0.770296	0.771807	0.770296	0.771566	0.76689	0.771807
Rv3711c	information pathways	0.938515	0.957666	0.920673	0.922485	0.920673	0.922485	0.922485	0.938515	0.922485	0.938515	0.922485	0.922485	0.922485	0.915919	0.920544	0.938515	0.938515	0.922485	0.922485	0.922485	0.919699	0.938515	0.920544	0.938515	0.938515	0.915919	0.915919	0.915919	0.920544	0.915919	0.915919	0.909983	0.909983	0.925115	0.909983	0.957666
Rv3712	intermediary metabolism and respiration	0.681658	0.681658	0.680043	0.680043	0.680043	0.681658	0.680043	0.681658	0.681658	0.681658	0.680043	0.674885	0.680043	0.681658	0.681658	0.681658	0.681658	0.680043	0.680043	0.680043	0.681658	0.681658	0.681658	0.681658	0.681658	0.681658	0.681658	0.681658	0.681658	0.681658	0.681658	0.681658	0.681658	0.681011	0.674885	0.681658
Rv3713	intermediary metabolism and respiration	1.10102	1.10102	1.12702	1.12702	1.12702	1.12702	1.12702	1.10102	1.12702	1.10102	1.12702	1.12702	1.12702	1.10102	1.10102	1.10102	1.10102	1.12702	1.12702	1.12702	1.12702	1.10102	1.10102	1.10102	1.10102	1.12876	1.12876	1.12876	1.10102	1.10102	1.10102	1.12702	1.12702	1.11536	1.10102	1.12876
Rv3715c	information pathways	0.925124	0.925124	0.925124	0.925124	0.925124	0.925124	0.925124	0.925124	0.925124	0.925124	0.924423	0.925124	0.925124	0.925124	0.925124	0.925124	0.925124	0.925124	0.925124	0.925124	0.925124	0.927603	0.925124	0.925124	0.925124	0.919362	0.919362	0.919362	0.925124	0.925124	0.925124	0.925124	0.924654	0.919362	0.927603
Rv3716c	conserved hypotheticals	0.840806	0.840806	0.840806	0.840806	0.839949	0.814892	0.840806	0.840806	0.840806	0.840806	0.840806	0.840806	0.840806	0.840806	0.840806	0.840806	0.840806	0.840806	0.840806	0.840806	0.840806	0.840806	0.840806	0.840806	0.840806	0.840806	0.840806	0.840806	0.840806	0.840806	0.814892	0.814892	0.838424	0.814892	0.840806
Rv3717	conserved hypotheticals	0.759805	0.759805	0.759805	0.759805	0.759805	0.759805	0.759805	0.759805	0.759805	0.759805	0.759805	0.759805	0.759805	0.759805	0.759805	0.759805	0.759805	0.759805	0.759805	0.759805	0.759805	0.759805	0.759805	0.759805	0.759805	0.759805	0.759805	0.759805	0.759805	0.759805	0.750613	0.794059	0.759805	0.760564	0.750613	0.794059
Rv3718c	conserved hypotheticals	0.565484	0.565484	0.565484	0.565484	0.565484	0.565484	0.565484	0.565484	0.565484	0.565484	0.565484	0.565484	0.565484	0.565484	0.565484	0.565484	0.565484	0.565484	0.565484	0.565484	0.565484	0.565484	0.558906	0.565484	0.565484	0.565484	0.565484	0.565484	0.565484	0.565484	0.565484	0.565484	0.565284	0.558906	0.565484
Rv3722c	stable RNAs	0.730783	0.730783	0.730783	0.730783	0.730783	0.730783	0.730783	0.730783	0.730783	0.730783	0.730783	0.730783	0.731113	0.730783	0.730783	0.730783	0.730783	0.730783	0.730783	0.730783	0.730783	0.730783	0.730783	0.730783	0.730783	0.728395	0.728395	0.728395	0.728395	0.728395	0.730783	0.730783	0.730431	0.728395	0.731113
Rv3724B	cell wall and cell processes	0.87588	0.87588	0.87588	0.87588	0.87588	0.869817	0.87588	0.87588	0.87588	0.87588	0.87588	0.865103	0.87588	0.87588	0.87588	0.87588	0.87588	0.87588	0.87588	0.87588	0.87588	0.869817	0.87588	0.87588	0.87588	0.87588	0.87588	0.87588	0.87588	0.877103	0.877103	0.877103	0.869817	0.869817	0.865103	0.877103
Rv3725	intermediary metabolism and respiration	0.959089	0.959089	0.959089	0.962302	0.959089	0.959089	0.964758	0.959089	0.959089	0.959089	0.959089	0.936668	0.959089	0.959089	0.959089	0.959089	0.959089	0.959089	0.959089	0.959089	0.959089	0.959089	0.959089	0.959089	0.959089	0.959089

ACCEPTED MANUSCRIPT

Rv3807c	cell wall and cell processes	0.804742	0.804742	0.807897	0.804995	0.807897	0.804742	0.804742	0.804742	0.804742	0.804742	0.807897	0.804742	0.804742	0.804742	0.804742	0.804742	0.804742	0.804995	0.807897	0.804995	0.804742	0.804742	0.804742	0.804742	0.804742	0.804742	0.804742	0.804742	0.804742	0.804742	0.804742	0.804742	0.804742	0.805147	0.804742	0.807897
Rv3808c	cell wall and cell processes	0.785392	0.785392	0.792361	0.792361	0.792361	0.785392	0.785392	0.785392	0.785392	0.785392	0.792361	0.785392	0.785392	0.78493	0.785392	0.785392	0.785392	0.792361	0.792361	0.792361	0.785392	0.785392	0.785392	0.785392	0.785392	0.785392	0.785392	0.785392	0.785392	0.787264	0.785392	0.785392	0.785392	0.785392	0.786913	0.78493	0.792361
Rv3809c	cell wall and cell processes	0.772068	0.772068	0.772068	0.772068	0.758538	0.772068	0.772068	0.772068	0.772068	0.772068	0.772068	0.772068	0.772068	0.772068	0.772068	0.772068	0.772068	0.772068	0.772068	0.772068	0.772068	0.772068	0.772068	0.772068	0.772068	0.772068	0.772068	0.772068	0.772068	0.772068	0.772068	0.772068	0.772068	0.772068	0.771658	0.758538	0.772068
Rv3811	conserved hypothetically	0.975854	0.975854	0.975854	0.975854	0.975854	0.968967	0.97625	0.975854	0.975854	0.975854	0.975854	0.975854	0.975854	0.975854	0.975854	0.975854	0.975854	0.975854	0.975854	0.975854	0.976427	0.975854	0.975854	0.975854	0.975854	0.975854	0.975854	0.975854	0.975854	0.955247	0.975854	0.976427	0.976427	0.975085	0.955247	0.976427
Rv3813c	conserved hypothetically	0.843514	0.843514	0.843514	0.843514	0.843514	0.843514	0.843514	0.843514	0.843514	0.843514	0.843514	0.854778	0.843514	0.843514	0.843514	0.843514	0.843514	0.843514	0.843514	0.843514	0.843514	0.843514	0.843514	0.843514	0.843514	0.849691	0.843514	0.843514	0.843514	0.843514	0.840566	0.843514	0.843514	0.843953	0.840566	0.854778
Rv3814c	intermediary metabolism and respiration	0.686657	0.686657	0.686657	0.686657	0.686657	0.686657	0.686657	0.686657	0.686657	0.686657	0.686657	0.686657	0.686657	0.686657	0.686657	0.686657	0.686657	0.686657	0.686657	0.686657	0.686657	0.686657	0.686657	0.686657	0.686657	0.686657	0.6964	0.686657	0.686657	0.686657	0.686657	0.686657	0.686657	0.686952	0.686657	0.6964
Rv3815c	intermediary metabolism and respiration	0.89956	0.89956	0.89956	0.89956	0.89956	0.911576	0.89956	0.89956	0.89956	0.89956	0.89956	0.89956	0.89956	0.89956	0.89956	0.89956	0.89956	0.89956	0.904849	0.89956	0.911576	0.89956	0.89956	0.89956	0.89956	0.905023	0.905023	0.905023	0.905023	0.89956	0.89956	0.911576	0.911576	0.901839	0.89956	0.911576
Rv3816c	intermediary metabolism and respiration	0.875479	0.875479	0.875479	0.875479	0.875479	0.886117	0.875479	0.875479	0.875479	0.875479	0.875479	0.875479	0.875479	0.875479	0.875479	0.875479	0.875479	0.875479	0.875479	0.875479	0.886117	0.875479	0.875479	0.875479	0.875479	0.875479	0.875479	0.875479	0.875479	0.875479	0.875479	0.886117	0.886117	0.876768	0.875479	0.886117
Rv3817	intermediary metabolism and respiration	0.85754	0.85754	0.85754	0.85754	0.85754	0.85754	0.85754	0.85754	0.85754	0.85754	0.85754	0.85754	0.85754	0.847684	0.85754	0.85754	0.85754	0.85754	0.85754	0.85754	0.85754	0.85754	0.85754	0.85754	0.85754	0.85754	0.85754	0.85754	0.85754	0.85754	0.858302	0.85754	0.85754	0.857264	0.847684	0.858302
Rv3819	conserved hypothetically	0.783244	0.783244	0.783244	0.783244	0.783244	0.783244	0.796168	0.783244	0.783244	0.783244	0.783244	0.783244	0.783244	0.78661	0.783244	0.783244	0.783244	0.783244	0.783244	0.783244	0.783244	0.783244	0.783244	0.783244	0.783244	0.783244	0.783244	0.783244	0.783244	0.783244	0.783244	0.783244	0.783244	0.783738	0.783244	0.796168
Rv3821	cell wall and cell processes	1.30411	1.30411	1.30411	1.30411	1.30411	1.31089	1.33735	1.30411	1.30411	1.30411	1.30411	1.28613	1.30411	1.30411	1.30411	1.30411	1.30411	1.30411	1.30411	1.30411	1.31089	1.30411	1.30411	1.30411	1.30411	1.30411	1.30411	1.30411	1.31791	1.30411	1.30411	1.30411	1.30411	1.305402	1.28613	1.33735
Rv3823c	cell wall and cell processes	0.966679	0.966679	0.971693	0.971693	0.971693	0.963063	0.963063	0.966679	0.963063	0.966679	0.964226	0.960462	0.963063	0.965182	0.963598	0.966679	0.966679	0.972508	0.964226	0.967825	0.963063	0.966679	0.966679	0.966679	0.966679	0.964616	0.964616	0.964616	0.964616	0.964616	0.966679	0.963063	0.963063	0.965791	0.960462	0.972508
Rv3824c	lipid metabolism	0.87651	0.87651	0.893323	0.893323	0.893323	0.87651	0.893323	0.87651	0.87651	0.87651	0.892806	0.893323	0.906599	0.87651	0.880619	0.87651	0.87651	0.893323	0.893323	0.87651	0.87651	0.87651	0.87651	0.87651	0.87651	0.87651	0.87651	0.87651	0.87651	0.87651	0.869948	0.88433	0.88433	0.881882	0.869948	0.906599
Rv3830c	stable RNAs	0.960554	0.960554	0.960554	0.960554	0.960554	0.960554	0.952288	0.960554	0.960554	0.960554	0.960554	0.960554	0.951008	0.960554	0.960554	0.960554	0.960554	0.960554	0.960554	0.960554	0.960554	0.960554	0.960554	0.960554	0.960554	0.960554	0.960554	0.960554	0.972328	0.960554	0.95864	0.960554	0.981634	0.960952	0.951008	0.981634
Rv3832c	stable RNAs	0.960727	0.960727	0.960727	0.960727	0.960727	0.95636	0.963093	0.960727	0.960727	0.960727	0.960727	0.960727	0.960727	0.960727	0.960727	0.960727	0.960727	0.960727	0.960727	0.960727	0.95636	0.960727	0.960727	0.960727	0.960727	0.960727	0.960727	0.960727	0.960727	0.960727	0.946952	0.95636	0.95636	0.959852	0.946952	0.963093
Rv3833	stable RNAs	0.809875	0.809875	0.807	0.807	0.807	0.813253	0.807	0.809875	0.807	0.809875	0.807	0.807	0.807	0.807	0.807	0.809875	0.809875	0.807	0.807	0.807	0.813253	0.809875	0.809875	0.809875	0.809875	0.807	0.807	0.807	0.807	0.802333	0.807	0.803739	0.803739	0.807911	0.802333	0.813253
Rv3834c	stable RNAs	0.760946	0.760946	0.760946	0.760946	0.760946	0.760946	0.760946	0.760946	0.760946	0.760946	0.760946	0.760946	0.779452	0.739494	0.760946	0.760946	0.760946	0.760946	0.760946	0.760946	0.760946	0.760946	0.760946	0.760946	0.760946	0.75601	0.75601	0.75601	0.75601	0.75601	0.760946	0.760946	0.760946	0.760109	0.739494	0.779452
Rv3835	stable RNAs	0.872304	0.872304	0.872304	0.878992	0.872304	0.872304	0.872304	0.872304	0.872304	0.872304	0.875893	0.872304	0.872304	0.873594	0.872304	0.872304	0.872304	0.872304	0.872304	0.872304	0.872304	0.872304	0.872304	0.872304	0.872304	0.873015	0.873015	0.872304	0.872304	0.872304	0.872304	0.872304	0.872304	0.872698	0.872304	0.878992
Rv3836	stable RNAs	0.785042	0.785042	0.785042	0.785042	0.785042	0.785042	0.785042	0.785042	0.785042	0.785042	0.785042	0.785042	0.785042	0.785042	0.785042	0.785042	0.785042	0.785042	0.785042	0.785042	0.785042	0.785042	0.785042	0.785042	0.785042	0.785042	0.785042	0.785042	0.785042	0.785042	0.785042	0.785042	0.785042	0.785042	0.785042	0.785042
Rv3838c	stable RNAs	1.01143	1.01819	1.01455	1.01455	1.01455	1.01143	1.01143	1.01143	1.01143	1.01143	1.01143	1.01391	1.01143	1.01143	1.00792	1.01143	1.01143	1.01143	1.01143	1.01143	1.01143	1.01143	1.01143	1.01143	1.01143	1.01143	1.02082	1.01143	1.01143	1.01143	1.01143	1.01143	1.01143	1.012172	1.00792	1.02082
Rv3840	stable RNAs	0.844684	0.844684	0.844684	0.844684	0.844684	0.844684	0.844684	0.844684	0.844684	0.844684	0.844684	0.844684	0.844684	0.844684	0.844684	0.844684	0.844684	0.844684	0.844684	0.844684	0.844684	0.844684	0.844684	0.844684	0.844684	0.844684	0.844684	0.844684	0.844684	0.844684	0.783205	0.844684	0.844684	0.842821	0.783205	0.844684
Rv3841	stable RNAs	0.931859	0.931859	0.923636	0.923636	0.923636	0.933076	0.895674	0.931859	0.923636	0.931859	0.923636	0.923636	0.923636	0.923636	0.931859	0.931859	0.931859	0.923636	0.923636	0.923636	0.923636	0.931859	0.931859	0.931859	0.931859	0.923636	0.923636	0.923636	0.923636	0.896722	0.923636	0.923636	0.923636	0.925	0.895674	0.933076
Rv3845	conserved hypothetically	0.574781	0.574781	0.574781	0.574781	0.574781	0.574781	0.574781	0.574781	0.574781	0.574781	0.574781	0.574781	0.574781	0.574781	0.574781	0.574781	0.574781	0.574781	0.574781	0.574781	0.574781	0.574781	0.574781	0.574781	0.574781	0.574781	0.574781	0.574781	0.574781	0.574781	0.574781	0.574781	0.574781	0.574781	0.574781	0.574781
Rv3846	virulence, detoxification, adaptation	0.719121	0.725401	0.719121	0.719121	0.719121	0.719121	0.719121	0.719121	0.719121	0.719121	0.719121	0.720009	0.719121	0.719121	0.719121	0.719121	0.719121	0.719121	0.719121	0.757275	0.719121	0.719121	0.719121	0.719121	0.719121	0.719121	0.719121	0.719121	0.719121	0.703009	0.719121	0.719121	0.719121	0.719121	0.703009	0.757275
Rv3847	conserved hypothetically	1.29676	1.29676	1.29676	1.29676	1.29676	1.29676	1.29676	1.29676	1.29676	1.29676	1.29676	1.29676	1.29676	1.29676	1.29676	1.29676	1.29676	1.29676	1.29676	1.29676	1.29676	1.29676	1.29676	1.29676	1.29676	1.29676	1.29676	1.29676	1.29676	1.29676	1.29676	1.29676	1.29676	1.29676	1.29676	1.29676
Rv3853	regulatory proteins	0.683164	0.683164	0.683164	0.683164	0.683164	0.683164	0.683164	0.683164	0.683164	0.683164	0.683164	0.683164	0.683164	0.683164	0.683164	0.683164	0.683164	0.683164	0.683164	0.683164	0.683164	0.683164	0.683164	0.683164	0.683164	0.683164	0.683164	0.683164	0.683164	0.683164	0.683164	0.683164	0.683164	0.683164	0.683164	0.683164
Rv3854c	intermediary metabolism and respiration	0.669958	0.669958	0.672635	0.672635	0.672635	0.669958	0.669958	0.669958	0.669958	0.669958	0.672635	0.669958	0.669958	0.669958	0.669958	0.669958	0.669958	0.672635	0.672635	0.672635	0.669958	0.669958	0.669958	0.669958	0.669958	0.669958	0.669958	0.669958	0.669958	0.669958	0.667505	0.669958	0.674843	0.669958	0.6706	0.667505	0.674843
Rv3856c	conserved hypothetically	0.613847	0.613847	0.613847	0.613847	0.613847	0.613847	0.613847	0.613847	0.613847	0.613847	0.613847	0.613847	0.613847	0.613847	0.613847	0.613847	0.613847	0.613847	0.613847	0.613847	0.613847	0.613847	0.613847	0.613847	0.613847	0.613847	0.613847	0.613847	0.613847	0.613847	0.617443	0.613847	0.613847	0.613956	0.613847	0.617443
Rv3857c	cell wall and cell processes	1.09452	1.09452	1.09452	1.09452	1.09452	1.09452	1.09452	1.09452	1.09452	1.09452	1.09452	1.09452	1.09452	1.09452	1.09452	1.09452	1.09452	1.09452	1.09452	1.09452	1.09452	1.09452	1.09452	1.09452	1.09452	1.09452	1.09452	1.09452	1.09452	1.09452	1.09452	1.09452	1.09452	1.09452	1.09452	1.09452
Rv3859c	intermediary metabolism and respiration	0.768244	0.768244	0.768658	0.768658	0.76265	0.767392	0.767392	0.768244	0.767392	0.768244	0.768658	0.767392	0.767269	0.767307	0.768244	0.768244	0.768244	0.768658	0.768658	0.768698	0.767392	0.768244	0.768244	0.768244	0.768244	0.768244	0.768244	0.767477	0.768244	0.768244	0.768244	0.767392	0.767392	0.767889	0.76265	0.768698
Rv3865	cell wall and cell processes	0.996325	0.996325	0.996325	0.996325	0.996325	0.996325	0.996325	0.996325	0.996325	0.996325	0.996325	0.996325	0.996325	0.996325	0.996325	0.996325	0.996325	0.996325	0.996325	0.996325	0.996325	0.996325	0.996325	0.996325	0.996325	0.996325	0.996325	0.996325	0.996325	0.996325	0.996325	0.996325	0.996325	0.996325	0.996325	0.996325
Rv3866	cell wall and cell processes	0.751957	0.751957	0.751957	0.751957	0.751957	0.757267	0.751957	0.751957	0.751957	0.751957	0.751957	0.751957	0.752641	0.751957	0.751957	0.751957	0.751957	0.751957	0.751957	0.751957	0.751957	0.751957	0.751957	0.751957	0.751957	0.751957	0.751957	0.751957	0.751957	0.751957	0.751957	0.751957	0.751957	0.752139	0.751957	0.757267
Rv3867	cell wall and cell processes	0.949196	0.949196	0.949196	0.949196	0.949196	0.949196	0.949196	0.949196	0.949196	0.949196	0.949196	0.943222	0.949196	0.949196	0.949196	0.949196	0.949196	0.949196	0.949196	0.949196	0.949196	0.949196	0.949196	0.949196	0.949196	0.949196	0.949196	0.949196	0.949196	0.949196	0.949196	0.949196	0.949196	0.949015	0.943222	0.949196
Rv3868	cell wall and cell processes	0.776442	0.776442	0.776442	0.776442	0.776442	0.773941	0.776442	0.776442	0.776442	0.776442	0.776442	0.776173	0.776442	0.778372	0.776442	0.776442	0.776442	0.776442	0.776442	0.776442	0.773941	0.776442	0.776442	0.776442	0.776442	0.776442	0.776442	0.776442	0.776442	0.776442	0.781135	0.773941	0.776442	0.776407	0.773941	0.781135
Rv3870	cell wall and cell processes	0.757858	0.757858	0.761158	0.762314	0.762314	0.757858	0.757858	0.757858	0.757858	0.757858	0.764664	0.757858	0.757858	0.757858	0.757858	0.757858	0.757858	0.760056	0.762314	0.761704	0.757967	0.757858	0.757858	0.757858	0.757858	0.757858	0.757858	0.757858	0.757858	0.757858	0.757858	0.769081	0.768361	0.759414	0.757858	0.769081
Rv3871	cell wall and cell processes	0.785432	0.785432	0.788041	0.785432	0.788041	0.783728	0.785882	0.785432	0.785432	0.785432	0.785432	0.785432	0.785432	0.785432	0.785432	0.785432	0.785432	0.785432	0.785432	0.785432	0.785432	0.785432	0.785432	0.785432	0.785432	0.785432	0.785432	0.785432	0.785432	0.799862	0.785432	0.785432	0.784837	0.78091	0.78673	0.78091	0.799862
Rv3875	cell wall and cell processes	0.648141	0.648141	0.648141	0.648141	0.648141	0.648141	0.648141	0.648141	0.648141	0.648141	0.648141	0.648141	0.648141	0.648141	0.648141	0.648141	0.648141	0.648141	0.648141	0.648141	0.648141	0.648141	0.648141	0.648141	0.648141	0.648141	0.648141	0.648141	0.648141	0.648141	0.648141	0.648141	0.648141	0.648141	0.648141	0.648141
Rv3877	cell wall and cell processes	1.04436	1.05541	1.05541	1.05541	1.05541	1.05619	1.06121	1.04436	1.05541	1.04436	1.05541	1.05541	1.04436	1.03933	1.05541	1.04436	1.04436	1.05541	1.05541	1.05541	1.05963	1.04436	1.05541	1.04436	1.04436	1.05541	1.05541	1.05541	1.05541	1.05815	1.05611	1.05641	1.05541	1.052371	1.03933	1.06121
Rv3879c	cell wall and cell processes	1.1435	1.1435	1.14752	1.14333	1.14752	1.14926	1.13816	1.1435	1.14821	1.1435	1.14333	1.14795	1.14966	1.15241	1.13734	1.1435	1.1435	1.14752	1.15584	1.14752	1.15275	1.1435	1.14136	1.1435	1.1435	1.14341	1.15579	1.14754	1.14778	1.15812	1.14821	1.15662	1.16494	1.147382	1.13734	1.16494
Rv3880c	cell wall and cell processes	0.869262	0.869262	0.869262	0.869262	0.869262	0.869262	0.869262	0.869262	0.869262	0.869262	0.869262	0.869262	0.859139	0.869262	0.869262	0.869262	0.869262	0.869262	0.869262	0.869262	0.869262	0.869262	0.869262	0.869262	0.869262	0.869262	0.869262	0.869262	0.869262	0.869262	0.869262	0.869262	0.869262	0.868955	0.859139	0.869262
Rv3884c	cell wall and cell processes	0.872328	0.871672	0.879879	0.877226	0.879879	0.876989	0.883017	0.872328	0.876989	0.872328	0.879879	0.877672	0.876989	0.876989	0.871672	0.872328	0.872328	0.879879	0.879879	0.879879	0.876989	0.872328	0.871672	0.872328	0.872328	0.871672	0.876989	0.876989	0.876989	0.876989	0.876989	0.876989	0.876243	0.875928	0.871672	0.883017
Rv3885c	cell wall and cell processes	0.906747	0.906747	0.901	0.901	0.901	0.901	0.901	0.906747	0.901	0.906747	0.901	0.897701	0.909099	0.900306	0.906747	0.906747	0.906747	0.901	0.901	0.901	0.901	0.906747	0.906747	0.906747	0.906747	0.907055	0.907055	0.903745	0.907055	0.906747	0.906747	0.905368	0.904932	0.904274	0.897701	0.909099
Rv3887c	cell wall and cell processes	0.919958	0.919958	0.919958	0.919958	0.919958	0.919958	0.92576	0.919958	0.919958	0.919958	0.939381	0.919958	0.919958	0.926705	0.915465	0.919958	0.919958	0.939381	0.939381	0.939381	0.917053	0.919958	0.919958	0.919958	0.919958	0.919958	0.919958	0.919958	0.92635	0.919958	0.919958	0.919958	0.919958	0.922662	0.915465	0.939381
Rv3888c	cell wall and cell processes	0.782144	0.782144	0.780784	0.785757	0.780784	0.787195	0.780784	0.782144	0.780784	0.782144	0.778639	0.782144	0.78635	0.783394	0.791694	0.782144	0.782144	0.778639	0.778639	0.778639	0.780784	0.782144	0.782144	0.782144	0.782144	0.780784	0.780784	0.780784	0.780784	0.782536	0.778178	0.780784	0.780784	0.781875	0.778178	0.791694
Rv3890c	cell wall and cell processes	0.595482	0.595482	0.595482	0.595482	0.595482	0.595482	0.595482	0.595482	0.595482	0.595482	0.595482	0.595482	0.595482	0.595482	0.595482	0.595482	0.595482	0.595482	0.595482	0.595482	0.595482	0.595482	0.595482	0.595482	0.595482	0.595482	0.595482	0.595482	0.595482	0.595482	0.595482	0.595482	0.595482	0.595482	0.595482	0.595482
Rv3891c	cell wall and cell processes	0.820807	0.797124	0.820978	0.820978	0.820978	0.820978	0.820978	0.820807	0.820978	0.820807	0.820978	0.820978	0.820978	0.820978	0.820807	0.820807	0.820807	0.820978	0.820978	0.820978	0.820978	0.820807	0.820807	0.820807	0.820807	0.820807	0.820807	0.820807	0.820807	0.820807	0.820807	0.820978	0.820978	0.820172	0.797124	0.820978
Rv3895c	cell wall and cell processes	0.751622	0.751622	0.751622	0.751622	0.751622	0.751622	0.751622	0.751622	0.751622	0.751622	0.751622	0.74825	0.751622	0.751622	0.751622	0.751622	0.751622	0.751622	0.751622	0.751622	0.751622	0.751622	0.751622	0.751622	0.751622	0.751622	0.751622	0.751622	0.751622	0.751622	0.751622	0.751622	0.751622	0.75152	0.74825	0.751622
Rv3900c	conserved hypothetically	1.11877	1.11877	1.11606	1.11606	1.11606	1.16093	1.11429	1.11877	1.11326	1.11877	1.11606	1.11606	1.11263	1.11058	1.11877	1.11877	1.11877	1.11606	1.11606	1.11606	1.1246	1.11877	1.11877	1.11877	1.11877	1.1127	1.1127	1.1127	1.1127	1.12075	1.11832	1.15534	1.152	1.120256	1.11058	1.16093
Rv3901c	cell wall and cell processes	1.11002	1.11002	1.09843	1.09843	1.09843	1.08022	1.06824	1.11002	1.11002	1.11002	1.09843	1.08668	1.11002	1.15735	1.11002	1.11002	1.11002	1.09843	1.09843	1.09843	1.11002	1.11002	1.11002	1.11002	1.11002	1.11002	1.11002	1.11002	1.11002	1.11002	1.11002	1.08022	1.09261	1.104689	1.06824	1.15735
Rv3905c	cell wall and cell processes	1.03448	1.03448	1.03448	1.03448	1.03448	1.03448	1.03448	1.03448	1.03448	1.03448	1.03448	1.03385	1.03448	1.03448	1.03448	1.03448	1.03448	1.03448	1.03448	1.03448	1.03448	1.03448	1.03448	1.03448	1.03448	1.03448	1.03448	1.03448	1.03448	1.03448	1.03448	1.03448	1.03448	1.034461	1.03385	1.03448
Rv3906c	conserved hypothetically	0.613493	0.613493	0.613493	0.613493	0.613493	0.613493	0.613493	0.613493	0.613493	0.613493	0.613493	0.613493	0.613493	0.61812	0.605991	0.613493	0.613493	0.613493	0.613493	0.613493	0.613493	0.613493	0.613493	0.613493	0.613493	0.613493	0.613493	0.613493	0.613493	0.613493	0.613493	0.613493	0.613493	0.613406	0.605991	0.61812
Rv3913	intermediary metabolism and respiration	0.774993	0.774993	0.775085	0.775085	0.775085	0.774993	0.775085	0.774993	0.774993	0.774993	0.776205	0.775085	0.775085	0.777927	0.774993	0.774993	0.774993	0.776205	0.776205	0.776205	0.776278	0.774993	0.774993	0.774993	0.774993	0.774993	0.774993	0.774993	0.774993	0.778822	0.774993	0.774993	0.774993	0.775401	0.774993	0.778822
Rv3918c	cell wall and cell processes	0.787763	0.787763	0.787763	0.784937	0.787763	0.787763	0.787763	0.787763	0.787763	0.787763	0.787763	0.787763	0.787763	0.787763	0.787763	0.787763	0.787763	0.787763	0.787763	0.787763	0.787763	0.787763	0.786355	0.787763	0.787763	0.787763	0.787763	0.787763	0.787763	0.785023	0.787763	0.787763	0.787763	0.787552	0.784937	0.787763
Rv3920c	conserved hypothetically	0.793829	0.793829	0.805639	0.805639	0.805639	0.791623	0.805639	0.793829	0.793829	0.793829	0.805639	0.805639	0.805639	0.793829	0.793829	0.793829	0.793829	0.805639	0.805639	0.805639	0.81127	0.793829	0.793829	0.793829	0.793829	0.793829	0.793829	0.793829	0.793829	0.793829	0.793829	0.793829	0.81577	0.798534	0.791623	0.81577
Rv3923c	information pathways	1.07264	1.07264	1.07264	1.07264	1.07264	1.07621	1.07264	1.07264	1.07264	1.07264	1.07264	1.07264	1.07264	1.07264	1.07264	1.07264	1.07264	1.07264	1.07264	1.07264	1.07264	1.07264	1.07264	1.07264	1.07264	1.07264	1.07264	1.07264	1.07264	1.09399	1.07264	1.07264	1.07264	1.073395	1.07264	1.09399
Rv3924c	information pathways	2.03996	2.03996	2.03996	2.03996	2.03996	2.03996	2.03996	2.03996	2.03996	2.03996	2.03996	2.03996	2.03996	2.03996	2.03996	2.03996	2.03996	2.03996	2.03996	2.03996	2.03996	2.03996	2.03996	2.03996	2.03996	2.03996	2.03996	2.03996	2.03996	2.03996	2.03996	2.03996	2.03996	2.03996	2.03996	2.03996
Average:		0.862549	0.862386	0.862736	0.862649	0.86263	0.862087	0.862648	0.862458	0.86232	0.862559	0.862766	0.862416	0.86252	0.862265	0.862627	0.862516	0.86252	0.862754	0.862711	0.862682	0.862495	0.862441	0.862313	0.862493	0.862472	0.862553	0.862546	0.862553	0.862507	0.862509	0.86232	0.862202	0.862302	0.8625		

ACCEPTED