



Miller, Paul K., van der Zee, Sophie and Elliott, David (2021) Pain, culture and pedagogy: A preliminary investigation of attitudes towards “reasonable” pain tolerance in the grassroots reproduction of a culture of risk. *Psychological Reports*

Downloaded from: <http://insight.cumbria.ac.uk/id/eprint/5834/>

Usage of any items from the University of Cumbria’s institutional repository ‘Insight’ must conform to the following fair usage guidelines.

Any item and its associated metadata held in the University of Cumbria’s institutional repository Insight (unless stated otherwise on the metadata record) may be copied, displayed or performed, and stored in line with the JISC fair dealing guidelines (available [here](#)) for educational and not-for-profit activities

provided that

- the authors, title and full bibliographic details of the item are cited clearly when any part of the work is referred to verbally or in the written form
- a hyperlink/URL to the original Insight record of that item is included in any citations of the work
- the content is not changed in any way
- all files required for usage of the item are kept together with the main item file.

You may not

- sell any part of an item
- refer to any part of an item without citation
- amend any item or contextualise it in a way that will impugn the creator’s reputation
- remove or alter the copyright statement on an item.

The full policy can be found [here](#).

Alternatively contact the University of Cumbria Repository Editor by emailing insight@cumbria.ac.uk.

Pain, culture and pedagogy: A preliminary investigation of attitudes towards “reasonable” pain tolerance in the grassroots reproduction of a culture of risk

Paul K. Miller¹, Sophie Van Der Zee² and David Elliott¹

¹ *Institute of Health, University of Cumbria, UK*

² *Erasmus School of Economics, Erasmus University Rotterdam, Netherlands*

Abstract

In recent years a considerable body of psychological research has explored the relationship between membership of socio-cultural groups and personal pain perception. Rather less systematic attention has, however, been accorded to how such group membership(s) might influence individual attitudes towards the pain of others. In this paper, immersion in the culture of competitive sport, widely regarded as being exaggeratedly tolerant of “risky” behaviours around pain, is taken as a case-in-point with students of Physical Education (PE) in tertiary education as the key focus. PE students are highly-immersed in competitive sporting culture both academically and (typically) practically, and also represent a key nexus of cross-generational transmission regarding the norms of sport itself. Their attitudes towards the pain that others should reasonably tolerate during a range of activities, sporting and otherwise, were evaluated through a direct comparison with those of peers much less immersed in competitive sporting culture. In total, N=301 (144 PE, 157 non-PE) undergraduate students in the UK responded to a vignette-based survey. Therein, all participants were required to rate the pain (on a standard 0-10 scale) at which a standardised “other” should desist engagement with a set of five defined sporting and non-sporting tasks, each with weak and strong task severities. Results indicated that PE students were significantly more likely to expect others to persevere through higher levels of pain than their non-PE peers, but *only* during the sport-related tasks - an effect further magnified when task severity was high. In other tasks, there was no significant difference between groups, or valence of the effect was actually reversed. It is argued that the findings underscore some extant knowledge about the relationship between acculturated attitudes to pain, while also having practical implications for understanding sport-based pedagogy, and its potentially problematic role in the ongoing reproduction of a “culture of risk.”

Keywords: Attitudes; Culture; Pain; Pedagogy; Social Psychology; Sport.

Introduction

Pain remains something of an enigma in contemporary scientific investigation. A broad range of research has comprehensively demonstrated that the experience of pain cannot be exclusively explained by the nociceptive system directly responding to noxious stimuli (Bendelow & Williams, 1995; Bendelow, 2006; Garland, 2012).

Individuals routinely report pain, sometimes severe and lasting in form, which cannot be explained physiologically; a diagnosis of Chronic Pain Syndrome evidences exactly this (Crue & Pinsky, 2009). Others sustain injuries or illnesses that, theoretically at least, should cause significant suffering and yet report little or no discomfort (Winance, 2006). It is now generally, thus, accepted that pain is an “ensemble act” (Miller & Newton, 2006, p.148) at the juncture of various physiological, psychological and socio-cultural influences (Bendelow & Williams, 1995; Forsythe, Thorn, Day, & Shelby, 2011).

The impact and intersection of psychological and socio-cultural influences has, to date, been extensively demonstrated in how attitudes towards personal pain are reproduced and perpetuated within given groups (Cleland, Palmer, & Venzke, 2005; Edwards & Fillingim, 2001; Forsythe et al., 2011; Wandner, Scipio, Hirsh, Torres, & Robinson, 2012). Rather less overall attention has, however, been accorded to how such acculturation informs attitudes towards the pain of others (Coll, Budell, Rainville, Decety, & Jackson, 2012; Craig, Versloot, Goubert, Vervoort, & Crombez, 2010; Wandner et al., 2012). Given this, the particular focus of this paper falls upon the relationship between individuals’ immersion in the culture of competitive sport, widely viewed as being exaggeratedly tolerant of physically risky pain behaviours (Curry & Strauss, 1994; Nixon, 1992; Schneider, Sauer, Berrische, & Schmitt, 2019; Smith, 2008), and those individuals’ attitudes to how others should deal with pain. In

short, it is quantitatively explored whether persons who are highly immersed in a culture which is often thought to accept (and even promote) a “no pain, no gain” ethos (Heil, 2012; Nemeth, Von Baeyer, & Rocha, 2005) will come to expect that others should tolerate more pain within given activities (sporting and otherwise) than those who are less so immersed.

Culture, pain and competitive sport

While some studies have proposed that extensive involvement in physically-demanding sporting activity can increase physical pain threshold (see Spector et al., 1996), a more sustained focus in pertinent social scientific research rests upon how individuals learn/choose to perceive pain and associated physical risks in competitive sporting contexts as acceptable - i.e. to shrug them off - in a way that would likely be deemed unwise or unnecessary elsewhere (Madrigal, Robbins, Gill, & Wurst, 2015; Tesarz, Schuster, Hartmann, Gerhardt, & Eich, 2012; Wiese-Bjornstal, 2010). Weinberg, Vernau and Horn (2013) and Saragiotto, Di Pierro and Lopes (2014), for example, have robustly demonstrated that individuals with strong senses of athletic identity tend to exhibit significantly stronger positive attitudes towards playing through high levels of pain than those without, a phenomenon explained by the latter as a consequence of inherently competitive personalities. Safai (2003), meanwhile, more explicitly emphasises context when observing that student athletes are much more likely to tolerate pain, and push to play when hurt, if the game itself is of particular strategic importance to the team (i.e. the collective rewards are more substantial than usual); this being particularly so towards the end of a season. A higher readiness to endure pain (and a lower perception of it) has also been reported when athletes understand that they are being watched by coaches, peers or significant others that they wish to impress, and/or for whom they wish represent strength or hide

weakness (Howe, 2004; Pike & Maguire, 2003; Pike, 2005; Weinberg et al., 2013). Such empirical outcomes remain evocative of Beecher's (1959) seminal observations emergent of battlefield medicine; individuals can be recurrently shown to perceive less pain, and/or be prepared to tolerate more pain, when highly engaged in contexts that they deem of significance, due to high personal value placed upon the activities therein, or the projected outputs thereof. As a corollary, Jackson et al. (2002) - echoing Bandura's (1997) classic work on self-efficacy - argue that when an individual pursues a goal that they believe they should attain, be that as an outcome of direct prior experience or general social learning, significantly less pain is reported than might otherwise have been expected. Equally, when goal-attainment is perceived to be desirable in terms of enhancing self-image, or its non-attainment is a threat to self, significantly less pain is reported (Jessiman-Perreault & Godley, 2016).

In terms of the active reproduction of attitudes to pain, meanwhile, the manner in which individuals perceive, tolerate and communicate their own pain can - no doubt - influence others through example. "Microscopic" cultural formations such as family membership, for example, are known to be a powerful influence on how children learn to evaluate the relevance or significance of a painful experience, and also how to cope with and communicate it, with parental reaction to particular incidences being a prime determinant (Hechler et al., 2011; Palermo, Valrie, & Karlson, 2014). A range of studies has similarly illustrated that the manner in which individuals handle pain can have profound impacts on the ways in which self-identified peers and/or protégés can then orient to their own (Craig et al., 2010; Weinberg et al., 2013). Within particular cultural groupings, pedagogical agents such as teachers, mentors and coaches can play a pivotal role in the transmission of a range of pain-related attitudes from one generation to the next (Heil, 2012; Howe, 2004;

Schneider et al., 2019). This is done not only through their simple provision of a personal example, but through direct inculcation, and through the mobilisation of resources (such as the very right to participate in given activities) which tacitly or explicitly reward certain attitudes towards pain, and punish others (Nixon, 1993; Walk, 1997). For example, in an influential study of a wide variety of sporting organisations, Nixon (1992) reports that even embedded medical personnel are often “complicit” in exhorting and encouraging athletes to play with pain or injuries. In this study, the pain athletes experienced, which elsewhere might be considered a major cause for concern, was widely viewed by the sport medics as a necessary evil in the quest for sporting success (see also Pike, 2005; Roderick, Waddington, & Parker, 2000; Safai, 2003). This, in turn, provided a yardstick for athletes in terms of understanding what was and what was not necessary pain to contextually endure.

It is bordering upon axiomatic, thus, that attitudes towards personal pain can be strongly shaped through the direct and indirect transmission of attitudinal norms within socio-cultural groups. However, and as noted above, there is less abundant research addressing how this order of factor might govern attitudes towards the pain experienced by others. In papers that do address this issue, it has been demonstrated that caregivers’ own experiences of pain (particularly personal, long-term exposure) can attenuate their ratings of the likely pain being experienced by other people (Coll et al., 2012). There are also findings which indicate that individuals may invoke judgmental heuristics - which are themselves linked to culture and socialised stereotypes (Miller, Rowe, Cronin, & Bampouras, 2012) - when evaluating pain in others (Kappesser, Williams, & Prkachin, 2006). For example, Martel, Thibault and Sullivan (2011) explore how gendered stereotypes might (variably) impact upon such situated assessments, while Trawalter, Hoffman and Waytz (2012) highlight how

many individuals, including healthcare professionals, often judge that persons from more “privileged” backgrounds likely experience greater pain in response to a given stimulus than those who might have endured more personal hardship in the past. It is the body of work on sports medicine, however, that possibly remains the most compelling case-in-point regarding the topic of this paper, in indicating that physicians themselves who are highly immersed in the culture of sport often take a more laissez-faire approach to the pain of their charges than is typically the case in general medicine (Pike, 2005; Roderick et al., 2000; Safai, 2003).

Pain, (physical) education and cultural transmission

Given the above, there is evidence from which to infer that immersion in sporting culture to some extent governs attitudes towards pain in others. To date, and outside of the professional/clinical domain, however, this corpus remains largely dominated by qualitative and/or sociologically-leaning investigation (Jessiman-Perreault & Godley, 2016; Kortessluoma & Nikkonen, 2004; Nixon, 1996; Schneider et al., 2019). The stated enterprise herein is to explore the manners in which the cultural factors that might inform personal perceptions of pain can also influence attitudes to how others should tolerate pain across a variety of contexts. It is in this respect that physical educators - and students of physical education (henceforth PE) in particular - provide a valuable case study in terms of wider cultural immersion and, and more mundane (i.e. day-to-day) attitudes to pain.

PE students are likely to be highly immersed in the broader culture of competitive sport, both ideologically and practically (Spittle, Jackson, & Casey, 2009). Students of PE, particularly at the undergraduate (tertiary education) stage, represent a nexus point between how sports (and other physical activities) are taught, and how they *will be* taught. Furthermore, as prospective teachers, these students are

also likely to have direct governance over their charges' rights within sports and other physical activities in the future, with direct implications for the wellbeing of those charges. By comparing attitudes towards reasonable pain tolerance in others among PE students to attitudes of peers who are not so immersed in competitive sporting culture, the following hypotheses can be evaluated: (1) there will be a greater expectation of pain tolerance for high (competitive) task severities regardless of sporting immersion; (2) immersion in sporting culture will lead to greater expectation of pain tolerance in others in sporting contexts and (3) greater levels of immersion in sporting culture will lead to stronger levels of discrimination between low and high task severities in sporting contexts.

Methods

Participants

With full institutional ethical approval, a total of 301 participants were recruited for this investigation; 145 (48%) males and 156 (52%) females; age ranged from 18 to 57 years, ($M_{\text{age}} = 24.85$; $SD = 8.28$). All participants were undergraduate students at UK universities at the time of data collection. Participants studied PE ($N = 144$), or subjects unrelated to sports ($N = 157$; a *de facto* control group). The students who did not study PE were enrolled in the following subjects: Caring sciences (e.g., nursing, medicine and social work; $N = 81$), education ($N = 26$), environmental or physical sciences ($N = 13$), social sciences ($N = 32$) and other ($N = 5$). In the present study, 98.6% of PE students actively competed in vigorous competitive sports at least once per week on average, compared to 41.4% of students studying other disciplines.

Instruments

In a manner conversant with comparable pain research (Bryce et al., 2012; Lafond et al., 2015; Miceli & Katz, 2009), the present study utilised a vignette instrument to assess attitudes towards pain in others. Before moving to address the vignette aspect of the survey, participants were asked to provide key demographic details and their course of study, after which they were presented with the following standardised scenario:

“Let’s say you have a healthy male friend in his early twenties, who is also a university student. He enjoys socializing and keeping fit, but he is also prone to push himself too hard through pain in a range of activities, and often needs to be told when to stop before he damages himself. You both agree that, in the future, he will tell you how much pain he is in at any time by indicating on a scale between 1 (very little pain) and 10 (the worst pain possible), and if you think that’s too much pain to continue with what he is doing, he’ll stop.”

They were then provided with ten activities in which to indicate the pain level, on a single-item 1-10 pain scale (Jensen & Karoly, 2001) at which they would they would tell their friend to stop if he began to experience a generalised stomach pain (henceforth “Acceptable Pain Endurance”). The ten activities (shown in table 1) comprised five vignette-pertinent sporting and non-sporting activities, manipulated for “weak” and “strong” task severity. The vignettes were trialled as a class-based questionnaire and a focus group schedule¹, to ensure they were study-valid.

¹ Findings from which are themselves anticipated as the topic of a forthcoming qualitative paper.

Table 1: Activities described in survey

Activity #	“Weak” task severity	“Strong” task severity
A1	A1W: Writing an essay that is due for submission in two weeks.	A1S: Writing an essay that is due for submission the next morning.
A2	A2W: Socialising on a normal Friday night.	A2S: Socialising on a close friend’s birthday.
A3	A3W: Running to keep fit.	A3S: Running in a competitive race.
A4	A4W: Playing “kick-around” football with friends in the park.	A4S: Playing football for a club team in a cup game.
A5	A5W: Taking part in a normal university class.	A5S: Sitting a university exam.

Procedure

Data were collected exclusively within the UK, using the JISC Online Surveys system. To recruit participants, programme leaders (PE and otherwise, in equal balance) from a number of academic institutions were contacted via email and asked if they would be willing to disseminate the survey to their students. An email link to the survey was subsequently sent to the point of contact who then forwarded to potential participants; there were no constraints on eligibility to participate. Full Informed Consent procedures were included in the survey. The survey remained open for one full month and was then closed.

Results

Weak vs. Strong tasks

Firstly, the impact of task severity on acceptable pain endurance scores was examined. A two-way repeated measures ANOVA, with the five Activities and two Task Severity levels (Weak/Strong) as the repeated measures, was performed. Mauchly's test indicated that the assumption of sphericity was violated for both Activity, $X^2(9) = 727.66, p < .001$, and the interaction between Activity and Task Severity, $X^2(9) = 107.05, p < .001$; as such, the Greenhouse-Geisser correction was applied (for Activity, $\epsilon = .43$; for the interaction between Activity and Task Severity, $\epsilon = .86$). The results demonstrated that, overall, participants scored acceptable pain endurance more highly when task severity was strong ($M = 6.34 \pm 1.26$) as opposed to weak ($M = 4.64 \pm 1.02$; $F(1, 300) = 790.56, p < .001, \eta_p^2 = .73$). Additional main effects for Activity, $F(1.74, 520.41) = 54.91, p < .001, \eta_p^2 = .16$, and interaction of Task Severity on Activity, $F(3.42, 1026.29) = 38.17, p < .001, \eta_p^2 = .11$ were found; see Figure 1 for the mean scores and 95% confidence intervals of all activities. Bonferroni corrected post-hoc analyses were conducted for all 5 activities. The results revealed that all activities significantly differed from each other, apart from the footballing and social activities.

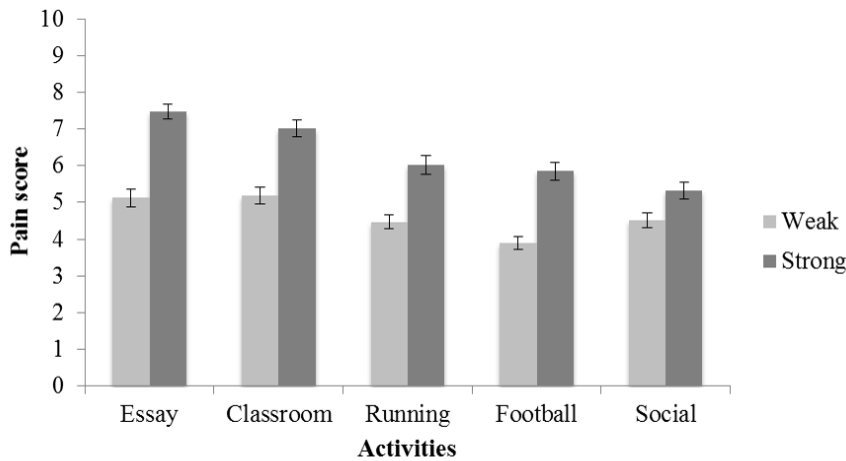


Figure 1. Mean scores for acceptable pain endurance scores during weak and strong activities. Error bars represent 95% confidence intervals.

Immersion in sporting culture

To measure whether being a PE student influenced acceptable pain endurance scores, a mixed Factorial ANOVA with Field of Study as the independent variable and the five Activities and Task Severity (i.e., weak and strong) as the repeated measures variables was performed. Mauchly's test revealed that the assumption of sphericity was violated for both Activity, $X^2(9) = 700.57, p < .001$, and the interaction between Activity and Task Severity, $X^2(9) = 83.47, p < .001$. For that reason, the Greenhouse-Geisser correction was applied to the degrees of freedom (for Activity, $\epsilon = .44$; for the interaction between Activity and Task Severity, $\epsilon = .89$). Participants scored acceptable contextual pain endurance more highly when Task Severity was strong ($M = 6.35, SD = 2.03$) compared to weak ($M = 4.64, SD = 1.85$; $F(1, 299) = 871.83, p < .001, \eta_p^2 = .75$). Main effects were also found for Field of Study, $F(1, 299) = 14.50, p < .001, \eta_p^2 = .05$, and Activity, $F(1.76, 525.56) = 56.05, p < .001, \eta_p^2 = .16$, with PE students more likely to accept higher pain in others than

non-PE. A similar interaction effect of Field of Study on Activity was found, $F(1.76, 525.56) = 21.77, p < .001, \eta_p^2 = .07$. Acceptable contextual pain endurance scores did not significantly differ between PE and non-PE students regarding the academic and social activities. See Figure 2 for the mean scores and 95% confidence intervals of all activities displayed by Field of Study.

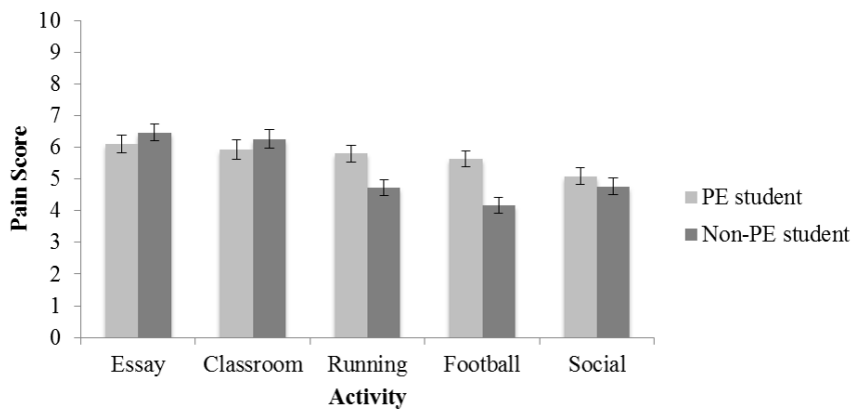


Figure 2. Mean scores for acceptable contextual pain endurance among PE students and non-PE students in different activities. Error bars represent 95% confidence intervals.

An interaction effect between Field of Study and Task Severity confirmed the hypothesis that a higher immersion in sporting culture will lead to a stronger discrimination between low and high tasks severities in a sporting context (see Figure 3).

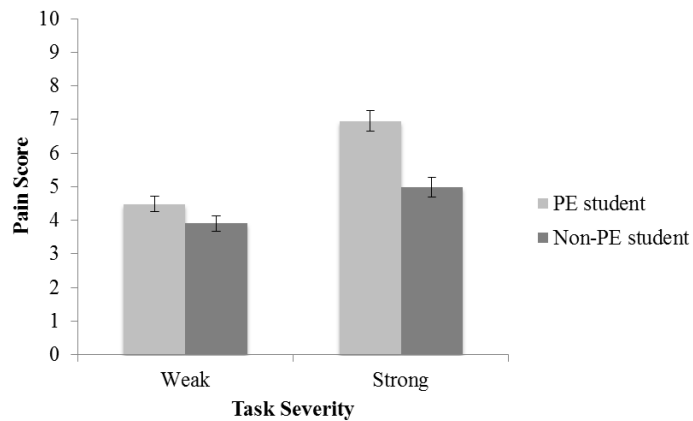


Figure 3. Mean scores for acceptable contextual pain endurance in weak and strong sports-related activities, divided by field of study. Error bars represent 95% confidence intervals.

Discussion

An extensive body of literature has highlighted the importance of social-cultural factors in determining how an individual interprets and responds to, pain (Bendelow & Williams, 1995; Edwards, Fillingim, & Keefe, 2001; Wandner et al., 2012). One such example is the influence of sporting culture, which is often noted for its particular tolerance of physically risky behaviour (Curry & Strauss, 1994; Smith, 2008) and a willingness to accept pain that would likely be considered unacceptable in other contexts (Heil, 2012; Safai, 2003; Schneider et al., 2019). To date, most research in this area has focused on pain perception in the self (Forsythe et al., 2011; Nixon, 1994; Weinberg et al., 2013), with less being known about the effects immersion in sporting culture on attitudes towards pain in others outside of the clinical domain (Pike, 2005; Roderick et al., 2000). To address this question, the present study asked student participants to judge the level of pain that a peer should reasonably endure in a variety of contexts.

Findings demonstrated that all participants clearly discriminated between the relative “importance” of activities (measured in this study as task severity) when determining what is an acceptable pain level for a peer to endure. These attitudinal differences in acceptable pain tolerance between the “strong” and “weak” exemplars of each activity highlight the importance of contextual factors, and are conversant with the broad principles outlined by Bendelow (2006) and Garland (2012), regarding the socio-cultural character of individuals’ attitudes towards pain in general. Pertinently, however, high immersion in competitive sporting culture - as measured through field of study (and the 98.6% rate of weekly involvement in rigorous competitive sport endemic therein) - significantly enlarged the effect of task severity, but *only* with respect to the sport-related tasks. In the academic and social tasks, this was not the case.

These results appear incompatible with accounts that propose that individuals with high “athletic” identity simply have more natively “competitive personalities” than their less-sporting counterparts (Saragiotto et al., 2014), or at least any corollary proposal that such individuals would inherently impose highly competitive standards upon others evenly across sporting and non-sporting contexts. The inference herein does remain, however, that the prospective PE teachers involved in this study might well be inclined to push their students to persevere through higher levels of pain during sports and physical activity than would likely be acceptable to most; this being particularly so in contexts deemed of “high importance.”

With respect to the above, it is imperative to recognise that the line between “discomfort” and actual pain is far from self-evident, nor independent of individual context (Pageaux, 2016). In terms of robust physical activity, some level of

discomfort - i.e. the everyday exertional perceptions associated with taxing the circulatory and respiratory organs, and with localised muscle fatigue - will likely be anticipated or even welcomed by exercisers themselves, as evidence of successful engagement. Such sensations, typically felt within the working muscles, are a common and entirely appropriate response to productive exercise in both adults and children (Kane et al., 2010; Robertson et al., 2009; Smith, 2014). It would be naïve, therefore, not to acknowledge that in some contexts, encouraging individuals to work through some degree of exercise-induced discomfort may well be a warranted activity; during training regimes designed to induce anaerobic, strength and power adaptations (Nemeth et al., 2005), for example.

It must be reiterated, however, that the experience of pain is an alarm, warning the individual of actual or impending injury (Tesarz et al., 2012). A responsible agent such as a teacher must therefore be attentive to such distinctions, and be wary of making suppositions regarding what is likely “just” contextually-appropriate discomfort and what an individual might be experiencing as pain. There is no simple and externally-inferable line between the two (Pageaux, 2016). For a teacher, coach or trainer to - consciously or otherwise - expect his/her charges to *consistently* endure pain during sports and exercise can lead directly to avoidable injury and/or chronification of existing injury (Schneider et al., 2019). Moreover, it is important to recognise that it is exactly those under the care of PE teachers that might be most vulnerable to such acculturated attitudes, given evidence that children and adolescents often have limitations in their ability to fully recognise pain cues as a signal cease an activity, due to as-yet undeveloped experience and knowledge (Nemeth et al., 2005). This has implications not only for the health of the PE participant, but also well-

established legal ramifications regarding duty of care for education and sport providers (DiCello, 2001; National Education Union, 2019).

It is important to register that this exploratory study has a number of limitations. Firstly, one should be mindful that espoused attitudes do not automatically *equate* to current or prospective behaviours, both of which have their own contexts, although there is little doubt that they exercise a degree of solid general governance (Holland, Verplanken, & Van Knippenberg, 2002; Link, Phelan, Bresnahan, Stueve, & Pescosolido, 1999). Secondly, the use of a single-item (1-10) scale to assess attitudes towards pain in others could also be identified as a limitation of the study's core method. Herein, such an approach was selected simply for its parity with the instruments typically used in clinical pain assessment (Jensen & Karoly, 2001). While some authors have argued that multiple-item measures are more likely to pragmatically capture an individual's beliefs, perceptions and attitudes, this assessment is far from unanimous, particularly when the construct being measured is narrow in focus, unidimensional and unambiguous (Diamantopoulos, Sarstedt, Fuchs, Wilczynski, & Kaiser, 2012; Gardner, Cummings, Dunham, & Pierce, 2016; Loo, 2002). Thirdly, it should be observed that a relatively high percentage (41.4%) of the non-PE students in this study were also regularly involved in competitive sporting activities. While not an uncommon rate of involvement among university students, in the UK at least, this is higher than that in the wider adult public (Sport England, 2019). It is therefore possible that the attitudinal differences between qualified physical educators and other *teachers* could actually be further magnified; this is a clear avenue for further study. Finally, ethnicity-related differences were not addressed. This also might be an instructive avenue for further investigation, given the complex evidence relating to culture, ethnicity and personal pain attitudes

(Cleland et al., 2005; Edwards & Fillingim, 2001; Forsythe et al., 2011; Wandner et al., 2012).

Conclusions

It is contended that this exploratory research has evident import for the broader literature on pain, culture and context. Herein, high immersion in competitive sporting culture was demonstrated to significantly increase ratings of how much pain a peer should endure before abandoning particular sport-related activities. Although the approach adopted is not without inferential limitations, as noted, the nature of the findings, and their close correspondence with those in extant literature on cultural attitudes towards personal pain, suggests that it may prove a useful point-of-departure for future studies addressing acculturated attitudes towards pain in others. Above all, however, given the particular focus upon physical education and educators, this study provides a preliminary quantitative insight into how “risky” attitudes towards pain might be perpetuated within the grassroots culture of sport from one generation to the next. From a health psychology perspective this further illuminates a well-documented problem in the culture of sport, and also strengthens the case for more active intervention in tertiary education to help arrest its day-to-day reproduction.

Declaration: The Authors declare that there is no conflict of interest.

References

- Bandura, A. (1997). *Self-efficacy: The exercise of control*. New York: W.H. Freeman.
- Beecher, H. (1959). *Measurement of subjective responses*. New York: Oxford University Press.
- Bendelow, G. A. (2006). Pain, suffering and risk. *Health, Risk & Society*, 8(1), 59-70. doi: 10.1080/13698570500532298
- Bendelow, G. A., & Williams, S. J. (1995). Transcending the dualisms: Towards a sociology of pain. *Sociology of Health & Illness*, 17(2), 139-165. doi: 10.1111/j.1467-9566.1995.tb00479.x
- Bryce, T. N., Biering-Sørensen, F., Finnerup, N. B., Cardenas, D. D., Defrin, R., Ivan, E., . . . Dijkers, M. (2012). International spinal cord injury pain (ISCIP) classification: Part 2. initial validation using vignettes. *Spinal Cord*, 50(6), 404-412. doi:10.1038/sc.2012.2
- Cleland, J. A., Palmer, J. A., & Venzke, J. W. (2005). Ethnic differences in pain perception. *Physical Therapy Reviews*, 10(2), 113-122. doi:10.1179/108331905X55749
- Coll, M., Budell, L., Rainville, P., Decety, J., & Jackson, P. L. (2012). The role of gender in the interaction between self-pain and the perception of pain in others. *The Journal of Pain: Official Journal of the American Pain Society*, 13(7), 695-703. doi:10.1016/j.jpain.2012.04.009

- Craig, K. D., Versloot, J., Goubert, L., Vervoort, T., & Crombez, G. (2010).
Perceiving pain in others: Automatic and controlled mechanisms. *The Journal of Pain: Official Journal of the American Pain Society*, *11*(2), 101-108.
doi:10.1016/j.jpain.2009.08.008
- Crue, P. L., & Pinsky, J. (2009). The chronic pain syndrome: Don't forget the
unconscious mechanisms! *Pain Medicine*, *10*(1), 6-7. doi: 10.1111/j.1526-
4637.2008.00536.x
- Curry, T. J., & Strauss, R. H. (1994). A little pain never hurt anybody: A photo-essay
on the normalization of sport injuries. *Sociology of Sport Journal*, *11*, 195-208.
- Diamantopoulos, A., Sarstedt, M., Fuchs, C., Wilczynski, P., & Kaiser, S. (2012).
Guidelines for choosing between multi-item and single-item scales for construct
measurement: A predictive validity perspective. *Journal of the Academy of
Marketing Science*, *40*(3), 434-449. doi:10.1007/s11747-011-0300-3
- DiCello, N. (2001). No pain, no gain, no compensation: Exploiting professional
athletes through substandard medical care administered by team physicians.
Cleveland State Law Review, *49*(3), 507.
- Edwards, C. L., Fillingim, R. B., & Keefe, F. (2001). Race, ethnicity and pain. *Pain*,
94(2), 133-137. doi: 10.1016/s0304-3959(01)00408-0
- Edwards, R. R., & Fillingim, R. B. (2001). Original reports: Effects of age on
temporal summation and habituation of thermal pain: Clinical relevance in
healthy older and younger adults. *Journal of Pain*, *2*, 307-317.
doi:10.1054/jpai.2001.25525

- Forsythe, L. P., Thorn, B., Day, M., & Shelby, G. (2011). Race and sex differences in primary appraisals, catastrophizing, and experimental pain outcomes. *Journal of Pain, 12*(5), 563-572. doi: 10.1016/j.jpain.2010.11.003
- Gardner, D. G., Cummings, L. L., Dunham, R. B., & Pierce, J. L. (2016). Single-item versus multiple-item measurement scales: An empirical comparison. *Educational and Psychological Measurement, 58*(6), 898-915.
doi:10.1177/0013164498058006003
- Garland, E. L. (2012). Pain processing in the human nervous system: A selective review of nociceptive and biobehavioral pathways. *Primary Care, 39*(3), 561-572. doi:10.1016/j.pop.2012.06.013
- Hechler, T., Vervoort, T., Hamann, M., Tietze, A., Vocks, S., Goubert, L., . . . Zernikow, B. (2011). Parental catastrophizing about their child's chronic pain: Are mothers and fathers different? *European Journal of Pain, 15*(5), 515.e1-515.e9. doi:10.1016/j.ejpain.2010.09.015
- Heil, J. (2012). Pain on the run: Injury, pain and performance in a distance runner. *Sport Psychologist, 26*(4), 540-550. doi: 10.1123/tsp.26.4.540
- Holland, R. W., Verplanken, B., & Van Knippenberg, A. (2002). On the nature of attitude-behavior relations: The strong guide, the weak follow. *European Journal of Social Psychology, 32*(6), 869-876. doi:10.1002/ejsp.135
- Howe, P. D. (2004). *Sport, professionalism and pain: Ethnographies of injury and risk*. London: Routledge.

- Jackson, T., Iezzi, T., Gunderson, J., Nagasaka, T., & Fritch, A. (2002). Gender differences in pain perception: The mediating role of self-efficacy beliefs. *Sex Roles, 47*(11), 561-568. doi: 10.1023/A:1022077922593
- Jensen, M. P., & Karoly, P. (2001). Self-report scales and procedures for assessing pain in adults. In D. C. Turk, & R. Melzack (Eds.), *Handbook of pain assessment* (2nd ed., pp. 15-34). New York: Guilford Press.
- Jessiman-Perreault, G., & Godley, J. (2016). Playing through the pain: A university-based study of sports injury. *Advances in Physical Education, 6*(3), 178-194. doi:10.4236/ape.2016.63020
- Kane, I., Robertson, R. J., Fertman, C. I., McConnaha, W. R., Nagle, E. F., Rabin, B. S., & Rubinstein, E. N. (2010). Predicted and actual exercise discomfort in middle school children. *Medicine and Science in Sports and Exercise, 42*(5), 1013-1021. doi:10.1249/MSS.0b013e3181c3aa62
- Kappesser, J., Williams, A., & Prkachin, K., M. (2006). Testing two accounts of pain underestimation. *Pain (03043959), 124*(1-2), 109-116. doi:10.1016/j.pain.2006.04.003
- Kortessluoma, R., & Nikkonen, M. (2004). 'I had this horrible pain': The sources and causes of pain experiences in 4-to 11-year-old hospitalized children. *Journal of Child Health Care : For Professionals Working with Children in the Hospital and Community, 8*(3), 210-231. doi:10.1177/1367493504045822
- Lafond, C. M., Van Hulle Vincent, C., Corte, C., Hershberger, P. E., Johnson, A., Park, C. G., & Wilkie, D. J. (2015). PICU nurses' pain assessments and

intervention choices for virtual human and written vignettes. *Journal of Pediatric Nursing*, 30(4), 580-590. doi:10.1016/j.pedn.2015.01.022

Link, B. G., Phelan, J. C., Bresnahan, M., Stueve, A., & Pescosolido, B. A. (1999).

Public conceptions of mental illness: Labels, causes, dangerousness, and social distance. *American Journal of Public Health*, 89(9), 1328-1333.

doi:10.2105/AJPH.89.9.1328

Loo, R. (2002). A caveat on using single-item versus multiple-item scales. *Journal of Managerial Psychology*, 17(1), 68-75. doi:10.1108/02683940210415933

Madrigal, L., Robbins, J., Gill, D. L., & Wurst, K. (2015). A pilot study investigating the reasons for playing through pain and injury: Emerging themes in men's and women's collegiate rugby. *Sport Psychologist*, 29(4), 310-318.

doi:10.1123/tsp.2014-0139

Martel, M. O., Thibault, P., & Sullivan, M. J. L. (2011). Judgments about pain intensity and pain genuineness: The role of pain behavior and judgmental heuristics. *Journal of Pain*, 12(4), 468-475. doi: 10.1016/j.jpain.2010.10.010

Miceli, P., & Katz, J. (2009). The influence of addiction risk on nursing students' expectations of patients' pain reports: A clinical vignette approach. *Pain Research & Management*, 14(3), 223-31. doi:10.1155/2009/343871

Miller, C., & Newton, S. E. (2006). Pain perception and expression: The influence of gender, personal self-efficacy, and lifespan socialization. *Pain Management Nursing: Official Journal of the American Society of Pain Management Nurses*, 7(4), 148-152. doi: 10.1016/j.pmn.2006.09.004

- Miller, P. K., Rowe, L., Cronin, C., & Bampouras, T. M. (2012). Heuristic reasoning and the observer's view: The influence of example-availability on ad-hoc frequency judgments in sport. *Journal of Applied Sport Psychology, 24*(3), 290-302. doi:10.1080/10413200.2011.641062
- National Education Union. (2019). *Education, the law and you*. London: National Education Union. Retrieved from <https://neu.org.uk/media/596/view>
- Nemeth, R. L., Von Baeyer, C. L., & Rocha, E. M. (2005). Young gymnasts' understanding of sport-related pain: A contribution to prevention of injury. *Child: Care, Health and Development, 31*(5), 615-625. doi:10.1111/j.1365-2214.2005.00530.x
- Nixon, H. L. (1992). A social network analysis of influences on athletes to play with pain and injuries. *Journal of Sport & Social Issues, 16*(2), 127-135.
- Nixon, H. L. (1993). Accepting the risks of pain and injury in sport: Mediated cultural influences on playing hurt. *Sociology of Sport Journal, 10*(2), 183-196. doi: 10.1123/ssj.10.2.183
- Nixon, H. L. (1994). Coaches' views of risk, pain, and injury in sport, with special reference to gender differences. *Sociology of Sport Journal, 11*(1), 79-87. doi: 10.1123/ssj.11.1.79
- Nixon, H. L. (1996). Explaining pain and injury attitudes and experiences in sport in terms of gender, race, and sports status factors. *Journal of Sport & Social Issues, 20*(1), 33-44. doi: 10.1177/019372396020001004

- Pageaux, B. (2016). Perception of effort in exercise science: Definition, measurement and perspectives. *European Journal of Sport Science*, 16(8), 885-894.
doi:10.1080/17461391.2016.1188992
- Palermo, T. M., Valrie, C. R., & Karlson, C. W. (2014). Family and parent influences on pediatric chronic pain: A developmental perspective. *American Psychologist*, 69(2), 142-152. doi:10.1037/a0035216
- Pike, E. C. J. (2005). 'Doctors just say "Rest and take ibuprofen"'. A critical examination of the role of 'non-orthodox' health care in women's sport. *International Review for the Sociology of Sport*, 40(2), 201-209.
doi:10.1177/1012690205057199
- Pike, E. C. J., & Maguire, J. A. (2003). Injury in women's sport: Classifying key elements of " risk encounters". *Sociology of Sport Journal*, 20(3), 232-251. doi: 10.1123/ssj.20.3.232
- Robertson, R. J., Goss, F. L., Aaron, D. J., Nagle, E. F., Gallagher, J., Michael, Kane, I. R., . . . Hunt, S. E. (2009). Concurrent muscle hurt and perceived exertion of children during resistance exercise. *Medicine and Science in Sports and Exercise*, 41(5), 1146-1154. doi:10.1249/MSS.0b013e3181930321
- Roderick, M., Waddington, I., & Parker, G. (2000). Playing hurt: Managing injuries in English professional football. *International Review for the Sociology of Sport*, 35(2), 165-80. doi: 10.1177/101269000035002003
- Safai, P. (2003). Healing the body in the "culture of risk": Examining the negotiation of treatment between sport medicine clinicians and injured athletes in canadian

intercollegiate sport. *Sociology of Sport Journal*, 20(2), 127-146. doi:
10.1123/ssj.20.2.127

Saragiotto, B. T., Di Pierro, C., & Lopes, A. D. (2014). Risk factors and injury prevention in elite athletes: A descriptive study of the opinions of physical therapists, doctors and trainers. *Brazilian Journal of Physical Therapy*, 18(2), 137-143. doi:10.1590/S1413-35552012005000147

Schneider, S., Sauer, J., Berrsche, G., & Schmitt, H. (2019). No pain, no gain? prevalence, location, context, and coping strategies with regard to pain among young German elite basketball players. *Journal of Human Kinetics*, 69, 179–189. doi:10.2478/hukin-2018-0098

Smith, R. T. (2008). Pain in the act: The meanings of pain among professional wrestlers. *Qualitative Sociology*, 31(2), 129-148. doi:10.1007/s11133-008-9098-9

Smith, S. A. (2014). No pain, no gain: Somatosensation from skeletal muscle: Viewpoint. *Experimental Physiology*, 99(2), 340-341. doi:10.1113/expphysiol.2013.076810

Spector, T. D., Harris, P. A., Hart, D. J., Cicuttini, F. M., Nandra, D., Etherington, J., . . . Doyle, D. V. (1996). Risk of osteoarthritis associated with long-term weight-bearing sports. *Arthritis Rheum*, 39, 988-995. doi: 10.1002/art.1780390616

Spittle, M., Jackson, K., & Casey, M. (2009). Applying self-determination theory to understand the motivation for becoming a physical education teacher. *Teaching and Teacher Education*, 25(1), 190-197. doi:10.1016/j.tate.2008.07.005

Sport England. (2019). *Active lives adult survey: May 2018/2019 report*. London:

Sport England. Retrieved from https://sportengland-production-files.s3.eu-west-2.amazonaws.com/s3fs-public/2020-01/active-lives-adult-may-18-19-report_1.pdf?ehS517YBm3YeLHgNwXLmUSbTZPENafJY

Tesarz, J., Schuster, A. K., Hartmann, M., Gerhardt, A., & Eich, W. (2012). Pain perception in athletes compared to normally active controls: A systematic review with meta-analysis. *Pain*, 153(6), 1253-1262. doi:10.1016/j.pain.2012.03.005

Trawalter, S., Hoffman, K. M., & Waytz, A. (2012). Racial bias in perceptions of others' pain. *PLoS ONE*, 7(11), 1-8. doi:10.1371/journal.pone.0048546

Walk, S. R. (1997). Peers in pain: The experiences of student athletic trainers. *Sociology of Sport Journal*, 14(1), 22-56. doi: 10.1123/ssj.14.1.22

Wandner, L. D., Scipio, C. D., Hirsh, A. T., Torres, C. A., & Robinson, M. E. (2012). The perception of pain in others: How gender, race, and age influence pain expectations. *Journal of Pain*, 13(3), 220-227. doi: 10.1016/j.jpain.2011.10.014

Weinberg, R., Vernau, D., & Horn, T. (2013). Playing through pain and injury: Psychosocial considerations. *Journal of Clinical Sport Psychology*, 7(1), 41-59. doi: 10.1123/jcsp.7.1.41

Wiese-Bjornstal, D. M. (2010). *Psychology and socioculture affect injury risk, response, and recovery in high-intensity athletes: A consensus statement*. Oxford, UK: Blackwell Publishing Ltd. doi:10.1111/j.1600-0838.2010.01195.x

Winance, M. (2006). Pain, disability and rehabilitation practices. A phenomenological perspective. *Disability & Rehabilitation*, 28(18), 1109-1118. doi:

10.1080/09638280500531800

PRE-PUBLICATION DRAFT