



THE UNIVERSITY *of* EDINBURGH

## Edinburgh Research Explorer

### Using a knowledge exchange event to assess study participants' attitudes to research in a rapidly evolving research context

**Citation for published version:**

Beange, I, Kirkham, EJ, Fletcher-watson, S, Iveson, MH, Lawrie, SM, Batty, GD, Boardman, JP, Deary, IJ, Black, C, Porteous, DJ & McIntosh, AM 2020, 'Using a knowledge exchange event to assess study participants' attitudes to research in a rapidly evolving research context', *Wellcome Open Research*, vol. 5, no. 24, pp. 24. <https://doi.org/10.12688/wellcomeopenres.15651.1>, <https://doi.org/10.12688/wellcomeopenres.15651.1>

**Digital Object Identifier (DOI):**

<https://doi.org/10.12688/wellcomeopenres.15651.1>  
[10.12688/wellcomeopenres.15651.1](https://doi.org/10.12688/wellcomeopenres.15651.1)

**Link:**

[Link to publication record in Edinburgh Research Explorer](#)

**Document Version:**

Publisher's PDF, also known as Version of record

**Published In:**

Wellcome Open Research

**General rights**

Copyright for the publications made accessible via the Edinburgh Research Explorer is retained by the author(s) and / or other copyright owners and it is a condition of accessing these publications that users recognise and abide by the legal requirements associated with these rights.

**Take down policy**

The University of Edinburgh has made every reasonable effort to ensure that Edinburgh Research Explorer content complies with UK legislation. If you believe that the public display of this file breaches copyright please contact [openaccess@ed.ac.uk](mailto:openaccess@ed.ac.uk) providing details, and we will remove access to the work immediately and investigate your claim.





## RESEARCH ARTICLE

# Using a knowledge exchange event to assess study participants' attitudes to research in a rapidly evolving research context

[version 1; peer review: 3 approved]

Iona Beange <sup>1</sup>, Elizabeth J. Kirkham <sup>1</sup>, Sue Fletcher-Watson <sup>1</sup>,  
Matthew H. Iveson <sup>1</sup>, Stephen M. Lawrie <sup>1</sup>, G. David Batty <sup>2,3</sup>,  
James P. Boardman <sup>1,4</sup>, Ian J. Deary <sup>5</sup>, Corri Black<sup>6</sup>, David J. Porteous <sup>7</sup>,  
Andrew M. McIntosh <sup>1,5</sup>

<sup>1</sup>Division of Psychiatry, Centre for Clinical Brain Sciences, University of Edinburgh, Edinburgh, EH10 5HF, UK

<sup>2</sup>Department of Epidemiology and Public Health, University College London Medical School, London, WC1E 7HB, UK

<sup>3</sup>School of Biological and Population Health Sciences, Oregon State University, Corvallis, Oregon, USA

<sup>4</sup>Medical Research Council Centre for Reproductive Health, University of Edinburgh, Edinburgh, EH16 4TJ, UK

<sup>5</sup>The Lothian Birth Cohorts, Division of Psychology, University of Edinburgh, Edinburgh, EH8 9JZ, UK

<sup>6</sup>Institute of Applied Health Sciences, University of Aberdeen, Aberdeen, AB25 2ZD, UK

<sup>7</sup>MRC Institute of Genetics and Molecular Medicine, University of Edinburgh, Edinburgh, EH4 2XU, UK

**v1** First published: 10 Feb 2020, 5:24  
<https://doi.org/10.12688/wellcomeopenres.15651.1>

Latest published: 10 Feb 2020, 5:24  
<https://doi.org/10.12688/wellcomeopenres.15651.1>

## Abstract

**Background:** The UK hosts some of the world's longest-running longitudinal cohort studies, who make repeated observations of their participants and use these data to explore health outcomes. An alternative method for data collection is record linkage; the linking together of electronic health and administrative records. Applied nationally, this could provide unrivalled opportunities to follow a large number of people in perpetuity. However, public attitudes to the use of data in research are currently unclear. Here we report on an event where we collected attitudes towards recent opportunities and controversies within health data science.

**Methods:** The event was attended by ~250 individuals (cohort members and their guests), who had been invited through the offices of their participating cohort studies. There were a series of presentations describing key research results and the audience participated in 15 multiple-choice questions using interactive voting pads.

**Results:** Our participants showed a high level of trust in researchers (87% scoring them 4/5 or 5/5) and doctors (81%); but less trust in commercial companies (35%). They supported the idea of researchers using information from both neonatal blood spots (Guthrie spots) (97% yes) and from electronic health records (95% yes). Our respondents were willing to wear devices like a 'Fit-bit' (78% agreed) or take a brain scan that might predict later mental illness (73%). However, they were less willing to take a new drug for research purposes (45%). They were keen to encourage others to take part in research; whether that be offering the opportunity to

## Open Peer Review

Reviewer Status

	Invited Reviewers		
	1	2	3
version 1 10 Feb 2020	 report	 report	 report

1 **Mhairi Stewart** , University of St Andrews, St Andrews, UK

2 **Becky Hothersall**, University of Glasgow, Glasgow, UK

3 **Justin Starren**, Northwestern University, Chicago, USA

Any reports and responses or comments on the article can be found at the end of the article.

pregnant mothers (97% agreed) or extending invitations to their own children and grandchildren (98%).

**Conclusions:** Our participants were broadly supportive of research access to data, albeit less supportive when commercial interests were involved.

Public engagement events that facilitate two-way interactions can influence and support future research and public engagement efforts.

### Keywords

Public Engagement, Cohort, Data Science, Data Linkage, Opinion, Guthrie, Health, Scotland, Knowledge Exchange, Big Data,



This article is included in the [Generation Scotland gateway](#).

**Corresponding author:** Iona Beange ([iona.beange@ed.ac.uk](mailto:iona.beange@ed.ac.uk))

**Author roles:** **Beange I:** Conceptualization, Data Curation, Formal Analysis, Investigation, Methodology, Project Administration, Visualization, Writing – Original Draft Preparation, Writing – Review & Editing; **Kirkham EJ:** Writing – Review & Editing; **Fletcher-Watson S:** Writing – Review & Editing; **Iverson MH:** Writing – Review & Editing; **Lawrie SM:** Investigation, Methodology, Writing – Review & Editing; **Batty GD:** Investigation, Methodology, Writing – Review & Editing; **Boardman JP:** Investigation, Methodology; **Deary IJ:** Investigation, Methodology; **Black C:** Investigation, Methodology; **Porteous DJ:** Conceptualization, Investigation, Methodology, Project Administration, Writing – Review & Editing; **McIntosh AM:** Conceptualization, Funding Acquisition, Investigation, Methodology, Project Administration, Supervision, Writing – Review & Editing

**Competing interests:** AMM has received research support funding from the Sackler Trust, Eli Lilly and Janssen and has received speaker's fees from Illumina. DJP is PI for Generation Scotland and a member of ACONF and of UK Biobank. He reports no other conflicts of interest.

**Grant information:** DJP, IJD and AMM are supported by Wellcome Trust Grant 104036. IJD, DJP, JPB and AMM, IB, EJK and SFW are supported by MRC Mental Health Data Pathfinder Grant MC\_PC\_17209. AMM and SML are supported by MRC Grant MC\_PC\_MR/R01910X/1. AMM is supported by MRC Grant MR/S035818/1. Theirworld Edinburgh Birth Cohort is funded by the charity Theirworld ([www.theirworld.org](http://www.theirworld.org)), and is undertaken in the MRC Centre for Reproductive Health, which is funded by MRC Centre Grant (G1002033). CB and DJP are supported by Health Data Research UK, an initiative funded by UK Research and Innovation, Department of Health and Social Care (England) and the devolved administrations, and leading medical research charities.

*The funders had no role in study design, data collection and analysis, decision to publish, or preparation of the manuscript.*

**Copyright:** © 2020 Beange I *et al.* This is an open access article distributed under the terms of the [Creative Commons Attribution License](#), which permits unrestricted use, distribution, and reproduction in any medium, provided the original work is properly cited.

**How to cite this article:** Beange I, Kirkham EJ, Fletcher-Watson S *et al.* **Using a knowledge exchange event to assess study participants' attitudes to research in a rapidly evolving research context [version 1; peer review: 3 approved]** Wellcome Open Research 2020, 5:24 <https://doi.org/10.12688/wellcomeopenres.15651.1>

**First published:** 10 Feb 2020, 5:24 <https://doi.org/10.12688/wellcomeopenres.15651.1>

## Introduction

The UK has hosted some of the world's longest running longitudinal cohort studies of health and wellbeing. These long-term projects make repeated observations of their participants and use these data to explore how factors such as health, wealth, family, and education influence health outcomes and mortality. Together, these studies have led to several thousand publications (e.g. [Generation Scotland, 2019](#); [Lothian Birth Cohort, 2019](#); [UK Biobank, 2019](#)), and to policy changes that have impacted national and global health ([Pearson, 2017](#); [Power & Elliott, 2006](#)).

Cohort studies are, nevertheless, highly resource intensive and subject to participant attrition. It is also difficult to make them future-proof; for example, it is not possible to anticipate every measure that may become of interest to researchers in the future. Furthermore, inevitable changes to lifestyle and technology can make cohort data collected decades ago less relevant to current circumstances.

An alternative method to longitudinal 'face-to-face' follow-up of individual participants is record linkage: the linking together of electronic health and administrative records, which are routinely collected (e.g. as part of a hospital visit or census). Although not collected with research in mind, these records can nevertheless be combined to produce a comprehensive and longitudinal dataset. If applied nationally, this type of dataset could provide unrivalled opportunities for researchers to follow a large number of people in perpetuity. Data linkage also has several advantages over face-to-face follow up, not least the fact that it is participant-passive and of negligible burden to the participant. This in turn reduces study attrition and increases the representativeness of study findings. Record linkage is also more flexible than face-to-face assessments, as it can be updated to capture new events, exposures and outcomes.

A recent extension to record linkage studies, particularly in Denmark and Sweden, has been the identification and analysis of dried neonatal blood spots. These were originally obtained as heel-prick neonatal blood samples and used to detect inborn errors of metabolism. Nick-named 'Guthrie Spots' after the physician who devised them, these dried blood spots have been collected and archived by NHS Scotland since 1965; and now number around 3 million in total. In Denmark, there is a long-established biobank of newborn blood spots that is available for anonymised research ([Norgaard-Pedersen & Hougaard, 2007](#)). However, such research access has not yet been granted in Scotland. Nevertheless, Generation Scotland have demonstrated the feasibility of using adults dried blood spots for DNA methylation studies, and have shown that they can accurately replicate the findings made with fresh peripheral blood ([Walker \*et al.\*, 2019](#)). Thus, the NHS Scotland blood spot archive has a high potential research value.

Nevertheless, record linkage studies, including those that use archived blood spots, also have several drawbacks. These include their dependence upon administrative recording processes, which may not be standardised within large organisations like

the NHS. It is important to consider that administrative records are not collected with research in-mind, and data may be of lower quality or need substantial pre-processing before it can be used. Furthermore, the systems and legal basis for the use of archived data and samples may vary depending on which organisation is responsible for their retention. Even in situations where the data and samples are available for research, it would be impossible to obtain informed consent from all of the individuals to whom the data and samples relate.

Public attitudes to the use of such data and samples for research are currently unclear. It is not known what proportion of the public are aware of their retention, their value and whether they would approve of their diversion for approved forms of research. It is also unclear whether the public would approve the use of samples such as blood spots for all research, and if so with what sort of regulatory oversight and approval mechanism?

Similarly, researchers are interested in public opinion on other tricky issues such as: Should children be allowed to consent to their own participation in research? Who would you trust with your data? Should predictive brain scans be offered for later mental illness?

Here we report on an event at which we sought to engage with individuals and their families from across diverse Scottish research cohorts. We aimed to both share our recent research findings and to assess attitudes towards recent opportunities and controversies on topics such as: electronic health record linkage; the repurposing of biological samples for research use; and the involvement of commercial interests (amongst other topics). By collecting these opinions from our cohort members, we sought to better understand their views and to provide a basis for further public engagement on these issues. In particular, by asking individuals who had taken part in research to bring along a guest, we also sought to test whether the individuals who had participated in research differed in their attitudes towards data linkage and analysis when compared to those who had not.

## Methods

### Participants

This study reports on the purpose and findings for an 'all cohorts' meeting under the banner "A Celebration of Scottish Health Research: Participatory Research in Cohort Studies of Mental and Physical Health" held in Edinburgh on 10th June, 2018.

The event format and venue was based upon the successful 'reunion' model developed by Professor Ian Deary and his team at the [Disconnected Mind project](#), who regularly update their [Lothian Birth Cohorts 1921 and 1936](#) members about their study findings.

The event was held at The Assembly Hall, Mound Place, Edinburgh. This is the meeting place of the General Assembly of the Church of Scotland and was previously home to The Scottish Parliament between 1999 and 2004. This meant that

the venue had experienced technicians who could provide and install high quality presentation equipment, filming equipment and up to 600 interactive voting pads, allowing the collection of participant responses in real time.

Participants from a number of Scottish cohort studies (Aberdeen Children of the 1950s (Leon *et al.*, 2006), Generation Scotland (Smith *et al.*, 2013), Lothian Birth Cohort (Deary *et al.*, 2012), and Theirworld Edinburgh Birth Cohort (TEBC, 2016)) were invited to attend an event at which they would hear key results from the studies in which they had participated. The event was also used as an opportunity to measure attitudes towards future research, including routine health record/sample linkage and its subsequent analysis.

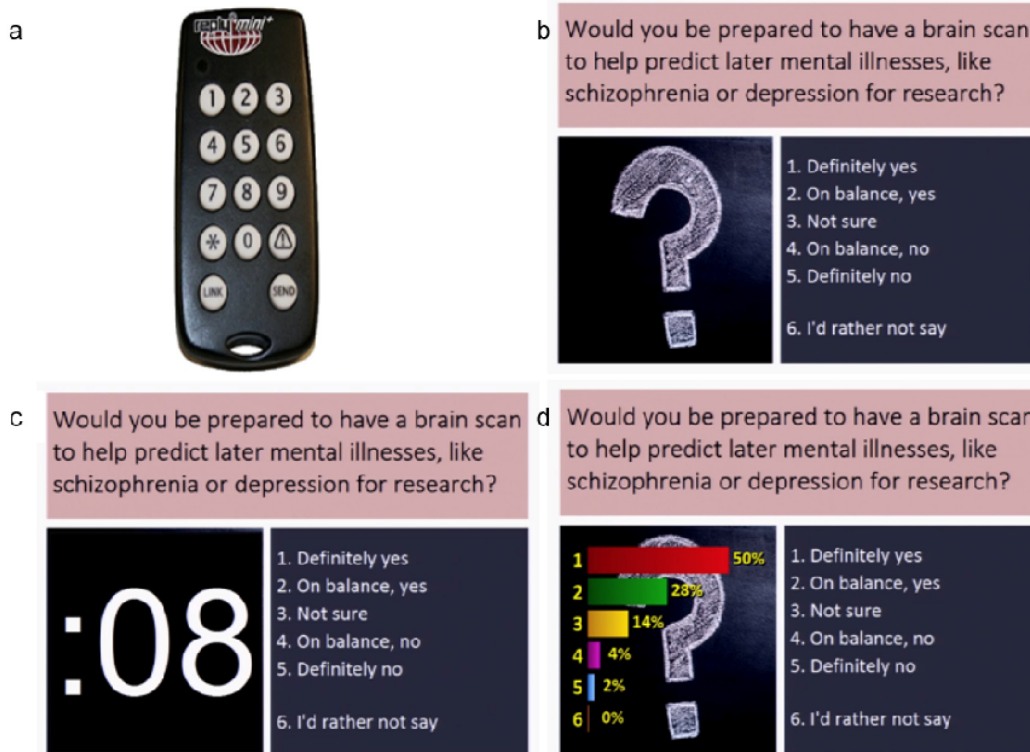
Participants were personally invited using paper invitations which were posted out via their cohort managers or, in the case of Generation Scotland, via The Health Informatics Centre at The University of Dundee. (Data protection and GDPR laws meant it was not possible for us to obtain cohort members' names and addresses, so invitations could not be posted out directly.) The invitation is available as *Extended data* (Beange *et al.*, 2019). Selection for invitation was done by the cohort managers, based upon factors such as permission to re-contact, postcode, etc. All participants of the Lothian Birth Cohort were invited; for practical reasons, a randomly selected subsection of the other cohorts were invited.

### Event logistics

The event was attended by approximately 250 individuals. Upon arrival, participants received a delegate pack (a Centre for Cognitive Ageing and Cognitive Epidemiology branded cloth bag) which contained (amongst other things):

- A programme for the afternoon
- A filming and photography notice
- A Keep-in-touch form - to allow us to contact them again after the event
- A feedback form - to evaluate the event
- A list of stands
- Centre for Cognitive Ageing and Cognitive Epidemiology (CCACE) notes: Celebrating Participatory Research Magazine, with stories from each of the presenters (Available as Extended data, Beange *et al.*, 2019).
- A SHARE Leaflet (Volunteer to share NHS records for research purposes) <https://www.registerforshare.org/>
- A trolley coin, pencil, pen and mints

They also received an interactive voting pad on a lanyard (see Figure 1).



**Figure 1. Voting system used.** (a) A photo of the interactive voting pad that was used. Other panels show the appearance of the screen at various time points during the voting procedure: (b) when the question was asked; (c) during voting, when a 10 second countdown appeared on screen; (d) the result of the vote.



The number of voting attendees from each study, and their accompanying guests, are shown in [Table 1](#). The majority of voting participants were cohort members, but 31% were guests (e.g. the partner, child or friend of a cohort member). *NB: Some participants who attended are not included in [Table 1](#), either because they arrived late or because they did not use the voting pads.*

No other demographic information was collected from participants on the day, although we know that Lothian Birth Cohort members were approximately 82 years old and Aberdeen Children of the 1950s members were between 62 and 68 years old. Participants came from across all regions of Scotland.

Ethical permission was granted by The Psychology Research Ethics Committee (PREC) at the University of Edinburgh (Ref No: 327-1718/3). As no identifying data were collected from participating individuals, it was deemed that written consent to participate was not necessary. The information sheet given to participants is included in *Extended data* ([Beange et al., 2019](#)). Participants had the option to take part (press clicker button) or not for every question as it arose.

Written photography and filming consent was obtained from all speakers, so the talks could be filmed and uploaded to the [ccacevideo YouTube channel](#). (The videos and slides can also be found in the *Extended data*, [Beange et al., 2019](#)).

For the public, photography notices were displayed prominently on the walls and on seats which had the potential to be captured by photography or video recording. A more detailed photography notice, which indicated potential uses for the photographs/video was also included in the delegate pack. To comply with data protection regulations (GDPR), these notices included contact details to allow people to withdraw their consent after the event, should they wish to do so. Alternative seating was available for those who preferred not to be captured in this way.

### Event programme

The meeting began with a short introductory talk by Prof Andrew Morris, Vice Principal of Data Science at The University of

Edinburgh, who outlined the importance of medical research and extended his thanks to the cohort members.

He was followed by Professor Andrew McIntosh, Professor of Biological Psychiatry at The University of Edinburgh, who introduced the concept of a health cohort study, set out how healthcare data was used in research and instructed the audience in the use of the voting system.

These introductory talks were then followed by 6 topic-specific presentations, each of approximately 20 minutes in duration (see [Table 2](#)), and which included 2-3 voting pad questions (see [Table 3](#)).

### Voting procedure

Multiple choice questions were posed by each speaker, during or at the end of their talk (see [Table 3](#)). Participants were given a list of the questions in their delegate packs (see also cohort meeting slide deck, *Extended data* ([Beange et al., 2019](#))). Participants had 10 seconds to respond via an interactive voting pad ([Figure 1](#)). If they pressed more than one button, only their last result was recorded. When the vote closed, the results were immediately displayed on the screens ([Figure 1b-d](#)). Participants could choose not to vote at any point. Videos of all talks given, as well as each of the slides used during these talks, are available as *Extended data* ([Beange et al., 2019](#)).

### Statistical analysis

The majority of the results are reported as a percentage of total respondents. Where people answered both question 1 (cohort membership/guest) and one of the other questions, Mann-Whitney U-tests were used to compare groups (see [Table 5](#)).

### Results

In total, 234 people voted at least once during the event and the number of responses to each question ranged from 176 to 220. Data are presented below in terms of frequency counts, and we examined in each case the difference in opinion between cohort participants and other event guests. Summary frequencies for the participants' responses are shown in [Table 4](#), organised according to the topic of the presentation that immediately

**Table 1. Breakdown of cohort membership at the cohort event.** These data were collected via the interactive voting pads. Not all attendees chose to participate in every question. Additionally, a few individuals arrived late or left early and did not provide complete data for every question.

Cohort	No. of attendees*	% attendees
Aberdeen Children of the 1950s & Generation Scotland	17	8%
Generation Scotland only	24	11%
Lothian Birth Cohort	99	47%
Theirworld Edinburgh Birth Cohort	4	2%
Guest	66	31%
I'd rather not say	1	1%
<b>Total</b>	<b>211</b>	

**Table 2. List of talks.** Each talk represents a different cohort. The talks can be viewed on the [ccacevideo YouTube channel](#). The slides and videos can also be found in the Extended data files, [Beange et al., 2019](#).

Presenter (order)	Presentation title	Brief description
<b>Prof J Boardman</b> , University of Edinburgh	<b>Growing up following premature birth</b>	<b>Theirworld Edinburgh Birth Cohort.</b> <b>Purpose:</b> to investigate the causes and consequences of being born too soon or too small on brain development and long term outcomes on children and their families.
<b>Professor Corri Black</b> , University of Aberdeen	<b>Whatever happened to the Aberdeen Children of the 1950s?</b>	<b>The Aberdeen Children of the 1950s</b> Purpose: to study the determinants of health and ill health in a group of individuals born in Aberdeen in the 1950s
<b>Professor David Porteous</b> , University of Edinburgh	<b>Generation Scotland - Next Generation</b>	<b>Generation Scotland</b> <b>Purpose:</b> to conduct a family and population based study of genetic and environmental determinants of physical and mental health.
<b>Professor Stephen Lawrie</b> , University of Edinburgh	<b>Youth Mental Health in Families at High Risk</b>	<b>The Edinburgh High Risk Study and Bipolar Family Study</b> <b>Purpose:</b> to follow a group of unaffected young people at high genetic risk of schizophrenia or bipolar disorder and identify the baseline predictors and trajectories of those who would later become unwell.
<b>Professor Ian Deary</b> , University of Edinburgh	<b>Ten Lothian Birth Cohort Commandments</b>	<b>The Lothian Birth Cohort</b> The Lothian Birth Cohort study aims to examine non-pathological cognitive ageing and its determinants. Individuals born in 1921 and 1936 and living in the Lothians were first invited to participate in 1999. The cognitive ability and health of participants has been monitored as they have aged.
<b>Professor David Batty</b> , University College London	<b>Living Longer in Scotland</b>	<b>Combining Scottish and English Cohort Studies</b> For the last 4 decades the people of Scotland have experienced markedly shorter life expectancy than their English counterparts. We report on our attempts to understand the reasons for these differentials.

**Table 3. List of multiple choice questions.** Each speaker asked 2 or 3 questions during or at the end of their talk. The questions are itemized in the order that they were asked and the potential multiple-choice answers for each question are listed.

	Question	Multiple Choice Answers
1	Which cohort do you belong to?	<ol style="list-style-type: none"> <li>1. Aberdeen Children of the 50s and Gen Scotland</li> <li>2. Generation Scotland only</li> <li>3. Lothian Birth Cohort</li> <li>4. Theirworld Edinburgh Birth Cohort</li> <li>5. Edinburgh High Risk Studies</li> <li>6. I'm here as a guest/I am not a member of a cohort</li> <li>7. I'd rather not say</li> </ol>
2	At what age do you think the issue of the child consenting to continued participation in a birth cohort study should be raised?	<ol style="list-style-type: none"> <li>1. 10 years</li> <li>2. 12 years</li> <li>3. 14 years</li> <li>4. 16 years</li> <li>5. Not sure</li> <li>6. I'd rather not say</li> </ol>
3	Do you think that all pregnant women and their babies who receive care in the NHS should be offered an opportunity to contribute to knowledge and evidence by participating in approved research studies?	<ol style="list-style-type: none"> <li>1. Definitely yes</li> <li>2. On balance, yes</li> <li>3. Not sure</li> <li>4. On balance, no</li> <li>5. Definitely no</li> <li>6. I'd rather not say</li> </ol>
4	Do you think that approved researchers should be allowed access to these blood spots?	<ol style="list-style-type: none"> <li>1. Definitely yes</li> <li>2. On balance, yes</li> <li>3. Not sure</li> <li>4. On balance, no</li> <li>5. Definitely no</li> <li>6. I'd rather not say</li> </ol>
5	Would you be willing for researchers to use information from your health record in research?	<ol style="list-style-type: none"> <li>1. Yes, without reservation</li> <li>2. On balance yes</li> <li>3. Not sure</li> <li>4. On balance, no</li> <li>5. Without reservation no</li> <li>6. I'd rather not say</li> </ol>

Question	Multiple Choice Answers
6 We would like to collect information about how much and where you exercise using something like a watch or 'Fit Bit'. Would you be willing?	<ol style="list-style-type: none"> <li>1. Yes, without reservation</li> <li>2. On balance yes</li> <li>3. Not sure</li> <li>4. On balance, no</li> <li>5. Without reservation no</li> <li>6. I'd rather not say</li> </ol>
7 On a scale of 1 (not very) to 5 (totally) how much do you trust University Health Researchers with your data?	<ol style="list-style-type: none"> <li>1. (not very)</li> <li>2. –</li> <li>3. –</li> <li>4. –</li> <li>5. (totally)</li> <li>6. I'd rather not say</li> </ol>
8 On a scale of 1 (not very) to 5 (totally) how much do you trust your GP or hospital doctor with your data?	<ol style="list-style-type: none"> <li>1. (not very)</li> <li>2. –</li> <li>3. –</li> <li>4. –</li> <li>5. (totally)</li> <li>6. I'd rather not say</li> </ol>
9 On a scale of 1 (not very) to 5 (totally) how much do you trust companies developing new tests or drugs with your data?	<ol style="list-style-type: none"> <li>1. (not very)</li> <li>2. –</li> <li>3. –</li> <li>4. –</li> <li>5. (totally)</li> <li>6. I'd rather not say</li> </ol>
10 Would you be prepared to have a brain scan to help predict later mental illnesses, like schizophrenia or depression for research?	<ol style="list-style-type: none"> <li>1. Definitely yes</li> <li>2. On balance, yes</li> <li>3. Not sure</li> <li>4. On balance, no</li> <li>5. Definitely no</li> <li>6. I'd rather not say</li> </ol>
11 Would you want to have access to a brain scan test of future mental illness, if it were safe and accurate?	<ol style="list-style-type: none"> <li>1. Definitely yes</li> <li>2. On balance, yes</li> <li>3. Not sure</li> <li>4. On balance, no</li> <li>5. Definitely no</li> <li>6. I'd rather not say</li> </ol>
12 If asked, would you encourage your children and grandchildren to take part in research cohorts?	<ol style="list-style-type: none"> <li>1. Definitely yes</li> <li>2. On balance, yes</li> <li>3. Not sure</li> <li>4. On balance, no</li> <li>5. Definitely no</li> <li>6. I'd rather not say</li> </ol>
13 If someone has said no, or not given a reply, [to post-mortem brain donation] should researchers approach them again to see if they have changed their mind/would like to donate now?	<ol style="list-style-type: none"> <li>1. Definitely yes, ask them again</li> <li>2. Possibly yes</li> <li>3. Yes, but only if they didn't reply previously (Do not contact them again if they said no).</li> <li>4. Not sure</li> <li>5. Probably not</li> <li>6. Definitely not</li> <li>7. I'd rather not say</li> </ol>
14 Would you be willing to repeat the testing you have already done but on a more frequent basis? (i.e. every 2 years?)	<ol style="list-style-type: none"> <li>1. Definitely yes</li> <li>2. On balance, yes</li> <li>3. Not sure</li> <li>4. On balance, no</li> <li>5. Definitely no</li> <li>6. I'd rather not say</li> </ol>
15 Would you be willing to change an aspect of your lifestyle (e.g. attend a social club, change your diet) as part of an intervention study?	<ol style="list-style-type: none"> <li>1. Definitely yes</li> <li>2. On balance, yes</li> <li>3. Not sure</li> <li>4. On balance, no</li> <li>5. Definitely no</li> <li>6. I'd rather not say</li> </ol>
16 Would you be willing to take a new drug as part of an intervention study?	<ol style="list-style-type: none"> <li>1. Definitely yes</li> <li>2. On balance, yes</li> <li>3. Not sure</li> <li>4. On balance, no</li> <li>5. Definitely no</li> <li>6. I'd rather not say</li> </ol>



preceded the questions being asked. Raw and summary results are available as *Underlying data* (Beange *et al.*, 2019).

### Summary of results

Overall, our respondents were very positive about health data research (See [Figure 2](#)).

When asked if all pregnant women should be given the opportunity to take part in research, 97% of our respondents replied 'yes'. But the response was more mixed when they were asked at what age a child participating in such a birth cohort should consent to continued participation, with a fairly even spread of results across 12, 14 and 16 years of age (25%, 29% and

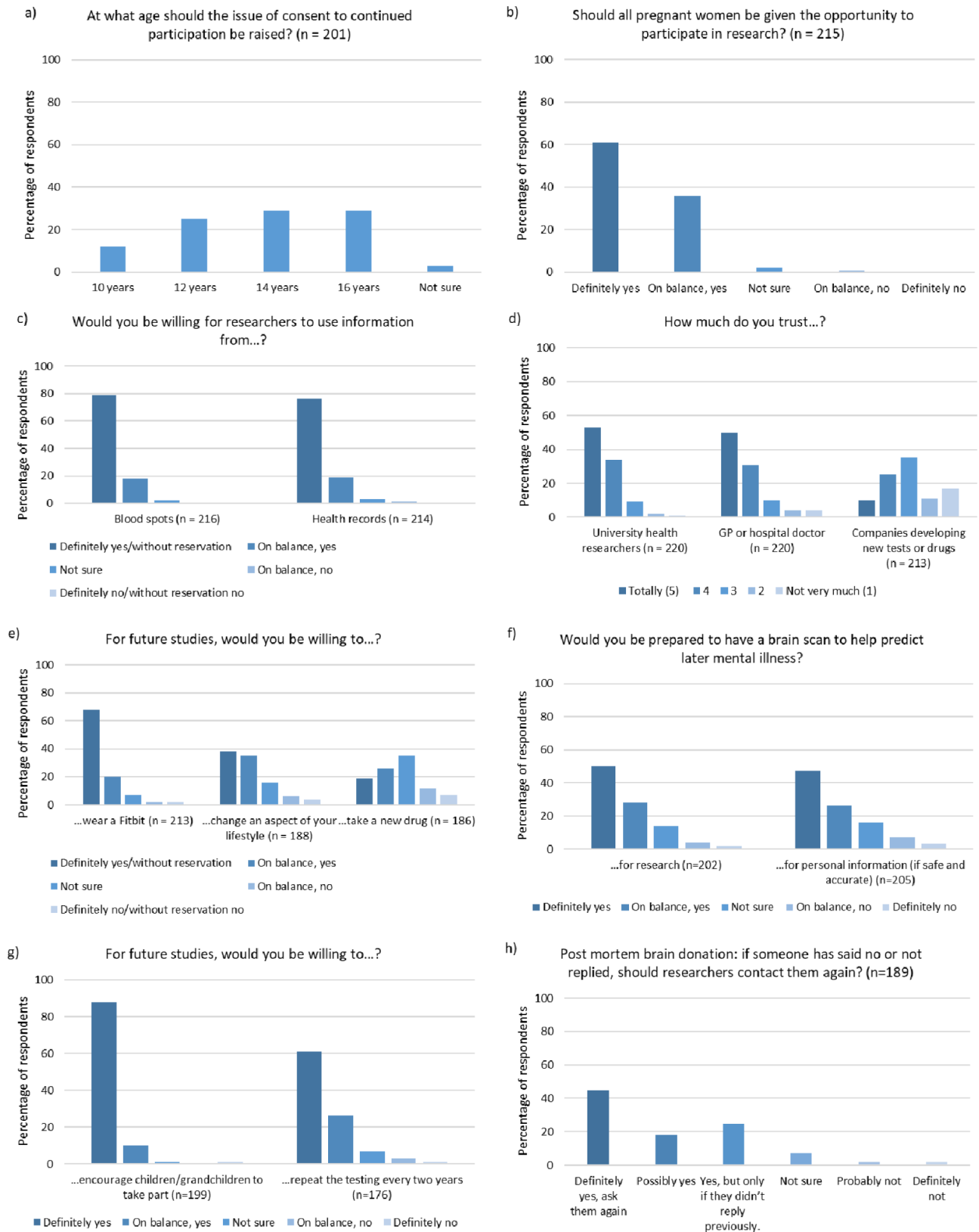
**Table 4. Voting responses from speaker-posed questions.** Explanations of technical terms were given with the question, or in the accompanying presentation. The most common answer in each category is highlighted in bold.

Presentation topic	Question	Responses (frequencies)
Theirworld Edinburgh Birth Cohort	At what age do you think the issue of the child consenting to continued participation in a birth cohort study should be raised?	10 years – 12% 12 years – 25% <b>14 years – 29%</b> 16 years – 29% Not sure – 3% I'd rather not say <1% (1 person)  [201 respondents]
	Do you think that all pregnant women and their babies who receive care in the NHS should be offered an opportunity to contribute to knowledge and evidence by participating in approved research studies?	<b>Definitely yes – 61%</b> On balance, yes – 36% Not sure – 2% On balance, no – 1% Definitely no – no votes I'd rather not say – no votes  [215 respondents]
	Do you think that approved researchers should be allowed access to these blood spots?	<b>Definitely yes – 79%</b> On balance, yes – 18% Not sure – 2% On balance, no – no votes Definitely no <1% (1 person) I'd rather not say – no votes  [216 respondents]
Paediatric cohort	Would you be willing for researchers to use information from your health record in research?	<b>Yes, without reservation – 76%</b> On balance, yes – 19% Not sure – 3% On balance - 1% Without reservation <1% (1 person) I'd rather not say – no votes  [214 respondents]
Family cohort	On a scale of 1 (not very) to 5 (totally) how much do you trust University Health Researchers with your data?	<b>5, totally – 53%</b> 4, - 34% 3 – 9% 2 – 2% 1 – 1% I'd rather not say – 1% (2 people)  [220 respondents]
	On a scale of 1 (not very) to 5 (totally) how much do you trust your GP or hospital doctor with your data?	<b>5, totally – 50%</b> 4, - 31% 3 – 10% 2 – 4% 1 – 4% I'd rather not say – 2% (4 people)  [220 respondents]
	On a scale of 1 (not very) to 5 (totally) how much do you trust companies developing new tests or drugs with your data?	5, totally – 10% 4, - 25% <b>3, - 35%</b> 2, - 11% 1, not very – 17% I'd rather not say – 2% [4 people]  [213 respondents]

Presentation topic	Question	Responses (frequencies)
Paediatric Cohort & Combining Scottish and English cohorts	We would like to collect information about how much and where you exercise using something like a watch or 'Fit Bit'. Would you be willing?	<b>Yes, without reservation – 68%</b> On balance, yes – 20% Not sure – 7% On balance, no – 2% Without reservation, no – 2% I'd rather not say – no votes  [213 respondents]
	Would you be willing to change an aspect of your lifestyle (e.g. attend a social club, changing your diet) as part of an intervention study?	<b>Definitely yes – 38%</b> On balance, yes – 35% Not sure - 16% On balance, no - 6% Definitely no - 4% I'd rather not say <1% (1 perso  [188 respondents]
	Would you be willing to take a new drug as part of an intervention study?	Definitely yes – 19% On balance, yes – 26% On balance, no – 12% Definitely no – 7% <b>Not sure – 35%</b>  [186 respondents]
Youth Mental Health	Would you be prepared to have a brain scan to help predict later mental illnesses, like schizophrenia or depression for research?	<b>Definitely yes – 50%</b> On balance, yes – 28% Not sure – 14% On balance, no – 4% Definitely no – 2% I'd rather not say <1% (1 person)  [202 respondents]
	Would you want to have access to a brain scan test of future mental illness, if it were safe and accurate?	<b>Definitely yes – 47%</b> On balance, yes – 26% Not sure – 16% On balance, no – 7% Definitely no – 3% I'd rather not say <1% (1 person)  [205 respondents]
Older Age Cohort	If someone has said no, or not given a reply [to post-mortem brain collection], should researchers approach them again to see if they have changed their mind/would like to donate now?	<b>Definitely yes – 45%</b> Possibly yes – 18% Yes, if they didn't reply before - 25% Not sure – 7% Probably not – 2% Definitely not – 2% I'd rather not say – 1% (2 people)  [189 respondents]
	If asked, would you encourage your children and grandchildren to take part in research cohorts?	<b>Definitely yes – 88%</b> On balance, yes – 10% Not sure - 1% (1 person) On balance, no – no votes Definitely no - 1% (1 person) I'd rather not say - 1% (1 person)  [199 respondents]
Combining Scottish and English cohorts	Would you be willing to repeat the testing you have already done but on a more frequent basis? (i.e. every 2 years?)	<b>Definitely yes – 61%</b> On balance, yes – 26% Not sure – 7% On balance, no - 3% Definitely no – 1% (2 people) I'd rather not say – 2% (3 people)  [176 respondents]

**Table 5. Statistical Differences between guests and cohort participants.** Table of Mann-Whitney U-test results showing differences between the opinions of cohort members and guests. Significant results are highlighted in yellow and labelled. Results have not been adjusted for multiple comparisons. There is no indication that failure to answer one question had any impact on the next, so each question has been analysed individually. There are many different reasons why people may not have answered a particular question including practical factors like arriving late or leaving early, or failing to press a button within the allocated 10 seconds.

Question	Number of Cohort members	Number of guests	Total (n)	Mann-Whitney U	Significance (p)
<b>1</b> [which cohort/guest]	<b>People selected their cohort or identified as a guest</b>				
<b>2</b> [age of consent]	129	60	189	3346	0.121
<b>3</b> [pregnant women]	135	64	199	4111	0.518
<b>4</b> [blood spots]	135	64	199	4102	0.413
<b>5</b> [access health record]	134	63	197	3738	0.081
<b>6</b> [FitBit]	133	62	195	3888	0.427
<b>7</b> [trust researchers] Cohort members more trusting than guests	133	64	197	3349	0.008
<b>8</b> [trust doctors] Cohort members more trusting than guests	135	63	198	3110	0.001
<b>9</b> [trust companies]	134	61	195	3499	0.095
<b>10</b> [brain scan for research]	128	56	184	3279	0.319
<b>11</b> [brain scan for health info]	128	57	185	3256	0.209
<b>12</b> [invite children/grandchildren]	125	56	181	3460	0.825
<b>13</b> [re-approach re: post-mortem brain donation] Cohort members more positive than guests	121	51	172	2291	0.005
<b>14</b> [repeat testing more regularly] Cohort members more positive than guests	121	40	161	1886	0.015
<b>15</b> [change lifestyle]	125	46	171	2530	0.205
<b>16</b> [take new drug]	122	47	169	2757	0.687



**Figure 2. Participant responses to each voting pad question.** Responses to all questions. Cases in which participants responded “I would rather not say” are not presented.

29% respectively). A total of 12% of respondents suggested the age of consent should be as low as 10 years old.

Similarly, our respondents were very positive about researchers accessing data held by the NHS such as neonatal ‘Guthrie Spots’ (97% yes) and routinely collected health care records (95% yes).

On the issue of trust, our participants showed a high degree of trust in university health researchers (87% of participants scored them 4/5 or 5/5) and doctors (81% scored them 4/5 or 5/5). However, less trust was expressed for companies with commercial interests (only 35% scored them 4/5 or 5/5).

For research data collection purposes 78% of our respondents were willing to wear a ‘Fit-bit’ style activity monitor and 73% were willing to change an aspect of their lifestyle (e.g. attend a social club or change their diet). However, only 45% were willing to take a new drug as part of an intervention study. Nevertheless, 68% of our respondents were prepared to undergo a brain scan to help researchers predict later mental illness and 73% would like access to such a test more generally, if it were safe and accurate.

Post-mortem brain donation is an option within one of our older age cohorts and all members have already been approached once about this decision. Of our respondents, 45% said that cohort members should be approached again and a further 18% said ‘possibly yes’. We also offered a more nuanced option of ‘yes, if they didn’t reply before’ which 25% of our respondents selected. Of our respondents, 7% said they were ‘not sure’ and 4% said cohort members should not be contacted again about this option.

Encouragingly, 98% of our participants would encourage their children and grandchildren to take part in a research cohort.

Finally, we asked if participants would be willing to repeat the testing that they have already done, but on a more frequent basis (i.e. every 2 years). In total, 87% of respondents said yes, highlighting again our respondents’ high level of enthusiasm for health data research.

#### Differences between guests and cohort participants

Significant differences between cohort participants and their invited guests are described below. All test results (including non-significant results) are reported in [Table 5](#).

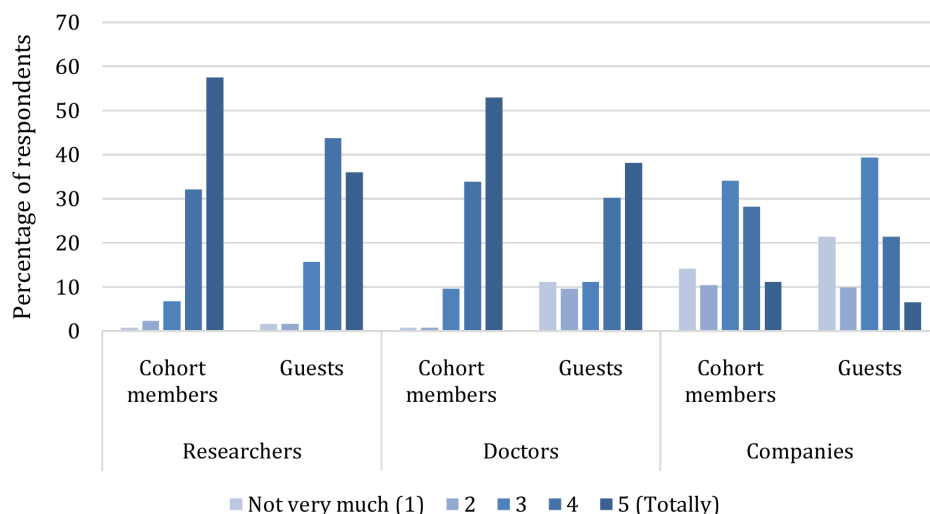
**Trust.** A significant difference was observed between groups for trust in researchers (Mann-Whitney U = 3349,  $p=0.008$ ) and doctors (Mann-Whitney U = 3110,  $p=0.001$ ), such that cohort participants showed higher trust in researchers and doctors than guest participants ([Figure 3](#)). This is perhaps to be expected, as cohort members have self-selected to participate in health research studies. Responses to trust in companies was not significantly different between groups ( $p=0.095$ ).

**Post-mortem brain donation.** Guests were significantly less positive than cohort members about re-approaching someone to ask for their consent to donate post-mortem brain tissue (Mann-Whitney U = 2291,  $p=0.005$ ; [Figure 4](#)).

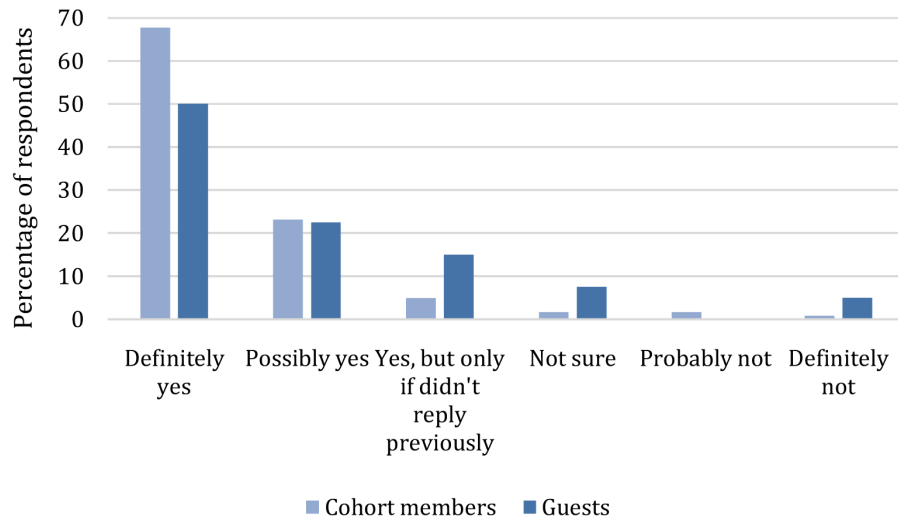
**Frequency of research testing.** Guests were also significantly less positive about the possibility of more frequent research visits, compared with cohort members (Mann-Whitney U = 1886,  $p=0.015$ ; [Figure 5](#)).

#### Discussion

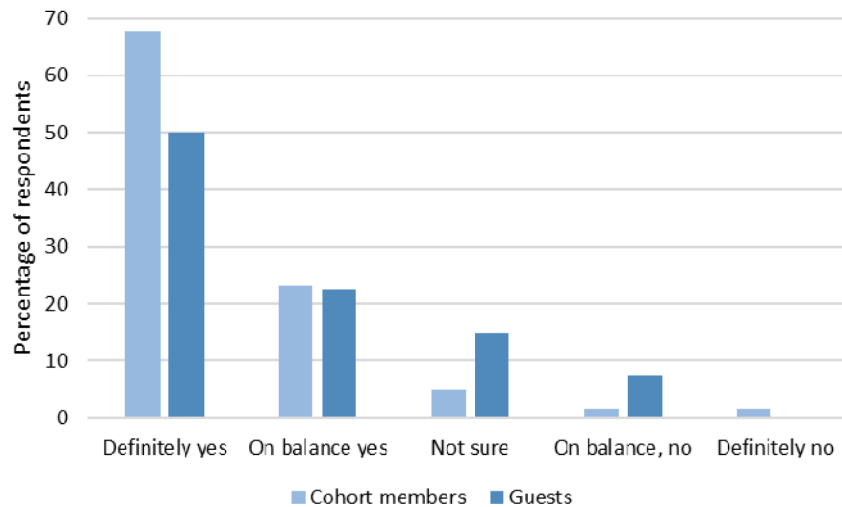
The current results demonstrate the feasibility of interactively measuring public attitudes to research, including data linkage, through the use of live voting pads. The substantial majority of our audience were very positive about health data linkage and sharing. Most were prepared to consider new and more frequent



**Figure 3. Trust in researchers, doctors and companies.** Responses are divided into cohort members and guests. ‘I would rather not say’ responses are not shown ( $n \leq 4$ ). Only those who answered both Q1 regarding ‘cohort’ membership AND this question are included.



**Figure 4. Should post-mortem brain donation be re-offered?** Responses to “If someone has said no, or not given a reply [to post-mortem brain collection], should researchers approach them again to see if they have changed their mind / would like to donate now?” Divided by cohort members and guests. Only those who answered both Q1 regarding ‘cohort’ membership AND this question are included.



**Figure 5. Willingness to undergo testing on a more frequent basis.** Should testing should be carried out on a more frequent basis (e.g. every two years)? Divided by cohort members and guests. ‘I would rather not say’ responses are not shown (n = 3). Only those who answered both Q1 regarding ‘cohort’ membership AND this question are included.

forms of data collection such as the use of ‘Fit-bits’ and brain scans and were keen to encourage others to take part in research. Responses were less uniformly positive when the question of trust in commercial companies was posed, or when they were asked to consider taking a new drug or changing an aspect of their lifestyle.

Although our results are from a relatively small pool of people, larger scale public surveys corroborate several of our results. For example, The Wellcome Trust found that 77% of the UK public would be willing to share their anonymised medical records for the purposes of medical research (Ipsos MORI, 2016).

### Trust

Unsurprisingly, given the high rates of audience participation in research, our participants showed a high level of trust in researchers and doctors. This result was echoed again in a recent Generation Scotland email survey (Edwards *et al.*, 2019). Nonetheless, our findings are in line with previous research which reported that 92% of the UK public trust doctors to tell the truth and 85% trust scientists (Ipsos MORI, 2018). Our more mixed response to trust in ‘commercial companies’ replicated previous reports of a lower level of trust in ‘business leaders’ (34% of those surveyed trusted them to tell the truth, Ipsos MORI, 2018).



In a similar 2016 survey, people trusted doctors and nurses to provide accurate and reliable information about medical research (64% of those surveyed trusted them ‘completely’ or ‘a great deal’). University researchers came a close second (59%). By contrast, a much lower degree of trust was expressed for ‘Pharma Scientists’ (32%) and ‘Industry Scientists’ (29%) (Ipsos MORI, 2016), who were perceived to ‘exaggerate information’ and ‘only show positives’.

Using NHS data for ‘big-data’ research leads to significant ethical questions around access, privacy, confidentiality, trust and rights (Adibuzzaman *et al.*, 2018). As researchers are increasingly encouraged to develop collaborations with industry, it is important to consider what steps could be taken to maintain trust and transparency, especially when working with public or donated data. These might include public consultations, or campaigns and collaborative knowledge exchange efforts which include a wide range of stakeholders.

### Policy implications – Guthrie Spot

Our data have implications for policy, by demonstrating strong support for research access to ‘Guthrie Cards’ (neonatal blood spots). This is in line with the results of a recent email survey by Generation Scotland (Edwards *et al.*, 2019) and a more in-depth Citizens’ Jury, which was unanimous in its conclusion that research access to Guthrie cards was in the public interest, subject to appropriate ethical considerations, governance and oversight (June 2017, Porteous *et al.* in preparation, see also Edwards *et al.*, 2019). Nevertheless, there continues to be an embargo on the use of Guthrie spots for research in Scotland (and the rest of the UK), pending the conclusion of an ongoing stakeholder and public consultation.

### Age of consent

A key ethical debate for our birth cohorts concerns age of competence. What is the appropriate age at which to seek informed consent from children who were enrolled in a cohort study by their parents at birth? Our respondents were fairly equally split between 12, 14 and 16 years old.

Scottish law has specific rules which govern a child’s participation in clinical trials (i.e. the testing of a medicinal product). In these circumstances, consent must be given by a parent or legal representative for all children under 16 years of age (NHS Health Research Authority, n.d). However, there is no such legal provision for other types of research. Instead, guidelines are offered by The Health Research Authority, which equate research consent with treatment consent (Griffith, 2016); i.e. children under 16 have a right to consent to treatment (and by extrapolation, research) if they are deemed, by a medical practitioner, to be competent to do so (HRA, n.d.). This competence depends heavily on the child’s capacity to understand the research being proposed and any risks that it entails. Furthermore, attempting to achieve consent from a child puts the onus on the researcher to present the information in an age-appropriate way that fosters true voluntary decision making (HRA, n.d.). Conversely, if a child objects to participation, this is assumed to be their legal

right, with case law suggesting that parents will not be able to overrule this.

Yet, even when an age is decided, this is just the beginning of the debate; what should happen to the data collected so far if a teenager withdraws their consent? Should they be offered an opportunity to ‘rejoin’ the study aged 16, 18 or 21? These and other questions will continue to be discussed and debated in the coming years.

### Public engagement with research

Finally, in line with all major UK funding councils, we believe that public engagement should be a priority for all research studies, especially cohort studies. For medical research, altruism is a key motivator, (Jones *et al.*, 2016; National Institute for Health Research, 2019), but our participants also expect to benefit personally (McCann *et al.*, 2010). This event brought together researchers and cohort members with a spirit of openness and community; to learn new things and engage with one-another. However, other methods such as circulating newsletters and sending birthday cards have also been used by these cohort studies to share results and build social bonds. Madsen *et al.* (1999) found that amongst former clinical trial participants who now held a negative attitude towards future participation, a common reason was the lack of information about results. Thus, feeding back research results in a clear and useful way was important not only for our own cohorts, but to the future of research participation in general.

### Strengths and limitations

A significant limitation is that the majority of our audience already participate in research and had chosen to attend a university-run knowledge exchange event. Therefore, our results cannot be assumed to be representative of public opinion, though the contrasts between cohort members and guests give some indication of the likely direction and scale of differences between cohort members and the general population. Another methodological limitation is that not all participants answered every question. This is particularly pertinent for those who did not answer the first question (e.g. arrived late) and therefore could not be allocated to a cohort or labelled as a guest for further analysis. That said, the voting pad data collection method successfully served the dual purpose of improving engagement during the event and providing useful data for researchers to use in the future (e.g. on ethics forms and grant applications).

### Conclusions

Public engagement events that allow participants to express their opinions have value to both researchers and the general public. Using a simple voting pad system, we were able to collect data which will likely influence and facilitate our future research and public engagement efforts. We would encourage other researchers to consider how they might facilitate such two-way interactions during their own public engagement events. Our findings reveal that both research participants and their guests are broadly supportive of research access to the data and samples, albeit they are less supportive when commercial interests are involved.

## Data availability

### Underlying data

Edinburgh DataShare: A Celebration of Scottish Health Cohort Studies: Participant's attitudes towards data research. <https://doi.org/10.7488/ds/2728> (Beange *et al.*, 2019).

This project contains the following underlying data:

- Voting Pad Raw Results [xlsx]. Raw results from each participant.
- Voting Pad Results Summary (by group) v2 [xlsx]. Summary results given by group from all participants.

### Extended data

Edinburgh DataShare: A Celebration of Scottish Health Cohort Studies: Participant's attitudes towards data research. <https://doi.org/10.7488/ds/2728> (Beange *et al.*, 2019).

This project contains the following extended data:

- Cohort Event Invitation [pdf]. The event invitation sent to all cohort participants.
- Cohort Meeting Slide deck [pptx]. This file contains all slides shown during the meeting, including each of the questions asked of the participants.
- Video #1 Andrew Morris Introduction [mp4]. Video of the talk given by Andrew Morris.

- Video #2 Andrew McIntosh [mp4]. Video of the talk given by Andrew McIntosh.
- Video #3 James Boardman [mp4]. Video of the talk given by James Boardman.
- Video #4 Corri Black [mp4]. Video of the talk given by Corri black
- Video #5 David Porteous [mp4]. Video of the talk given by David Porteous.
- Video #6 Stephen Lawrie [mp4]. Video of the talk given by Stephen Lawrie.
- Video #7 Ian Deary [mp4]. Video of the talk given by Ian Dearie.
- Video #8 David Batty [mp4]. Video of the talk given by David Batty.
- CCACE Notes - Celebrating Participatory Research [pdf]. A 'magazine' that was given to each event attendee in their welcome pack. Each speaker has an article, and each cohort is described.
- Information Sheet – clicker [pdf]. Information sheet given to each participant.

Data are available under the terms of the [Creative Commons Attribution 4.0 International license](#) (CC-BY 4.0).

## References

- Adibuzzaman M, DeLaurentis P, Hill J, *et al.*: **Big data in healthcare - the promises, challenges and opportunities from a research perspective: A case study with a model database.** *AMIA Annu Symp Proc.* 2018; 2017: 384–392. [PubMed Abstract](#) | [Free Full Text](#)
- Beange I, McIntosh A, Kirkham E, *et al.*: **A Celebration of Scottish Health Cohort Studies: Participants' attitudes towards data research.** 2019. <http://www.doi.org/10.7488/ds/2728>
- Deary IJ, Gow AJ, Pattie A, *et al.*: **Cohort profile: the Lothian Birth Cohorts of 1921 and 1936.** *Int J Epidemiol.* 2012; 41(6): 1576–1584. [PubMed Abstract](#) | [Publisher Full Text](#)
- Edwards R, Campbell A, Porteous D: **Generation Scotland participant survey on data collection [version 2; peer review: 2 approved].** *Wellcome Open Res.* 2019; 4: 111. [Publisher Full Text](#)
- Generation Scotland: **Generation Scotland Publications [online].** University of Edinburgh. 2019. [Reference Source](#)
- Griffith R: **What is Gillick competence?** *Hum Vaccin Immunother.* 2016; 12(1): 244–247. [PubMed Abstract](#) | [Publisher Full Text](#) | [Free Full Text](#)
- NHS Health Research Authority: **Principles of consent: Children and Young People [online].** (n.d.). [Reference Source](#)
- Ipsos MORI: **Wellcome Trust Monitor, Wave 3.** 2016. [Publisher Full Text](#)
- Ipsos MORI: **Ipsos MORI veracity index 2018.** 2018. [Reference Source](#)
- Jones CW, Braz VA, McBride SM, *et al.*: **Cross-sectional assessment of patient attitudes towards participation in clinical trials: does making results publicly available matter?** *BMJ Open.* 2016; 6(11): e013649. [PubMed Abstract](#) | [Publisher Full Text](#) | [Free Full Text](#)
- Leon DA, Lawlor DA, Clark H, *et al.*: **Cohort profile: the Aberdeen children of the 1950s study.** *Int J Epidemiol.* 2006; 35(3): 549–552. [PubMed Abstract](#) | [Publisher Full Text](#)
- Lothian Birth Cohort: **The Lothian Birth Cohorts of 1921 and 1936, Publications [online].** The University of Edinburgh. 2019. [Reference Source](#)
- Madsen S, Holm S, Riis P: **Ethical aspects of clinical trials: the attitudes of the public and out-patients.** *J Intern Med.* 1999; 245(6): 571–579. [PubMed Abstract](#) | [Publisher Full Text](#)
- McCann SK, Campbell MK, Entwistle VA: **Reasons for participating in randomised controlled trials: conditional altruism and considerations for self.** *Trials.* 2010; 11(1): 31. [PubMed Abstract](#) | [Publisher Full Text](#) | [Free Full Text](#)
- National Institute for Health Research: **Research Participant Experience Survey Report 2018-19.** 2019. [Reference Source](#)
- Norgaard-Pedersen B, Hougaard DM: **Storage policies and use of the Danish Newborn Screening Biobank.** *J Inherit Metab Dis.* 2007; 30(4): 530–6. [PubMed Abstract](#) | [Publisher Full Text](#)
- Pearson H: **The Life Project: The Extraordinary Story of Our Ordinary Lives.** London: Penguin. 2017. [Reference Source](#)
- Power C, Elliott J: **Cohort profile: 1958 British birth cohort (National Child Development Study).** *Int J Epidemiol.* 2006; 35(1): 34–41. [PubMed Abstract](#) | [Publisher Full Text](#)
- Smith BH, Campbell A, Linksted P, *et al.*: **Cohort Profile: Generation Scotland: Scottish Family Health Study (GS:SFHS). The study, its participants and their potential for genetic research on health and illness.** *Int J Epidemiol.* 2013; 42(3): 689–700. [PubMed Abstract](#) | [Publisher Full Text](#)
- TEBC: **Theirworld Edinburgh Birth Cohort.** 2016; [accessed 19 Dec 2019]. [Reference Source](#)
- UK Biobank: **UK Biobank Published Papers [online].** UK Biobank. 2019. [Reference Source](#)
- Walker R, MacGillivray L, McCafferty S, *et al.*: **Assessment of dried blood spots for DNA methylation profiling [version 1; peer review: 2 approved].** *Wellcome Open Res.* 2019; 4: 44. [PubMed Abstract](#) | [Publisher Full Text](#) | [Free Full Text](#)

# Open Peer Review

Current Peer Review Status:   

---

## Version 1

Reviewer Report 15 July 2020

<https://doi.org/10.21956/wellcomeopenres.17148.r39112>

© 2020 Starren J. This is an open access peer review report distributed under the terms of the [Creative Commons Attribution License](#), which permits unrestricted use, distribution, and reproduction in any medium, provided the original work is properly cited.



### Justin Starren

Feinberg School of Medicine, Northwestern University, Chicago, IL, USA

The study describes a real-time survey of cohort participants', and their guests', attitudes about research. The limitations of the work are driven mainly by selection bias and missing information.

All of the participants are closely connected with longstanding cohort studies. Unfortunately, the authors did not collect how long each participant was in the cohort, only which cohort. That said, because of the nature of the cohorts, some participants have been involved for over half a century. Keeping research subjects engaged is a huge problem. Any research subject who continues for over 50 years is not typical of the population. A valuable reference point would have been the overall percentage retention of the various cohorts. It is possible that these individuals are a highly selected fraction of the starting cohort, and that most participants already dropped out. Since each individual identified their cohort and guest could be separated from cohort participants, it seems surprising that among-cohort comparisons were not done. This would have strengthened the paper.

The results were further biased by the fact that this was a gala celebrating the successes of cohort-based research. Therefore, the participants were presented with success stories, and then asked their opinions. The positive nature of the evening is likely to bias results to the positive.

The negative reaction of pharmaceutical research was striking. However, one is left to wonder whether results would be different had the gala been celebrating the many breakthroughs and lives saved by pharmaceutical companies.

Overall, the work is sound in terms of the conclusions drawn from the data. However, the selected population is so narrow and atypical that few, if any, generalizations can be made from the results to the general population. We are left with the unsurprising conclusion that people who have chosen to participate in research for decades are positively disposed toward research.

Stylistically, the paper could combine figures and tables more efficiently. For examples, tables 3 and 4 could be combined so that questions and answers are adjacent. Similarly, figure 2 could have been incorporated into the table as "sparkline" bar charts to provide graphical and numerical data side by side.

Figures 3 and 4 present comparisons between cohort members and guests differently. Figure 3 presents separate graphs for each group while 4 mixes the groups and uses color coding.

**Is the work clearly and accurately presented and does it cite the current literature?**

Yes

**Is the study design appropriate and is the work technically sound?**

Partly

**Are sufficient details of methods and analysis provided to allow replication by others?**

Yes

**If applicable, is the statistical analysis and its interpretation appropriate?**

Yes

**Are all the source data underlying the results available to ensure full reproducibility?**

Yes

**Are the conclusions drawn adequately supported by the results?**

Yes

**Competing Interests:** No competing interests were disclosed.

**Reviewer Expertise:** Biomedical Informatics and Translational Research. I have done multiple studies bringing technology into the community and assessing attitudes. I have used live-response technology.

**I confirm that I have read this submission and believe that I have an appropriate level of expertise to confirm that it is of an acceptable scientific standard.**

Reviewer Report 14 July 2020

<https://doi.org/10.21956/wellcomeopenres.17148.r39261>

© 2020 Hothersall B. This is an open access peer review report distributed under the terms of the [Creative Commons Attribution License](#), which permits unrestricted use, distribution, and reproduction in any medium, provided the original work is properly cited.



**Becky Hothersall**

University of Glasgow, Glasgow, UK

This is a useful article which contributes to knowledge and understanding of the contribution public engagement can make to research and to society.

The introductory literary review provides helpful context and justification of the issues explored. Citizens' juries are mentioned later in the policy implications section and I would like to have seen a brief mention earlier of these here, perhaps to assess the comparative strengths of the two approaches.

The methods and statistical approaches are sound and are adequate to address the questions asked. The data provided are useful and inclusion of detailed logistical considerations is helpful for

understanding of process and for those wishing to replicate the methods. As such, I appreciated the level of detail provided about the questions asked; these were appropriate and clear. The event clearly generated high levels of audience engagement (indicated by numbers answering questions). Questions were sufficiently sensitive to detect differences between groups and questions, such as the apparent negative influence of commercial interests on audience trust. The use of Likert scales with neutral points and clear options follows good assessment practice.

I felt the authors dealt well with the balance between collecting nuanced data, placing a burden on participants (it was important that the event was interesting and beneficial to them) and research ethics. For example, it would have been fascinating to explore paired data (cohort participants and their guests) or understand more about demographic influences, but this would have required a more intrusive approach. Nevertheless, the unpaired data from this event generated some interesting findings and confirm the utility of this general approach such that future studies could delve deeper as appropriate to their audience and research questions. There is also scope for these methods to be used to elicit more detailed information or ideas from participants. This could contribute to greater control or ownership of research by patients and members of the public, a stated goal for several funders.

The authors acknowledge that participation in research probably contributed to the audience's high trust and interest in health research. I agree with the first reviewer that this bias is likely to extend to the guest group. It is still valid to compare their responses and interesting that attitudes were consistently more positive in the cohort group. The authors are careful not to attribute causality to the differences found. However, I feel that the difference in attitude towards more frequent testing (q14) could be explained by guests (who have not participated in testing) being unsure how to answer. A number selected "not sure", which they may have used in the absence of a "Not Applicable" option.

#### **Minor comments on question set, analysis and results**

The authors are explicit that corrections for multiple comparisons were not included. It would have been good to flag this in the discussion when assessing the potential significance of the differences between the cohort and guest groups.

They could also have acknowledged that the Lothian Birth cohort contributed by far the highest percentage of participants. Presumably this group has a much older age range than most cohorts and may therefore be less generalizable.

For Figs 2, 4 and 5, it would be helpful to include an n= in corner of graph for ease of reference (this info can be obtained from tables).

For the brain donation question, it would have been interesting to understand the context further. Were people being asked about a scenario several years later, or soon after the research?

#### **Other minor comments**

To contribute to the purposes of learning from the outputs of the event, it would be helpful to include in the supplementary information a copy of the feedback form used.

My assessment of accuracy is subject to the discrepancy already noted by the first reviewer.

Typo in Abstract: Background, line 2 – replace "who" with "which"?

**Is the work clearly and accurately presented and does it cite the current literature?**

Yes

**Is the study design appropriate and is the work technically sound?**

Yes

**Are sufficient details of methods and analysis provided to allow replication by others?**

Yes

**If applicable, is the statistical analysis and its interpretation appropriate?**

Yes

**Are all the source data underlying the results available to ensure full reproducibility?**

Yes

**Are the conclusions drawn adequately supported by the results?**

Yes

**Competing Interests:** No competing interests were disclosed.

**Reviewer Expertise:** Public engagement, knowledge exchange, technology enhanced learning.

**I confirm that I have read this submission and believe that I have an appropriate level of expertise to confirm that it is of an acceptable scientific standard.**

Reviewer Report 13 May 2020

<https://doi.org/10.21956/wellcomeopenres.17148.r38565>

© 2020 Stewart M. This is an open access peer review report distributed under the terms of the [Creative Commons Attribution License](#), which permits unrestricted use, distribution, and reproduction in any medium, provided the original work is properly cited.



**Mhairi Stewart** 

University of St Andrews, St Andrews, UK

This article describes the outputs, and their analysis, of a knowledge exchange event with five different cohorts of longitudinal cohort studies and guests including friends and relatives of cohort participants. The aims were to understand attitudes and values around the potential of using record linkage and material sources (e.g. blood spots or brain scans) in research activity.

The authors describe the methodology thoroughly and very helpfully. The findings are thoroughly described, although this reviewer has found some discrepancies in figures which are listed below.

In terms of conclusions, the findings for trust and the use of medical records agree with the findings in other similar studies. The authors have identified a limitation in that the participants are primarily within research cohort studies and are therefore more likely to be positive in their attitudes. They do suggest that the non-cohort participants may be more indicative of a general population, however I feel that as friends



and relatives of the cohort participants, this might in fact still be less representative of a general population audience.

In all, this is a useful paper on the methodology with some insights the value of dynamic two-way communication channels in the delivery of events of this type.

Suggestions:

Table 5. I feel it is worth reiterating here why the total number in the tests do not add up to the total numbers of respondents in Table 4 as it was confusing and required some backtracking to understand.

Errors: Page 12 contains what seem to be typographical errors in number reporting:

- Para 4 line 1. 'For research data collection purposes 78% of our respondents were willing...' From Table 4 this figure should be 88%. Note this error is reflected in the abstract.
- Para 4 line 16. 'Nevertheless, 68% of our respondents...' From Table 4 this figure should be 78%.

**Is the work clearly and accurately presented and does it cite the current literature?**

Partly

**Is the study design appropriate and is the work technically sound?**

Yes

**Are sufficient details of methods and analysis provided to allow replication by others?**

Yes

**If applicable, is the statistical analysis and its interpretation appropriate?**

Yes

**Are all the source data underlying the results available to ensure full reproducibility?**

Yes

**Are the conclusions drawn adequately supported by the results?**

Yes

**Competing Interests:** No competing interests were disclosed.

**Reviewer Expertise:** Knowledge Exchange. Public Engagement. Institutional Culture Change.

**I confirm that I have read this submission and believe that I have an appropriate level of expertise to confirm that it is of an acceptable scientific standard.**

---