

Employing circuit QED to measure non-equilibrium work fluctuations

This content has been downloaded from IOPscience. Please scroll down to see the full text.

2013 New J. Phys. 15 105028

(<http://iopscience.iop.org/1367-2630/15/10/105028>)

View [the table of contents for this issue](#), or go to the [journal homepage](#) for more

Download details:

IP Address: 155.210.93.57

This content was downloaded on 08/01/2014 at 17:14

Please note that [terms and conditions apply](#).

Employing circuit QED to measure non-equilibrium work fluctuations

Michele Campisi^{1,5}, Ralf Blattmann¹, Sigmund Kohler²,
David Zueco^{3,4} and Peter Hänggi¹

¹ Institute of Physics, University of Augsburg, Universitätsstraße 1,
D-86135 Augsburg, Germany

² Instituto de Ciencia de Materiales de Madrid, CSIC, Cantoblanco,
E-28049 Madrid, Spain

³ Instituto de Ciencia de Materiales de Aragón y Departamento de Física de la
Materia Condensada, CSIC-Universidad de Zaragoza, E-50009 Zaragoza, Spain

⁴ Fundación ARAID, Paseo María Agustín 36, E-50004 Zaragoza, Spain

E-mail: michele.campisi@physik.uni-augsburg.de

New Journal of Physics **15** (2013) 105028 (17pp)

Received 9 July 2013

Published 28 October 2013

Online at <http://www.njp.org/>

doi:10.1088/1367-2630/15/10/105028

Abstract. We study an interferometric method for measuring the statistics of work performed on a driven quantum system, which has been put forward recently (Dorner *et al* 2013 *Phys. Rev. Lett.* **110** 230601, Mazzola *et al* 2013 *Phys. Rev. Lett.* **110** 230602). This method allows the replacement of two projective measurements of the energy of the driven system with qubit tomography of an ancilla that is appropriately coupled to it. We highlight that this method could be employed to obtain the work statistics of closed as well as open driven system, even in the strongly dissipative regime. We then illustrate an implementation of the method in a circuit QED setup, which allows one to experimentally obtain the work statistics of a parametrically driven harmonic oscillator. Our implementation is an extension of the original method, in which two ancilla-qubits are employed and the work statistics are retrieved through two-qubit state tomography. Our simulations demonstrate the experimental feasibility.

⁵ Author to whom any correspondence should be addressed.



Content from this work may be used under the terms of the [Creative Commons Attribution 3.0 licence](https://creativecommons.org/licenses/by/3.0/). Any further distribution of this work must maintain attribution to the author(s) and the title of the work, journal citation and DOI.

Contents

1. Introduction	2
2. The method	4
3. Important extensions	6
3.1. Work statistics of arbitrary open quantum systems	6
3.2. Exclusive versus inclusive work statistics	7
4. Circuit QED implementation	8
4.1. Introducing a second qubit	10
4.2. The protocol	12
4.3. Numerical solution	12
5. Conclusions	14
Acknowledgments	15
Appendix. Derivation of the soft mode Hamiltonian H'_{S+A} in equation (27)	15
References	16

1. Introduction

In the last two decades, the field of non-equilibrium statistical mechanics and thermodynamics has received a great momentum in its development due to the discovery of exact results, known by now as fluctuation relations. They characterize non-equilibrium phenomena in small systems well beyond the regime of linear response (in fact, to any order in the perturbative expansion) and pose stringent conditions on the form that the statistics of non-equilibrium fluctuating quantities, such as work and heat, can assume [1–6]. For example, the statistics $p[w, \lambda]$ of work w , performed by varying an external parameter in a time span $[0, \tau]$ according to some prespecified protocol λ , is related to the statistics $p[w, \tilde{\lambda}]$ performed when applying the time-reversed protocol $\tilde{\lambda}$, by the formula (Tasaki–Crooks relation)

$$\frac{p[w, \lambda]}{p[-w, \tilde{\lambda}]} = e^{\beta(w - \Delta F)}. \quad (1)$$

Here the initial state of the forward (backward) process is a thermal state of temperature $1/k_B\beta$ and parameter value λ_0 ($\tilde{\lambda}_0 = \lambda_\tau$), where k_B is Boltzmann’s constant, β is the thermal energy and ΔF is the difference of free energy between the initial state of the backward protocol and the initial state of the forward protocol. We follow the notation of [3], where λ , without subscript, denotes the function specifying the value λ_t of the parameter at each time $t \in [0, \tau]$, and square brackets refer to the *functional* dependence. Similar expressions called exchange fluctuation relations [3, 7, 8] hold in transport scenarios, where one looks at the statistics of energy and/or particles transferred between two reservoirs at different temperature and/or chemical potential.

Classically, the Tasaki–Crooks relation (1) has been tested in single molecule stretching experiments, where they have been used to obtain the free energy landscape from non-equilibrium work measurements [9–11]. In contrast, the experimental verification in the quantum regime is very challenging. The problem lies in the fact that work is not an ordinary quantum mechanical observable [4, 12]. It cannot be obtained by a single projective measurement, but rather by two projective measurements of the initial Hamiltonian $H(\lambda_0)$ at time $t = 0$, and of the final Hamiltonian $H(\lambda_\tau)$ at time $t = \tau$. The work is then given by the

difference of the measured eigenenergies $w = E_m^{\lambda_\tau} - E_n^{\lambda_0}$.⁶ Huber *et al* [14] have proposed an experiment with trapped ions based on this two-measurement scheme but it has not been realized so far. It is worth emphasizing that such experiments would be very important, especially because they will provide technological solutions to experimentally access the work statistics $p[w, \lambda]$, which are a basic building block for the study of thermodynamics in the quantum regime. It is central for the investigation of, e.g. the thermodynamic cost of quantum operations, such as quantum gates, which form the basis of quantum computation and quantum information processing [15].

One possible strategy to overcome the difficulties that the two-measurements scheme poses has been proposed in [16, 17]. There the authors noted that intermediate quantum measurements of arbitrary observables do not alter the validity of the fluctuation relations, thus one might be able to retrieve the wanted information from continuously monitoring some properly chosen quantum observable representing the flux of the wanted quantity. As shown in [16] this is actually what one does in experiments of bi-directional counting statistics [18], where indeed the exchange fluctuation relation for electron transport has been verified experimentally by looking at the number of electrons crossing an interface [19, 20].

Recently, Dorner *et al* [21] and Mazzola *et al* [22] have put forward a promising method for the measurement of work statistics that avoids the projective energy measurements, and replaces them with the state tomography of a qubit (the ‘ancilla’) that is appropriately coupled to the driven system. This possibility was anticipated by Silva, who first pointed out the formal equivalence between the work characteristic function (the Fourier transform of the work statistics) and the Loschmidt echo [23]. The proposed implementations use trapped ions [21], and micro- or nano-beams coupled to a qubit [22], while an experiment has just been performed using a nuclear magnetic resonance system [24].

With this contribution, we (i) review the method of Dorner *et al* [21] and Mazzola *et al* [22] (section 2), (ii) discuss important extensions thereof (section 3) and (iii) illustrate an implementation using a circuit QED setup (section 4). Most notably, as we shall discuss in section 3, this new method offers a very promising tool for accessing the work statistics of systems that are strongly coupled to their environment [25]. This is very important because so far no experimentally feasible method was known for this case.

The expression ‘circuit QED’ refers to solid-state devices that realize on a solid-state micro-chip [26, 27] the physics of an atom interacting with a light mode in a cavity, a classic problem of quantum optics [28]. Here, the role of the atom is played by a superconducting qubit, and the cavity is formed by a planar wave-guide. Such devices have undergone a tremendous and fast development in the last decade [29–31], allowing for the experimental study of light–matter physics in parameter regimes that standard quantum-optics experiments cannot reach [32, 33], and with an unprecedented flexibility. For example, in a circuit QED device, one can easily manipulate the level spacing of the qubit, which can span a whole range of values from being resonant with the oscillator to being far detuned from it. This allows for manipulation of the oscillator state and its read out. For example, following a theoretical proposal [34], Hofheinz *et al* [35, 36] report on the qubit-assisted creation and read-out of Fock states and superpositions thereof. Importantly enough for this work, experiments have demonstrated full

⁶ Recently, new quantum fluctuation relations have been found that do not involve projective measurements but focus instead on the change of the quantum expectation of the Hamiltonian [13]. This type of relation is not investigated here.

two-qubit tomography [37]. Moreover, circuit QED may be used for studying thermodynamic effects on the quantum scale [38, 39].

Given the high flexibility offered by the state of the art in circuit QED, we believe that it constitutes a very promising tool-box not only for the development of quantum manipulation and read-out, but also for the study of its thermodynamic cost. The latter is an aspect which has been seldom addressed so far, but is important in order to achieve quantum computers that are not only efficient with respect to the accuracy of the logical quantum gates, but also with respect to avoiding detrimental heating. Here we suggest a circuit QED implementation for the measurement of work statistics, which constitutes a first step towards the development of this tool-box.

2. The method

In this section we shall briefly review the method for extracting the work statistics put forward by Dorner *et al* [21] and Mazzola *et al* [22]. We shall follow primarily the presentation given in [21].

Given a driven quantum system described by the Hamiltonian

$$H_S(\lambda_t) = H_0 - \lambda_t Q, \quad (2)$$

the aim of the method is to provide an experimentally feasible prescription of how one can obtain its work statistics in an experiment. Here λ_t and Q denote an externally applied generalized force and its conjugate displacement, respectively. Q is a quantum mechanical observable, whereas λ_t is a classical quantity whose evolution in time from $t = 0$ to τ is pre-specified [40]. Prototypical examples are a forced oscillator [41, 42] and a parametrically driven oscillator, i.e. an oscillator with a time-dependent frequency [43, 44].

The traditional prescription requires that the system is prepared at time $t = 0$ in the thermal state:

$$\rho_S = e^{-\beta H(\lambda_0)} / Z_S(\lambda_0), \quad (3)$$

where β is the inverse thermal energy and $Z_S(\lambda_0) = \text{Tr} e^{-\beta H(\lambda_0)}$. Projective measurements of $H(\lambda_0)$ and $H(\lambda_\tau)$ are then performed at times $t = 0$ and τ , providing us with one eigenvalue of the initial Hamiltonian and one of the final Hamiltonian, $E_n^{\lambda_0}$ and $E_m^{\lambda_\tau}$ respectively. The work $w = E_m^{\lambda_\tau} - E_n^{\lambda_0}$ is then recorded, so that repeated measurements allow one to sample the work probability distribution function

$$p[w; \lambda] = \sum_{m,n} \delta(w - (E_m^{\lambda_\tau} - E_n^{\lambda_0})) p_{m|n}[\lambda] e^{-\beta E_n^{\lambda_0}} / Z_0, \quad (4)$$

where $p_{m|n}[\lambda]$ denotes the transition probability from state n to state m induced by the protocol λ .

The major obstacle for implementing this prescription comes from the experimental difficulty in performing projective measurements on the system of interest. The method of Dorner *et al* [21] and Mazzola *et al* [22] circumvents this difficulty by coupling the system to an ‘ancilla’, namely a qubit, which is used to read out the Fourier transform $G[u, \lambda]$ of the work statistics $p[w, \lambda]$ [12]:

$$\begin{aligned} G[u, \lambda] &= \int dw e^{iuw} p[w; \lambda] = \langle U_S^\dagger[\lambda] e^{iuH(\lambda_\tau)/\hbar} U_S[\lambda] e^{-iuH(\lambda_0)/\hbar} \rangle_S \\ &= \langle (e^{-iuH(\lambda_\tau)/\hbar} U_S[\lambda])^\dagger U_S[\lambda] e^{-iuH(\lambda_0)/\hbar} \rangle_S. \end{aligned} \quad (5)$$

Here $U_S[\lambda]$ is the time evolution operator generated by the driving protocol λ , and $\langle \cdot \rangle_S$ denotes the average over ρ_S . Note that since $P[w, \lambda]$ is a real function, the relation $G[-u, \lambda] = G^*[u, \lambda]$ holds.

Following Dorner *et al* [21], the system (S) is coupled to the ancilla (A) according to the Hamiltonian

$$H_{S+A} = \frac{\hbar\varepsilon}{2}\sigma^z + H_0 - (\chi_t^+\Pi_+ + \chi_t^-\Pi_-)Q, \quad (6)$$

where $\sigma^z = \Pi_+ - \Pi_-$ is the z -Pauli matrix, $\Pi_{\pm} = |\pm\rangle\langle\pm|$ is the projector onto the ancilla states $|\pm\rangle$ and χ_t^{\pm} are two independent driving protocols of duration $T = \tau + u$, which will be specified later.

Because the system–ancilla coupling commutes with the free ancilla Hamiltonian $H_A = \varepsilon\sigma^z/2$, the evolution $U_{S+A}[\chi^+, \chi^-]$ of S + A generated by the drivings χ^+, χ^- is block diagonal in the basis $\{|+\rangle, |-\rangle\}$:

$$U_{S+A}[\chi^+, \chi^-] = \begin{pmatrix} e^{-i\varepsilon T/2\hbar}U_S[\chi^+] & 0 \\ 0 & e^{i\varepsilon T/2\hbar}U_S[\chi^-] \end{pmatrix}. \quad (7)$$

Choosing

$$\chi_t^+ = \begin{cases} \lambda_t & \text{for } t \in [0, \tau], \\ \lambda_\tau & \text{for } t \in [\tau, \tau + u], \end{cases} \quad \chi_t^- = \begin{cases} \lambda_0 & \text{for } t \in [0, u], \\ \lambda_{t-u} & \text{for } t \in [u, \tau + u], \end{cases} \quad (8)$$

the time evolution operator reads

$$U_{S+A}[\chi^+, \chi^-] = \begin{pmatrix} e^{-i\varepsilon(\tau+u)/2\hbar}e^{-iuH(\lambda_\tau)/\hbar}U_S[\lambda] & 0 \\ 0 & e^{i\varepsilon(\tau+u)/2\hbar}U_S[\lambda]e^{-iuH(\lambda_0)/\hbar} \end{pmatrix}. \quad (9)$$

It contains the operators $U_S[\lambda]e^{-iuH(\lambda_0)/\hbar}$ and $e^{-iuH(\lambda_\tau)/\hbar}U_S[\lambda]$, which appear in the expression of the characteristic function, equation (5).

Inspired by Ramsey interferometry, the idea is to prepare the system in a superposition of up and down states so that the two time evolutions interfere and the wanted information will be encoded in the state of the ancilla at the final time $T = \tau + u$. This is achieved by the following protocol [21, 22]:

1. Prepare the compound system in the state $\rho_{S+A} = |-\rangle\langle-| \rho_S$ at $t < 0$.
2. Perform a Hadamard operation $\sigma^H = (\sigma^x + \sigma^z)/\sqrt{2}$ on the ancilla at $t = 0$.
3. Let the S + A system evolve for a time $\tau + u$ according to $U_{S+A}[\chi^+, \chi^-]$.
4. Perform a Hadamard operation σ^H on the ancilla at $t = T = \tau + u$.

After this protocol, the ancilla is described by the reduced density matrix

$$\rho_A(u) = \text{Tr}_S \sigma^H U_{S+A}[\chi^+, \chi^-] \sigma^H \rho_{S+A} \sigma^H U_{S+A}^\dagger[\chi^+, \chi^-] \sigma^H \quad (10)$$

$$= (1 - [\Re L(u)]\sigma^z + [\Im L(u)]\sigma^y) / 2, \quad (11)$$

where \Re and \Im denote real and imaginary parts, Tr_S is the trace over the system Hilbert space, and

$$L(u) = e^{-i\varepsilon(\tau+u)/\hbar} G[u, \lambda]. \quad (12)$$

Thus, by state tomography of the ancilla density matrix at time $t = T = \tau + u$, one can recover the value of the characteristic function $G[u, \lambda]$ for a given u . By repeating the whole procedure for various values of $u \in (0, \infty)$, one obtains $G[u, \lambda]$ on the positive real axis. Using $G[-u, \lambda] = G^*[u, \lambda]$ one obtains $G[u, \lambda]$ on the whole real axis, and then, by inverse Fourier transform, the work statistics $p[w, \lambda]$. In practice one can sample the characteristic function only on a finite domain. This, in turn, limits the accuracy with which the work probability distribution function can be resolved.

The purpose of the first Hadamard transformation is to create a superposition of the up and down states. The second Hadamard recombines the entries of the ancilla density matrix at time $T = \tau + u$ and, hence, it is not strictly necessary.

It is worth emphasizing that the diagonal coupling in equation (6) can often be realized only approximately. The implementation proposed in section 4 is one example of an approximate diagonal coupling obtained by far detuning the ancilla with respect to the system's transition energies. With the perfectly diagonal coupling, the wavefunction is prepared in a superposition in which one component follows the forward protocol χ^+ , while the other follows the backward protocol χ^- . While both components evolve independent of each other with the respective $U_S[\chi^\pm]$ of the isolated system, the ancilla collects the resulting phase difference.

3. Important extensions

3.1. Work statistics of arbitrary open quantum systems

As mentioned above, the primary advantage of the interferometric scheme of Dorner *et al* [21] and Mazzola *et al* [22] is that it avoids projective measurements on the system of interest H_S by replacing them with state tomography on the ancilla. This has a very important consequence in regard to the possibility of experimentally testing fluctuation theorems in open quantum systems with arbitrarily strong coupling to a thermal environment [25]

$$H_{S+B}(\lambda_t) = H_S(\lambda_t) + H_B + H_{SB} . \quad (13)$$

Here H_B is the thermal bath Hamiltonian and H_{SB} is an arbitrarily strong coupling. Nevertheless, the fluctuation theorem continues to hold unaltered in this case [25], because when driving the system S, part of the injected energy may flow to the bath B and in the SB interaction. Thus the work spent to drive the system is given by the change in the S + B energy: $w = E_{S+B,m}^{\lambda_t} - E_{S+B,n}^{\lambda_0}$. But since one can see the S + B system as a closed system staying initially in a thermal state with (common) inverse temperature β ,

$$\rho_{S+B} = \frac{e^{-\beta H_{S+B}(\lambda_0)}}{Z_{S+B}(\lambda_0)} , \quad (14)$$

the ordinary fluctuation relation $P[w, \lambda]/P[-w, \tilde{\lambda}] = e^{\beta(w - \Delta F_{S+B})}$ applies, independent of the coupling strength. Using the expression of the free energy of an arbitrary open quantum system [45] $F_S(\lambda_t) = F_{S+B}(\lambda_t) - F_B^0$ (where $F_B^0 = -\beta^{-1} \ln \text{Tr}_B e^{-\beta H_B}$, and $F_{S+B}(\lambda_t) = -\beta^{-1} \ln \text{Tr}_{S+B} e^{-\beta H_{S+B}(\lambda_t)}$), one immediately sees that $\Delta F_{S+B} = F_{S+B}(\lambda_t) - F_{S+B}(\lambda_0) = F_S(\lambda_t) - F_S(\lambda_0) = \Delta F_S$. Thus the fluctuation theorem remains unaltered in the case of arbitrary open quantum systems [25]:

$$\frac{P[w, \lambda]}{P[-w, \tilde{\lambda}]} = e^{\beta(w - \Delta F_S)} . \quad (15)$$

This result is the quantum version of a result obtained by Jarzynski for classical systems [46]. The main difference between the classical and the quantum case is that while in the classical case one may obtain the work w performed on the S + B system by looking at the trajectory of S alone [46], in the quantum case this is impossible [3]. In the quantum case, in principle, one should perform two projective measurements of the total Hamiltonian H_{S+B} . Making a projective measurement on S alone is already a challenging task in many experimental setups; making a projective measurement of S + B seems much more difficult, if not impossible. The interferometric scheme may be effective in overcoming this problem. If now the open system is coupled to the ancilla which, in turn, has no direct contact to the environment, the S + B + A Hamiltonian reads

$$H_{S+B+A} = \frac{\hbar\varepsilon}{2}\sigma^z + H_0 + H_B + H_{SB} - (\chi_t^+\Pi_+ + \chi_t^-\Pi_-)Q. \quad (16)$$

Implementing the same interferometric scheme as in section 2, with the initial state $\Pi_-\rho_{S+B}$, results in the characteristic function of the open system $H_{S+B}(\lambda_t)$. Thus the interferometric approach provides, if the ancilla is well isolated, access to the work distribution of arbitrary open as well as closed non-equilibrium quantum systems.

Most remarkably, our present discussion highlights that in the interferometric scheme of Dörner *et al* [21] and Mazzola *et al* [22], deviations from the fluctuation theorem are expected only as a consequence of thermal noise on the ancilla A. Thermal noise on the system S may affect the statistics of work itself, but not the validity of the fluctuation relations.

We emphasize that the fluctuation theorem for open quantum systems described in this section is fully general and exact. In particular it does not require the interaction H_{SB} to be weak nor the initial S + B state to be uncorrelated. Quite on the contrary, in case of strong coupling the initial state ρ_{S+B} contains correlations, and the subsequent evolution of the reduced system density matrix needs not be described by completely positive maps [47], nor has to be Markovian. In this regard newly introduced definitions of characteristic functions for open quantum systems in terms of the reduced system dynamics [48–51] must be regarded as approximate expressions whose validity is not guaranteed, and whose main object is generally not the work (i.e. the change in energy of S + B) but some other quantity that pertains to the system S only.

3.2. Exclusive versus inclusive work statistics

Fluctuation relations appear in the literature in two complementary ways, referred to as exclusive and inclusive viewpoints [52, 53]. In our discussion so far we have been adopting the inclusive viewpoint, which addresses the probability of the change w in the system energy $H_0 - \lambda_t Q$, i.e. including the driving term $\lambda_t Q$. One may want to look also at the statistics $p_0[w_0, \lambda]$ of the change w_0 in the energy of the system H_0 excluding the driving energy $\lambda_t Q$.⁷ This is given by $w_0 = e_m - e_n$, where e_m and e_n are eigenvalues of H_0 obtained by projective measurements of H_0 at $t = 0$ and τ , respectively [53]. The exclusive fluctuation relation reads [1, 53]

$$\frac{p_0[w_0, \lambda]}{p_0[-w_0, \tilde{\lambda}]} = e^{\beta w_0}, \quad (17)$$

⁷ For the sake of clarity we stress that the dynamics $U[\lambda]$ is one and the same in both viewpoints. What changes is only what one looks at, namely w in the inclusive case and w_0 in the exclusive case.

while the characteristic function of exclusive work is given by [53]

$$\begin{aligned} G_0[u, \lambda] &= \int dw e^{iuw} p_0[w; \lambda] = \langle U_S^\dagger[\lambda] e^{iuH_0/\hbar} U_S[\lambda] e^{-iuH_0/\hbar} \rangle_S \\ &= \langle (e^{-iuH_0/\hbar} U_S[\lambda])^\dagger U_S[\lambda] e^{-iuH_0/\hbar} \rangle_S. \end{aligned} \quad (18)$$

It differs from the exclusive work characteristic function in equation (5) in that $e^{-iuH_0/\hbar}$ appears instead of $e^{-iuH(\lambda_\tau)/\hbar}$. Accordingly, $G_0[u, \lambda]$ can be accessed by means of the interferometric scheme described in section 2 by replacing in equation (8) the drivings χ^\pm by

$$\chi_t^+ = \begin{cases} \lambda_t & \text{for } t \in [0, \tau], \\ 0 & \text{for } t \in [\tau, \tau + u], \end{cases} \quad \chi_t^- = \begin{cases} 0 & \text{for } t \in [0, u], \\ \lambda_{t-u} & \text{for } t \in [u, \tau + u], \end{cases} \quad (19)$$

so that the evolution takes on the form

$$U_{S+A}[\chi^+, \chi^-] = \begin{pmatrix} e^{-i\varepsilon(\tau+u)/2\hbar} e^{-iuH_0/\hbar} U_S[\lambda] & 0 \\ 0 & e^{i\varepsilon(\tau+u)/2\hbar} U_S[\lambda] e^{-iuH_0/\hbar} \end{pmatrix}, \quad (20)$$

where we recognize the operators $U_S[\lambda] e^{-iuH_0/\hbar}$ and $e^{-iuH_0/\hbar} U_S[\lambda]$, appearing in the expression of the exclusive characteristic function, equation (18). Accordingly, the state of the ancilla at time $\tau + u$ encodes the information on the exclusive characteristic function $G_0[u, \lambda]$.

4. Circuit QED implementation

We want to experimentally access the work statistics of a parametrically driven quantum oscillator, whose frequency changes in time according to $\omega^2(t) = \omega^2 - 4\omega\lambda_t$. Its Hamiltonian reads

$$\begin{aligned} H_S(\lambda_t) &= p^2/2m + m(\omega^2 - 4\omega\lambda_t)x^2/2 \\ &= \hbar\omega(a^\dagger a + 1/2) - \hbar\lambda_t(a^\dagger + a)^2, \end{aligned} \quad (21)$$

where $a = x\sqrt{m\omega/2\hbar} + ip\sqrt{1/2m\omega\hbar}$ and $a^\dagger = x\sqrt{m\omega/2\hbar} - ip\sqrt{1/2m\omega\hbar}$ are the usual bosonic shift operators. To implement this Hamiltonian we consider a circuit QED setup, where a qubit is coupled to a single mode ω of a line resonator [27]. The qubit–oscillator system is described by the Rabi Hamiltonian

$$H_{S+A} = \hbar\varepsilon\sigma^z/2 + \hbar\omega(a^\dagger a + 1/2) + \hbar g(a^\dagger + a)\sigma^x, \quad (22)$$

where σ^x, σ^z are Pauli matrices, ε is the qubit energy splitting and g is the qubit–oscillator interaction strength. Note that this Hamiltonian is generally not of the type of that in equation (6). Firstly, the qubit–system interaction does not commute with the free qubit Hamiltonian $\hbar\varepsilon\sigma^z/2$. Secondly, the interaction term is linear in $a^\dagger + a$, whereas we aim at implementing an interaction quadratic in $a^\dagger + a$. Thirdly, typical circuit QED setups do not provide the possibility of controlling the interaction g in time, because g is fixed by the geometry of the device. With current technology [27] one can relatively easily control the qubit splitting ε , while setups allowing for the control of g so far have been studied only theoretically [54, 55]. A full description of the transmission line would also contain higher harmonics at multiples of the fundamental frequency ω . The protocol considered below, however, acts directly only upon the fundamental mode, while its harmonics are affected only indirectly via the qubit. We therefore assume that they remain close to their ground state and, thus, do not take them into account.

These issues can be partially solved by considering a time-dependent qubit splitting ε_t , and working in a regime where the coupling g and the oscillator frequency ω are small:

$$g \simeq \omega \ll \varepsilon_t. \quad (23)$$

By applying the time-dependent unitary transformation

$$\Omega_t = e^{ig(a^\dagger+a)\sigma_y/\varepsilon_t} \quad (24)$$

and neglecting terms beyond second order in the small parameter g/ε_t , we obtain, up to a global energy shift, the Hamiltonian

$$\begin{aligned} H'_{S+A}(\varepsilon_t) &= \Omega_t H_{S+A} \Omega_t^\dagger + i\dot{\Omega}_t \Omega_t^\dagger \\ &= \frac{\hbar\varepsilon_t}{2}\sigma^z + \hbar\omega\left(a^\dagger a + \frac{1}{2}\right) + \frac{\hbar g^2}{\varepsilon_t}(a^\dagger + a)^2\sigma^z + i\frac{\hbar\omega g}{\varepsilon_t}(a^\dagger - a)\sigma_y - \frac{\hbar g\dot{\varepsilon}_t}{\varepsilon_t^2}(a^\dagger + a)\sigma_y. \end{aligned} \quad (25)$$

The last term comes from the explicit time dependence of the transformation Ω_t . We shall consider a qubit driving that is slow compared to the qubit's own time scale while being comparable to the oscillator's time scale

$$\dot{\varepsilon}_t/\varepsilon_t \simeq \omega \ll \varepsilon_t. \quad (26)$$

In this way the oscillator can be driven out of equilibrium while the qubit undergoes an adiabatic evolution. Note that the factors $g\omega/\varepsilon_t$ and $g\dot{\varepsilon}_t/\varepsilon_t^2$ are comparable to the factor g^2/ε_t appearing in the third term of equation (25). However the last two terms are oscillating much faster and can therefore be neglected within a rotating-wave approximation. This can be seen by going to the interaction picture with respect to $\hbar\varepsilon_t\sigma^z/2 + \hbar\omega(a^\dagger a + 1/2)$, where the last two terms contain the frequencies $\pm(\dot{\varepsilon}_t \pm \omega) \simeq \pm\dot{\varepsilon}_t = \pm t^{-1} \int_0^t \varepsilon_s ds$ and the second term contains the much lower frequencies $0, \pm 2\omega$. We thus conclude that

$$\begin{aligned} H'_{S+A}(\varepsilon_t) &= \frac{\hbar\varepsilon_t}{2}\sigma^z + \hbar\omega\left(a^\dagger a + \frac{1}{2}\right) + \frac{\hbar g^2}{\varepsilon_t}(a^\dagger + a)^2\sigma^z \\ &= \frac{\hbar\varepsilon_t}{2}\sigma^z + \hbar\omega\left(a^\dagger a + \frac{1}{2}\right) + \left(\frac{\hbar g^2}{\varepsilon_t}\Pi_+ - \frac{\hbar g^2}{\varepsilon_t}\Pi_-\right)(a^\dagger + a)^2 \end{aligned} \quad (27)$$

is a good approximation of H_{S+A} in the chosen parameter regime. The form (27) is already rather close to the desired Hamiltonian in equation (6). The main difference is that in equation (6), one drives the two subspaces spanned by Π_\pm with two independent drivings χ_t^\pm , whereas here we have only one driving parameter ε_t that drives both subspaces at the same time. The other difference is that now the free qubit Hamiltonian is time dependent. This affects only an overall phase, which therefore is not our major concern here. Figure 1 illustrates how the original Rabi Hamiltonian (22) is well approximated by the diagonal Hamiltonian in equation (27). In the appendix we provide an alternative derivation of H'_{S+A} based on the explicit calculation of the time-evolution generated by H_{S+A} .

Note that the transformation (24) is similar but not quite the same as the transformation commonly employed in the dispersive regime [56]. We might call the regime investigated here, where the oscillator is very slow, the *soft mode* regime, and the resulting effective Hamiltonian H'_{S+A} , equation (27), the *soft mode Hamiltonian*. Like the dispersive Hamiltonian, the soft mode Hamiltonian is diagonal in the natural qubit–oscillator basis. But while the dispersive

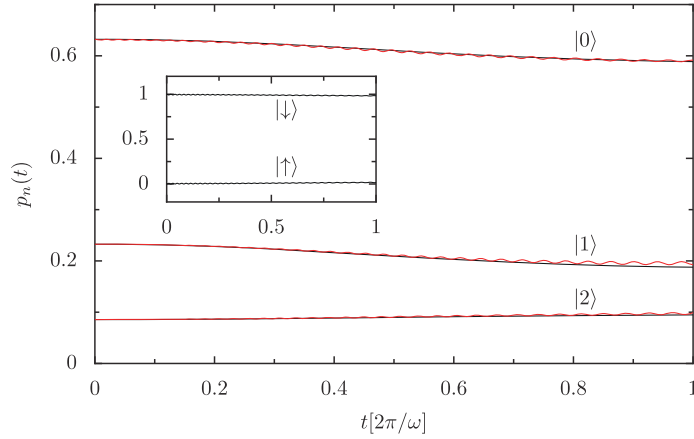


Figure 1. Comparison between the dynamics generated by the Rabi Hamiltonian in equation (22) (black line) and the dynamics generated by the diagonal Hamiltonian in equation (27) (red line). The plot shows the evolution of the population of the first three eigenstates of the oscillator. The inset shows the corresponding evolution of the qubit population. The initial state was $|\downarrow\rangle \langle\downarrow| e^{-\beta H_S(\lambda_0)} / \text{Tr} e^{-\beta H_S(\lambda_0)}$. We used the driving $\varepsilon_t = \hbar g^2 / 2\lambda_t$, where $\lambda_t = \lambda_0 + vt$, and the following parameters: $g = 2.5\hbar\omega$, $v = 1.5\lambda_0\omega / (2\pi)$, $\lambda_0 = 0.0625\hbar\omega$, $1/\beta = \hbar\omega$.

Hamiltonian represents a qubit–oscillator coupling linear in $(a + a^\dagger)$, the soft mode Hamiltonian describes a coupling quadratic in $(a + a^\dagger)$.

4.1. Introducing a second qubit

In order to allow for the independent driving of two subspaces, we modify the method described above by introducing a second qubit. The work characteristic function measurement is thus assisted by two ancillae. Two-qubit state tomography has been reported recently in [37]. Our starting Hamiltonian is

$$H_{S+2A} = \hbar\varepsilon_1\sigma_1^z/2 + \hbar\varepsilon_2\sigma_2^z/2 + \hbar\omega(a^\dagger a + 1/2) + \hbar(a^\dagger + a)(g_1\sigma_1^x + g_2\sigma_2^x). \quad (28)$$

Following the derivation illustrated above, we shall work in the regime

$$\omega, g_i \ll \varepsilon_{i,t}, \quad \dot{\varepsilon}_{i,t}/\varepsilon_{i,t} \simeq \omega \ll \varepsilon_{i,t}, \quad i = 1, 2. \quad (29)$$

By applying the transformation

$$\Omega_t = e^{ig_1(a^\dagger+a)\sigma_1^y/\varepsilon_{1,t}} e^{ig_2(a^\dagger+a)\sigma_2^y/\varepsilon_{2,t}} \quad (30)$$

and neglecting cubic or higher terms in g_1/ε_1 , g_2/ε_2 , as well as fast oscillating contributions, we arrive at

$$H'_{S+2A}(\varepsilon_{1,t}, \varepsilon_{2,t}) = \frac{\hbar}{2}\varepsilon_{1,t}\sigma_1^z + \frac{\hbar}{2}\varepsilon_{2,t}\sigma_2^z + \hbar\omega\left(a^\dagger a + \frac{1}{2}\right) + \hbar(a^\dagger + a)^2\left(\frac{g_1^2}{\varepsilon_{1,t}}\sigma_1^z + \frac{g_2^2}{\varepsilon_{2,t}}\sigma_2^z\right). \quad (31)$$

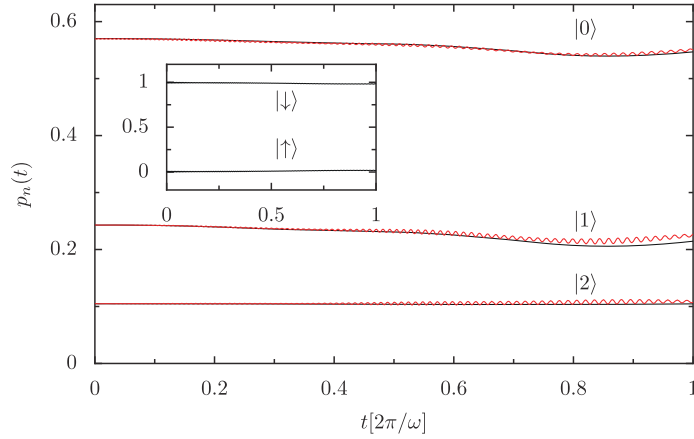


Figure 2. Comparison between the dynamics generated by the Tavis–Cummings Hamiltonian in equation (28) (black line) and the dynamics generated by the diagonal Hamiltonian in equation (31) (red line). The plot shows the evolution of the population of the first three eigenstates of the oscillator. The inset shows the corresponding evolution of the first qubit population. The initial state was ρ_{S+2A} (see equation (36)), and $\varepsilon_{1,t}$, $\varepsilon_{2,t}$ were chosen as in figure 3, bottom right panel, as to realize the drivings χ_t^\pm shown in figure 3, bottom left panel, corresponding to a linear ramp $\lambda_t = \lambda_0 + vt$. We used the following parameters: $g_1 = 2.5\hbar\omega$, $g_2 = 0.5\hbar\omega$, $v = 1.5\lambda_0\omega/(2\pi)$, $\lambda_0 = 0.0625\hbar\omega$, $1/\beta = \hbar\omega$.

Figure 2 illustrates how the original Rabi Hamiltonian (28) is well approximated by the diagonal Hamiltonian in equation (31). It is worthwhile rewriting H'_{S+2A} in terms of projectors $\Pi_{\pm,\pm}$ onto the four states $|\pm, \pm\rangle$:

$$\begin{aligned}
 H'_{S+2A}(\varepsilon_{1,t}, \varepsilon_{2,t}) = & \hbar[\varepsilon_t^+ + \omega(a^\dagger a + 1/2) + \chi_t^+(a^\dagger + a)^2]\Pi_{++} \\
 & + \hbar[\varepsilon_t^- + \omega(a^\dagger a + 1/2) + \chi_t^-(a^\dagger + a)^2]\Pi_{+-} \\
 & + \hbar[-\varepsilon_t^- + \omega(a^\dagger a + 1/2) - \chi_t^-(a^\dagger + a)^2]\Pi_{-+} \\
 & + \hbar[-\varepsilon_t^+ + \omega(a^\dagger a + 1/2) - \chi_t^+(a^\dagger + a)^2]\Pi_{--},
 \end{aligned} \tag{32}$$

where

$$\varepsilon_t^\pm = \frac{\varepsilon_{1,t} \pm \varepsilon_{2,t}}{2}, \tag{33}$$

$$\chi_t^\pm = \frac{g_1^2}{\varepsilon_{1,t}} \pm \frac{g_2^2}{\varepsilon_{2,t}}. \tag{34}$$

By focusing onto the subspace spanned by Π_{-+} and Π_{--} , we see that by manipulating the two splittings $\varepsilon_{1,t}$ and $\varepsilon_{2,t}$, one can realize two independent drivings χ_t^+ and χ_t^- acting in the respective sub-subspace. This realizes all the ingredients that we need for implementing the characteristic function measurements protocol employing a circuit QED setup.

4.2. The protocol

First, the two drivings $\varepsilon_{1,t}$ and $\varepsilon_{2,t}$ are chosen in such a way as to realize the protocols χ_t^+ , χ_t^- in equation (8). This is achieved by solving equation (34) for $\varepsilon_{1,t}$, $\varepsilon_{2,t}$ to obtain

$$\varepsilon_{1,t} = \frac{2g_1^2}{\chi_t^+ + \chi_t^-}, \quad \varepsilon_{2,t} = \frac{2g_2^2}{\chi_t^+ - \chi_t^-}. \quad (35)$$

With this choice, the protocol goes as follows (see figure 3 top panel):

1. Prepare the system at $t < 0$ in the state:

$$\rho_{S+2A} = \frac{e^{-\beta(\omega a^\dagger a - \lambda_0(a^\dagger + a)^2)}}{Z_{S+2A}(\lambda_0)} \Pi_{--}. \quad (36)$$

2. Perform a Hadamard operation $\sigma_2^H = (\sigma_2^x + \sigma_2^z)/\sqrt{2}$ on the second qubit at time $t = 0$.
3. Let the S + 2A system evolve for a time $\tau + u$ according to $H_{S+2A}(\varepsilon_{1,t}, \varepsilon_{2,t})$.
4. Perform a Hadamard operation σ_2^H at time $t = T = \tau + u$.

This results in the two-qubit density matrix

$$\begin{aligned} \rho_{2A}(u) &= \text{Tr}_S \sigma_2^H U_{S+A}[\chi^+, \chi^-] \sigma_2^H \rho_{S+2A} \sigma_2^H U_{S+A}^\dagger[\chi^+, \chi^-] \sigma_2^H \\ &= (1 - \Re L_2(u) \Sigma_2^z - \Im L_2(u) \Sigma_2^y) / 2, \end{aligned} \quad (37)$$

where

$$L_2(u) = e^{(i/\hbar) \int_0^{\tau+u} \varepsilon_{2,t} dt} G[u, \lambda], \quad (38)$$

$$\Sigma_2^z = \Pi_{-+} - \Pi_{--}, \quad (39)$$

$$\Sigma_2^y = | - + \rangle \langle - - | + | - - \rangle \langle - + |. \quad (40)$$

Thus performing two-qubit state tomography gives the characteristic function $G[u, \lambda]$ of the process in equation (21) at the point u , apart from a known phase factor. The state ρ_{S+2A} can be prepared by thermalizing the S + 2A system at a temperature such that $\beta^{-1} \simeq \hbar\omega \ll \hbar\varepsilon_{1,0}, \hbar\varepsilon_{2,0}$.

Two qubit-state tomography [57] can be realized in this setup by means of a quantum non-demolition joint dispersive read-out [37]. This is possible due to the fact that the system and oscillator are far detuned. Noticing that only terms involving Σ_2^z and Σ_2^y appear in equation (37), the wanted information can be retrieved in the following way: (i) follow the protocol described above; (ii) at the end of the protocol, perform a measurement of the two-qubit observables Σ_2^z and Σ_2^y . Repeat (i) and (ii) many times to obtain the expectation values $\langle \Sigma_2^z \rangle$ and $\langle \Sigma_2^y \rangle$. Then $\Re L_2(u) = -\langle \Sigma_2^z \rangle$ $\Im L_2(u) = -\langle \Sigma_2^y \rangle$.

4.3. Numerical solution

We numerically studied the case of a linear ramp in the protocol $\lambda_t = \lambda_0 + vt$ using $1/\omega$ as unit of time and the parameters $g_1 = 2.5\omega$, $g_2 = 0.5\omega$, $\lambda_0 = 0.0625\omega$, $v = 1.5\lambda_0\omega/(2\pi)$, $\tau = 2\pi/\omega$. For $\omega = 100$ MHz, this amounts to couplings $g_1 = 250$ and $g_2 = 50$ MHz, an initial qubit splitting $\varepsilon_{1,0} = 10$ GHz and a velocity of $v \approx 150$ (MHz)². The level splitting of the second qubit goes to infinity at the beginning and at the end of the protocol, corresponding

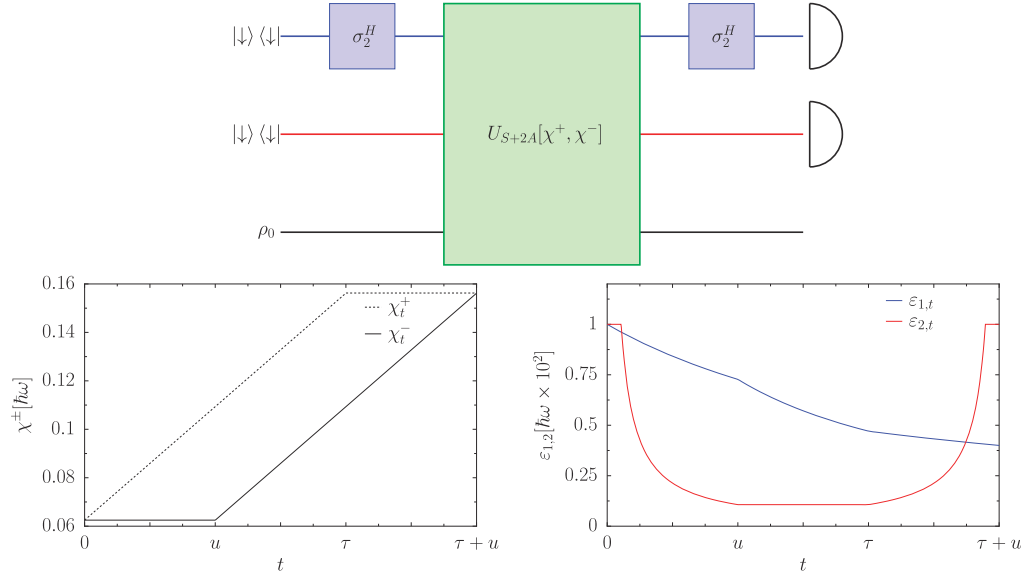


Figure 3. Top: schematics of the two-qubit protocol. Bottom left: time evolution of the two driving parameters χ_t^\pm , equation (8), for a linear ramp of λ_t . Bottom right: the time evolution of the two qubit splittings $\varepsilon_{i,t}$ that realize the drivings χ_t^\pm , see equation (35).

to a complete decoupling. The cutoff we introduced to handle this divergence is equivalent to $\varepsilon_{2,0} = 10$ GHz, which is within current experimental reach. Fabrication of a slow oscillator with a slow frequency of 100 MHz does not seem to pose any special technological challenge. A slow mode oscillator can be made by increasing the resonator's length [58]. Perhaps more challenging is reaching the strong coupling $g_1 = 2.5\omega$. There is currently a strong interest in this regime of ultra-strong coupling, and we are optimistic that it will be soon reached [54, 59, 60]. The time development of the two drivings χ_t^\pm is illustrated in figure 3 (bottom left). The graph in the bottom right panel of figure 3, shows the corresponding time evolution of the two qubit energy splittings $\varepsilon_{i,t}$, $i = 1, 2$. Note that $\varepsilon_{2,t}$ diverges for $t \rightarrow 0$ and for $t \rightarrow \tau + u$. In our simulation, $\varepsilon_{2,t}$ was cut at the value of 100ω . This results in a deviation of the actual drivings χ_t^\pm from those reported in figure 3 bottom left panel, for those values of t where the two χ 's approach. For small u (as compared to τ), this deviation becomes more relevant. With the so-chosen parameters, the condition (29) was obeyed at all times $t \in [0, \tau + u]$.

We computed $\rho_{2A}(u)$ according to equation (37), where the time evolution was obtained by numerical integration of the Liouville–von Neumann equation. The thermal energy β^{-1} was chosen equal to $\hbar\omega$. We then extracted the real and imaginary parts of the characteristic function $G[u, \lambda]$ using equation (38). Figure 4 shows the work probability distribution obtained after the inverse Fourier transform, of the so-obtained $G[u, \lambda]$. The blue dots show the values of the work probability density function as obtained by integrating the model Hamiltonian (21) directly. The approximations introduced by our implementation result in a spread of the peaks, as compared to the expected ones, and to the emergence of further peaks in the work probability at high w (not shown). Because of normalization, these effects lower the height of the relevant peaks. We repeated the same procedure for the time reversed protocol $\tilde{\lambda}_t = \lambda_\tau - vt$. The inset of figure 4 shows a good agreement between the logarithm of the ratio $p[w; \lambda]/p[-w, \tilde{\lambda}]$ from our

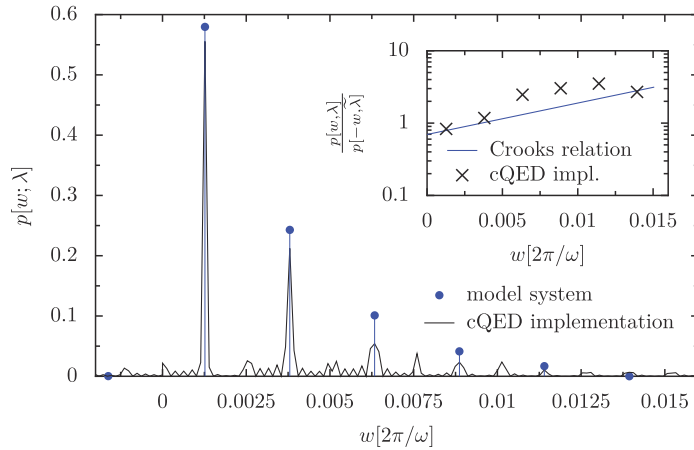


Figure 4. Work probability distribution of a parametrically driven oscillator. Solid black line: numerical result obtained by the interferometric 2 qubits + oscillator setup. Blue points: result obtained by solving the exact equations of motion governed by the Hamiltonian (2). Inset: check of the Crooks fluctuation theorem. The parameters used are: $g_1 = 2.5\hbar\omega$, $g_2 = 0.5\hbar\omega$, $v = 1.5\lambda_0\omega/(2\pi)$, $\lambda_0 = 0.0625\hbar\omega$, $1/\beta = \hbar\omega$, $\tau = 2\pi/\omega$.

numerics, and the linear behavior expected from equation (1). The agreement is however not as good as one would expect from figure 2, showing very good agreement between the dynamics of the model Hamiltonian and actual Hamiltonian. The source of this error comes from the fast oscillating phase $e^{(i/\hbar)\int \varepsilon_{2,t} dt}$ in equation (38), which has to be taken away before the inverse Fourier transformation is applied. This may pose an issue at the experimental level as well.

5. Conclusions

We have extended the interferometric scheme of Dorner *et al* [21] and Mazzola *et al* [22] for the measurement of work distributions. The method lends itself straightforwardly to the application in open quantum systems, even in the regime of strong dissipation, which represents a crucial advantage beyond the works by Dorner *et al* [21] and Mazzola *et al* [22]. We further showed how it can be modified to address the exclusive work fluctuation theorem of Bochkov and Kuzovlev [1].

Our central contribution is the illustration of a realistic implementation of the method with current circuit QED technology. A new feature of the proposed implementation is the introduction of a second ancilla qubit and the use of two-qubit state tomography. This technique may prove useful in all experimental scenarios where, as in the present case, two independent drivings might not be easily achieved with a single qubit. Our numerical calculations show the experimental feasibility. In the proposed implementation, the driving $\lambda_t(a^\dagger + a)^2$ is achieved indirectly by driving the qubit splitting and working in the soft mode regime (slow oscillator). As an alternative to the proposed implementation, one could control λ_t directly. This can be implemented by coupling a flux qubit to a SQUID as illustrated in [54, 55].

Acknowledgments

This work was supported by the German Excellence Initiative ‘Nanosystems Initiative Munich (NIM)’ (MC, RB, PH), the Collaborative Research Center SFB 631 (RB, PH), the Spanish Government grants MAT2011-24331 (SK) and FIS2011-25167 (DZ), the DGA project FENOL (DZ), the EU project PROMISCE (DZ) and the COST Action MP1209 (MC, PH).

Appendix. Derivation of the soft mode Hamiltonian H'_{SA} in equation (27)

The following derivation of the soft mode Hamiltonian is along the lines of the derivation of the dispersive Hamiltonian presented by Schleich [28]. Our starting point is the Rabi Hamiltonian, equation (22). For simplicity we do not include the time dependence of ε . In the interaction picture, the qubit–oscillator coupling reads

$$H_{SA}^I(t) = \hbar g(\sigma_+ a e^{i\Delta t} + \sigma_- a^\dagger e^{-i\Delta t} + \sigma_- a e^{-i\Gamma t} + \sigma_+ a e^{i\Gamma t}), \quad (\text{A.1})$$

where $\Delta = \varepsilon - \omega$, $\Gamma = \varepsilon + \omega$ and σ_\pm are the qubit rising and lowering operators. In the interaction picture, $H_{SA}^I(t)$ is the generator of the dynamics:

$$\begin{aligned} U_{t,0} &= T \exp\left(-\frac{i}{\hbar} \int_0^t dt' H_{SA}^I(t')\right) \\ &\simeq 1 - \frac{i}{\hbar} \int_0^t dt' H_{SA}^I(t') - \frac{1}{\hbar^2} \int_0^t dt' H_{SA}^I(t') \int_0^{t'} dt'' H_{SA}^I(t''). \end{aligned} \quad (\text{A.2})$$

Plugging equation (A.1) into (A.2), the first order term reads

$$\int_0^t dt' H_{SA}^I(t') = \hbar g \left(\sigma_+ a \frac{e^{i\Delta t} - 1}{i\Delta} + \sigma_- a^\dagger \frac{e^{-i\Delta t} - 1}{-i\Delta} + \sigma_- a \frac{e^{-i\Gamma t} - 1}{-i\Gamma} + \sigma_+ a^\dagger \frac{e^{i\Gamma t} - 1}{i\Gamma} \right), \quad (\text{A.3})$$

which can be used to calculate the second order term

$$\begin{aligned} \int_0^t dt' H_{SA}^I(t') \int_0^{t'} dt'' H_{SA}^I(t'') &= \hbar^2 g^2 \int_0^t dt' \\ &\times \left(\sigma_+ \sigma_- a a^\dagger \frac{1 - e^{i\Delta t'}}{-i\Delta} + \sigma_+ \sigma_- a^2 \frac{e^{i(\Delta-\Gamma)t'} - e^{-i\Delta t'}}{-i\Gamma} + \sigma_- \sigma_+ a^\dagger a \frac{1 - e^{-i\Delta t'}}{i\Delta} \right. \\ &+ \sigma_- \sigma_+ a^{\dagger 2} \frac{e^{-i(\Delta-\Gamma)t'} - e^{-i\Delta t'}}{i\Gamma} + \sigma_- \sigma_+ a^2 \frac{e^{i(\Delta-\Gamma)t'} - e^{-i\Gamma t'}}{i\Delta} + \sigma_- \sigma_+ a a^\dagger \frac{1 - e^{-i\Gamma t'}}{i\Gamma} \\ &\left. + \sigma_+ \sigma_- a^{\dagger 2} \frac{e^{-i(\Delta-\Gamma)t'} - e^{i\Gamma t'}}{-i\Delta} + \sigma_+ \sigma_- a^\dagger a \frac{1 - e^{-i\Gamma t'}}{-i\Gamma} \right). \end{aligned} \quad (\text{A.4})$$

Recalling that the oscillator is slow compared to the qubit, for times which are short compared to the oscillator’s period we can employ the approximation $e^{\pm i(\Delta-\Gamma)t'} = e^{-\pm 2i\omega t'} \simeq 1$. In performing the integration we neglect the fast oscillating terms of frequency Γ , $\Delta \simeq \varepsilon$ to obtain

$$\frac{1}{\hbar^2} \int_0^t dt' H_{SA}^I(t') \int_0^{t'} dt'' H_{SA}^I(t'') \simeq \frac{ig^2}{\varepsilon} (a^\dagger + a)^2 \sigma^z t, \quad (\text{A.5})$$

where we used $\sigma_+\sigma_- - \sigma_-\sigma_+ = \sigma^z$. Note that the first order term, equation (A.3), contains either fast oscillating contributions or non-relevant constant terms. Therefore it can be neglected at once, so that the propagator becomes

$$U_{t,0} \simeq 1 - \frac{ig^2}{\varepsilon}(a^\dagger + a)^2\sigma^z t \simeq \exp\left(-i\frac{g^2}{\varepsilon}(a^\dagger + a)^2\sigma^z t\right), \quad (\text{A.6})$$

which corresponds to the Hamiltonian $H_{S+A}^I(t) \simeq \frac{\hbar g^2}{\varepsilon}(a^\dagger + a)^2\sigma^z$. Going back to the Schrödinger picture, we finally arrive at $H_{S+A} \simeq \hbar\varepsilon\sigma^z/2 + \hbar(\omega a^\dagger a + 1/2) + \hbar g^2(a^\dagger + a)^2\sigma^z/\varepsilon$.

References

- [1] Bochkov G N and Kuzovlev Y E 1977 *Zh. Eksp. Teor. Fiz.* **72** 238–47
Bochkov G N and Kuzovlev Y E 1977 *Sov. Phys.—JETP* **45** 125–30 (Engl. transl.)
- [2] Esposito M, Harbola U and Mukamel S 2009 *Rev. Mod. Phys.* **81** 1665–702
- [3] Campisi M, Hänggi P and Talkner P 2011 *Rev. Mod. Phys.* **83** 771–91
- [4] Campisi M, Hänggi P and Talkner P 2011 *Rev. Mod. Phys.* **83** 1653
- [5] Jarzynski C 2011 *Annu. Rev. Condens. Matter Phys.* **2** 329–51
- [6] Seifert U 2012 *Rep. Prog. Phys.* **75** 126001
- [7] Jarzynski C and Wójcik D K 2004 *Phys. Rev. Lett.* **92** 230602
- [8] Andrieux D, Gaspard P, Monnai T and Tasaki S 2009 *New J. Phys.* **11** 043014
- [9] Liphardt J, Dumont S, Smith S B, Tinoco I and Bustamante C 2002 *Science* **296** 1832–6
- [10] Collin D, Ritort F, Jarzynski C, Smith S B, Tinoco I and Bustamante C 2005 *Nature* **437** 231–4
- [11] Harris N C, Song Y and Kiang C H 2007 *Phys. Rev. Lett.* **99** 068101
- [12] Talkner P, Lutz E and Hänggi P 2007 *Phys. Rev. E* **75** 050102
- [13] Campisi M 2013 arXiv:1306.5557
- [14] Huber G, Schmidt-Kaler F, Deffner S and Lutz E 2008 *Phys. Rev. Lett.* **101** 070403
- [15] Vedral V 2002 *Rev. Mod. Phys.* **74** 197–234
- [16] Campisi M, Talkner P and Hänggi P 2010 *Phys. Rev. Lett.* **105** 140601
- [17] Campisi M, Talkner P and Hänggi P 2011 *Phys. Rev. E* **83** 041114
- [18] Fujisawa T, Hayashi T, Tomita R and Hirayama Y 2006 *Science* **312** 1634–6
- [19] Utsumi Y, Golubev D S, Marthaler M, Saito K, Fujisawa T and Schön G 2010 *Phys. Rev. B* **81** 125331
- [20] Küng B, Rössler C, Beck M, Marthaler M, Golubev D S, Utsumi Y, Ihn T and Ensslin K 2012 *Phys. Rev. X* **2** 011001
- [21] Dorner R, Clark S R, Heaney L, Fazio R, Goold J and Vedral V 2013 *Phys. Rev. Lett.* **110** 230601
- [22] Mazzola L, De Chiara G and Paternostro M 2013 *Phys. Rev. Lett.* **110** 230602
- [23] Silva A 2008 *Phys. Rev. Lett.* **101** 120603
- [24] Batalhão T, Souza A M, Mazzola L, Auccaise R, Oliveira I S, Goold J, De Chiara G, Paternostro M and Serra R M 2013 arXiv:1308.3241
- [25] Campisi M, Talkner P and Hänggi P 2009 *Phys. Rev. Lett.* **102** 210401
- [26] You J Q and Nori F 2003 *Phys. Rev. B* **68** 064509
- [27] Blais A, Huang R S, Wallraff A, Girvin S M and Schoelkopf R J 2004 *Phys. Rev. A* **69** 062320
- [28] Schleich W P 2001 *Quantum Optics in Phase Space* (Berlin: Wiley-VCH)
- [29] You J Q and Nori F 2011 *Nature* **474** 589–97
- [30] Buluta I, Ashhab S and Nori F 2011 *Rep. Prog. Phys.* **74** 104401
- [31] Xiang Z L, Ashhab S, You J Q and Nori F 2013 *Rev. Mod. Phys.* **85** 623
- [32] Niemczyk T *et al* 2010 *Nature Phys.* **6** 772–6
- [33] Forn-Díaz P, Lisenfeld J, Marcos D, García-Ripoll J, Solano E, Harmans C and Mooij J 2010 *Phys. Rev. Lett.* **105** 237001

- [34] Liu Y X, Wei L F and Nori F 2004 *Europhys. Lett.* **67** 941
- [35] Hofheinz M, Weig E M, Ansmann M, Bialczak R C, Lucero E, Neeley M, O'Connell A D, Wang H, Martinis J M and Cleland A N 2008 *Nature* **454** 310–4
- [36] Hofheinz M *et al* 2009 *Nature* **459** 546–9
- [37] Filipp S *et al* 2009 *Phys. Rev. Lett.* **102** 200402
- [38] Quan H T, Wang Y D, Liu Y X, Sun C P and Nori F 2006 *Phys. Rev. Lett.* **97** 180402
- [39] Quan H T, Liu Y X, Sun C P and Nori F 2007 *Phys. Rev. E* **76** 031105
- [40] Kubo R 1957 *J. Phys. Soc. Japan* **12** 570–86
- [41] Campisi M 2008 *Phys. Rev. E* **78** 051123
- [42] Talkner P, Burada P S and Hänggi P 2008 *Phys. Rev. E* **78** 011115
Talkner P, Burada P S and Hänggi P 2009 *Phys. Rev. E* **79** 039902
- [43] Deffner S and Lutz E 2008 *Phys. Rev. E* **77** 021128
- [44] Husimi K 1953 *Prog. Theor. Phys.* **9** 238–44
- [45] Feynman R P and Vernon J F L 1963 *Ann. Phys., NY* **24** 118–73
- [46] Jarzynski C 2004 *J. Stat. Mech.: Theory Exp.* P09005
- [47] Pechukas P 1994 *Phys. Rev. Lett.* **73** 1060
- [48] Kafri D and Deffner S 2012 *Phys. Rev. A* **86** 044302
- [49] Rastegin A E 2013 arXiv:1301.0855
- [50] Albash T, Lidar D A, Marvian M and Zanardi P 2012 arXiv:1212.6589
- [51] Chetrite R and Mallick K 2012 *J. Stat. Phys.* **148** 480–501
- [52] Jarzynski C 2007 *C. R. Phys.* **8** 495–506
- [53] Campisi M, Talkner P and Hänggi P 2011 *Phil. Trans. R. Soc. A* **369** 291–306
- [54] Peropadre B, Forn-Diaz P, Solano E and García-Ripoll J J 2010 *Phys. Rev. Lett.* **105** 023601
- [55] Reuther G M, Zueco D, Hänggi P and Kohler S 2011 *New J. Phys.* **13** 093022
- [56] Zueco D, Reuther G M, Kohler S and Hänggi P 2009 *Phys. Rev. A* **80** 033846
- [57] Liu Y X, Wei L F and Nori F 2005 *Phys. Rev. B* **72** 014547
- [58] Duty T, Johansson G, Bladh K, Gunnarsson D, Wilson C and Delsing P 2005 *Phys. Rev. Lett.* **95** 206807
- [59] Casanova J, Romero G, Lizuain I, García-Ripoll J J and Solano E 2010 *Phys. Rev. Lett.* **105** 263603
- [60] Peropadre B, Zueco D, Porrás D and Garcia-Ripoll J J 2013 arXiv:1307.3870