

Analysis of the phenomenon of attempted suicides in 1978-2010 in Poland, with particular emphasis on rural areas of Lublin Province

Marta Makara-Studzińska¹, Katarzyna Sygit², Marian Sygit^{2,3}, Małgorzata Goździewska⁴,
Jadwiga Zubilewicz², Karolina Kryś-Noszczyk¹

¹ Independent Laboratory of Psychical Health, Medical University, Lublin, Poland

² Department of Health Education, University of Szczecin, Poland

³ Institute of Rural Health, Lublin, Poland

⁴ Department of Health Promotion, Food and Nutrition, Institute of Rural Health, Lublin, Poland

Makara-Studzińska M, Sygit K, Sygit M, Goździewska M, Zubilewicz J, Kryś-Noszczyk K. Analysis of the phenomenon of attempted suicides in 1978-2010 in Poland, with particular emphasis on rural areas of Lublin Province. *Ann Agric Environ Med.* 2012; 19(4): 762-769.

Abstract

The increasing quality of life of modern man should go hand-in-hand with reducing the scale of the problem of attempted suicides. During the last 55 years, the World Health Organization has recorded an increase in the number of suicides by about 60% in the developed and developing countries. In Poland, the highest rate of suicides have been committed by males, and the circumstances depended on gender, age and socio-economic factors. The aim of the presented study is to present the scale of the problem and present results of the analysis of the phenomenon of attempted suicides in 1978-2010, with particular emphasis on a Polish agricultural region – the Lublin Province in eastern Poland. 167,557 attempted suicides were analyzed across the country, included suicide attempts that resulted in death. Brief description of the state of knowledge and summary: Between 1978-2010 in Poland, the number of attempted suicides was higher in urban than in rural areas, especially among men aged between 31-50 years, while the tendency to commit suicide increased in rural areas in comparison to urban areas. Women usually represented a quarter of the people who attempted or committed suicide, with the majority cases reported in 2002. Most attempted suicides were carried out in the cities, but since 1990, the number of attempted suicides in the country is growing by an average of 8 *per annum*. In the Lublin Province, far more people are attempting to commit suicide in the rural areas. Despite the trend of increasing numbers of attempted suicides (about 4.36 suicides per year), the number of fatal suicides is decreasing, and the number of suicides committed by teenagers under 14 years of age is decreasing more dynamically.

Key words

assisted suicide, attempted suicide, agriculture, village

INTRODUCTION

Attempted suicides are a subject of interest to the World Health Organization because of the increase in the number of suicides by about 60% over the last 55 years in developed and developing countries. Increasingly, there are also fatal suicides among young people aged 15-21 years [1].

According to Jarosz [2], a group of prominent countries with the highest rates are: Lithuania, Russia, Belarus, Estonia, Hungary, Latvia, Slovenia, Ukraine, Kazakhstan, Finland, Croatia, Switzerland, Luxembourg, France and Austria. According to authors at Oxford, the highest suicide rates are observed among the inhabitants of the British Isles and the countries of Central and Eastern Europe, and the lowest are among the Muslim countries [3].

For many years in Europe, the highest number of suicides has been in Finland, Hungary and the Baltic countries (Lithuania, Estonia), and the least number in southern Europe [4, 5].

Deaths due to suicide are 24.3% of the population deaths from external causes, including 29.2% of the working-age population. With age, the share of suicides in the general

statistics of mortality is declining, while suicides among the elderly are significantly more effective [6].

The increasing quality of life of modern man should go hand in hand with reducing the scale of the problem of suicide. Unfortunately, the available Polish statistics reveal that the scale of this problem has been increasing during the last 50 years [7].

On a global scale, 2,000 people commit suicide every day. Diekstra states that in many European countries the number of suicides committed exceeds the number of deaths from road traffic accidents [8].

In Poland, for every 100,000 inhabitants, about 16 people commit suicide. In 2005, there were 5,625 attempted suicides, of which 4,621 were fatal [9]. In 2010, 5,456 attempted suicides were recorded in Poland (including 4,480 men) of which 4,087 (3,517 men) were fatal [2].

Poland was previously classified as a country in which suicide is strongly conditioned by gender [10, 11]. Women are more likely to commit non-fatal attempted suicides, which may be due to the patriarchal traditions of the Polish family, which is dominated by male the model, designed to ensure family survival. In times of high unemployment, men, unable to cope with the pressure of society, more often commit fatal suicide. Another reason is also the nature of women, who often seek help – it is easier for them to confide, while men are

Address for correspondence: Marta Makara-Studzińska, Independent Laboratory of Psychical Health, Medical University, Chodzki 5, 20-093 Lublin, Poland.
E-mail: mmakara@go2.pl

Received: 17 August 2012; accepted: 08 November 2012

afraid to admit defeat and live with the belief that they have to deal with problems on their own [12]. Men in Poland are more likely to commit suicide against the background of all the European countries and worldwide, with the sole exception of China [13]. The highest rate of suicides committed by men is in Poland, followed by Belarus. Northern European countries have higher rates of suicides committed by men, in comparison with the countries in southern Europe. [14]

Lublin province, an agricultural region located in the central-eastern part of Poland and on the the borders of Belarus and the Ukraine, was selected for a detailed study of the problem of attempted suicides. 41 cities are located in the region, together with 4,300 villages and rural settlements. The rural population constitutes more than half of the population – 53.5%, with an average of 39.9% living in the country. Rural areas cover 96.2% of the territory of the region, and 71.8% is related to agriculture. A new and very developmental direction of the agricultural economy of the region is ecological farming. Since the mid-1990s, every year the population of Lublin Province has been steadily decreasing, and according to 'Population Projections for the 2008-2035', compiled by the Central Statistical Office in Warsaw, this trend will persist. The Lublin region is characterized by a high level of mortality. In 2011, 22,981 people died, that is by 0.2% less than the previous year, and 1.1% less than in 2000. In the rural areas, this was 61.5% of all reported deaths. The structure of deaths by gender shows excessive mortality of men, whose share in the total number of deaths was 53.0% (previous year 53.4%) [15].

From on a review of the literature on the subject, it is known that residence in an urban community or country is a factor in attempted suicides. Large urban centers are widely-known globally as the most suicidal environment [16]. Authors' opinions on this issue are divided, and the presented study attempts to characterize the trend of attempted suicides in the Lublin region, i.e. in a region where there is a prevalence of rural over urban areas.

Attention should be paid to the common phenomenon of travelling away from home in order to commit suicide, which greatly interferes with imaging comparisons of the prevalence of suicide in rural and urban areas. British researchers studied the phenomenon of socio-demographic factors and methods of committing suicide among British suicides. 12% of suicides were committed in places far from home. The reason for this remains little known. Factors predisposing to the occurrence of events described were: young age, social adversity, and the presence of mental disorders [17].

Aim of the study. Describing the scale of the problem and presenting the results of analysis of the phenomenon of attempted suicides in 1978-2010, with particular emphasis on rural areas on the example of the Lublin Province, compared to the highly urbanized Mazowieckie Province.

MATERIALS AND METHODS

167,557 attempted suicides were analyzed across Poland in 1978-2010, among which 3,601 included attempted suicides in Lublin Province in 2000-2010, representing a 2.15% interest. The presented study highlights attempted suicides and completed (fatal) suicides, which are included in attempted suicides in general. All given numbers of cases are calculated per 100,000 inhabitants. For this purpose, public statistics and strategic documents were used:

1. Statistical Yearbooks, 1978, 1988, 1998, 2008 and 2011.
2. Health Status of the Polish Population in 2009, GUS, Warsaw 2011.

The collected information and analysis also allowed the tracing of the dynamics of change at intervals that provide inferences about the scale, structure and trends, using trend extrapolation. The significance of differences between the independent variables were calculated using Chi² test, at $p < 0.05$.

RESULTS

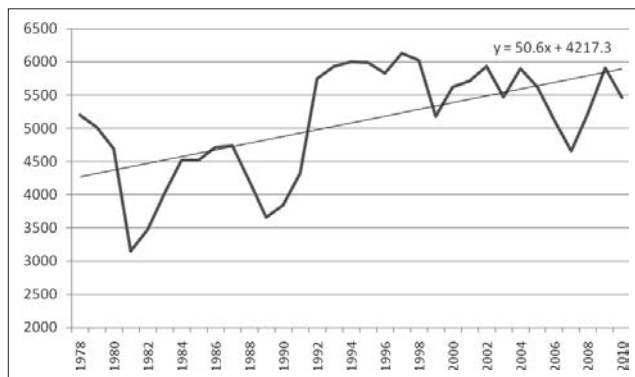
The phenomenon of attempted suicides in 1978-2010. The number of attempted suicides in the analyzed period was always higher in cities than in rural areas, especially among men within the age range of 31-50 years (Tab. 1). The number of attempted suicides in those years was not uniform, most dynamic can be observed until 1990 (Tab. 1), due probably to the then prevailing socio-political conditions. The best example is the year 1981-1982, when the number of attempted suicides fell to the lowest level in the period considered. However, already in 1983, the number of suicide attempts dramatically increased. The year 1989 brought a drop in the number of people who attempted suicide, which is associated with the stabilization of the internal life of the country. The only exception was the year 2007. After 1991, the number of attempted suicides decreased (Figs. 1, 2), whereas the trend line after 1992 is characterized by an even more dynamic decrease in the number of attempted suicides.

Table 1. The number of attempted suicides in 1978-2010, divided by gender, place of residence and age group

Year	In general	Gender		Including completed attempted suicides	Place of residence			Age				
		Men	Women		Cities	Village	14 and under	15-20	21-30	31-50	51-70	71 and more
1978	5198	4132	1066	-	3389	1809	61	467	1327	1868	1157	318
1979	5017	3985	1032	-	3217	1800	49	393	1286	1903	1109	277
1980	4693	3698	995	4338	3024	1669	43	939	1186	1717	1101	306
1981	3155	2430	725	2915	2058	1097	34	245	848	1141	680	207
1982	3481	2709	722	325	2284	1197	53	273	592	1344	788	136
1983	4021	3150	871	3761	2543	1478	39	257	997	1519	942	237
1984	4519	3553	996	4225	2807	1710	41	232	1031	1802	1080	351
1985	4517	3631	886	4278	2809	1708	28	227	944	1846	1162	310

Table 1 (Continuation). The number of attempted suicides in 1978-2010, divided by gender, place of residence and age group

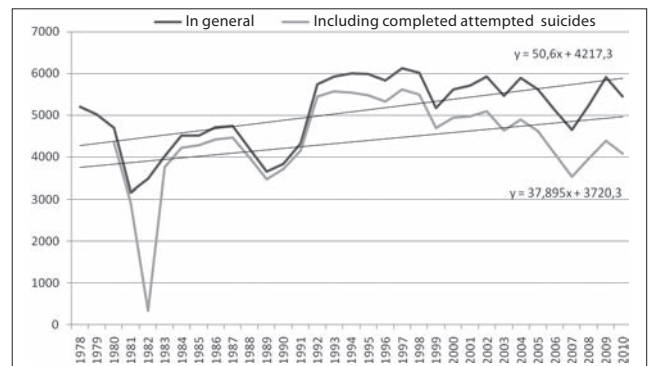
Year	In general	Gender		Including completed attempted suicides	Place of residence		Age					
		Men	Women		Cities	Village	14 and under	15-20	21-30	31-50	51-70	71 and more
1986	4713	3755	958	4426	2953	1760	55	277	908	1847	1285	341
1987	4740	3717	1023	4460	2948	1792	48	233	882	1985	1249	343
1988	4208	3328	880	3993	2573	1635	38	226	731	1761	1123	329
1989	3657	2889	768	3469	2237	1420	20	215	619	1557	1003	243
1990	3841	3101	740	3714	2316	1525	37	211	619	1700	1039	235
1991	4327	3495	832	4159	2632	1695	30	227	616	1972	1201	281
1992	5746	4627	1119	5453	3526	2220	46	309	818	2564	1603	374
1993	5928	4745	1183	5569	3556	2366	73	392	764	2719	1568	355
1994	6004	4832	1172	5538	3538	2471	92	464	799	2708	1494	390
1995	5988	4794	1194	5485	3452	2536	125	452	782	2708	1513	354
1996	5830	4936	894	5334	3409	2421	100	462	771	2603	1501	352
1997	6129	4936	1193	5614	3639	2490	83	556	840	2762	1462	383
1998	6028	4923	1105	5502	3608	2420	100	511	874	2693	1400	408
1999	5182	4292	890	4695	2989	2193	54	474	751	2329	1224	315
2000	5621	4677	944	4947	3301	2307	77	460	886	2437	1337	391
2001	5712	4677	1035	4971	3364	2334	94	459	894	2328	1400	368
2002	5928	4428	1500	5100	3510	2418	57	396	968	2361	1656	443
2003	5467	4428	1039	4634	3303	2164	52	349	907	2185	1554	395
2004	5893	4799	1094	4893	3519	2359	55	372	1038	2250	1698	448
2005	5625	4596	1029	4621	3359	2253	56	349	997	2107	1650	426
2006	5125	4174	978	4090	3045	2097	50	345	917	1894	1476	425
2007	4658	4207	451	3530	2756	1891	49	344	870	1658	1315	386
2008	5237	4207	1030	3964	3005	2208	54	362	971	1788	1600	431
2009	5913	4480	1433	4384	3606	2401	49	356	1031	2120	1894	418
2010	5456	4480	976	4087	3178	2278	42	317	962	1809	1755	406

**Figure 1.** The phenomenon of attempted suicides in 1978-2010

Number of suicides in the years 1978-2010 showed an upward trend, with a year-after-year average of 50.6. The most dynamic growth was observed between 1978-1992 (Fig. 1).

The number of committed suicides was always less than or equal to the number of attempted suicides. With the increase in the number of attempted suicides, the number of completed (fatal) suicides increased (Fig. 3). Between 1980-2010, a faster growth rate of completed suicides was also observed, compared to all suicides in total, an average of 12.7 per year (Fig. 2).

Figure 3 presents the trend of reducing the number of attempted suicides and committed suicides after 1991. The

**Figure 2.** Trend lines of attempted suicides and completed attempted suicides in 1978-2010

suicide trend line after 1991 reduced each year by an average of 74.91 per year. Assuming this trend continues, it may be assumed that in 2030 the number of committed suicides will be 2,618.7, i.e. about 1,500 less of committed suicides compared to 2010.

The suicide trend line in Figure 3 with a score of $y = x + 5,724.4 - 12.811$ suggests an annual decline in the number of suicides by an average of 12.811. If this trend is maintained in Poland, in 2030, the number of suicides would be 5,212.

Figure 4 presents the trend of attempted suicides and completed attempted suicides by in years (after 1992), characterized by an even more dynamic decreasing

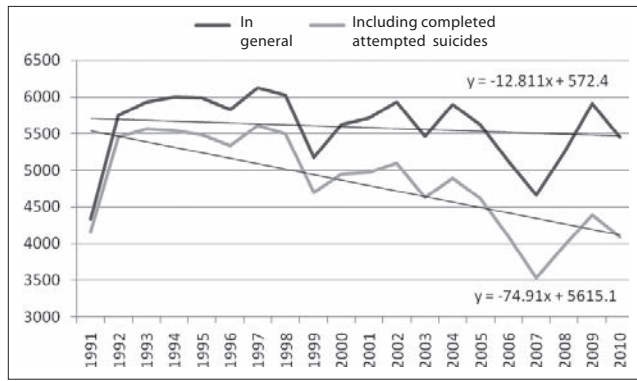


Figure 3. Trend lines of attempted suicides and completed attempted suicides after 1991

trend. Assuming that this trend continues, the number of committed suicides will reach 1,988.64 in 2030 – about half as compared to 2010, while the number of attempted suicides – 4580.322, nearly 1,000 less than in 2010 (Fig. 4). The completed attempted suicides trend line falls more than twice as fast than the attempted suicides trend line.

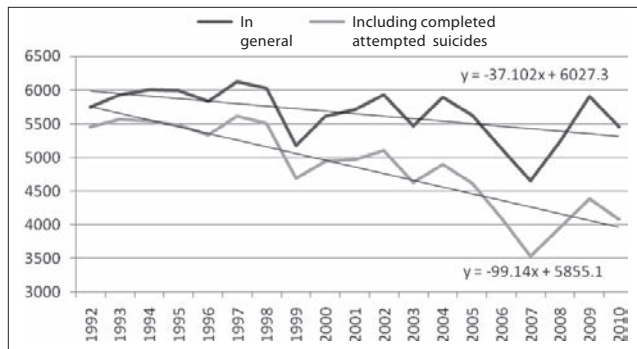


Figure 4. Trend lines of attempted suicides and completed attempted suicides after 1992

Regarding the division of the number of attempted suicides in terms of gender, the majority of attempted suicides occur among men (Fig. 5). Women usually constitute a quarter of the people attempting suicide in the scale of a year; most of such cases were reported in 2002 – 1,500 (Tab. 1) In subsequent years, the trend of increasing number of suicides among women was low and amounted to about 5 suicides of women each year; for men, it was much more dynamic, amounting to an average of 45 per year (Fig. 5).

Nationally, most attempted suicides were committed in urban areas (Fig. 6) However, since 1990, the number



Figure 5. The number of attempted suicides in 1978-2010 according to the division of gender

of attempted suicides in the countryside has continued to increase, the highest increase recorded in 1992, which may be related to the liquidation of the State Agricultural Farms and the increasing impoverishment of rural residents. The trend of the increasing number of suicides in rural areas is greater than the number of suicides committed in the cities by an average of 8 per annum, assuming a stability trend from 1978-2010, when the number of suicides in the country increased by 29.334 and 21.487 in cities each year (Fig. 6).

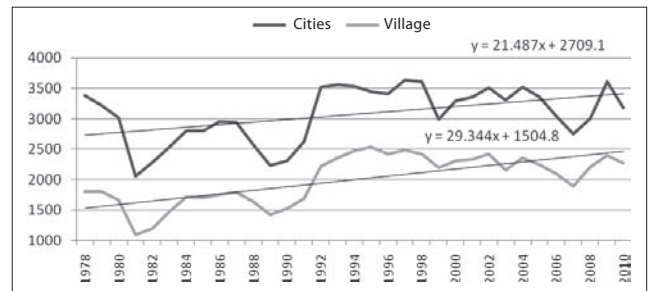


Figure 6. The number of attempted suicides in 1978-2010 according to the division of city and village

Analysis of the phenomenon of attempted suicides in Lublin Province. Analysis of the data for the first decade of the 21st century reveals interesting results. As with the data from the whole country, in the Lublin region, a huge tendency of a non-significant deviations was seen. Also in 2007, a marked decline in the number of attempted suicides was also seen (Tab. 2). In Lublin Province, far more people in rural areas attempted to commit suicide. As far as the age group is concerned, most attempts were committed by people in the age group 31-50 – as in the study population for the whole country. The least number of attempts was observed among people under 14-years-old, which is interesting: within in this age group in the Lublin Province, a dynamic decrease in the number of suicides attempts was seen, even though the total amount of attempts increased.

The trend in suicides in the Lublin Province has increased slightly in recent years (by 4.36 suicides per year). Assuming this trend continues, by 2030, the number of suicides will be 467.558 (from the equation $y = 4.368 \times 332.15$) (Fig.7). In contrast to the results obtained on a national scale, in the Lublin Province, in spite of the increasing trend in suicides, the number of committed suicides which ended in death, is decreasing. The average annual decline is about 5.53 deaths; if this trend is maintained, in 2030 the number of committed suicides will be equal to 147.45, i.e. more than 100 less in comparison to 2010 (Fig. 7).

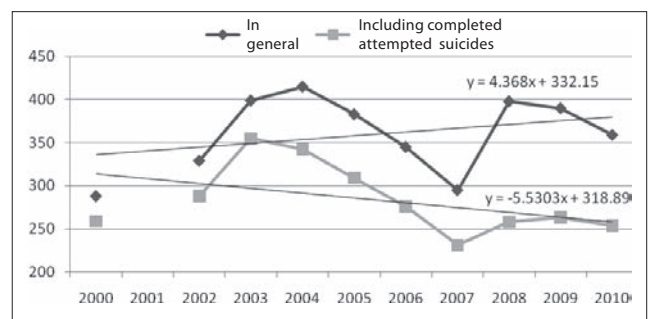


Figure 7. Trend lines of attempted suicides and completed attempted suicides in 2000-2010

Table 2. The number of attempted suicides in Lublin province in 2000-2010

Year	In general	Gender		Including completed attempted suicides	Place of residence		Age					
		Men	Women		Cities	Village	14 and under	15-20	21-30	31-50	51-70	71 and more
2000	288	-	-	259	119	169	7	25	46	117	67	24
2001	-	-	-	-	-	-	-	-	-	-	-	-
2002	329	-	-	288	127	202	5	28	47	147	72	22
2003	399	344	55	355	169	230	6	25	76	157	104	24
2004	415	-	-	342	164	251	6	32	79	145	111	36
2005	383	315	68	309	156	227	3	22	76	129	117	27
2006	345	293	52	276	-	-	1	26	60	129	87	42
2007	295	247	48	231	-	-	4	27	52	102	87	20
2008	398	227	161	258	-	-	3	29	68	111	97	19
2009	390	326	54	263	-	-	1	22	67	123	95	18
2010	359	305	54	254	-	-	-	16	58	102	105	24

The phenomenon of attempted suicides in Lublin Province in 2000-2010, compared to the rest of the country.

If one considers the number of suicidal attempts in the Lublin Province against the whole country, it represents only a small percentage of the total – between 5.12% – 7.60% (Tab. 3).

Table 3. The number of attempted suicides in Lublin province against the country in 2005-2010

Year	In general COUNTRY	Lublin Province N	%
2000	5621	288	5.12
2001	5712	-	-
2002	5928	329	5.55
2003	5467	399	7.30
2004	5893	415	7.04
2005	5625	383	6.81
2006	5125	345	6.73
2007	4658	295	6.33
2008	5237	398	7.60
2009	5913	390	6.60
2010	5456	359	6.58

The Lublin Province does not really stand out against the country's distinct variations in the number of attempted suicides. Comparing the results from 2005 with those obtained in 2010, they do not show statistically significant differences: $\chi^2=0.50$, $df=1$, $p=0.4797$ (Tab. 3). In calculating this figure, the population of the Lublin Province was taken into account as of 31 December 2005-2010.

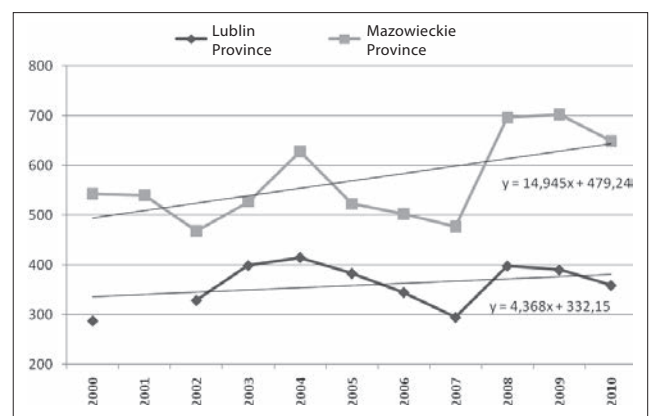
The situation is similar in the case of the number of attempted suicides and disaggregated by gender. In the Lublin Province, as well as throughout the rest of the country, men occur significantly more often in the statistics. The only exception is 2008, when the number of suicides among women was about 3 times higher for the years 2000-2010, which accounted for 15.63% of all suicides in the country that year (Tab. 4).

In Table 4, the calculated % is the percentage of the total population in the country. Rated differences between the group of men and women for the Lublin Province in 2005-2010 for each year were statistically significant ($p > 0.05$).

Table 4. The number of attempted suicides in Lublin province against the country divided by gender in years 2005-2010

Year	In general COUNTRY		Lublin Province		χ^2 , p
	Men N	Women N	Men N/%	Women N/%	
2005	4596	1029	315 / 6.85%	68 / 6.61%	$\chi^2=156.14$, $p<0,001$
2006	4174	978	293 / 7.02%	52 / 5.32%	$\chi^2=168.35$, $p<0,001$
2007	4207	451	247 / 5.87%	48 / 10.64%	$\chi^2=134.24$, $p<0,001$
2008	4207	1030	227 / 5.40%	161 / 15.63%	$\chi^2=11.23$, $p=0.001$
2009	4480	1433	326 / 7.28%	54 / 3.77%	$\chi^2=194.70$, $p<0,001$
2010	4480	976	305 / 6.81%	54 / 5.53%	$\chi^2=175.49$, $p<0,001$

Regarding the agricultural nature of the Lublin Province, it was compared with the typical urban Province of Mazowieckie and the capital city of Warsaw. Mazowieckie Province consists of 37 counties, and 5 cities with county rights. Counties are divided into 314 municipalities – 35 urban, 50 rural-urban and 229 rural [18], while in Lublin Province, the 4,300 villages and rural settlements account for only 41 cities. In the Mazowieckie Province, the number of attempted suicides increased 3.42 times faster than in the Lublin Province. If this trend persists, by 2030, the number of suicides in the Mazowieckie Province will be 942.535 and 467.558 in Lublin Province, more than twice as many (Fig. 8).

**Figure 8.** Comparison of the number of attempted suicides and the trend lines in 2000-2010 in Lublin province and Mazowieckie voivodship

Taking into account the data from 2000-2005, this imbalance will significantly increase: in 2000, the Mazowieckie Province recorded 1.88 times more attempted suicides, and in 2005 – 1.36 times more than in the Lublin Province (Tab. 5).

Table 5. Comparison of the number of attempted suicides in Lublin region and in the Mazowieckie voivodship

Year	Lublin Province		Mazowieckie voivodship	
	Cities	Village	Cities	Village
2000	119	169	297	246
2001	-	-	264	276
2002	127	202	243	225
2003	169	230	291	236
2004	164	251	387	241
2005	156	227	272	251
2006	-	-	282	221
2007	-	-	252	225
2008	-	-	323	374
2009	-	-	359	344
2010	-	-	313	336

Between 2000-2005 in Lublin Province there was a greater number of attempted suicides in rural areas and these differences were significant (Tab. 5). In Mazowieckie Province in 2000-2002, a comparable number of suicides were reported in urban and rural areas. In 2003-2007, the number of suicides in urban areas compared to rural areas increased, and from 2008, again a slightly higher number of suicides in the country was recorded, with the exception of a slight difference in 2009.

DISCUSSION

Considering the phenomenon of attempted suicides in 1978-2010, there was always indicated a large number of suicides in the cities, and an upward trend. After 1991, the number of attempted suicides decreased, while the trend line after 1992 was characterized by an even more dynamic drop in the number of attempted suicides in Poland. These results confirm the reports of 2000 and 2009 [19, 20].

Results of the analysis indicate that the trend of suicides committed after 1991 decreased each year by an average of 74.91 per year. Assuming that this tendency will continue, it can be assumed that in 2030 the number of completed attempted suicides will decrease by about 1,500 attempted suicides, compared to 2010. Research carried out in 2007 in Białystok show a similar downward trend in the period 1991-2006, compared to the period 1977-1991 [21].

Later that same year, however, there was the opinion that in most EU countries that the incidence of suicide had decreased to 2007, while in Poland there had been an upward trend, particularly in men in the age group 15-29 [22]. Among young people aged 15-19, dependence on nicotine, alcohol and psychoactive substances had a negative impact on health, and may be related to the committed attempted suicides very often observed. Studies conducted in Western Pomerania indicate that in rural areas a higher percentage of young people abuse alcohol and smoke cigarettes, compared to young people living in cities [23]. According to the World

Health Organization, suicide is one of the five most common causes of death in the age group 15-19.

Regarding the distribution of the number of attempted suicides in terms of gender, it is usually men who attempt suicide, especially in the age group 31-50. This trend is similar for both the Lublin Province and the whole of Poland. Data from 2005 and 2007 from Białystok, however, suggest that most men who committed suicide belonged to the age groups 19-25 and 41-45, and women to the age groups 19-25 and 31-50 [24, 25].

The fact that the number of teenagers under 14 years of age committing suicide in Lublin Province is decreasing more rapidly than in the rest of Poland is characteristic, despite the fact that the trend in suicides in recent years increased slightly – by 4.36 suicides per year. This result, however, requires further verification over a longer follow-up period. In 2002, researchers scientists in Lublin noticed a trend of increasing number of suicides among children and adolescents, compared to the years 1989-1996. The most common cause of suicide was pathologies within family life [26]. In Poland, the problem of suicide among youths remains an unknown factor. This includes estimation of the scale of the phenomenon, identification of the factors and risk groups. An alarming increase in the number of suicides in the whole of Poland was recorded in 1999-2007 in the group of girls aged between 10-14 [27, 28].

Taking into account the place of residence, results of the analysis of the literature show that most attempted suicides in Poland are committed in cities. It is generally accepted that in the cities there is a greater incidence of suicide than in the rural environment, and even became a product of the urban lifestyle [29, 30]. The development of civilization is connected directly with the development of diseases, and the dynamic globalization is associated with a number of hazards to human health [31].

In Poland, the empirical material for the years 1951-2000, data by Jarosz cited in the presented study, also shows that the rural environment is more suicidogenic than the city. The author presents the unpublished source data from Central Statistical Office, and shows that in the period 1979-2000 there was an increase in the number of suicides in the rural environment [2, 32].

In 2011, the authors of the presented study the produced results showing a strong connection between the place of residence, and both the environmental and psychosocial risk factors among women aged 40-65. It has been recognized that women living in rural areas have worse physical health but better mental health, which may also be associated with a lower percentage of women committing suicide in the rural environment [33].

The presented analysis shows that since 1990 in the rural environment the number of attempted suicides continued to increase, the highest increase being recorded in 1992. The trend of increasing number of suicides in rural areas is greater than the number of suicides committed in the cities.

The characteristic factor for the Lublin Province is the advantage number of attempted suicides in the rural areas, which differs in this part of Poland from the rest of the country, where the cities have the advantage. The Lublin Province does not really stand out against the distinct variations in the number of attempted suicides in the whole of Poland.

Data from Australia in 2010 also show an advantage in the number of suicides committed in rural areas as opposed to

urban areas [34]: more than 60% of suicides were committed in rural areas [35]. The factors influencing this fact can be the availability of mental health care, socioeconomic conditions, and age of the suicides [36, 37]. In the United States, there was also noticed a trend that gave Jack P. Gibbs a prospective basis to predict the increase in the number of suicides in rural areas [38]. In rural counties in Michigan in the 1950s, the number of suicides in the cities of this state there were twice as high [39].

In contrast to the results obtained on a national scale, in the Lublin Province, in spite of the increasing trend in suicides, the number of completed attempted suicides which ended in death is decreasing. The average annual decline is 5.53 deaths. If this trend is maintained, in 2030 the number of suicides will be only 147.45, an increase of 100 less in comparison to 2010; therefore, in 2030 the number of attempted suicides will amount to 467,558. This may indicate an improvement in the quality of life-saving health services, the development of medicine and /or an increasing number of mental illnesses in the course of which depression is observed, often concomitant with bungled or attempted suicide in an increasing number of women in the total number of suicides. These, as such, are rarely are successful/fatal, and are attempted to get the attention of their family and friends.

In the literature on this subject, the factor of seasonality and weather conditions affecting the frequency and nature committed suicide is cited; trends in mountainous areas, in coastal areas, or in gorges areas would therefore be completely different. Analysis of the literature, however, shows that a much larger number of suicides occur in the autumn-winter period of the year [40]. Unfortunately, reports on climatic factors [41] do not explain this phenomenon, as well as the more likely but less studied environmental factors [2]. Research conducted in Cracow in 1991-2002 showed the climatic factors affecting the increase in the number of suicides committed. These include, *inter alia*, storms, heat waves, mountain wind in the mountainous regions, and a sharp drop in atmospheric pressure during the day, accompanied by a high temperature [42].

CONCLUSIONS

1. The number of attempted suicides in 1978-2010 in Poland was higher in urban than in rural areas year-by-year, especially among men aged 31-50. After 1991, the number of attempted suicides and completed attempted (fatal) suicides in Poland decreased.
2. The trend of increasing number of suicides in rural areas is greater than the number of suicides committed in the cities.
3. In the Lublin region, despite the trend in increasing numbers of attempted suicides, the number of committed suicides which ended in death, is decreasing.
4. In the Lublin Province the number of suicides committed by teenagers under the age of 14 is dynamically decreasing, compared with the rest of Poland.

REFERENCES

1. Multisite Intervention Study on Suicidal Behaviours SUPRE-MISS. Protocol of SUPRE-MISS. WHO, Geneva, 2002.

2. Jarosz M. Samobójstwa w III Rzeczypospolitej w perspektywie światowej. Analiza socjologiczna (Suicides in the Third Republic in a worldwide perspective. Sociological analysis). *Suicydologia* 2005; 1: 1-13. (in Polish).
3. Rutz EM, Wasserman D. Trends in adolescent suicide mortality in the WHO European Region. *Eur Child Adolesc Psychiatry* 2004; 13: 321-331.
4. Chishti P, Stone DH, Corcoran P, et al. Suicide mortality in the European Union. *Eur J Public Health*. 2003; 13(2): 108-14.
5. Sobów T. Rozpowszechnienie, czynniki ryzyka i możliwości prewencji samobójstw u osób w wieku podeszłym (Prevalence, risk factors and opportunities for prevention of suicide in the elderly people). *Post Psychiatr Neurol*. 2004; 13(2): 145-151 (in Polish).
6. Grzywa A, Kucmin A, Kucmin T. Samobójstwa – epidemiologia, czynniki, motywy i zapobieganie. Część II (Suicide problems – epidemiology, factors, motives and prevention. Part II). *Pol Merkur Lek*. 2010; 28(164): 174-176 (in Polish).
7. Diekstra RFW. The epidemiology of suicide and parasuicide. *Arch Suicide Res*. 1996; 2: 1-29.
8. <http://www.kgp.gov.pl/statys/zamach.htm> (access: 20.07.2012).
9. Stone DH, Jeffrey S, Dessypris N, et al. Intentional injury mortality in the European Union: how many more lives could be saved? *Inj Prev*. 2006; 12: 327-332.
10. Mäkinen IH. Eastern European transition and suicide mortality. *Soc Sci Med*. 2000; 51: 1405-1420.
11. Araszkievicz A, Pilecka E. Samobójstwa rozszerzone na tle ogólnej liczby samobójstw w Polsce w latach 1991–2005 (Suicides extended against the total number of suicides in Poland in 1991-2005). *Suicydologia* 2006; 2(1): 69-77 (in Polish).
12. Grzywa A, Kucmin A, Kucmin T. Samobójstwa – epidemiologia, czynniki, motywy i zapobieganie. Część I (Suicide problems--epidemiology, factors, motives and prevention. Part I). *Pol Merkur Lek*. 2009; 27(161): 432-436 (in Polish).
13. Schmidtke A. Perspective: suicide in Europe. *Suicide Life Threat Behav*. 1997; 27(1): 127-36.
14. <http://www.lubelskie.pl/index.php?pid=404> (access: 26.07.2012).
15. Windfuhr K, et al. Nonresident Suicides in England: A National Study. *Suicide and Life-Threatening Behavior*. 2010; 40(2): 151-158.
16. Best AL. Fast cars, cool rides: The accelerating world of youth and car. New York: New York University Press, 2006.
17. http://www.stat.gov.pl/cps/rde/xbcr/lublin/ASSETS_11w05_01rocz.pdf (access: 26.07.2012).
18. Chodorowski Z, Ciecchanowicz R, Anand JS. Niektóre aspekty zgonów samobójczych w latach 1980-1996 (Some aspects of suicide in the years 1980-1996). *Prz Lek*. 2009; 66(6): 277-278 (in Polish).
19. Lester D. Suicide in Poland as reflected by world trends. *Psychiatr Pol*. 2000; 34(5): 773-81 (in Polish).
20. Bloch-Bogusławska E, Sygit B, Pufal E, Sygit E. [Comparative analysis of suicides in the Bydgoszcz region in the years 1977-1991 and 1991-2006]. *Arch Med Sadowej Kryminol*. 2008; 58(4): 140-4 (in Polish).
21. Mazur J. [Suicide mortality in Poland as compared to EU countries--recent trends and demographic determinants]. *Prz Epidemiol*. 2007; 61(4): 777-84 (in Polish).
22. Niemcunowicz-Janica A, Rydzewska-Dudek M, Załuski J, Dopierała T, Janica J, Wardaszka Z, et al. [Analysis of suicide in the material of the Department of Forensic Medicine, Medical University of Białystok in the years 1990-2003]. *Arch Med Sadowej Kryminol*. 2005; 55(2): 120-4 (in Polish).
23. Sygit K, Kołłątaj W, Wojtyła A, Sygit M, Bojar I, Owoc A. Engagement in risky behaviours by 15-19-year-olds from Polish urban and rural areas. *Ann Agric Environ Med*. 2011; 18(2): 404-409.
24. Stepniewski W, Rydzewska-Dudek M, Janica J, Załuski J, Niemcunowicz-Janica A, Ptaszyńska-Sarosiek I, et al. [Analysis of suicide causes in the material of Białystok Forensic Medicine Department in the years 2004-2006]. *Ann Acad Med Stetin*. 2007; 53 (Suppl. 2): 55-59 (in Polish).
25. Rudnicka-Drozak E, Makara-Studzińska M, Skórzyńska H. [Psychosocial and medical conditions for suicidal behaviors among children and young people in Lublin Province]. *Wiad Lek*. 2002; 55(1): 428-434 (in Polish).
26. Kułaga Z, Napieralska E, Gurzkowska B, Grajda A. [Trends in children and adolescents deaths due to suicide, event of undetermined intent and poisoning in Poland in the years 1999-2007]. *Prz Epidemiol*. 2010; 64(4): 551-6 (in Polish).
27. Gmitrowicz A. Profilaktyka samobójstw u młodzieży (w świetle badań własnych i piśmiennictwa). (Suicide prevention in adolescents (in the light of their own, and literature)). *Psychiatr Psychol Klin*. 2002; 2: 149 (in Polish).

28. Wasserman I, Stack S. Urban Context, and Russian Roulette: Findings from the National Violent Death Reporting System, 2003–2006. *Suicide Life Threat Behav.* 2011; 41(1): 33-40.
29. Polewka A, Groszek B, Trela F, Zieba A, Bolechała F, Chrostek-Maj J, et al. [The completed and attempted suicide in Krakow: similarities and differences]. *Prz Lek.* 2002; 59(4): 5-298 (in Polish).
30. Simon C, Everitt H, Kendrick T. *Oxford Handbook of General Practice.* Oxford University Press. London, 2005: 980-981.
31. Wojtyła A. Differences in health – a global problem and its various aspects. *Ann Agric Environ Med* 2011; 18(2): 191-192.
32. Jarosz M. Uwarunkowania środowiskowe niektórych zachowań dewiacyjnych. (Environmental conditions of some deviant behaviors). *Wież Współcz.* 198; 1 (in Polish).
33. Zagózdzon P, Kolarzyk E, Marcinkowski JT. Quality of life and rural place of residence in Polish women – population based study. *Ann Agric Environ Med.* 2011; 18(2): 429-432.
34. Levin KA, Leyland AH. Urban/rural inequalities in suicide in Scotland, 1981–1999. *Soc Scien Med.* 2005; 60: 2877-2890.
35. Page A, Morrell S, Taylor R, Dudley M, Carter G. Further increases in rural suicide in young Australian adults: Secular trends, 1979–2003. *Soc Scien Med.* 2007; 65: 442-453.
36. Sankaranarayanan A, Carter G, Lewin B, Comm T. Rural-urban differences in suicide rates for current patients of a public mental health service in Australia. *Suicide Life Threat Behav.* 2010; 40(4): 376-382.
37. Kapusta, ND, Zorman A, Etzersdorfer E, Ponocny-Seliger E, Jandl-Jäger E, Sonneck G. Rural-urban differences in Austrian suicides. *Soc Psychiatr Psychiatric Epidemiol.* 2008; 43: 311-318.
38. Gibbs JP, Suicide W, Merton RK, Nisbet RA. (eds.). *Contemporary Social Problems.* Harcourt, Brace and World. New York 1961: 244.
39. Sainsbury P, Barraclough B. Differences Between Suicide Rates. *Nature* 1968; 220: 1252.
40. Kucharska-Pietura K, Loza B, Szymona K, Makara-Studzińska M. [Suicidal attempts among young people hospitalized in the department of psychiatry of the Medical Academy in Lublin in 1990-1997]. *Psychiatr Pol.* 2000; 34(3): 423-33 (in Polish).
41. Młodożeniec A, Brodnyak WA, Polewka A, Bembenek A. [Seasonality of suicide in Poland. Analysis of the Main Statistical Office data for the years 1999-2003]. *Psychiatr Pol.* 2010; 44(1): 61-9 (in Polish).
42. Trepińska J, Piotrowicz K, Bakowski R, Bolechała F, Trela F. [Influence of weather factors on suicidal hangings]. *Prz Lek.* 2005; 62(8): 788-94 (in Polish).