

Molecules **2008**, *13*, 1640–1670; DOI: 10.3390/molecules13081640

OPEN ACCESS

molecules

ISSN 1420-3049

www.mdpi.org/molecules

Review

Chemical and Enzymatic Approaches to Carbohydrate-Derived Spiroketal: Di-D-Fructose Dianhydrides (DFAs)

M. Isabel García-Moreno ^{1,*}, Juan M. Benito ^{2,*}, Carmen Ortiz Mellet ¹ and José M. García Fernández ²

¹ Departamento de Química Orgánica, Facultad de Química, Universidad de Sevilla, Profesor García González 1, 41012 Sevilla, Spain; E-mail: isagar@us.es

² Instituto de Investigaciones Químicas, CSIC – Universidad de Sevilla, Américo Vespucio 49, Isla de la Cartuja, 41092 Sevilla, Spain; E-mail: juanmab@iiq.csic.es

* Authors to whom correspondence should be addressed: E-mail: isagar@us.es, juanmab@iiq.csic.es.

Received: 20 June 2008; in revised form: 22 July 2008 / Accepted: 28 July 2008 / Published: 12 August 2008

Abstract: Di-D-fructose dianhydrides (DFAs) comprise a unique family of stereoisomeric spiro-tricyclic disaccharides formed upon thermal and/or acidic activation of sucrose- and/or D-fructose-rich materials. The recent discovery of the presence of DFAs in food products and their remarkable nutritional features has attracted considerable interest from the food industry. DFAs behave as low-caloric sweeteners and have proven to exert beneficial prebiotic nutritional functions, favouring the growth of *Bifidobacterium* spp. In the era of functional foods, investigation of the beneficial properties of DFAs has become an important issue. However, the complexity of the DFA mixtures formed during caramelization or roasting of carbohydrates by traditional procedures (up to 14 diastereomeric spiroketal cores) makes evaluation of their individual properties a difficult challenge. Great effort has gone into the development of efficient procedures to obtain DFAs in pure form at laboratory and industrial scale. This paper is devoted to review the recent advances in the stereoselective synthesis of DFAs by means of chemical and enzymatic approaches, their scope, limitations, and complementarities.

Keywords: Spirocompounds, stereoselective synthesis, difructose dianhydrides, fructose, inulin, levan.

1. Introduction

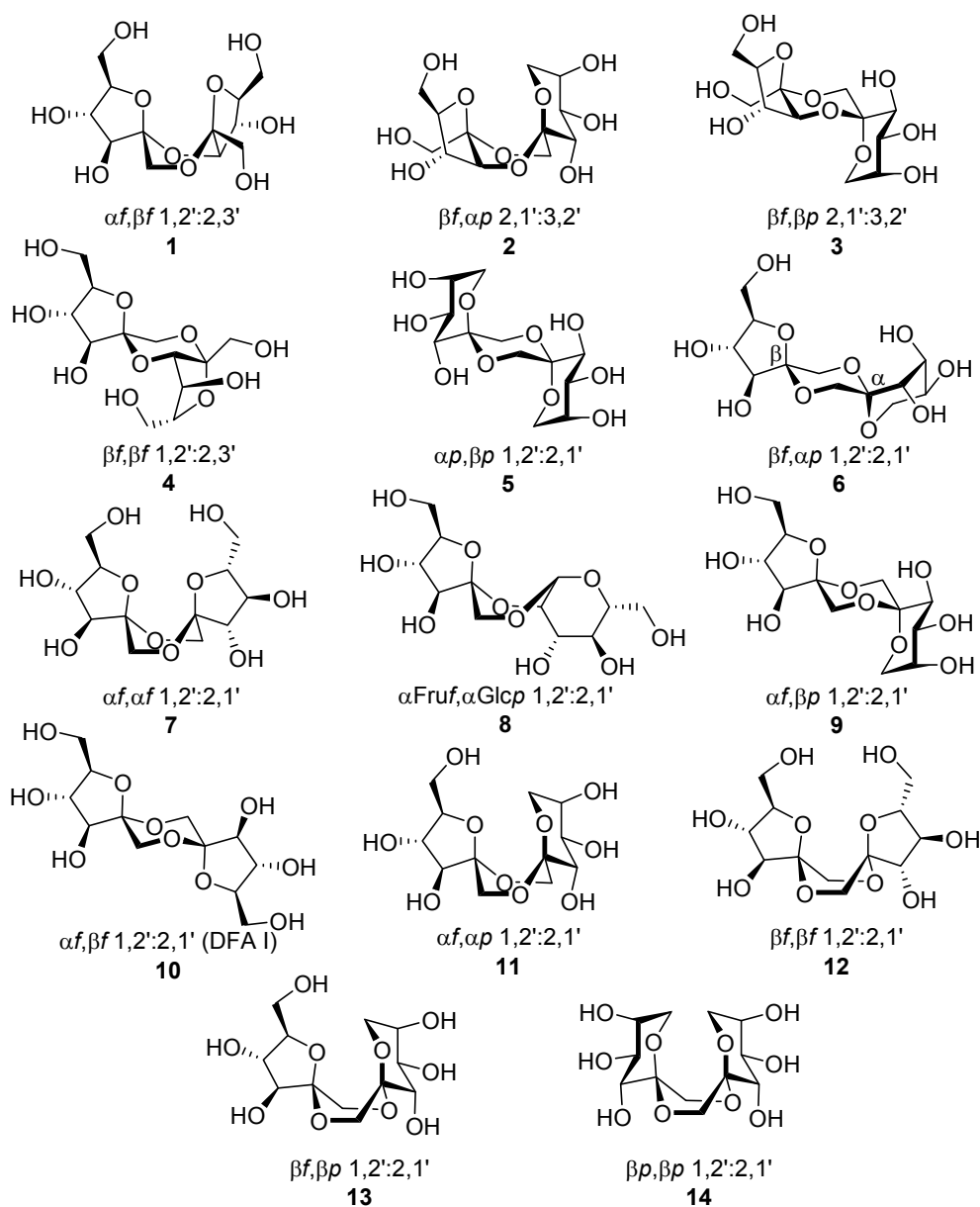
Di-D-fructose dianhydrides (DFAs) comprise a diverse family of mono- or dispirocyclic acetals obtained by condensation of two fructose molecules, with formation of two reciprocal glycosidic linkages. Their basic mono- or bis-spiroketal framework resembles that found in many relevant natural products, including steroidal saponins, polyether ionophores, macrolide antibiotics, insect pheromones, and toxic metabolites from algae and fungi [1-5], and is the target of much synthetic effort [6-14]. DFAs are formed upon thermal and/or acidic activation of sucrose- and/or D-fructose-rich materials. The first evidence of DFA formation dates back to the XIXth century, with the observation that the hydrolysate of inulin with dilute acid shows reduced levorotation as compared with pure fructose [15]. In the late 1920s some DFAs were isolated and, to some extent, characterised as dextrorotatory, unfermentable and non-reducing sugars [16,17]. The existence of a battery of DFA diastereomers differing in the anomeric configuration and the glycosylated position at the constituent fructose moieties has seriously hampered isolation and structural characterization of pure compounds and, consequently, investigation of their individual properties. The interest in DFAs has experienced an explosion in the last two decades, fuelled by the identification of several representatives as components of the non-volatile fraction of aromatic caramels and chicory [18]. The implications of this discovery in the human diet have stimulated the development of new methods for their preparation. Reported methodologies involve both chemical and enzymatic approaches to transform affordable carbohydrate raw materials (inulin, sucrose, levan or fructose) into either controlled mixtures of DFAs or a particular DFA isomer. The chemistry of DFAs has been reviewed a decade ago [19]. This review is devoted to the recent advances in the stereoselective synthesis of DFAs by means of chemical and enzymatic approaches, their scope, limitations, and complementarities.

2. Chemical, Nutritional, and Technological Interest of DFAs

Besides its traditional involvement in the preparation of homemade products such as pastries, caramelization is nowadays an important industrial process used for the production of food materials and colouring additives, mainly from sucrose but also from D-glucose, maltose, maltodextrins and starch syrups [20,21]. Products having various properties are commercially available, depending on the starting material and the temperature and duration of the heating process. Food grade acids are frequently used as caramelization promoters. In any case, caramelization results in pH lowering, which self-catalyses the caramelization process. Protonic activation of the sugar precursor then occurs, leading to formation of volatiles (e.g. 2-hydromethylfurfural, HMF), coloured polymers (melanoidins) and a major fraction of oligosaccharidic nature whose structure remained unknown until recent times [18-21].

DFAs are formed upon thermal or protonic activation of fructose and fructose-containing disaccharides (sucrose) and oligosaccharides (levan and inulin), which includes caramelization of these raw materials. Under such conditions, a fructosyloxacarbenium cation is generated, which undergoes *in situ* glycosylation by reacting with a second fructose unit. A transient ketodisaccharide is then formed, which undergoes intramolecular spiroketalization to furnish the DFA tricyclic core. A complex distribution of isomers that differ in the ring size, linking position, and stereochemistry at the ketal stereocenters is generally obtained. For instance, up to five different tricyclic cores and 13 DFA isomers have been identified in the disaccharidic fraction of fructose caramel (Figure 1). An additional mixed dianhydride containing a glucose subunit [α -D-fructofuranose- α -D-glucopyranose-1,2':2,1'-dianhydride, (**8**)] has been identified in the disaccharidic fraction of sucrose caramel.

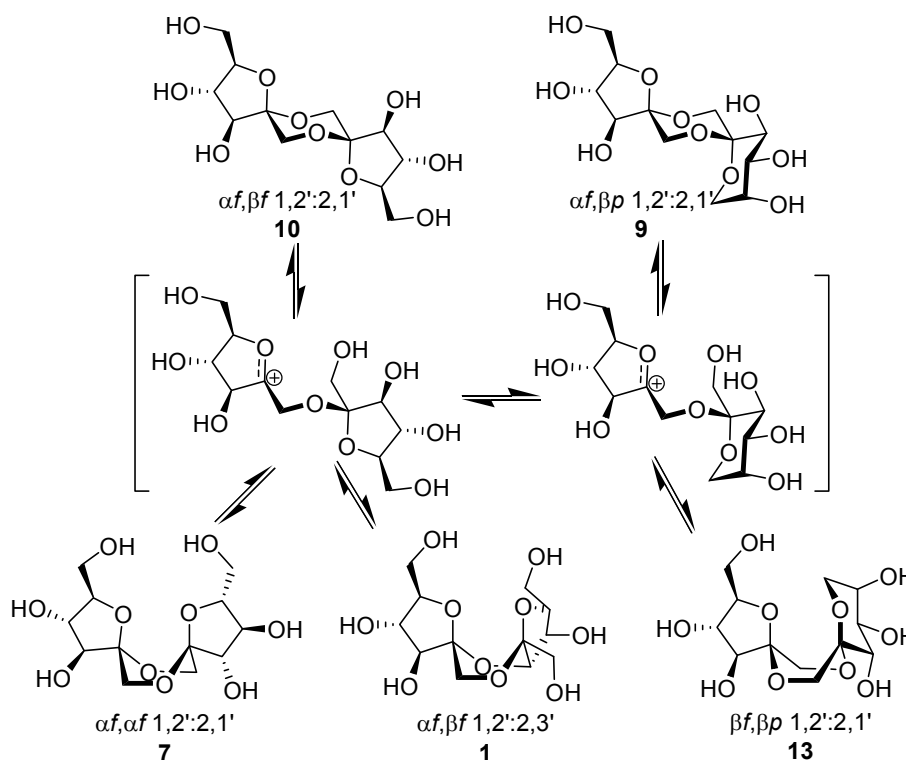
Figure 1. DFA structures identified in the disaccharide fraction of fructose and sucrose caramel.



Spiroketalization is a reversible process under normal (thermal or protonic) caramelization conditions. Consequently, the isomeric distribution of DFAs in the mixture can be rationalized in

terms of kinetic and thermodynamic control. Therefore, as observed by Manley-Harris and Richards for inulin pyrolysis [21,22], the relative abundance of isomeric DFAs is a balance between their rate of formation and disappearance. Dispiro-difuranose isomers [e.g., di- α -D-fructofuranose-1,2':2,1'-dianhydride (7) or α -D-fructofuranose- β -D-fructofuranose-1,2':2,1'-dianhydride (10)] are more abundant when short reaction times are applied, while longer reaction times favor the thermodynamically more stable pyranose isomers [e.g., α -D-fructofuranose- β -D-fructopyranose-1,2':2,1'-dianhydride (9)] and monospiro compounds [e.g., α -D-fructofuranose- β -D-fructofuranose-1,2':2,3'-dianhydride (1)] (Figure 2).

Figure 2. DFA isomerization reactions.

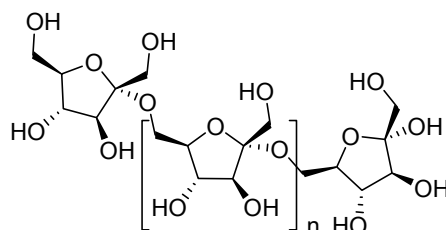


Since DFA formation is associated with heating of carbohydrate materials, DFAs are potentially present in any carbohydrate-rich foodstuff that has been subjected to cooking or that contains caramel or another cooked sugar as an additive. Actually, DFAs have been postulated as chemical markers and tracers of some food products. Defaye and co-workers have developed a GC-based analytical method that unequivocally assesses the authenticity and origin of caramels by observing the DFA fraction pattern in the chromatogram [23]. The same procedure has been applied to detect honey adulteration with commercial syrups [24] and to differentiate between natural- and sugar-roasted torrefacto coffee [25].

Nutritional studies on DFAs reveal some similarities between this family of cyclic fructodisaccharides and the reducing fructooligosaccharides (FOS) used as prebiotics in the food industry. FOS are mixtures of linear oligosaccharides containing five to ten β -(2 \rightarrow 1)-linked fructose units (Figure 3). They are non-digestible substances and behave as soluble alimentary fibers,

facilitating intestinal motility. In mammals, including humans, FOS are known to exert a well studied bifidogenic effect in the colon [26,27] and are therefore extensively used as food additives [28,29].

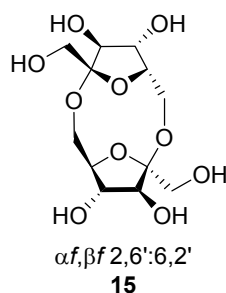
Figure 3. Structure of FOS.



In most of the patent files dealing with DFAs, they are rated as low-caloric sweeteners. Bifidogenic, anticariogenic and anti-tooth decaying effects have been also claimed. Moreover, DFAs promote *in vitro* growth of bifidobacteria [30]. Some of the benefits associated to a healthy *Bifidobacteria* spp. population in the digestive tract of mammals are carcinogenesis inhibition [31], the decrease of blood pressure and blood cholesterol levels [32], vitamin B-complex synthesis stimulation [33] or inhibition of proliferation of undesirable bacteria such as *Clostridium perfringens* or *Escherichia coli*, among others [34,35]. Some studies have revealed that the use of DFA-containing products in animal feeding (i.e., fowls) protect against digestive tract infections [36]. These prebiotic effects are the basis of several inventions, like that described by Stoppok *et al.* consisting of a beverage containing DFAs as dietary fiber [37].

Several reports state that certain DFAs isomers are involved in intestinal metal cation absorption. For instance, Hara and Tomita have demonstrated that ingestion of α -D-fructofuranose- β -D-fructofuranose 1,2':2,3'-dianhydride (**1**, also known as DFA III) in daily diet increases the absorption of calcium, magnesium and zinc in rats [38-43]. The same authors observed that ingestion of DFA III and DFA IV [di- β -D-fructofuranose-2,6':6,2'-dianhydride (**15**), a non-spiroacetalic DFA isomer, Figure 4] [44] affects the epithelial tissue and activates the passage of tight junctions *in vitro*, thereby promoting mineral absorption in the small and large intestine of rats [45-46]. α -D-Fructofuranose β -D-fructofuranose-1,2':2,3'-dianhydride (**1**) also prevents tannic acid-induced suppression of iron absorption and contributes to bone strength, thereby protecting against anaemia [47] and preventing osteoporosis [48]. Interestingly, these properties are characteristic of certain DFAs and have not been observed in other fructooligosaccharides.

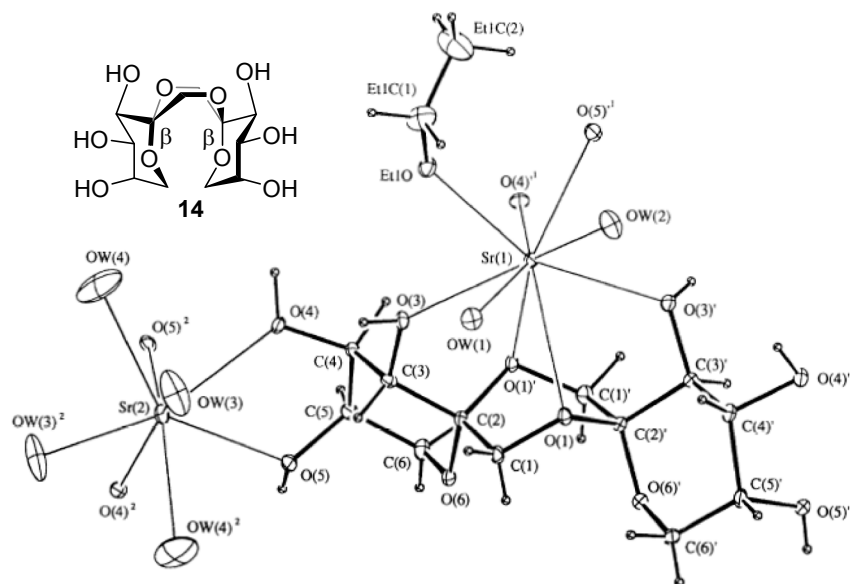
Figure 4. Structure of the non-spiroacetalic di- β -D-fructofuranose 2,6':6,2' dianhydride (**15**).



Very recently, preliminary results concerning the effects of DFAs in the human diet have been reported. DFA III, one of the very few isomers available at technical scale, increases iron absorption and retention in female college students [49] and a similar effect has been reported for calcium in healthy men [50].

From a technical point of view, other than nutritional, the most interesting features of DFAs are probably the high rigidity of their structure and their hydrophilicity, which is shared with many sacrochemicals [51,52]. These characteristics can be exploited, for instance, in the preparation of surfactants, hydrophilic polymers, or complexing agents, to mention just a few. Indeed, C_2 -symmetric D-fructose-1,2':2,1'-dianhydrides have been reported to form complexes with metal cations such as Ca^{2+} and Sr^{2+} [53]. A conformational study carried out by Pedersen and coworkers revealed that a boat conformation in the central 1,4-dioxane ring is predominant in these isomers due to the interplay of the anomeric effect at the spiroketal centers and the exo-anomeric effect related to the fructose moieties [54]. The boat (or skew-boat) conformer is the only one detected both in the solid state and in solution for di- β -D-fructopyranose-1,2':2,1'-dianhydride (**14**), for instance [53]. This arrangement allows both dioxane oxygen atoms to coordinate to a metal cation simultaneously and, at the same time, fixes a favorable orientation of the hydroxyl groups to participate in complex stabilization (Figure 5). It has been postulated that such cation complexing DFAs might find an application as detergent builders or co-builders because of their ion-chelating and sequestering properties, representing an alternative to the banned tripolyphosphates [55].

Figure 5. X-Ray structure of the Sr^{2+} -di- β -fructopyranose-1,2':2,1'-dianhydride (**14**) complex (reproduced from reference [53], with permission of NRC Research Press).

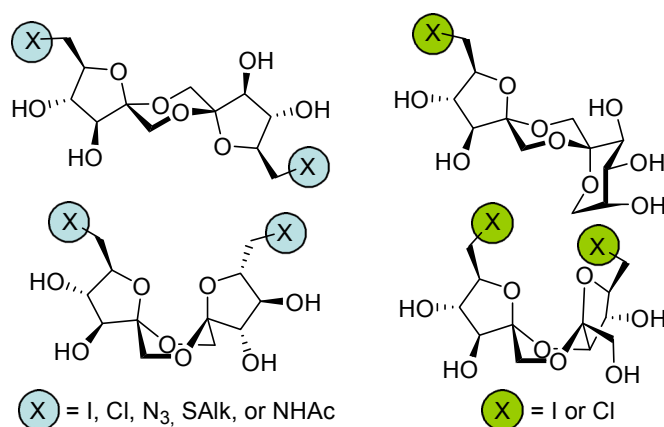


DFAs are also attractive synthetic intermediates. Their stability towards heat and acid hydrolysis makes them compatible with a wide range of reaction conditions. Applications as building blocks or scaffolds for chemical synthesis have been outlined. For instance, taking advantage of reported strategies for the selective functionalization of sucrose and fructooligosaccharides, García Fernández and Defaye have reported the preparation of libraries of DFA derivatives bearing diverse functional

groups on their primary positions (i. e. halogens, azide, thioether, amine, or amide) (Figure 6) [56]. Some of the members of these libraries have shown remarkable properties as liquid crystals, while others were excellent precursors of hydrophilic polymers or non-cationic surfactants.

A much greater body of knowledge must be gained about the effects of ingesting the different isomeric DFAs. The lack of efficient production and purification methodologies to obtain pure DFA isomers has been a major limitation for such goal. During the last decade, major advances concerning the stereoselective synthesis of DFAs have been achieved that may significantly change the current status of this kind of spirocompounds in carbohydrate chemistry and biology. The increasing interest of the food industry in developing new “functional products” is motivating pure academic research in the field, which certainly will bring about new applications for this family of carbohydrate spiroketals.

Figure 6. DFA derivative libraries [56].



Expectation for commercial viability of DFAs is further sustained by the fact that the raw materials from which they can be obtained are readily available from comparatively inexpensive agricultural feedstocks. DFA-producing oligosaccharides such as inulin or levan (consisting of β 2 \rightarrow 1 and β 2 \rightarrow 6-linked fructosides, respectively) are abundant starting materials. They are energy storage carbohydrates in higher plants, such as Jerusalem artichoke or chicory for the former and ryegrass or cocksfoot for the latter. Chicory, in particular, might eventually be considered to replace sugar beet in certain geographical areas where climate restrictions hampers the cultivation of the latter. Chicory tolerates cold, diseases and desiccation, while crop yields are much higher than those for corn or sugar beet (up to 45 tons per ha) [57,58]. Efficient large scale preparation of these oligosaccharides using sucrose industry technologies has been demonstrated. For instance, inulin has been produced in yields up to 46%, which compares very favorably with the 20-25% yield of sucrose obtained from sugar beet [59].

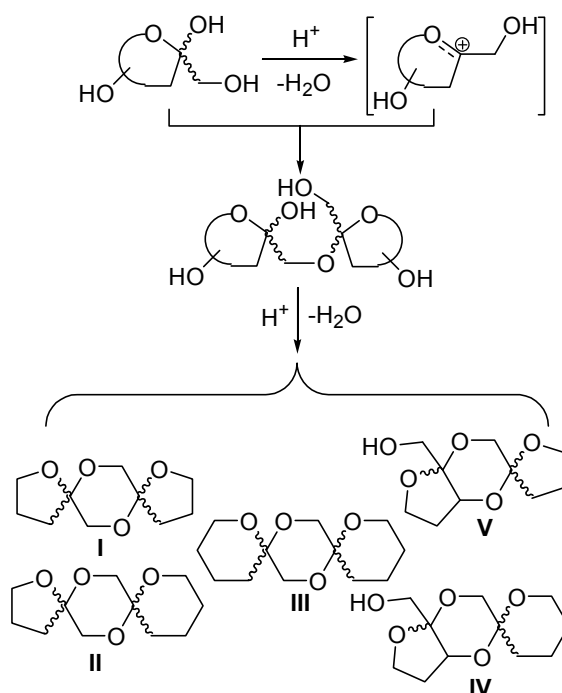
3. Chemical Strategies towards the Stereoselective Synthesis of DFAs

3.1. Synthesis of DFAs by protic acid activation of unprotected D-fructose precursors

Despite the variety of synthetic methods existing for the stereoselective construction of the spiroketal moiety [1-5], the main strategy still relies on the acid-catalyzed intramolecular cyclization of

the corresponding dihydroxyketo precursors or their equivalents. The stereochemical outcome of this transformation is controlled, almost exclusively, by the relative thermodynamic stability of the different isomers. When all factors that control spiroketalization, that is, a maximum anomeric effect and minimum steric interactions, are reinforcing, a major isomer is produced. In the case of bis(spiroketal) derivatives, and for DFAs in particular, a range of structures can usually accommodate the basic requirements, namely oxygen substituents at anomeric centres in axial disposition and carbon substituents in equatorial orientation, with rather small difference in energy and low interconversion barriers. Up to five different mono and dispiroketal tricyclic cores (i. e. types I to V) have been so far identified in reaction mixtures from the protic acid-catalyzed dimerization of D-fructose. These cores are classified as types I-V where, for instance, type I refers to 1,2':2,1'-linked difuranose DFA isomers or type IV refers to 1,2':2,3'-linked furanose pyranose DFAs (Scheme 1). Although their relative proportions can be varied, to some extent, by modulation of the acid strength and reaction conditions (temperature, reaction time and initial concentration), isolation of pure samples from these isomeric mixtures remains problematic [15,18,19].

Scheme 1. Protic acid-catalyzed dimerization of ketoses.

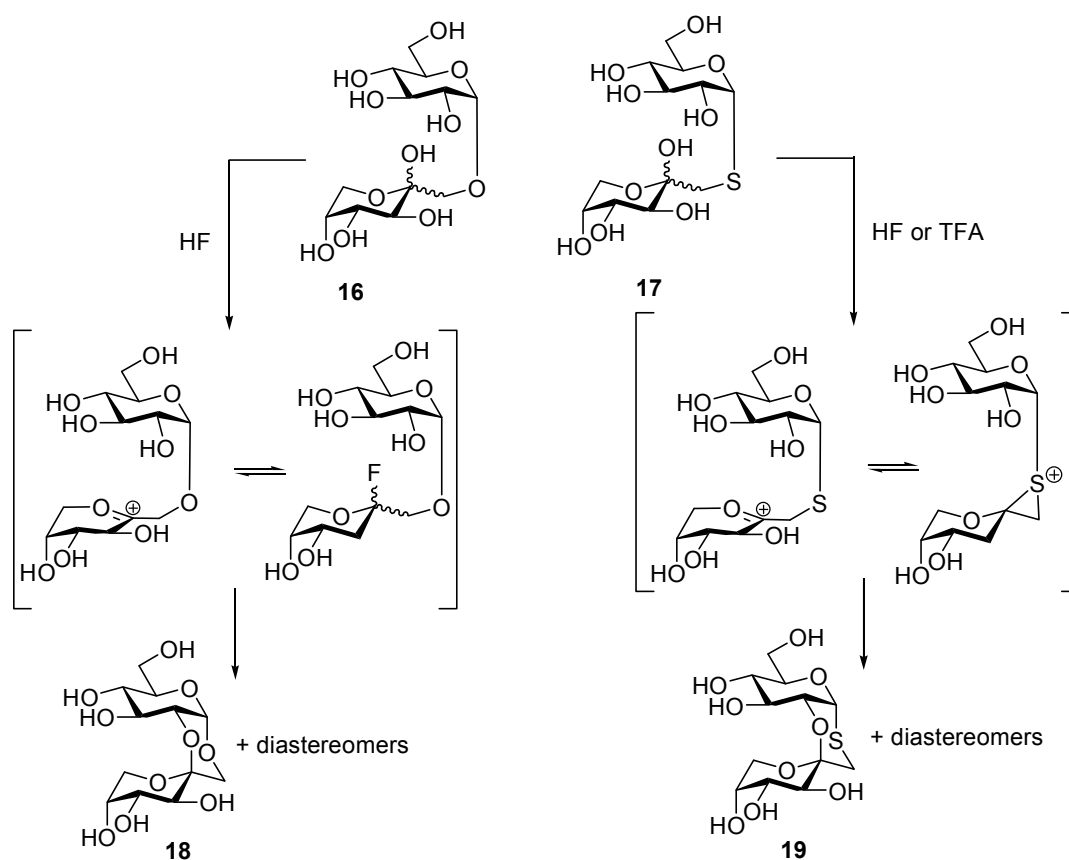


The accepted mechanism for DFA formation involves a fructosyl oxocarbenium cation that undergoes *in situ* glycosylation to the corresponding keto-disaccharide by reacting with a second fructose molecule. Further intramolecular spiroketalization to close the central 1,4-dioxane ring is a reversible process, the ratio of the different isomeric products varying with time, temperature, and initial concentration. In some favourable cases, the reaction can be driven to the preferential formation of a particular DFA isomer [56].

High-yielding preparations of DFAs have been previously achieved by protonic activation of D-fructose, fructooligosaccharides, sucrose or inulin with anhydrous hydrogen fluoride (HF) or its complex with pyridine [60-62]. HF is an excellent solvent for carbohydrates and a non-dehydrating,

strong protonating reagent capable to activate selectively the anomeric position of the sugar precursor. In certain circumstances, the fructosyl oxacarbenium intermediate might be in equilibrium with the corresponding glycosyl fluoride, itself a powerful glycosyl donor [63]. The use of HF has been successfully extended to promote spiroketal formation also from fructose-derived thiodisaccharides such as 1'-thiotrehalulose (**17**) [64]. In this case, a much higher intramolecular spiroketalization rate was observed as compared with the corresponding glucosylfructose trehalulose (**16**). Spiroketalization could be efficiently promoted even by using much less strenuous conditions, e.g. 9:1 trifluoroacetic acid-water, supporting the involvement of transient episulfonium intermediates at the anomeric position, instead of the fructosyl fluoride, as the active species (Scheme 2).

Scheme 2. Comparative protonic-promoted spiroketalization of trehalulose and thiotrehalulose.



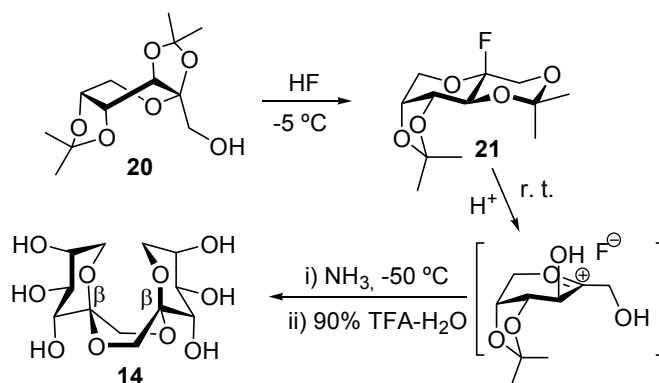
3.2. Stereoselective synthesis of DFAs by ring-size blocking of the ketose precursor

The protonic activation approach for the preparation of DFAs presents, however, serious limitations when seeking preparation of individual diastereomers. Under these conditions, spiroketalization is a fully reversible process. Consequently, the composition of the mixture is dependent not only on the starting cyclic form of the D-fructose moiety in the D-fructose-containing precursor [5], but also on the tautomeric equilibria at both fructose subunits in the dimer and the presence of several hydroxyl groups liable to participation in spiroketal ring closing. Furthermore, this strategy precludes the possibility of an efficient preparation of interesting DFA isomers, such as di- β -D-fructopyranose-1,2':2,1'-dianhydride (**14**), which are neither the kinetic nor the thermodynamic product as a

consequence of stereoelectronic considerations. As commented previously, in these C_2 -symmetric derivatives, the dispirodioxane ring must adopt a boat conformation in order to comply with both, the anomeric and exoanomeric effects [53]. Such conformation, which is favourable for cation complex formation, is far higher in energy as compared with other isomeric DFAs.

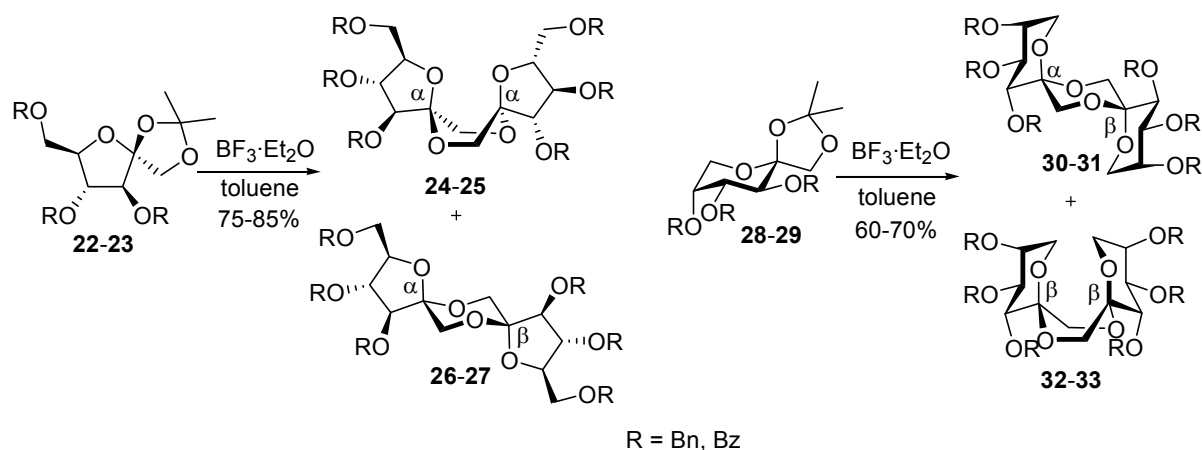
The weaknesses of the above strategy have been tackled by implementing methodologies that prevent reversion during DFA formation in combination with the use of protecting groups to anchor the furanose or pyranose cyclic form. This notion was first exemplified by García Fernández and Defaye [65] for the stereospecific synthesis of DFA **14** [53]. Activation of 2,3:4,5-di-*O*-isopropylidene- β -D-fructopyranose (**20**), readily accessible in one step from commercial D-fructose [66], with anhydrous HF resulted in the rearrangement of the anomeric isopropylidene group, with simultaneous formation of a reactive β -fructopyranosyl fluoride (**21**). Upon neutralization of the reaction mixture with ammonia, **21** underwent dimerization to give the target C_2 -symmetric DFA in 60% overall yield as the only reaction product (Scheme 3).

Scheme 3. Hydrogen fluoride-promoted stereoselective synthesis of di-D- β fructopyranose-1,2':2,1'-dianhydride (**14**).



The efficiency of the above transformation deserves a further comment. The presence of the cyclic acetal group at O-4 and O-5 in the starting D-fructose derivative is not only preserving the pyranose cyclic form during spiroketalization, but also stereodirecting the reaction course to the formation of the β -anomeric linkages. The authors state that the effect is probably related to steric hindrance at the α -side in the intermediate oxocarbenium ion, due to the presence of the bulky isopropylidene group, as well as to destabilisation of the known 5C_2 conformation of the α -fructopyranose subunit in the isomeric α -D-fructopyranose β -D-fructopyranose 1,2':2,1'-dianhydride [60-62].

Though hydrogen fluoride itself is a mild acid promoter, the harsh working conditions involved in handling HF and ammonia prevented the extension of this approach to the selective synthesis of other DFA isomers. A more user-friendly methodology to achieve activation of *O*-protected D-fructose precursors bearing an anomeric cyclic acetal group has been reported by Ortiz Mellet and García Fernández. Their methodology relies on the ability of selectively protected 1,2-*O*-isopropylidene- β -D-fructofuranose and fructopyranose derivatives to undergo a tandem transformation upon treatment with Lewis acids in non-polar solvents, involving (i) acetal cleavage, (ii) intermolecular glycosylation, and (iii) intramolecular spiroketalization [67].

Scheme 4. Boron trifluoride-promoted stereoselective synthesis of type I and III DFAs.

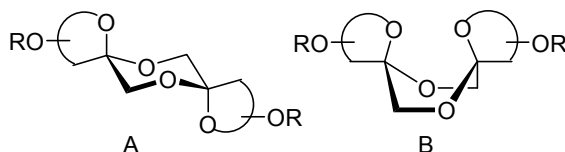
In contrast to the aqueous mineral acid-catalyzed reaction, spiroketalization in apolar organic solvents occurs under irreversible conditions, thus limiting isomerization processes. By using boron trifluoride-diethyl ether complex, a Lewis acid widely used for the cleavage of acetal protecting groups [68], as promoter in glycosylation reactions [69] and as catalyst in spiroketalization processes [5], efficient one-pot syntheses of difructofuranose (type I, Scheme 4 right) and difructopyranose (type III, Scheme 4 left) dianhydrides were performed.

Table 1. Boron trifluoride-promoted DFA synthesis (n.d., not detected).

Starting material	R	Products (relative proportion)		
		α,α	α,β	β,β
22	Bn	24	26	n.d.
		(1 : 2.5)		
23	Bz	25	27	n.d.
		(25 : 1)		
28	Bn	n.d.	30	32
			(25 : 1)	
29	Bz	n.d.	31	33
			(1 : 1)	

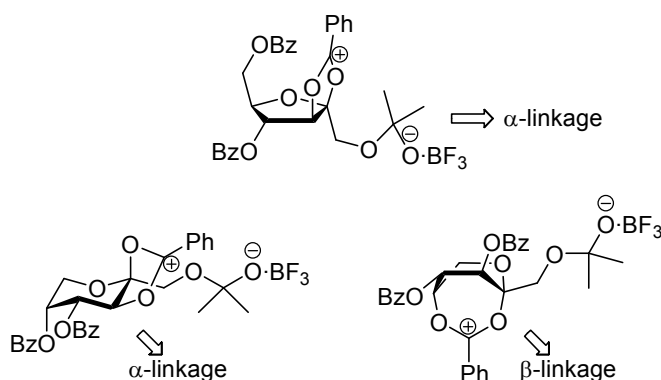
The possibility to control not only the ring size but also the stereochemistry at the spiroketal centers by using participating (ester) or not participating (ether) protecting groups is noteworthy (Table 1). The preference for dissymmetric dispiroketal structures in the case of nonparticipating benzyl protecting groups (Scheme 4, α,β isomers) is in agreement with reported observations for other spiroketo-oligosaccharides [70,71]. These diastereomers can accommodate the anomeric effect at both spiroketal centres with the central 1,4-dioxane ring in a chair conformation being thermodynamically favoured. In order to comply with the anomeric effect, DFAs having identical configuration at both spiroketal centres must adopt instead a boat conformation, an unfavourable arrangement (Figure 7).

Figure 7. Conformations at the central dioxane ring for non-symmetric (A) and C_2 -symmetric (B) DFAs.



In the case of participating protecting groups, the authors propose a reaction mechanism involving acyloxonium intermediates. In the furanose series, the formation of a 2,3-acyloxonium species would block the β -face of the monosaccharide, favouring the formation of the C_2 -symmetric α,α -isomer. In fructopyranose derivatives, the 2,3-acyloxonium is probably in equilibrium with a 2,5-acyloxonium intermediate. While the first one would direct glycosylation and spiroketalization to form α -linkages, the second would lead to the opposite anomer. As a result, a 1:1 mixture of the dissymmetric (α,β) and C_2 -symmetric (β,β) diastereomers is obtained (Figure 8).

Figure 8. Probable structures of the acyloxonium cations involved in the dimerization reaction of acylated D-fructose precursors.

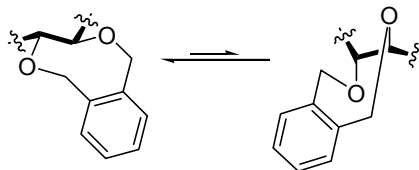


The use of anhydrous trifluoromethanesulfonic acid (triflic acid) as promotor has been shown to increase the overall yield in the above transformations, though diastereoselectivity was not significantly improved [72]. A catalytic version of the procedure have been recently described [73].

3.3. Stereoselective synthesis of DFAs by conformational control of fructosyl donors

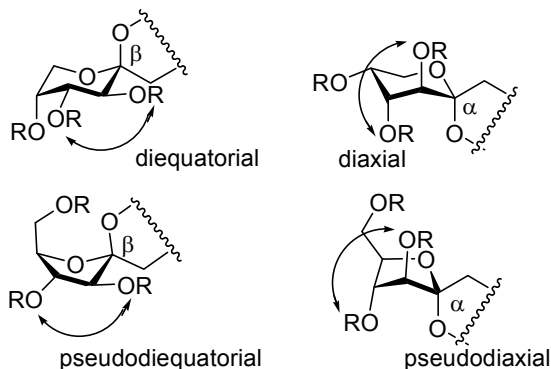
The observation of the influence exerted by protecting groups on the stereochemical outcome of spiroketalization reactions has led to new strategies to improve selectivity in the synthesis of DFAs. Balbuena *et al.* [74] have designed monomeric D-fructose precursors with predictable conformational biases for stereochemical control during spiroketalization. Their strategy relies upon the use of the cyclic *o*-xylylene group, recently introduced for benzyl-type protection of *vic*-diols in carbohydrate chemistry [75,76], to preserve diequatorial, in opposition to diaxial, dispositions (Figure 9).

Figure 9. Schematic representation of *o*-xylylene-protected *trans*-diequatorial (left) and *trans*-diaxial (right) 1,2-diol segments.

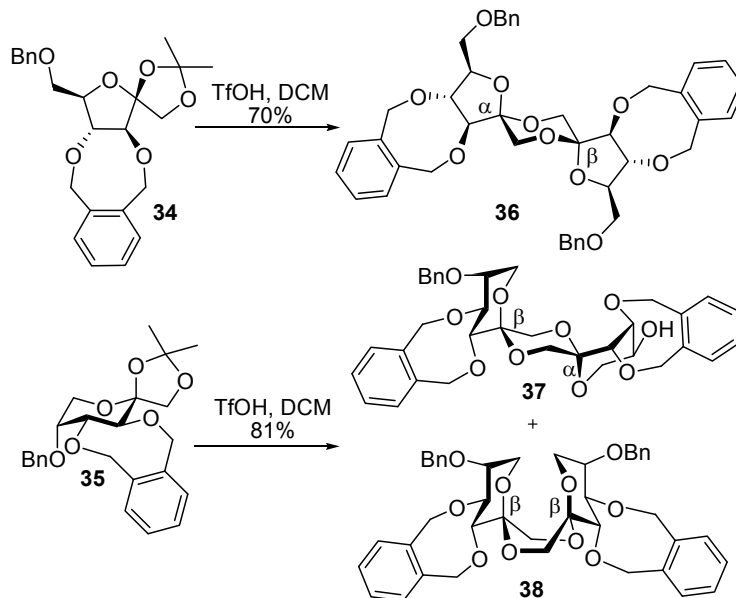


A comparative analysis of the conformational behaviour of the fructose moieties in dispirodisaccharides revealed that in α -configured rings the hydroxyl groups at C-3 and C-4 adopt a diaxial (or pseudodiaxial) disposition, while in the β -configured counterparts they prefer a diequatorial (or pseudodiequatorial) orientation (Figure 10). The insertion of a cyclic *o*-xylylene group at this segment allows the remote control of the stereochemistry during spirocyclization. Thus, triflic acid-promoted dimerization of the furanose derivative **34** afforded exclusively the α,β type I DFA **36**, while the pyranose derivative **35** afforded a 3:1 ($\beta,\beta:\alpha,\beta$) mixture of the type III DFAs **38** and **37** (Scheme 5).

Figure 10. Preferred conformations of the fructopyranose (top) and fructofuranose rings (down) in dispirodisaccharides. The relative disposition of the *trans*-oriented substituents at C-3 and C-4 is indicated.



Scheme 5. Stereoselective synthesis of type I and III DFAs from *o*-xylylene protected precursors.



Comparison of the results obtained for tri-*O*-benzyl precursors (Scheme 4 and Table 1) with those using the cyclic xylylene protection clearly demonstrates the stereodirecting effect of the *o*-xylylene group in bis-spiroketal-forming reactions (Table 2). In the furanose series, the isomer presenting a trans-diequatorial diol segment (α,β) is also thermodynamically favoured, resulting in total stereoselectivity in the creation of the two spiroketal centres. For the pyranose counterparts, an over 100-fold increase in the selectivity of the reaction towards the *o*-xylylene-controlled β,β -diastereomer **38** was attained by replacing the O-3 and O-4 benzyl groups with a cyclic *o*-xylylene group (the α,β : β,β ratio shifts from 25:1 to 1:3).

Table 2. Comparative results for DFA formation from D-fructose precursors bearing acyclic and cyclic benzyl-type protecting groups (n.d., not detected).

Starting material	Products (relative proportion)		
	α,α	α,β	β,β
22	24 (1 : 2.5)	26	n.d.
34	n.d.	36	n.d.
28	n.d.	30 (25 : 1)	32
35	n.d.	37 (1 : 3)	38

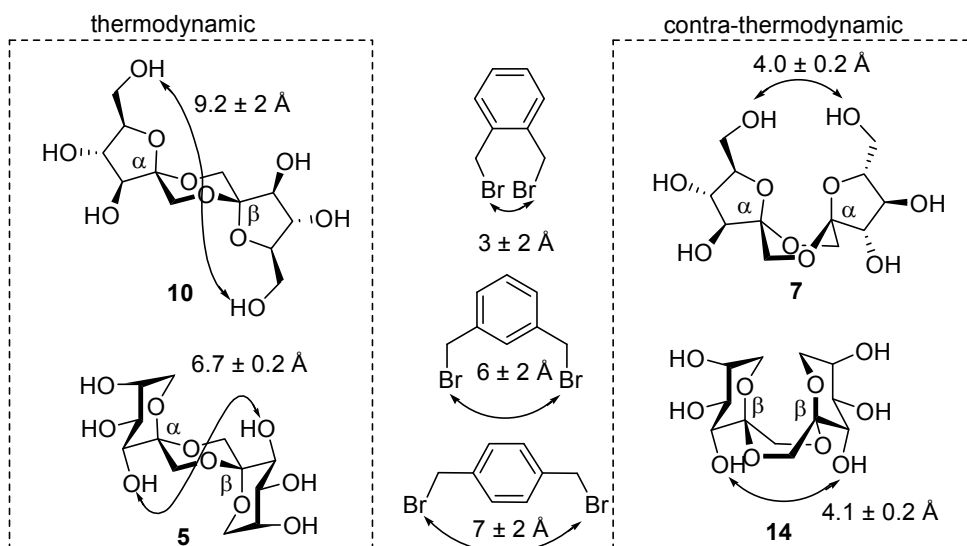
3.4. Stereoselective synthesis of DFAs via intramolecular aglycon delivery

The concept of *intramolecular aglycon delivery* (IAD) [77], introduced by Hindsgaul [78-80] and Stork [81,82] in oligosaccharide synthesis, has been extended to the stereoselective preparation of DFA isomers that are neither thermodynamically nor kinetically favoured (contra-thermodynamic [83-85] DFAs). The approach takes advantage of the rigidity of the tricyclic bis(spiroketal) structure and the dependence of the conformational properties on the relative configuration at the spiroketal centres. This is translated into significant differences in the inter-space distance between homologous hydroxyl groups located at the two D-fructose moieties in the DFA molecule within an isomeric series. Inserting a distance restriction element between appropriate positions can then be used to introduce a geometrical constraint during spirocyclization.

To support the above hypothesis, the incorporation of xylylene positional isomers as tethers to pre-define a given separation between selected positions during spiroketalization has been put forward. This strategy is inspired by the “rigid spacer-mediated linkage via non-reacting centers” concept, previously exploited by Schmidt and coworkers in anomeric configuration control during glycosidic bond-forming reactions [86-88]. The possibility to finely tune the distance and flexibility by using commercially available α,α' -dibromo-*o*-, *m*- or *p*-xylene as tethering reagents, offers a unique opportunity to control the stereochemical outcome of the intramolecular transformation. This approach

has been investigated in depth for the preparation of bis(spiroketal) difuranose (type I) and dipyranose (type III) DFAs (Figure 11) [89,90].

Figure 11. Preferred conformations of type I and type III DFAs positional isomers, with indication of the O-6–O-6', O-3–O-3' interatomic distances, respectively. The distances between the benzylic methylene carbon atoms in α,α' -dibromoxylene positional isomers are also shown.



Considering the much shorter distance between the primary O-6 oxygens in the case of C_2 -symmetric difuranose DFAs, or between the O-3 oxygens in the case of C_2 -symmetric dipyranose DFAs, it was conceivable that the shortest *o*-xylylene tether would improve the stereocontrol for the contra-thermodynamic isomers upon spiroketalization, while the more flexible *m*-xylylene bridge should result in increased proportions of the thermodynamic counterparts. The hypothesis was validated both for the stereoselective synthesis of contra-thermodynamic type I (Scheme 6, Table 3) and type III (Scheme 7, Table 4) DFA isomers **42** and **44**, respectively [89,90].

Scheme 6. Stereoselective synthesis of type I DFAs by IAD using the *o*-xylylene tether. Similar transformations from *m*- and *p*-xylylene tethered precursors have been studied (see Table 3).

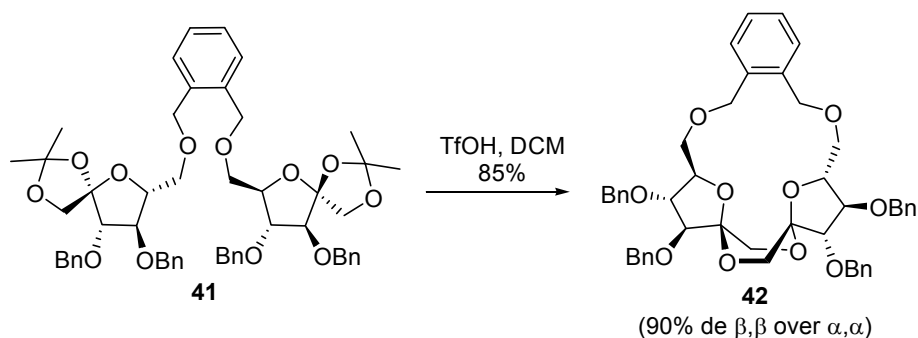
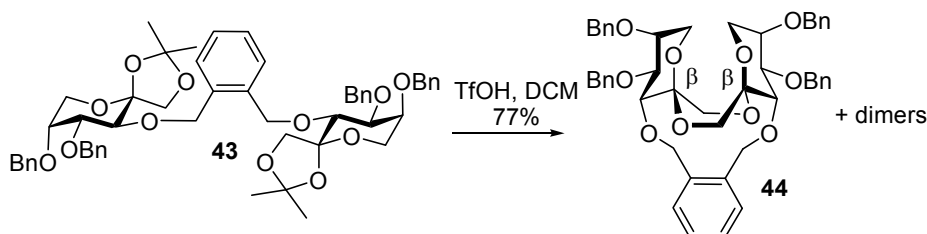


Table 3. DFA formation from *o*-, *m*- and *p*-xylylene-bridged D-fructofuranose precursors (n.d., not detected).

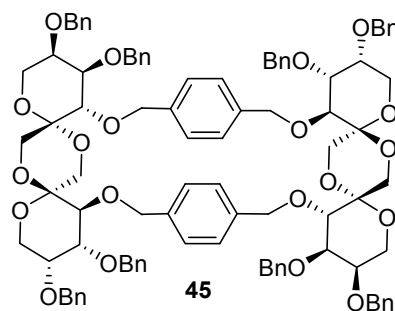
Xylylene tether	Product, yield			
	α,α	α,β	β,β	dimers
<i>o</i> (41)	8%	n.d.	42 71%	6%
<i>m</i>	50%	25%	n.d.	16%
<i>p</i>	12%	n.d.	3%	68%

Scheme 7. Stereoselective synthesis of type III DFAs by IAD using the *o*-xylylene tether. Similar transformations from *m*- and *p*-xylylene tethered precursors have been studied (see Table 4).

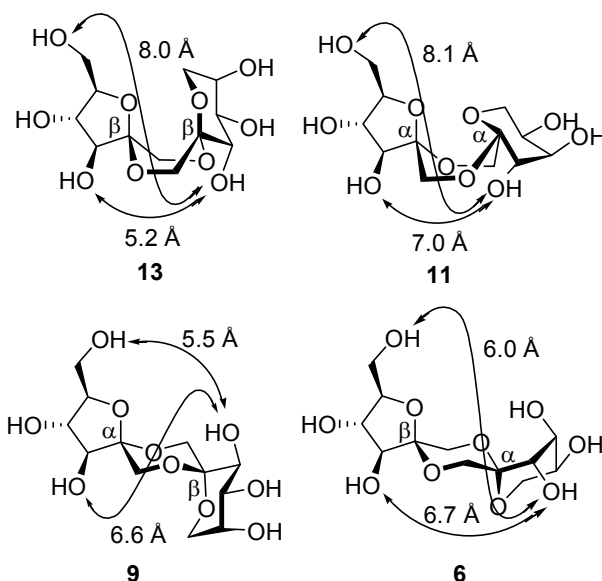
**Table 4.** DFA formation from *o*-, *m*- and *p*-xylylene-bridged D-fructopyranose precursors. (n.d., not detected).

Xylylene tether	Product, yield		
	α,β	β,β	dimers
<i>o</i> (43)	n.d.	44 42%	35%
<i>m</i>	12%	48%	24%
<i>p</i>	n.d.	n.d.	45 72%

The longer and less flexible *p*-xylylene tether favoured the formation of dimeric macrocyclic derivatives resulting from double bis-spirocyclization [90]. Although the dimer fraction was a mixture of all diastereomeric possibilities, the di- β -D-fructopyranose-1,2'.2,1'-dianhydride was the preferred substructure in the difructopyranose (type III) series (e.g., **45**, Figure 12), in agreement with preliminary calculations indicating the preference for macrocyclic C_2 -symmetric structures. Interestingly, the central dioxane ring in the DFA moieties in the *p*-xylylene-derived macrocycle **45** was not in the boat conformation expected for C_2 -symmetric DFAs, but in a distorted chair conformation, as seen by single-crystal X-ray diffraction [90]. This result suggests that contra-thermodynamic DFAs are probably more flexible than the thermodynamic isomers, being able to better accommodate conformational constraints.

Figure 12. Structure of the *p*-xylylene-DFA macrocycle **45**.

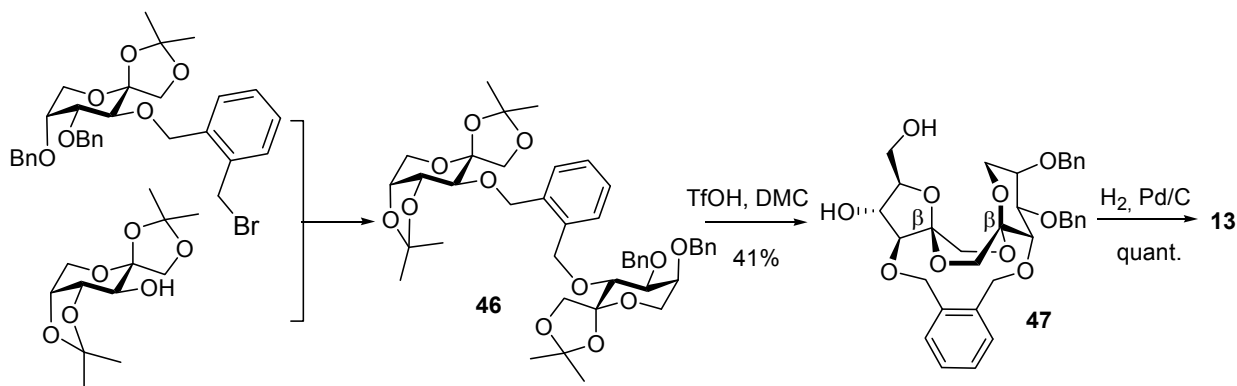
Fixing the ring size in the fructose precursor has proven very successful for the stereoselective synthesis of DFAs of types I (difuranose) and III (dipyranose). Construction of the mixed furanose-pyranose DFA core (type II DFAs) core is, however, more difficult. Since the four diastereomeric possibilities with a D-fructofuranose D-fructopyranose-1,2':2,1'-dianhydride structure (**6**, **9**, **11** and **13**) are present in sucrose caramel, accounting for more than 20% of the disaccharide material, their preparation represents an important goal in order to provide access to pure DFA standards for analytical and nutritional studies.

Figure 13. Conformations of the different type II DFAs and their O-3–O-3' and O-6–O-3' interatomic distances.

Rubio *et al.* [91] have developed a stereoselective synthesis of the β,β -type II DFA **13** by taking advantage of two considerations: (a) the significantly shorter O-3–O-3' interatomic distance in this particular DFA derivative as compared with the other three diastereomers in the series (Figure 13), and (b) five-membered-ring spiroketals are kinetically favoured over six-membered rings. The methodology involves the *o*-xylylene tethering reaction of two differently protected difructopyranose derivatives to limit the conformational space during the intramolecular glycosylation-spirocyclization reaction (**46**). In one of them, the integrity of the six-membered ring is maintained during acid activation by the presence of a benzyl group at O-5, while in the other one, the labile isopropylidene group at this position is cleaved under the reaction conditions. The higher reactivity of the fructofuranosyl oxacarbenium cation as compared with the homologous six-membered isomer resulted

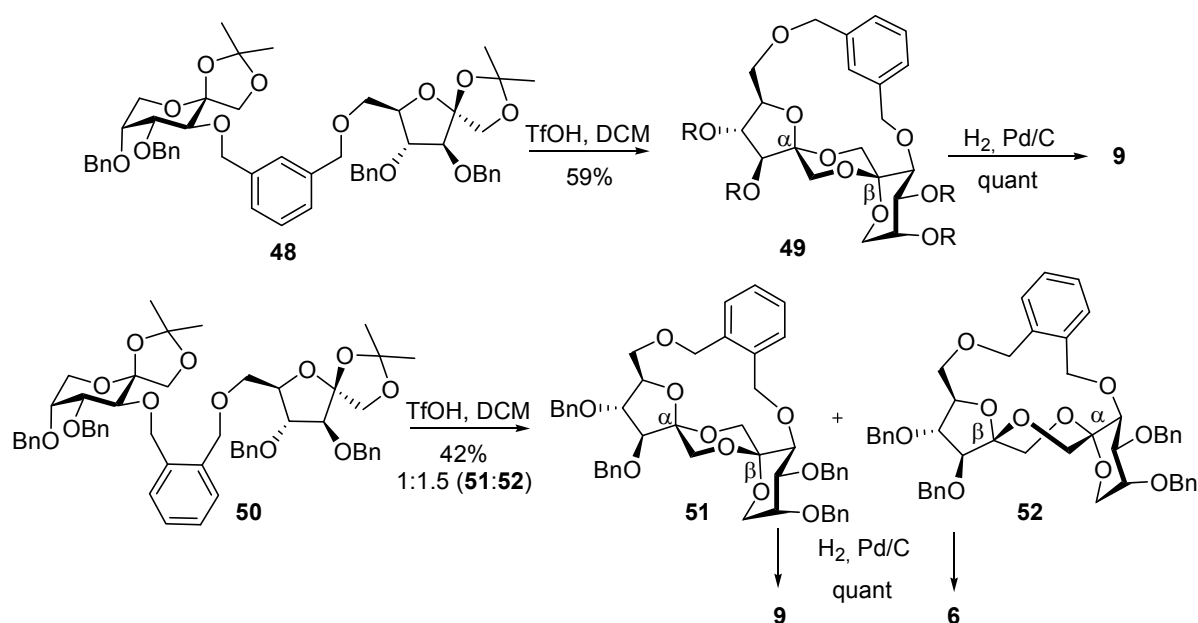
in the formation of the furanose-pyranose DFA **47** as the only detectable bis-spirodisaccharide product (Scheme 8).

Scheme 8. Spacer-mediated stereoselective synthesis of type II DFAs.



Louis *et al.* [92] have broadened the concept of rigid-spacer-mediated spiroketalization by taking advantage not only of distance restrictions but also of subtle molecular flexibility differences in the tricyclic bis(spiroketal) skeleton. The combination of both aspects have provided efficient synthesis for two additional type II DFAs, namely the α,β (**9**), a major constituent of commercial caramel (18% of the disaccharidic fraction), and the β,α (**6**) isomers. The authors realized that the primary position O-6 in the furanose moiety and position O-3' in the pyranose ring lie much closer in the chair conformers than in the boat DFAs (Figure 13). Depending on the linker length and flexibility, the reaction proceeds preferentially either intra- (*o*- and *m*-xylylene bridges) or intermolecularly (*p*-xylylene tether; Scheme 9). For the more flexible *m*-xylylene positional isomer (see precursor **48**), the intramolecular reaction led exclusively (59% yield) to the thermodynamic α -fructofuranose- β -fructopyranose-1,2':2,1'-dianhydride derivative **49**. The shorter *o*-xylylene tether (see precursor **50**) afforded preferentially the elusive contra-thermodynamic β -fructofuranose α -fructopyranose diastereomer **52**, in addition to the α,β isomer **51** (42% yield, **51:52** relative proportion 1:1.5) [93].

Scheme 9. Spacer-mediated stereoselective synthesis of type II DFAs.



The remarkable switch in the stereochemical outcome effected by the spacer length is attributed to the above-mentioned higher flexibility of contra-thermodynamic DFAs as compared to thermodynamic isomers [90]. While the rigid α,β derivative **51** can only partially alleviate steric stress by twisting the α -furanose ring, in the contra-thermodynamic isomer **52** the α -pyranose ring can flip from the 5C_2 to the 2C_5 chair. The loss of an anomeric effect interaction is compensated by twisting the central 1,4-dioxane ring to a skew-boat conformation to fully release steric constraints.

To sum up, the above commented strategies allow the stereoselective synthesis of bis(spiroketal) DFAs of type I (difuranose), type II (furanose-pyranose), and type III (dipyranose). In contrast, the stereoselective chemical synthesis of monospiroketal DFAs of types IV and V has not been achieved yet. Most of these DFA isomers are present as trace components in industrial caramels. Only the type V α -fructofuranose β -fructofuranose 1,2':2,3'-dianhydride (**1**, also known as DFA III) represents a significant fraction in food products (up to 8% in sucrose caramel). Since some DFAs are produced by several microorganisms or even by higher plants, biotechnological methods can be an interesting alternative for their preparation. Actually, DFA III is nowadays easily available by enzymatic means on a technical scale. The advances in such enzymatic methods are discussed below.

4. Enzymatic Strategies towards the Synthesis of DFAs

The first evidence of specific DFA formation in higher plants dates back to 1933, when Schlubach and Knoop [94] isolated a compound tentatively identified as α -fructofuranose β -fructofuranose 1,2':2,1'-dianhydride (**10**, also known as DFA I) from Jerusalem artichoke. The investigation of DFAs as natural products has been very limited until the mid-70s, when Tanaka and Uchiyama reported the isolation of an extracellular inulinase from *Arthrobacter ureafaciens*, a soil bacteria that synthesized α -fructofuranose β -fructofuranose 1,2':2,3'-dianhydride (DFA III) from inulin [95,96].

Table 5. Nomenclature of DFA-producing enzymes.

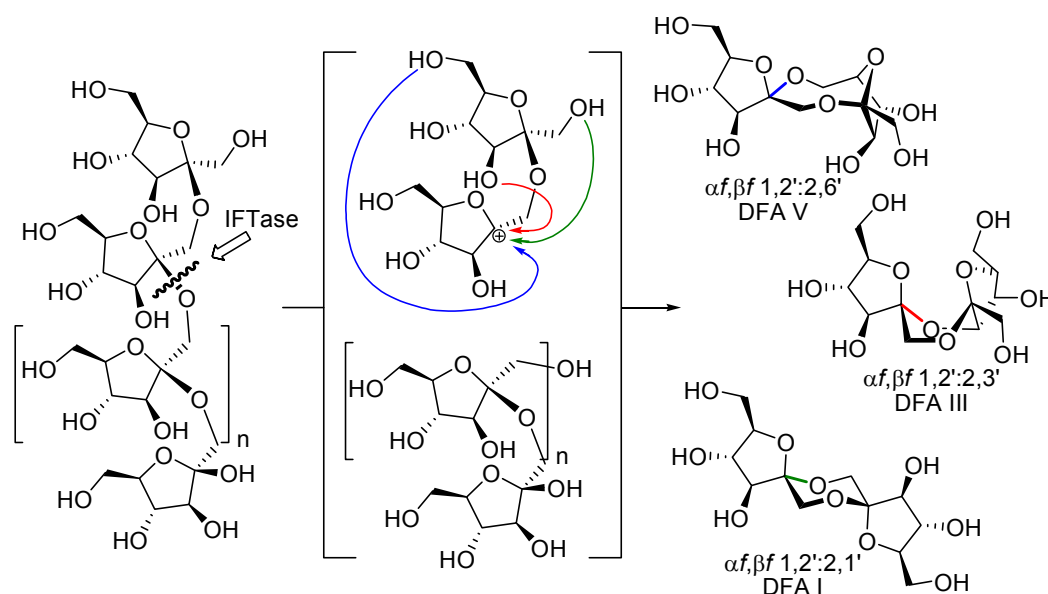
EC 4.2.2.16	
common name product	levan fructotransferase (DFA IV-forming) di- β -D-fructofuranose-2,6':2',6-dianhydride (non spiroketalic DFA)
EC 4.2.2.17 (formerly EC 2.4.1.200)	
common name product	inulin fructotransferase (DFA I-forming) α -D-fructofuranose β -D-fructofuranose-1,2':2,1'- dianhydride
EC 4.2.2.18 (formerly EC 2.4.1.93)	
common name product	inulin fructotransferase (DFA III-forming) α -D-fructofuranose β -D-fructofuranose-1,2':2,3'- dianhydride

These seminal results have prompted much interest in the biosynthetic routes to DFAs, which however has been almost exclusively located in Japan. Unfortunately, a quantity of otherwise relevant

papers was published in local journals, which limited their scope and accessibility. In a more general revision of the subject, Uchiyama has collected the most significant contributions to microbial biosynthesis and degradation of fructans up to 1993 [97]. In 2000 Saito and Tomita [98] reviewed particular issues concerning mass production of DFAs following biosynthetic routes and, very recently, Kawamura and Uchiyama have collated the recent advances in the enzymatic production of DFAs and cyclofructans [99].

Since Tanaka and Uchiyama first report on the isolation of a DFA III-forming enzyme, several microorganisms, many of which belong to the *Arthrobacter* genus, have been shown to produce enzymes that promote the transformation of fructans (inulin or levan) into DFAs (Table 5). As a unique feature, and in stark contrast with common fructan decomposing enzymes, these enzymes catalyze an intramolecular transglycosylation reaction through which the second glycosidic bond from the non-reducing fructose is transferred to the terminal residue, thus releasing a DFA molecule (Figure 14). This mechanism operates for both, inulin degrading (IFTase) [100] and levan degrading (LFTase) enzymes [101-103]. Though, IFTase have long been classified as “transferases”, they have been recently re-categorized as “lyases” (EC 4) since glycon transfer occurs intramolecularly through an elimination reaction [104].

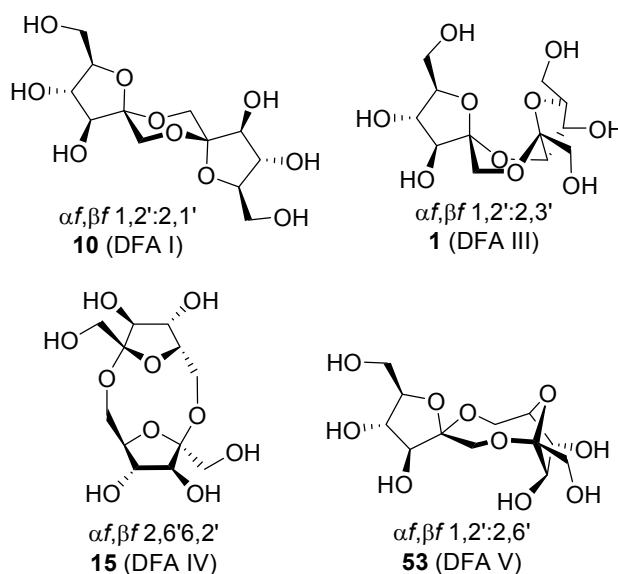
Figure 14. IFTase-catalyzed synthesis of DFAs.



Up to now, four DFA isomers have been obtained by enzymatic degradation of fructans: α -D-fructofuranose- β -D-fructofuranose-1,2':2,3'-dianhydride (**1**, DFA III), α -D-fructofuranose- β -D-fructofuranose-1,2':2,6'-dianhydride (**53**, DFA V), α -D-fructofuranose- β -D-fructofuranose-1,2':2,1'-dianhydride (**10**, DFA I), and the non-spiroketal di- β -fructofuranose-2,6':6,2'-dianhydride (**15**, DFA IV) (Figure 15). Though enzymatic synthesis is less versatile than chemical, exploitation of biocatalyzed processes for the synthesis of certain isomers may easily overcome synthetic drawbacks, especially concerning scaling up. Most of the reports on enzymatic synthesis of DFAs are related to DFA III and DFA IV. In fact their synthesis has become an issue of industrial interest [98]. Reports on DFA I are more scarce and, so far, the DFA V-forming enzyme has not been characterized.

Isolation of DFA I-forming enzymes from *Arthrobacter* spp. was first reported by Kobayashi and coworkers [105]. The enzyme optimal operating conditions were pH 6 and 40 °C and it was strongly inhibited by Hg^{2+} , Fe^{3+} , and other metal cations, a common feature for most of these enzymes [106]. *Streptomyces* spp. have also been shown to be a source of DFA I-forming enzyme [107]. More recently, Haraguchi and coworkers have reported new DFA I-forming enzymes from *Arthrobacter* spp. with slightly prolonged heat stability [108,109], a feature that is mandatory when technical scale synthesis of this isomer is demanded. In the case of DFA V, reports are even more frugal. DFA V has been identified as a transient product during early stages of inulin thermolysis [22] and its structure confirmed as its per-O-acetate [110]. DFA V-producing enzyme has not been isolated yet and only evidences of its actions have been described [111].

Figure 15. DFA isomers available by biosynthetic routes.



Enzymatic preparation is far more developed in the case of DFA III and the non-spiroketalic DFA IV [34,36]. The abundance of reports on isolation, characterization and even gene sequencing and engineering has provided a broader pool of DFAs III and IV-producing enzymes, which might be useful tools to face the ultimate challenge: industrial enzymatic biosynthesis of DFAs. Generally, enzymes dedicated to industrial production require high productivity and thermal stability. Yokota and coworkers have pioneered this field. These authors reported the isolation of an extracellular DFA III-producing IFTase from *Arthrobacter* sp. H65-7 featuring high productivity (up to 90 U mL⁻¹) and thermal tolerance (retention of 80% activity after treatment at 70 °C) [112,113]. Saito and Tomita have also reported the isolation and characterization of a LFTase from *Arthrobacter nicotinovorans* GS-9 well suited for mass production of DFA IV [114]. As a major advantage, enzyme excretion can be stimulated by their specific substrates and are easily purified. Furthermore, substrate conversion yields in a variety of conditions are excellent (Table 6). Minor traces of fructose and short oligofructosides (1-kestose, nystose, and fructofuranosyl nystose) were removed by fermenting the reaction solution with baker yeast. As a drawback, the productive enzyme could not be recycled.

Table 6. Enzymatic production of DFA III and IV.

Substrate	Product	Yield (%)
inulin, 50 g/L	DFA III	93.0
inulin, 250 g/L	DFA III	82.5
levan, 20 g/L	DFA IV	75.5
levan, 40 g/L	DFA IV	73.3

Recently, enzymes featuring improved thermal stability have been reported. In the particular case of DFA III-forming enzymes, although temperature range has not been significantly raised, enzymes remain active after prolonged heating [115,116]. In all cases, substrate selectivity and product outcome profile still remain exquisite.

Similarly, improvements on LFTases performance in DFA IV formation have been achieved. However, only in few of these cases are the DFA yield and purity as high as in the case of the inulin converting enzymes [117]. These enzymes are generally more easily inactivated by the presence of metal cations (Mn^{2+} , Cu^{2+} , Fe^{3+} or Ag^{+}) [118] and are very sensitive to substrate origin (molecular weight and branching) [119,120].

The search for efficient DFA-producing enzymes has led to the development of a DFA IV production system directly from sucrose in a single culture by using a levan producing *B. subtilis* as a host strain for the expression of LFTase gene [121]. Furthermore, intensive efforts have led to the isolation of new enzymes, such as those reverting DFA formation [122].

As evidence of the increasing interest in the development of DFA producing technologies, in the last decade, a number of genes encoding for DFA-forming enzymes (IFTases and LFTases) have been cloned [123,124]. Gene homology evaluation and site-directed manipulation might open new possibilities to engineer enzymes producing additional DFA isomers or featuring improved performance. A genetically engineered *E. coli* has been reported to produce a DFA III-forming enzyme with twice as much activity compared to that of the original strain [125]. A similar modification in LFTase-encoding gene resulted in a 5-fold increase on the DFA IV-forming enzyme activity [126]. However, although these evident advances increased enzyme production, they did not improve enzyme turnover.

Lee and coworkers have tried to improve enzyme turnover by immobilizing a LFTase on different solid supports [127]. Immobilized enzyme activity was comparable to that of the enzyme in solution and, in the best conditions, 60% of the activity was preserved after 20 catalytic cycles. Haraguchi and coworkers have also reported a heat-stable immobilized IFTase, which activity is virtually unaffected after repeated use (up to 8 cycles) [128]. The authors suggest that a reactor using this immobilized enzyme might be envisioned for industrial production of DFA III. More recently, aiming at developing a method for commercial production of DFA III, Vorlop and coworkers have reported a genetically engineered enzyme tolerant to prolonged heating and, thus, well suited to function in continuous processes [129]. Enzyme expression in *E. coli* was extremely efficient (1760 U mL^{-1}). Moreover, the enzyme could be entrapped in calcium alginate hydrogels to enable the preparation of homogeneous enzyme-active beads (196 U mL^{-1}).

Conclusions and Perspectives

Difructose dianhydrides (DFAs), a unique class of spiroketal disaccharides, have remained laboratory curiosities until their presence in significant proportion in food materials, such as caramels or chicory, was reported. This discovery represented a milestone in DFA chemistry, fuelling intense research that has revealed the biological, nutritional, or technological relevance of this family of compounds. The development of efficient methodologies to access the individual members is crucial to unravel their biological role and develop new applications. Pursuing this aim, chemical and enzymatic syntheses have long followed disparate paths. However, as revealed in this account, enzymatic and chemical synthetic strategies are complementary. Considering the broad spectrum of spirocyclic structures arising from cyclodimerization of fructose, it is impressive that the difructose dianhydride isomers that can be selectively synthesized via either one of these routes account for more than 90% of the disaccharidic fraction of fructose caramel. A variety of strategies have been implemented to obtain DFA derivatives aiming at new or improved properties. In the era of functional food products and with such tools in hand, further interesting perspectives might be envisioned for difructose dianhydrides, provided that a complete mapping of their biological and nutritional features is completed. The extraordinary body of knowledge on DFAs accumulated within the last decade from diverse fields can now be put forward to obtain new isomers, discover new enzymes, determine new biological functions and develop new applications or production methodologies.

Acknowledgements

We thank the Spanish Ministerio de Educación y Ciencia (contract nos. CTQ2006-15515-C02-01/BQU and CTQ2007-61180/PPQ) and the Junta de Andalucía (contract no. P06-AGR-02150).

References and Notes

1. Mead, K. T.; Brewer, B. N. Strategies in spiroketal synthesis revisited: Recent applications and advances. *Curr. Org. Chem.* **2003**, *7*, 227-256.
2. Brimble, M. A.; Furkert, D. P. Chemistry of bis-spiroacetal systems: Natural products, synthesis and stereochemistry. *Curr. Org. Chem.* **2003**, *7*, 1461-1484.
3. Brimble, M. A.; Farés, F. A. Synthesis of bis-spiroacetal ring systems. *Tetrahedron* **1999**, *55*, 7661-7706.
4. Pietruszka, J. Spongistatins, cynachyrolides, or altohyrtins? Marine macrolides in cancer therapy. *Angew. Chem. Int. Ed.* **1998**, *37*, 2629-2636.
5. Perron, F.; Albizati, K. F. Chemistry of spiroketals. *Chem. Rev.* **1989**, *89*, 1617-1661.
6. Perkins, M. V. Total synthesis of enzyme inhibitors spirastrellolide A—Stereochemical confirmation. *Angew. Chem. Int. Ed.* **2008**, *47*, 2921-2925.
7. Barun, O.; Sommer, S.; Waldmann, H. Asymmetric Solid-Phase Synthesis of 6,6-Spiroketals. *Angew. Chem. Int. Ed.* **2004**, *43*, 3195-3199.

8. van Hooft, P. A. V.; Oualid, F. E.; Overkleeft, H. S.; van der Marel, G. A.; van Boom, J. H.; Leeuwenbourg, M. A. Synthesis and elaboration of functionalised carbohydrate-derived spiroketals. *Org. Biomol. Chem.* **2004**, *2*, 1395-1403.
9. Sous, M. E.; Ganame, D.; Tregloan, P. A.; Rizzacasa, M. A. Total Synthesis of (-)-Reveromycin A. *Org. Lett.* **2004**, *6*, 3001-3004.
10. Hubbs, J. L.; Heathcock, C. H. A Second-Generation Synthesis of the C1-C28 Portion of the Althohyrins (Spongistatins). *J. Am. Chem. Soc.* **2003**, *125*, 12836-12843.
11. Gaunt, M. J.; Jessiman, A. S.; Orsini, P.; Tanner, H. R.; Hook, D. F.; Ley, S. V. Synthesis of the C-1-C-28 ABCD Unit of Spongistatin 1. *Org. Lett.* **2003**, *5*, 4819-4822.
12. Crimmins, M. T.; Katz, J. D.; Washburn, D. G.; Allwein, S. P.; McAtee, L. F. Asymmetric Total Synthesis of Spongistatins 1 and 2. *J. Am. Chem. Soc.* **2002**, *124*, 5661-5663.
13. Betancor, C.; Freire, R.; Pérez-Martín, I.; Prangé, T.; Suárez, E. A Convenient Synthesis of C-22 and C-25 Stereoisomers of Cephalostatin North 1 Side Chain from Spirostan Sapogenins. *Org. Lett.* **2002**, *4*, 1295-1297.
14. Izquierdo, I.; Plaza, M. T.; Rodríguez, M.; Tamayo, J. A. Hexulose Derivatives and Lipase-Mediated Diastereomeric Resolution in the Enantiospecific Total Synthesis of (-)-Talaromycins C and E. *Eur. J. Org. Chem.* **2002**, 309-317.
15. McDonald, E. J. The polyfructosanes and difructose anhydrides. *Adv. Carbohydr. Chem. Biochem.* **1946**, *2*, 253-277.
16. Pictet, A.; Chavan, J. Hetero levulosane. *Helv. Chim. Acta* **1926**, *9*, 809-814.
17. Jackson, R. F.; Goergen, S. M. A crystalline difructose anhydride from hydrolyzed inulin. *J. Res. Nat. Bur. Stand.* **1929**, *3*, 27-38.
18. Defaye, J.; García Fernández, J. M. Protonic and thermal activation of sucrose and the oligosaccharide composition of caramel. *Carbohydr. Res.* **1994**, *256*, C1-C4.
19. Manley-Harris, M.; Richards, G. N. Dihexulose dianhydrides. *Adv. Carbohydr. Chem. Biochem.* **1997**, *52*, 207-239.
20. Defaye, J.; García Fernández, J. M. The oligosaccharide components of caramel. *Zuckerind.* **1995**, *120*, 700-704.
21. Manley-Harris, M.; Richards, G. N. Di-D-fructose dianhydrides and related oligomers from thermal treatments of inulin and sucrose. *Carbohydr. Res.* **1996**, *287*, 183-202.
22. Christian, T. J.; Manley-Harris, M.; Field, R. J.; Parker, B. A. Kinetics of formation of di-D-fructose dianhydrides during thermal treatment of inulin. *J. Agric. Chem.* **2000**, *48*, 1823-1837.
23. Ratsimba, V.; García Fernández, J. M.; Defaye, J.; Nigay H.; Voilley, A. Qualitative and quantitative evaluation of mono- and disaccharides in D-fructose, D-glucose and sucrose caramels by gas-liquid chromatography-mass spectrometry: Di-D-fructose dianhydrides as tracers of caramel authenticity. *J. Chromatogr. A* **1999**, *884*, 283-293.
24. Ruíz-Matute, A. I.; Soria, A. C.; Martínez-Castro, I.; Sanz, M. L. A new methodology based on GC-MS to detect honey adulteration with commercial syrups. *J. Agric. Food Chem.* **2007**, *55*, 7264-7269.
25. Montilla, A.; Ruíz-Matute, A. I.; Sanz, M. L.; Martínez-Castro, I.; del Castillo, M. D. Difructose anhydrides as quality markers of honey and coffee. *Food Res. Int.* **2006**, *39*, 801-806.

26. Delmée, E.; Cani, P. D.; Gual, G.; Knauf, C.; Burcelin, R.; Maton, N.; Delzenne, N. M. Relation between colonic proglucagon expression and metabolic response to oligofructose in high fat diet-fed mice. *Life Sci.* **2006**, *79*, 1007-1013.
27. Chow, J. M. Probiotics and prebiotics: A brief overview. *J. Renal Nutr.* **2002**, *12*, 76-86.
28. Mussatto, S. I.; Mançhilha, I. M. Non-digestible oligosaccharides: A review. *Carbohydr. Polym.* **2007**, *68*, 587-597.
29. Tunland, B.C. Fructooligosaccharides and other fructans: Structures and occurrence, production, regulatory aspects, food applications and nutritional health significance. In *Oligosaccharides in Food and Agriculture. ACS Symposium Series*; ACS: Washington, **2003**; Vol. 849, pp. 135-152.
30. Kobayashi, S.; Seki, K.; Haraguchi, K.; Kishimoto, M.; Nagata, K.; Honbo, K.; Kaimuna, K.; Kadoma, M. *JP 63269962 A2* 881108 Showa, **1998**; [*Chem. Abstr.* **1989**; 111:56162].
31. Reddy, B. S.; Rivenson, A. Inhibitory Effect of Bifidobacterium longum on Colon, Mammary, and Liver Carcinogenesis Induced by 2-Amino-3-methylimidazo[4,5-f]quinoline, a Food Mutagen. *Cancer Res.* **1993**, *53*, 1799-1810.
32. Hidaka, H.; Hirayama, M. Useful characteristics and commercial applications of fructooligosaccharides. *Biochem. Soc. Trans.* **1991**, *19*, 561-565.
33. Mitsuoka, T. Bifidobacteria and their role in human health. *J. Ind. Microbiol.* **1990**, *6*, 263-268.
34. Ibrahim, S. A.; Bezkorovainy, A. Inhibition of Escherichia-coli by bifidobacteria. *J. Food. Protection* **1993**, *56*, 713-715.
35. Wilhelm, M. P.; Lee, D. T.; Rosenblatt, J. E. Bacterial interference by anaerobic species isolated from human feces. *Eur. J. Clin. Microbiol.* **1987**, *6*, 266-270.
36. Orban, J. I.; Patterson, J. A.; Surrón, A. L.; Richards, G. N. Effect of sucrose thermal oligosaccharide caramel, dietary vitamin-mineral level, and brooding temperature on growth and intestinal bacterial populations of broiler chickens. *Poultry Sci.* **1997**, *76*, 482-490.
37. Stoppok, E.; Walter, M.; Wullbrandt, D. Beverage with storage-stable prebiotic difructose dianhydride III dietary fiber additive. *WO 2003020054 A2*, **2003**.
38. Mineo, H.; Hara, H.; Kikuchi, H.; Sakurai, H.; Tomita, F. Various indigestible saccharides enhance net calcium transport from the epithelium of the small and large intestine of rats in vitro. *J. Nutr.* **2001**, *131*, 3243-3246.
39. Mineo, H.; Amano, M.; Chiji, H.; Shigematsu, N.; Tomita, F.; Hara, H. Indigestible saccharides open tight junctions and enhance net calcium, magnesium and zinc absorption in isolated rat small intestinal epithelium. *Dig. Dis. Sci.* **2004**, *49*, 122-132.
40. Suzuki, T.; Hara, H.; Kasai, T.; Tomita, F. Effects of difructose anhydride III on calcium absorption in small and large intestines of rats. *Biosci. Biotechnol. Biochem.* **1998**, *62*, 837-841.
41. Mineo, H.; Amano, M.; Chiji, H.; Shigematsu, N.; Tomita, F.; Hara, H. Absorptive activity of calcium in the isolated cecal epithelium adaptively increased by 2 week's feeding of difructose anhydride III in rats. *Biosci. Biotechnol. Biochem.* **2003**, *67*, 1847-1851.
42. Mitamura, R.; Hara, H.; Aoyama, Y.; Chiji, H. Supplemental feeding of difructose anhydride III restores calcium absorption impaired by ovariectomy in rats. *J. Nutr.* **2002**, *132*, 3387-3393.
43. Mitamura, R.; Hara, H. Prolonged feeding of difructose anhydride III increases strength and mineral concentrations of the femur in ovariectomized rats. *Br. J. Nutr.* **2005**, *94*, 268-274.

44. Although di- β -D-fructofuranose-2,6':6,2'-dianhydride (DFA IV) is not a spiroacetalic compound, it has been considered a relevant member of the DFA family in this review.
45. Mineo, H.; Amano, M.; Minaminida, K.; Chiji, H.; Shigematsu, N.; Tomita, F.; Hara, H. Two-week feeding of difructose anhydride III enhances calcium absorptive activity with epithelial cell proliferation in isolated rat cecal mucosa. *Nutrition* **2006**, *22*, 312-320.
46. Mineo, H.; Hara, H.; Shigematsu, N.; Okuhara, Y.; Tomita, F. Melibiose, difructose anhydride III and difructose dianhydride IV enhance net calcium absorption in rat small and large intestinal epithelium by increasing the passage of tight junctions in vitro. *J. Nutr.* **2002**, *132*, 3394-3399.
47. Afsana, K.; Shiga, K.; Ishizuka, S.; Hara, H. Ingestion of an indigestible saccharide, difructose anhydride III, partially prevents the tannic acid induced suppression of iron absorption in rats. *J. Nutr.* **2003**, *133*, 3553-3560.
48. Shiga, K. Hara, H.; Okano, G.; Ito, M. Minami, A.; Tomita, F. Ingestion of difructose anhydride III and voluntary running exercise independently increase femoral and tibial bone mineral density and bone strength with increasing calcium absorption in rats. *J. Nutr.* **2003**, *133*, 4207-4211.
49. Shigematsu, N.; Okuhara, Y.; Kise, M.; Tomita, K.; Hatiya, Y.; Tomi, H.; Kikuchi, H.; Hara, H.; Nakata, R. The efficiency of combination intake with iron and DFA III (Twintose) on female college students. *Seito Gijutsu Kenkyu Kaishi* **2006**, *54*, 9-14.
50. Tomita, K.; Shiomi, T.; Okuhara, Y.; Tamura, A.; Shigematsu, N.; Hara, A. Ingestion of difructose anhydride III enhances absorption and retention of calcium in healthy men. *Biosci. Biotechnol. Biochem.* **2007**, *71*, 681-687.
51. Godshall, M. A. Future directions for the sugar industry, *Int. Sugar J.* **2001**, *103*, 378-384.
52. Schiweck, H.; Rapp, K.; Vogel, M. Utilization of sucrose as an industrial bulk chemical state of the art and future implications. *Chem. Ind.* **1988**, 228-234.
53. Angyal, S. J.; Craig, D. C.; Defaye, J.; Gadelle, A. Complexes of carbohydrates with metal cations. XVI. Di-D-fructose and di-L-sorbose dianhydrides. *Can. J. Chem.* **1990**, *68*, 1140-1144.
54. Bock, K.; Pedersen, C.; Defaye, J.; Gadelle, A. Steric and electronic effects in the formation of dihexulose dianhydrides. Reaction of racemic sorbose in anhydrous hydrogen fluoride and a facile synthesis of D-sorbose. *Carbohydr. Res.* **1991**, *216*, 141-148.
55. Angyal, S. J. Complexes of metal cations with carbohydrates in solution. *Adv. Carbohydr. Chem. Biochem.* **1989**, *47*, 1-43.
56. García Fernández, J. M.; Gadelle, A.; Defaye, J. Difructose dianhydrides from sucrose and fructo-oligosaccharides and their use as building blocks for the preparation of amphiphiles, liquid crystals, and polymers. *Carbohydr. Res.* **1994**, *265*, 249-269.
57. Sakurai, H.; Yokota, A.; Tomita, F. A new perspective on inulin as a carbohydrate resource. *Biosci. Ind.* **1993**, *75*, 9-12.
58. Saito, K.; Tomita, F. Difructose Anhydrides: Their mass-production and physiological functions. *Biosci. Biotechnol. Biochem.* **2000**, *64*, 1321-1327.
59. Tomita, F.; Yokota, A.; Kasai, T.; Hara, H.; Sayama, K. An efficient production of DFA III and its potential utility as a physiologically functional food. In *Food for health in the pacific rim*; Whitaker, J. R.; Haards, N. F.; Shoemaker, C. F.; Singh, R. P., Eds.; Food Nutrition Press: Trumbull, CN, USA, 1999; pp. 353-362.

60. Defaye, J.; García Fernández, J. M. Synthesis of dispirodioxanyl pseudo-disaccharides by selective protonic activation of isomeric glycosylfructoses in anhydrous hydrogen fluoride. *Carbohydr. Res.* **1994**, *251*, 17-31.
61. Defaye, J.; García Fernández, J. M. Protonic reactivity of sucrose in anhydrous fluoride. *Carbohydr. Res.* **1994**, *251*, 1-15.
62. Defaye, J.; García Fernández, J. M. Selective protonic activation of isomeric glycosylfructoses with pyridinium poly(hydrogen fluoride) and synthesis of spirodioxanyl oligosaccharides. *Carbohydr. Res.* **1992**, *237*, 223-247 and references therein.
63. Defaye, J.; Gabelle, A.; Pedersen, C. The behaviour of D-fructose and inulin towards anhydrous hydrogen fluoride. *Carbohydr. Res.* **1985**, *136*, 53-65.
64. García Fernández, J. M.; Ortiz Mellet, C.; Defaye, J. Sulfur atom participation in thiooligosaccharide chemistry: Synthesis of 1'-thiotrehalulose and 1'-*epi*-thiotrehalulose and comparative reactivity with the O-linked disaccharide analogue, Trehalulose. *J. Org. Chem.* **1998**, *63*, 3572-3580.
65. García Fernández, J. M.; Schnelle, R.-R.; Defaye, J. Stereoselective synthesis of di- β -D-fructopyranose 1,2':2,1'-dianhydride, a spirodioxanyl pseudodisaccharide with metal cation complexing properties. *Tetrahedron: Asymmetry* **1995**, *6*, 307-312.
66. Lichtenhaler, F. W. Towards improving the utility of ketoses as organic raw materials. *Carbohydr. Res.* **1998**, *313*, 69-89.
67. Benito, J. M.; Gómez García, M.; Ortiz Mellet, C.; García Fernández, J. M.; Defaye, J. Carbohydrate-derived spiroketals. Stereoselective synthesis of di-D-fructose dianhydrides by boron trifluoride promoted glycosylation-spiroketalization of acetal precursors. *Org. Lett.* **2001**, *3*, 549-552.
68. Ishihara, K. In *Lewis Acids in Organic Synthesis*; Yamamoto, H., Ed.; Wiley-VCH: Weinheim, 2000; Vol.1, pp 89-133.
69. Toshima, K.; Tatsuta, K. Recent progress in O-glycosylation methods and its application to natural products synthesis. *Chem. Rev.* **1993**, *93*, 1503-1531.
70. Li, X.; Takahashi, H.; Ohtake, H.; Shiro, M.; Ikegami, S. Stereoselective synthesis and structure elucidation of spiro-ketodisaccharides. *Tetrahedron* **2001**, *57*, 8053-8066.
71. Dondoni, A.; Marra, A.; Scherrmann, M.-C.; Bertolasi, V. Chemical synthesis of linear and cyclic unnatural oligosaccharides by iterative glycosidation of ketoses. *Chem. Eur. J.* **2001**, *7*, 1371-1382.
72. Benito, J. M.; Rubio, E.; Gómez García, M.; Ortiz Mellet, C.; García Fernández, J. M. Carbohydrate-derived spiroketals: stereoselective synthesis of di-D-fructose dianhydrides. *Tetrahedron* **2004**, *60*, 5899-5906.
73. Kaji, E.; Saiga, R.; Kurimoto, E.; Nishino, T. Catalytic, stereoselective glycosylation-spiroketalization of 3,4,6-tri-*O*-benzyl- β -D-fructopyranose generating di-D-fructopyranose-1,2':2,1'-dianhydride. *Heterocycles* **2006**, *69*, 385-393.
74. Balbuena, P.; Rubio, E. R.; Ortiz Mellet, C.; García Fernández, J. M. The *o*-xylylene protecting group as an element of conformational control of remote stereochemistry in the synthesis of spiroketals. *Chem. Commun.* **2006**, 2610-2612.

75. García-Moreno, M. I.; Aguilar, M.; Ortiz Mellet, C.; García Fernández, J. M. Intramolecular benzyl protection delivery: A practical synthesis of DMDP and DGDP from D-fructose. *Org. Lett.* **2006**, *8*, 297-299.
76. Balbuena, P.; Lesur, D.; González Álvarez, M. J.; Mendicuti, F.; Ortiz Mellet, C.; García Fernández, J. M. One-pot regioselective synthesis of 2¹,3¹-O-(*o*-xylylene)-capped cyclomaltooligosaccharides: tailoring the topology and supramolecular properties of cyclodextrins. *Chem. Commun.* **2007**, 3270-3272.
77. The notion of intramolecular aglycon delivery refers to transformations involving an intramolecular glycosylation reaction in which the acceptor and the donor moieties are linked through a tether that controls the stereochemical outcome, to produce product distributions different from those obtained in the intermolecular process, and that can be removed at a later stage. See ref. 78 and 82.
78. Barresi, F.; Hindsgaul, O. The synthesis of β -mannopyranosides by intramolecular aglycon delivery: scope and limitations of the existing methodology. *Can. J. Chem.* **1994**, *72*, 1447-1465.
79. Barresi, F.; Hindsgaul, O. Improved synthesis of β -mannopyranosides by intramolecular aglycon delivery. *Synlett* **1992**, 759-761.
80. Barresi, F.; Hindsgaul, O. Synthesis of β -mannopyranosides by intramolecular aglycon delivery. *J. Am. Chem. Soc.* **1991**, *113*, 9376-9377.
81. Stork, G.; La Clair, J. J. Stereoselective synthesis of β -mannopyranosides via the temporary silicon connection method. *J. Am. Chem. Soc.* **1996**, *118*, 247-248.
82. Stork, G.; Kim, G. Stereocontrolled synthesis of disaccharides via the temporary silicon connection. *J. Am. Chem. Soc.* **1992**, *114*, 1087-1088.
83. The term "contra-thermodynamic" designates diastereomers that are energetically strongly disfavoured and consequently, cannot be accessed under reversible kinetics or thermodynamic conditions. For remarkable recent examples of stereoselective syntheses of contra-thermodynamic spiroketal frameworks, see ref. [84] and [85].
84. Takaoka, L. R.; Buckmelter, A. J.; LaCruz, T. E.; Rychnovsky, S. D. Rational synthesis of contra-thermodynamic spiroacetals by reductive cyclizations. *J. Am. Chem. Soc.* **2005**, *127*, 528-529.
85. La Cruz, T. E.; Rychnovsky, S. D. Synthesis of the spirofungin B core by a reductive cyclization strategy. *Org. Lett.* **2005**, *7*, 1873-1875.
86. Müller, M.; Huchel, U.; Geyer, A.; Schmidt, R. R. Efficient intramolecular glycosylation supported by a rigid spacer. *J. Org. Chem.* **1999**, *64*, 6190-6201.
87. Jung, K. -H.; Müller, M.; Schmidt, R. R. Intramolecular *o*-glycoside bond formation. *Chem. Rev.* **2000**, *100*, 4423-4442.
88. Müller, M.; Schmidt, R. R. Synthesis of trisaccharides and tetrasaccharides by means of intramolecular glycosylation supported by rigid spacers. *Eur. J. Org. Chem.* **2001**, 2055-2066.
89. Rubio, E. M.; Ortiz Mellet, C.; García Fernández, J. M. Carbohydrate-derived spiroketals: stereoselective synthesis of di-D-fructose dianhydrides via intramolecular aglycon delivery. *Org. Lett.* **2003**, *5*, 873-876.
90. Rubio, E. M.; García-Moreno, M. I.; Balbuena, P.; Lahoz, F. J.; Álvarez, E.; Ortiz Mellet, C.; García Fernández, J. M. Spacer-mediated synthesis of contra-thermodynamic spiroacetals:

- stereoselective synthesis of C_2 -symmetric difructose dianhydrides. *J. Org. Chem.* **2006**, *71*, 2257-2266.
91. Rubio, E. M.; García-Moreno, M. I.; Balbuena, P.; Ortiz Mellet, C.; García Fernández, J. M. Rigid spacer-mediated synthesis of bis-spiroketal ring systems: stereoselective synthesis of nonsymmetrical spiro disaccharides. *Org. Lett.* **2005**, *7*, 729-731.
 92. Louis, F.; García-Moreno, M. I.; Balbuena, P.; Ortiz Mellet, C.; García Fernández, J. M. Spacer-Mediated Synthesis of Bis-Spiroketal Disaccharides: Nonsymmetrical Furanose-Pyranose Difructose Dianhydrides. *Synlett* **2007**, 2738-2742.
 93. Louis, F.; García-Moreno, M. I.; Balbuena, P.; Ortiz Mellet, C.; García Fernández, J. M. Stereoselective synthesis of nonsymmetrical difructose dianhydrides from xylylene-tethered D-fructose precursors. *Tetrahedron* **2008**, *64*, 2792-2800.
 94. Shlubach, H. H.; Knoop, H. Tests about natural polylavane. V. The carbohydrates of Jerusalem artichoke II. *Justus Liebigs Ann. Chem.* **1933**, *504*, 19-30.
 95. Uchiyama, T.; Niwa, S.; Tanaka, K. Purification and properties of *Arthrobacter ureafaciens* inulase II. *Biochim. Biophys. Acta* **1973**, *315*, 412-420.
 96. Tanaka, K.; Uchiyama, T.; Ito, A. Formation of di-D-fructofuranose 1,2':2,3' dianhydride from inulin by an extracellular inulase of *Arthrobacter ureafaciens*. *Biochim. Biophys. Acta* **1972**, *284*, 248-256.
 97. Uchiyama, T. *Science and technology of fructans*. Suzuki, M.; Chattertown, N. J., Eds.; CRC: Boca Raton, Florida, 1993; pp 170-190.
 98. Saito, K.; Tomita, F. Difructose anhydrides: Their mass-production and physiological functions. *Biosci. Biotechnol. Biochem.* **2000**, *64*, 1321-1327.
 99. Kawamura, M.; Uchiyama, T. Chemistry and production of di-D-fructose dianhydrides. In *Recent advances in fructooligosaccharides research*. Norio, S.; Nouredine, B.; Shuichi, O., Eds.; Research Signpost: Kerala, India, 2007; pp 273-296.
 100. Uchiyama, T. Action of *Arthrobacter ureafaciens* inulinase II on several oligofructans and bacterial levans. *Biochim. Biophys. Acta* **1975**, *397*, 153-163.
 101. Tanaka, K.; Kawaguchi, H.; Ohno, K.; Shohji, K. Enzymic formation of difructose anhydride IV from bacterial levan. *J. Biochem.* **1981**, *90*, 1545-1548.
 102. Tanaka, K.; Uchiyama, T.; Yamamuchi, K.; Suzuki, Y.; Hashiguchi, S. Formation of a di-D-fructose dianhydride from levan by *Arthrobacter ureafaciens*. *Carbohydr. Res.* **1982**, *99*, 197-204.
 103. Tanaka, K.; Karigane, T.; Yamaguchi, F.; Nishikawa, S.; Yoshida, N. Action of levan fructotransferase of *Arthrobacter ureafaciens* on levanoligosaccharides. *J. Biochem.* **1983**, *94*, 1569-1578.
 104. Nomenclature Committee of the International Union of Biochemistry and Molecular Biology, 2004, Supplement 10, <http://www.chem.qmul.ac.uk/iubmb/enzyme/supplements/sup2004>
 105. Seki, K.; Haraguchi, K.; Kishimoto, S.; Kobayashi, S.; Kainuma, K. Production of a novel inulin fructotransferase (DFA I-producing) by *Arthrobacter globiformis* S14-3. *Starch-Stärke* **1988**, *40*, 440-442.

106. Seki, K.; Haraguchi, K.; Kishimoto, S.; Kobayashi, S.; Kainuma, K. Purification and properties of a novel inulin fructotransferase (DFA I-producing) from *Arthrobacter globiformis* S14-3. *Agric. Biol. Chem.* **1989**, *53*, 2089-2090.
107. Kushibe, S.; Sashida, R.; Morimoto, Y.; Ohkishi, H. Purification and characterization of a di-D-fructofuranose 1,2':2,1'-dianhydride producing enzyme from *Streptomyces* sp. MCI-2524. *Biosci. Biotechnol. Biochem.* **1993**, *57*, 2054-2058.
108. Haraguchi, K.; Yoshida, M.; Ohtsubo, K. Purification and properties of a heat-stable inulin fructotransferase from *Arthrobacter ureafaciens*. *Biotechnol. Lett.* **2003**, *25*, 1049-1053.
109. Haraguchi, K.; Yoshida, M.; Yamanaka, T.; Ohtsubo, K. Purification and characterization of a heat stable inulin fructotransferase (DFA I-producing) from *Arthrobacter pascens* a62-1. *Carbohydr. Polym.* **2003**, *53*, 501-505.
110. Manley-Harris, M.; Nicholson, B. K.; Thompson, R. A. The structure of hexa-*O*-acetyl- α -D-fructofuranose- β -D-fructofuranose 1,2':2,6'-dianhydride. *J. Carbohydr. Chem.* **2003**, *22*, 1-8.
111. Matsuyama, T.; Tanaka, K.; Uchiyama, T. Isolation and identification of the *Aspergillus fumigatus* difructose dianhydride. *Agric. Biol. Chem.* **1991**, *55*, 1413-1414.
112. Yokota, A.; Hirayama, S.; Enemoto, K.; Miura, Y.; Takao, S.; Tomita, F. Production of inulin fructotransferase (depolymerizing) by *Arthrobacter* sp. H65-7 and preparation of DFA III from inulin by the enzyme. *J. Ferment. Bioeng.* **1991**, *72*, 258-261.
113. Yokota, A.; Enemoto, K.; Tomita, F. Purification and properties of an inulin fructotransferase (depolymerizing) from *Arthrobacter* sp. H65-7. *J. Ferment. Bioeng.* **1991**, *72*, 262-265.
114. Saito, K.; Goto, H.; Yokota, A.; Tomita, F. Purification of levan fructotransferase from *Arthrobacter nicotinovorans* GS-9 and production of DFA IV from levan by the enzyme. *Biosci. Biotechnol. Biochem.* **1997**, *61*, 1705-1709.
115. Haraguchi, K.; Yoshida, M.; Ohtsubo, K. Thermostable inulin fructotransferase (DFA III-producing) from *Arthrobacter* sp. L68-1. *Carbohydr. Polym.* **2005**, *59*, 411-416.
116. Haraguchi, K.; Yoshida, M.; Ohtsubo, K. Inulin fructotransferase (DFA III-producing) from *Leifsonia* sp. T88-4. *Carbohydr. Polym.* **2006**, *66*, 75-80.
117. Cha, J.; Park, N. H.; Yang, S. J.; Lee, T. H. Molecular and enzymatic characterization of a levan fructotransferase from *Microbacterium* sp. AL-210. *J. Biotechnol.* **2001**, *91*, 49-61.
118. Jang, K.-H.; Ryu, E.-J.; Park, B.-S.; Song, K.-B.; Kang, S. A.; Kim, C. H.; Uhm, T.-B.; Park, Y.-I.; Rhee, S.-K. Levan fructotransferase from *Arthrobacter oxydans* J17-21 catalyzes the formation of the di-D-fructose dianhydride IV from levan. *J. Agric. Food. Chem.* **2003**, *51*, 2635-2636.
119. Jang, K.-H.; Jang, E.-K.; Kim, S. H.; Kim, I.-H.; Kang, S. A.; Koh, I.; Park, Y.-I.; Kim, Y.-J.; Ha, S.-D.; Kim, C. H. High-level production of low-branched levan from *Pseudomonas aurantiaca* S-4380 for the production of di- β -D-fructose dianhydride IV. *J. Microbiol. Biotechnol.* **2006**, *16*, 102-108.
120. Jang, E.-K.; Jang, K.-H.; Koh, I.; Kim, I.-H.; Kim, S. H.; Kang, S. A.; Kim, C. H.; Ha, S.-D.; Rhee, S.-K. Molecular characterization of the levansucrase gene from *Pseudomonas aurantiaca* S-4380 and its expression in *Escherichia coli*. *J. Microbiol. Biotechnol.* **2002**, *12*, 603-609.
121. Takesue, N.; Sone, T.; Tanaka, M.; Tomita, F.; Asano, K. Production of di-D-fructofuranosyl-2,6':6,2'-anhydride (DFA IV) by recombinant *Bacillus subtilis* carrying heterogenous levan

- fructotransferase from *Arthrobacter nicotinovorans* GS-9. *Enzyme Microb. Tech.* **2007**, *41*, 673-676.
122. Saito, K.; Sumita, Y.; Nagasaka, Y.; Tomita, F.; Yolota, A. Molecular cloning of the gene encoding the di-D-fructofuranose 1,2':2,3' dianhydride hydrolysis enzyme (DFA IIIase) from *Arthrobacter* sp. H65-7. *J. Biosci. Bioeng.* **2003**, *95*, 528-540.
 123. Haraguchi, K.; Mori, S.; Kiyoshi, H. Cloning of inulin fructotransferase (DFA III-producing) gene from *Arthrobacter globiformis* C11-1. *J. Biosci. Bioeng.* **2000**, *89*, 590-595.
 124. Eun-Kyung, J.; Jang, K.-H.; Koh, I.; Kim, I.-H.; Kim, S.-H.; Kang, S. A.; Kim, C. H.; Ha, S.-D.; Rhee, S.-K. Molecular characterization of the levansucrase from *Pseudomonas aurantiaca* S-4380 and its expression in *Escherichia coli*. *J. Microbiol. Biotechnol.* **2002**, *12*, 603-609.
 125. Sakurai, H.; Yokota, A.; Tomita, F. Molecular cloning of an inulin fructotransferase (depolymerizing) gene from *Arthrobacter* sp. H65-7 and its expression in *Escherichia coli*. *Biosci. Biotechnol. Biochem.* **1997**, *61*, 87-92.
 126. Saito, K.; Yokota, A.; Tomita, F. Molecular cloning of levan fructotransferase gene from *Arthrobacter nicotinovorans* GS-9 and its expression in *Escherichia coli*. *Biosci. Biotechnol. Biochem.* **1997**, *61*, 2076-2079.
 127. Lim, S.; Lee, K.-Y.; Lee, Y.-B.; Song, K.-B. Immobilization of levan fructotransferase for the production di-fructose anhydride from levan. *Biotechnol. Lett.* **2001**, *23*, 1335-1339.
 128. Haraguchi, K.; Yamanaka, T.; Ohtsubo, K. Purification and properties of a heat stable inulin fructotransferase (DFA III-producing) from *Arthrobacter* sp. T13-2. *Carbohydr. Polym.* **2002**, *50*, 117-121.
 129. Jahnz, U.; Schubert, M.; Baars-Hibbe, H.; Vorlop, K.-D. Process for producing the potential food ingredient DFA III from inulin: screening, genetic engineering, fermentation and immobilization of inulase II. *Int. J. Pharm.* **2003**, *256*, 199-206.