

THE ROLE OF MONEY IN MONETARY POLICY MAKING

Klaus Masuch*
European Central Bank

Sergio Nicoletti-Altimari*
European Central Bank

Huw Pill†
Graduate School of Business Administration
Harvard University

Massimo Rostagno*
European Central Bank

May 2003

Abstract:

In this paper, the conceptual and empirical bases for the role of monetary aggregates in monetary policy making are reviewed. It is argued that money can act as a useful information variable in a world in which a number of indicators are imperfectly observed. In this context, the paper discusses the role of a reference value (or benchmark) for money growth in episodes of heightened financial uncertainty. A reference value for money growth can also act as an anchor for expectations and policy decisions to prevent divergent dynamics, such as the spiraling of the economy into a liquidity trap, which can occur under simple interest rate rules for policy conduct. The paper concludes that using information included in monetary aggregates in monetary policy decisions can provide an important safeguard against major policy mistakes in the presence of model uncertainty.

JEL classification: E5, E58, E52, E41.

Keywords: Monetary policy; monetary aggregates; reference value.

* European Central Bank, D-60666 Frankfurt, Germany. Tel: + 49 69 1344 0. E-mail: massimo.rostagno@ecb.int.

† Morgan 279, Harvard Business School, Boston, MA 02163, United States of America. Tel: + 1 617 495-6788. E-mail: hpill@hbs.edu.

An earlier version of this paper was presented at the AEA meetings in Atlanta, 4-6 January 2002. It is forthcoming as a BIS Working Paper (May 2003). We are grateful to C. Brand, D. Gerdesmeier, V. Gaspar, M. Goodfriend, H.-J. Klöckers, G. Korteweg, R. Motto, P. Moutot, F. Smets and C. Willeke for very helpful comments. The views expressed in this paper are those of the authors and do not necessarily reflect those of either the European Central Bank or the Eurosystem.

1. Introduction

Inflation is a monetary phenomenon. Monetary growth in excess of increases in the public's demand for money balances will eventually decrease the purchasing power of money or, equivalently, raise the general price level. The long-term relationship between money and prices has been a cornerstone of monetary economics for several centuries (e.g., Hume, 1752) and has been documented for many countries and many eras (e.g., McCandless and Weber, 1995).

While recognition of this empirical regularity is almost ubiquitous within the economics profession, substantial controversy persists about the usefulness of the relationship between money and price in understanding, predicting and controlling inflation, and thus about its relevance for the design and implementation of monetary policy. Such controversy continues to be reflected in the ongoing debate about the appropriate design of monetary policy strategies.

Following the unacceptably high rates of inflation observed during the 1970s, many leading central banks adopted intermediate targets for monetary growth as the centrepiece of their monetary policy strategies. However, in the more benign inflationary environment of the 1990s, the role played by monetary aggregates in the policy framework of many central banks has diminished. By the end of the century, Laurence Meyer (2001), a member of the Federal Reserve System's Board of Governors, was able to assert "*... money plays no role in today's consensus macro model, and it plays virtually no role in the conduct of monetary policy, at least in the United States.*" Nonetheless, other central banks give monetary analysis a much more important role in their formulation of monetary policy. Notably, the European Central Bank (ECB) has accorded "*a prominent role to money*" within its monetary policy strategy (ECB, 1999a,b; Issing, et al., 2001).

To the casual observer, the suggestion that monetary developments are not an important component of monetary policy-making sounds odd. As reflected in ECB (2000), Selody (2001) and King (2002), central banks generally adopt the view that monetary developments should not be ignored since – at a minimum – they offer an additional source of information which can help improve the robustness of monetary policy decisions (cf. Pill, 2001). This notwithstanding, much – although not all – recent academic discussion of monetary policy has neglected or ignored monetary aggregates.¹ This contrasts with the seminal work of monetarist economists such as Milton Friedman, who saw monetary dynamics as central to understanding the inflation process (e.g., Friedman and Schwartz, 1963). In the light of the contrast between these two branches of the literature, the prominent role of money in the ECB's monetary policy strategy² has been the subject of an ongoing debate in both academic and policy circles.

¹ Analysis conducted in the context of strategies based on inflation targeting or Taylor rules are illustrative of this approach.

² The reference value and monetary analysis more generally form the money pillar of the ECB's strategy (ECB, 1999a, 2000). The ECB points out that monetary analysis and the respective models have always to be seen in conjunction

Against the background of a more general discussion of the role of money and monetary analysis in monetary policy making, this paper discusses conceptual and empirical aspects of the role of money in the conduct of monetary policy. Three related aspects – which are not mutually inconsistent – of the role of money in monetary policy making can be distinguished.

First, monetary aggregates might be useful to proxy for variables that are unobservable or observable only with time lags. Thereby money can contribute information for assessing the appropriate stance of monetary policy, which is not included in simple interest rate rules. A simple comparison between the short term rate maneuvered by the central bank and some conventional interest rate benchmark, say based on a Taylor rule, may often be a very inaccurate measure of the prevailing monetary conditions as perceived by market participants.. There are at least two dimensions to this signaling and proxying role of money. One such dimension is related to the fact that the construction of summary indicators for economic slack or overheating is subject to considerable dispute. Therefore, policymakers' knowledge of the output gap may not at all be superior to their knowledge of money velocity behaviour, and so they may find it useful to consult money-growth data as an early indicator of the prevailing economic conditions. Another aspect of money as an incremental gauge of the posture of policy becomes apparent in times of financial turbulence.

Second, and related to the above discussion, money may play an important structural role in the transmission mechanism of monetary policy to the price level. The importance of such transmission channels is essentially an empirical question, and may vary over time or even prove to be episodic. As discussed by King (2002), money and credit would play an important role if imperfections in the financial sector (i.e. borrowing and liquidity constraints) permit changes in the structure of balance sheets to influence yields and spreads in a manner that is relevant for intertemporal economic behaviour, such as pricing, consumption, saving and investment decisions.³ Should such effects prove important, neglecting monetary dynamics in the formulation of monetary policy decisions will come at a potentially large cost. Some commentators cite the recent prolonged Japanese recession as an example of such costs, on the basis that asset market dynamics in Japan were driven or accommodated by a monetary policy that neglected monetary and financial developments.

Finally, money can provide a nominal anchor for the economy. A monetary policy that responds to monetary developments – in addition to the fundamental shocks which hit the economy from

with the second pillar of the ECB's monetary policy strategy, which uses the analysis of other economic and financial indicators and models for the support of monetary policy decisions. Much of the academic criticism of ECB's assignment of a prominent role has arisen in the context of the so-called "new neoclassical synthesis" view of the macroeconomy (Goodfriend and King, 1997). In this context, monetary aggregates are not seen as playing an active role in the transmission mechanism of monetary policy and, as such, should not play an important role – still less a "prominent role" – in the formulation of monetary policy decisions.

³ Note that situation constitutes a violation of the Modigliani / Miller theorem, which states that the financial structure of a firm or household should not affect its value and thus its economic decisions and behavior.

time to time – can help to rule out destabilising explosive paths for inflation expectations that could be triggered and sustained by self-fulfilling expectations.

Of course, experience in the conduct of monetary policy over many decades has demonstrated that reliable guideposts come and go, sometimes requiring policy makers to review and adjust their theories, procedures and operating methods. This notwithstanding, there are many reasons why the role of money in monetary policy making has proved durable. The remainder of the paper, in reviewing these reasons, is organised as follows.

Section 2 surveys the empirical properties of money, focusing on results for the euro area. While much of the evidence relates to the indicator properties of monetary dynamics for inflation (rather than investigating structural models of the transmission mechanism), this section nevertheless offers broad empirical support for the incorporation of monetary analysis into the monetary policy making process.

Section 3 reviews a number of conceptual arguments in favour of assigning a prominent role to money in the formulation of monetary policy. In large part, these arguments follow from the view that money provides a nominal anchor to the economy, which helps avoid instability in the economy by ruling out indeterminacy or ambiguity in the determination of the price level.

Section 4 discusses how monetary analysis can be combined with analysis of demand and supply interactions and cost pressures to arrive at a single policy decision regarding the level of short-term interest rates. This discussion takes as its starting point uncertainty about the role of money in the transmission mechanism of monetary policy. A well-designed monetary policy should acknowledge this uncertainty, but nevertheless ensure that monetary developments are not ignored or neglected in the design of policy decisions.

While this paper cannot (and does not attempt to) resolve all issues related to the role of monetary developments in formulating monetary policy, it does provide empirical, conceptual and practical support for assigning money an important role in monetary policy decisions in the euro area. These are summarized briefly in Section 5, which offers some brief concluding remarks.

2. Empirical foundations

Since the ECB and the single monetary policy have been assigned the primary objective of maintaining price stability in the euro area, monetary developments should only influence monetary policy decisions insofar as they provide information that furthers the achievement of that objective. In other words, monetary developments are important for monetary policy decisions to the extent that they cause, help to predict or are otherwise associated with price developments such that they should play a role in monetary policy decisions.

Ideally, the relationship between monetary and price developments would be explored in the context of a structural model with well-developed micro-foundations. Unfortunately, notwithstanding ensuing discussion, structural models of monetary and financial interactions that are both sufficiently empirically relevant and conceptually appealing to be used as a guide to monetary policy decisions have yet to be developed. While considerable progress is being made in the field of monetary dynamic general equilibrium (DGE) models, their practical relevance for policy making awaits further tests.

Consequently, in practice, empirical assessments of the relationship between money and prices are based on semi-structural or reduced form models such as money demand equations, VARs or reduced form indicator relationships. The remainder of this section reviews the application of such approaches to euro area data.

a) Stability of the relationship between money and prices

The stability of the relationship between the money stock and the price level is typically evaluated in the context of a money demand equation, which relates money to prices and other key macroeconomic variables (such as real income and interest rates). Stability is assessed using cointegration techniques (Engle and Granger, 1987; Johansen and Juselius, 1990), which test whether a stable long-run relationship among the levels of the variables exists.

A number of such studies have been undertaken on euro area data. Since cointegration techniques require long data samples, these investigations rely largely on data for the euro area prior to Monetary Union constructed from pre-existing national monetary series. In addition to the usual concerns regarding the stability of economic relationships in the face of a regime change such as the introduction of the single monetary policy, the empirical analysis thus faces additional, though unavoidable, uncertainties regarding the quality of the data and the appropriate aggregation technique.⁴

Three major studies of the demand for the broad monetary aggregate M3 in the euro area have been prepared and published by ECB staff (Coenen and Vega, 1999; Brand and Cassola, 2000; Calza et al. 2001).⁵ The main results of these papers are summarized in Table 1. While the approaches vary in detail,⁶ all three studies find a stable long-run demand for euro area M3, i.e. a cointegrating

⁴ However, these concerns apply to all data series for the euro area in the period prior to the introduction of the euro. In practice, the quality of the monetary data is thought to be at least as high as other series.

⁵ Euro area M3 is defined as the following liabilities of euro area monetary financial institutions (MFIs) held by euro area residents: currency in circulation; overnight deposits; deposits with agreed maturity up to 3 years; deposits redeemable at notice up to 3 months; repurchase agreements; money market fund shares/units and money market paper; and, debt securities with maturity up to 2 years.

⁶ Such as in the choice of interest rates used to measure the opportunity cost of holding money, in the aggregation technique used to construct the euro area back data, in the sample period investigated or in the specification of the equation.

relationship involving money, the price level, national income and some opportunity cost variables is obtained.⁷ The intuition behind this finding is powerfully illustrated in Chart 1, which shows the income velocity of circulation for euro area M3 in the period 1980-2001. The steady and smooth decline in M3 velocity over this period reflects the stability of the estimated money demand equations.

Therefore, in contrast to some results obtained in other G7 economies (such as the United Kingdom and the United States), the evidence in favour of a simple and stable long-run relationship between broad money and the price level in the euro area over the last two decades appears robust.⁸

Stracca (2001) has also investigated the properties of a Divisia monetary aggregate for the euro area. Divisia aggregates weight the different components of monetary aggregates according to their “moneyness”, with the weights being related to the opportunity cost associated with holding the monetary asset rather than a non-monetary asset bearing a market return. Stracca finds a stable demand for a euro area Divisia monetary aggregate, thereby demonstrating the robustness of the results outlined above to different aggregation techniques.

All in all, the stability of euro area money demand relationships suggests that a path for the evolution of the money stock can be derived which, conditional on developments in other macroeconomic variables, is consistent with the maintenance of price stability over the medium term.

b) Leading indicator properties of money for price developments and macroeconomic outcomes

Given the lags in monetary transmission, a monetary policy aimed at the maintenance of price stability must be forward-looking. Leading information on future price developments is therefore crucial. Current monetary developments may contain information about future price developments, i.e. money may be a leading indicator of inflationary or deflationary pressures. It is important that such forward-looking information is incorporated into the monetary policy making process.

Money may also contain leading information on other macroeconomic variables that – although not constituting the ultimate objective of monetary policy – will influence the future course of the economy and, eventually, price developments. Such information is also central to monetary policy decisions, since it will influence the magnitude and timing of policy actions.

⁷ More recent stability tests have confirmed the long-run stability conditions of the demand for M3 in the euro area. See, among others, Brand *et al.* (2002) and Bruggeman *et al.* (2003).

⁸ These results support the a priori intuition that the demand for broader monetary aggregates is more likely to be stable than that of narrow monetary aggregates, since the former internalise the substitution between different categories of monetary asset that may create instabilities in the latter. This notwithstanding, money demand equations for euro area M1 also show surprising stability, albeit with less conventional specifications. Stracca (2000) investigates various specifications for the opportunity cost term and finds that a stable demand for M1 can be estimated if the interest rate semi-elasticity is allowed to vary with the level of interest rates.

Several studies by the staff of the ECB have investigated the leading indicator properties of monetary developments in the euro area. For example, in the context of the money demand studies reported above, Brand and Cassola (2000) find that neither inflation nor aggregate demand are weakly exogenous to their money demand system, suggesting that monetary developments will help to predict these variables. Trecroci and Vega (2000) extend the Coenen / Vega money demand framework and also find that money helps predict future inflation.⁹ Broadly speaking, these results are consistent with those reported by Gerlach and Svensson (2002) for euro area M3. In the context of a P* model (Hallman, et al., 1991), Gerlach and Svensson show that the so-called real money gap – a measure of the monetary disequilibrium relative to a stable long-run money demand equation – helps to predict future price developments.

A comprehensive assessment of the leading indicator properties of money in the euro area is offered by Nicoletti-Altimari (2001). Following the approach proposed by Stock and Watson (1999) for forecasting inflation in the United States, this study focuses on the out-of-sample forecasting performance of potential indicator variables.

A brief summary of the main results from this paper is presented in Table 2. The numbers in the table show the ratio of the forecast errors of a specific indicator model relative to those of a benchmark model, which captures inflation as a pure autoregressive process. A number greater than one therefore indicates a poor model, while a number less than one is associated with a model that performs better than the benchmark.

Using Table 2 (and, more generally, Nicoletti-Altimari's (2001) results), a number of conclusions can be drawn. First, there is considerable evidence that including monetary indicators improves the out-of-sample forecasting performance of a pure autoregressive model of price developments. Second, the performance of money-based indicators relative to other indicators (such as estimates of the output gap or cost pressures) improves as the horizon of the forecast lengthens. Third, it is noteworthy that (nominal) M3 growth offers the best relative forecast performance at the longest (three-year ahead) horizon. Finally, various other monetary indicators – including measures of monetary growth, estimates of monetary disequilibrium (like the P* indicator) and indicators based on the components (e.g. M1, M2) and counterparts (notably loans to the private sector) of the broad monetary aggregate M3 – also appear to exhibit leading indicator properties for price developments. As a result, a composite monetary indicator which combines information from all these measures could be constructed which would outperform any individual measure.¹⁰

These results point to monetary developments being an important indicator of medium-term trends in price dynamics in the euro area. Given the necessarily medium-term orientation of

⁹ For a review of the monetary tools used at the ECB, see ECB (2001a) and Masuch *et al* (2001).

¹⁰ Very favorable leading indicator properties of broad monetary aggregates for inflation developments at medium term horizons in the euro area are also found by Gottschalk et al. (1999) and Cristadoro et al. (2001).

monetary policy,¹¹ they suggest that monetary indicators should be given an important role. On the basis of the indicator results, one can construct money-based forecasts of future price developments. Although, as with any single forecast, these money-based projections do not provide a sufficient basis for monetary policy decisions,¹² such information can be an important input to the monetary policy process, e.g. for cross-checking results obtained on the basis of structural macro-econometric models.

Other studies (reported briefly in Masuch, et al., 2001) also point to money having leading indicator properties for other key macroeconomic variables. In particular, annual growth rates of M1 have been found to help predict future developments in real activity about one-year ahead.¹³

This discussion therefore suggests that – at least on the basis of euro area monetary aggregates – empirical support exists for the following assertions: First, a stable long-run relationship between money, prices and a small number of other key macroeconomic variables exists; second, monetary developments are leading indicators of future price developments, especially at longer horizons.

c) Money as a proxy for unobserved variables: the output gap

Research on Taylor rules has emphasised the importance of ‘real time’ data uncertainty for monetary policy decisions. In particular, a number of studies of the United States have found that uncertainty arising from revisions to output gap and inflation estimates may lead to a significant deterioration in the performance of Taylor-like monetary policy rules (Orphanides, 2000). Less energy has been devoted to investigating money’s potential role as an information variable in this context. However, if measures of money are subject to fewer revisions – and on average of lesser magnitude than estimates of real output – monetary aggregates may play a significant role in providing timely and ‘steady hand’ information about the current state of the economy.

In a recent paper, Coenen, et al. (2001) pursue this avenue of research. In a model with rational expectations, nominal inertia and an apparently totally passive status of money – along the lines of the New Keynesian benchmark model discussed in Section 3 below – monetary developments are

¹¹ Implied by Friedman’s famous “long and variable lags” in the transmission mechanism of monetary policy actions to the price level.

¹² In particular, since the money-based projections are not derived from a structural model of the economy, they do not offer a basis for calibrating the magnitude of the appropriate interest rate response to counter emerging inflationary or deflationary pressures.

¹³ In addition to the formal econometric studies discussed above, central banks’ staff normally undertake a regular detailed analysis of monetary data. This analysis extracts the information from monetary developments that is relevant for monetary policy decisions, and thus tries to identify special factors or portfolio shifts which distort the relation between money and prices. A detailed discussion of the framework used for this analysis in the case of the ECB – including the judgmental and institutional analysis that complements econometric techniques – is provided in Masuch, et al. (2001). It is noteworthy that central bank staff who closely monitor developments in financial and banking markets are often in a position to interpret and correct “headline” monetary developments using “off-model” information that is not incorporated into econometric studies. Such analysis therefore often adds to the policy-relevant information in monetary developments, extending their relevance beyond what would be suggested by the econometric studies reported above alone.

shown to be of great help to the policy maker, since money balances react to the ‘true’ level of income, whereas the central bank is assumed to receive only a noisy measure of output. To be sure, the extent to which monetary data enhance the available information set depends crucially on the effort that monetary authorities exert in collecting monetary statistics and undertaking monetary analysis.

d) Money as a proxy for unobserved variables: monetary and financial conditions

The money stock can serve as a proxying index also along a different dimension. In a recent paper, Nelson (2002) emphasises the effects of monetary policy upon a whole ‘spectrum of rates’ – over and above that manoeuvred by the central bank – as the driving force within the transmission mechanism. However, a large part of the complete set of yields that matter for aggregate demand is unobservable to monetary authorities. Hence, if the demand for money can be thought of as a function of a broad set of yields besides those observed in securities markets, then movements in money aggregates would convey information that the central bank would not otherwise be able to extract from alternative indicators.

In fact, the historical association between protracted episodes of money growth in excess of some sustainable reference rate and the build-up of financial imbalances and asset price bubbles can probably be interpreted in this light. In periods of financial turbulence the implicit rate at which market participants discount future expected earnings from asset portfolios may vary in ways that are both unpredictable and unobservable to monetary authorities. In these circumstances, a simple comparison between the short term rate manoeuvred by the central bank and some interest rate benchmark, say based on a Taylor rule, may not be an accurate measure of the prevailing monetary conditions as perceived by market participants. By contrast, monetary quantities – primarily due to their link to credit – have a powerful (incremental) role to play as indicators of the actual stance.

Issing (2002) brings some suggestive evidence to this effect. He analyses three past episodes which, in hindsight, are regarded as having involved large, if unintentional, monetary policy mistakes. In all three cases he investigates whether a policy taking the quantity theoretic equation seriously, and using a money stock indicator as a gauge for the prevailing conditions, could have been instrumental in yielding a better macroeconomic outcome.

Chart 2, which we borrow from that contribution, depicts the evolution of some key indicators in the 1920s and early 1930s in the US in the face of a major build-up and subsequent collapse of equity prices. The excess money measure used in the Chart is defined as the difference between the actual growth rate of nominal broad money and the rate that would be implicit in the

quantity relation with real income growing at its potential rate, inflation at the central bank's implicit objective, and velocity at its long-term trend.¹⁴

Notwithstanding its purely descriptive nature, this exercise is instructive. It suggests that a quantity measure would have conveyed information which was not forthcoming from a pure analysis of the interest rate used by the Fed in its operations. It shows that, had the Fed looked at a measure of excess money growth, had it not rejected the then novel normative framework offered by the quantity theory of the business cycle, it would have probably realised that monetary policy was too lax, not too tight, for much of the 1920s.¹⁵ Intriguingly, the measure of excess money growth appears to move in sympathy with the profile of the histograms which represent the growth rates of real stock prices in New York. It becomes positive – and significantly so – in those years in which the market is most buoyant. And it turns negative when the market pauses or falls. Perhaps, one can conclude, money was growing too fast in the years immediately preceding the crash, compared to the long-term necessities of an inflation-free economy operating at potential. Perhaps, that excess of monetary injection was spilling over into the purchase of financial assets. However, looking at the discount rate only, to the exclusion of the monetary indicator, and measuring the historical path of the discount rate against the benchmark provided by the Taylor rule, one would draw the opposite indication. The extent of the abrupt policy reversal in the first half of 1929, which many contemporary observers quote as a primary cause of the disorderly fall in the market, is also more apparent from the quantitative than the interest rate indicator.

A similar picture emerges from the Japanese data (Chart 3). While a Taylor rule would have signaled an appropriate-to-tight stance of policy until well into 1989, excess money was building up in the second half of the 1980s, finally at an accelerating pace.¹⁶ Apparently, the Bank of Japan had expressed early concerns that rapid money growth might predispose the 'dry wood' needed to set the asset market on fire. But probably no tightening – in excess to that already apparent in the data – could have been justified to the public on the back of persistently subdued inflation and growing measures of productivity. Again, it seems that a monetary policy gauge focused on inflation and a measure of slack only – to the neglect of money – would have failed to sound the alarm.

¹⁴ Excess money growth is defined as $\Delta_4 e = \Delta_4 m - [\Delta_4 p^* + \Delta_4 y^*] + \Delta_4 v^*$, where Δ_4 denotes the four-quarter difference operator and m , p^* , y^* and v^* stand for (logs of) the actual stock of M2, the price objective, real potential GDP, and long-term velocity of circulation, respectively. See the footnote to the Chart for further clarifications.

¹⁵ That the stance of policy may have been too lax in the later phase of the asset price build-up of the 1920s, besides being a long-standing contention of some prominent representatives of the Austrian School at the time, has been recently remarked by Bordo and Jeanne (2002).

¹⁶ B. McCallum (2000) confirms the good fit of a Taylor rule to the actual policy orientation of the Bank of Japan in the 1980s. He also finds that a rule involving a target for base money growth would have provided important insights to the policy-makers in those difficult circumstances.

Furthermore, alternative indicators, such as private credit, may at times outperform broad money in signaling that observed swings in asset prices are abnormal and may prelude to financial distress.¹⁷

Of course, at times shocks to money demand may obscure the message that money indicators convey. Therefore, it is crucial that central banks are able to filter crude monetary data in order to extract the underlying signal of future risks to prices.

3. Conceptual considerations

The basic theoretical justification for assigning a prominent role to money in a monetary policy strategy lies in the following fact: it is simply impossible to observe high and sustained inflation without systematic monetary accommodation. Similarly, a prolonged and substantial deflation requires monetary contraction.

What is meant by “monetary accommodation”? In the past, this concept has often been identified with a central bank’s adoption of an interest rate rule. In other words, rather than pursuing a quantitative target for money, the central bank sets an operational target for a nominal short-term interest rate. In a famous article, Sargent and Wallace (1975) challenged this practice on the basis that such a regime leaves the price level indeterminate and would thus tolerate (or even trigger) prolonged periods of high inflation.

However, following McCallum (1981), it was recognized that “monetary accommodation” was not synonymous with an interest rate rule *as such*. In particular, McCallum showed that an interest rate feedback rule would not lead to nominal indeterminacy if the rule was defined so as to have an impact on, say, the price level in the upcoming period. McCallum showed that monetary authorities could set monetary policy in terms of an interest rate, provided that the way in which the policy interest rate was maneuvered reflected a concern about the future evolution of some nominal magnitude.¹⁸

However, this line of analysis suggested that the ‘nominal magnitude’ did not necessarily need to be money. It led to the conclusion that central banks could adopt a policy rule whereby the policy interest rate fed-back from a set of endogenous variable indicators, but *not including money*. Such a

¹⁷ Alternative indicators, such as private credit, may at times outperform broad money in signaling that observed swings in asset prices are abnormal and may prelude to financial distress. The close correlation between domestic credit growth and the change in (a composite indicator of various) real asset prices is stressed in a recent contribution by C. Borio and P. Lowe (2002).

¹⁸ This insight was subsequently refined by Woodford (2002, Chapter 2), who argued that, in order to pin down prices, the central bank need not adjust its interest rate instrument in response to *nominal* quantities. All that is needed is a reaction function linking the policy interest rate to *endogenous* variables. More on this below.

moneyless framework still provided the economy with the anchor that it needed for nominal values to be pinned down.¹⁹

Formulated in this manner, McCallum's result had far-reaching consequences for the theory and practice of monetary policy. It gave rise to the flourishing literature on interest rate rules for monetary policy, which constitute one building block of what Goodfriend and King (1997) have named "the new neoclassical synthesis" in macroeconomics. This framework maintains that it is, in general, possible to develop guidelines for monetary policy aimed at price stability without having to specify policy in terms of a monetary aggregate.

To be sure, the guiding principles stemming from this framework exhibit recognizable 'monetarist' features: they are wedded to neoclassical reasoning; they are built on the presumption that inflation is ultimately a monetary phenomenon, which can ultimately be governed by the central bank given the latter has the power to supply base money and thus to set the overnight interest rate; and, they recommend making low and stable inflation the primary objective of monetary policy. Nevertheless, this approach departs decisively from the heart of monetarism by rejecting the monetarists' practice of organizing monetary analysis largely in terms of the interplay between the supply of money and the demand for real balances.

Therefore, while recognizing the validity and robustness of the long-run link between monetary growth and inflation, prominent contributors to this branch of literature argue that money should not be assigned a special status in the monetary policy making process. Monetary policy should not pay special attention to developments in monetary aggregates because the observed long-run relationship between money and prices says nothing about the direction of causality running between them (Galí, 2001). In this context they argue that, paying excessive attention to monetary developments simply exposes monetary policy decisions unnecessarily to the vagaries of money demand.

Against this background, the scope of the remainder of Section 3 is rather limited. Working *within* the new neoclassical synthesis framework briefly outlined above, the section evaluates whether the strong policy conclusions drawn above are justified. This discussion is organized in two parts. First, we outline the basic new neoclassical synthesis model. Second, we show that within this environment a class of popular rules that do not include money can give rise to self-fulfilling fluctuations.

a) A non-monetarist model

An extremely simplified version of the new neoclassical synthesis model can be reduced to these three summary conditions.²⁰

¹⁹ Woodford (2002, Chapter 2), in particular, raises this point with force.

$$y_t = \gamma_0 - \gamma_1 (i_t - E_t \pi_{t+1}) + E_t y_{t+1} + e_t \quad (1)$$

$$\pi_t = \delta_0 E_t \pi_{t+1} + \delta_1 (y_t - y^*) + u_t \quad (2)$$

$$(m_t - p_t) = \eta_0 + \eta_1 y_t - \eta_2 i_t + z_t \quad (3)$$

where other than the short-term nominal interest rate under the control of the central bank, i_t and the inflation rate, π_t , all variables are expressed in logarithms. y_t is output; p_t is the price level, m_t is (base) money and e_t , u_t and z_t are stochastic error terms. $E_{t-1} \mathbf{x}_t$ represents the expectation of \mathbf{x}_t at time $t-1$, where t is (discrete) time.²¹

Equation (1) (with γ_0 and γ_1 both positive) is a dynamic stochastic IS curve which can be derived from the Euler condition associated with the representative household's savings decision by imposing standard market clearing conditions. It states that output y_t is related (negatively) to the contemporaneous real interest rate and (positively) to expectations of future output conditions.

Equation (2) (with $\delta_1 > 0$ and $0 < \delta_0 < 1$) is a forward-looking Phillips curve, which can be derived from optimal pricing decisions of monopolistically competitive firms facing constraints on the frequency of future price changes. The current rate of inflation responds to expectations of future inflation and the current level of resource utilization, as proxied by the output gap. Equation (3) is a money demand relation, which is obtained from the optimal marginal conditions on consumption and money holdings, assuming money provides liquidity services that are valued by the agent along with consumption goods. It states that real money balances vary positively with income and negatively with the nominal interest rate.

Expressions (1) and (2) are central to the new neoclassical synthesis view of macroeconomics. Assuming a household utility function that is additively separable between consumption and real money balances, these two equations describe the dynamics of inflation and output as a function of the short-term nominal interest rate *only*. Except for the nominal interest rate term appearing in (1), the system is block-recursive: the transmission mechanism of monetary policy operates solely via prices (the cost of borrowing), and not via quantities (e.g. the availability of credit or money holdings).

In principle, the first two equations could be made entirely autonomous, provided the interest rate maneuvered by the central bank is itself made insensitive to any magnitude which does not appear in either (1) or (2). A very general formulation of such a rule is provided below:

²⁰ Seminal examples of this line of thought can be found in Woodford (1997, 2002, Chapter 4), Goodfriend and King (1997), Clarida, et al. (1999, 2000) and McCallum (2001) and the rightly celebrated book by Taylor (1999).

²¹ The contemporaneous inflation rate is defined as $\pi_t = p_t - p_{t-1}$.

$$i_t = \Phi (y_t, E_t y_{t+1}, \pi_t, E_t \pi_{t+1}, e_t, u_t) \quad (4)$$

where, notably, the set of indicators deemed relevant for policy does not include $(m - p)_t$.

Assuming this policy rule performs well – in a sense to be made explicit shortly – “the monetary sector [becomes] basically an afterthought to monetary policy analysis. The familiar LM curve only serves the purpose of determining the quantity of money given the price level, real income, and the nominal interest rate” (Kerr and King, 1996). In this context, expression (3) would appear superfluous. It only serves to specify the quantity of money needed to clear the money market at the interest rate dictated by the policy rule. Monetary dynamics are thus irrelevant to the determination of price developments and should not concern a central bank aiming at price stability.

Taking these results at face value, the autonomous (or moneyless) policy rule (4) is both analytically convenient and capable of simplifying the task confronted by a central bank. However, this *prima facie* view is insufficient.

b) Is money useful as nominal anchor?

Technically, it is not sufficient to demonstrate that a moneyless rule exists which is *consistent* with a particular desired equilibrium. One has also to demonstrate that the desired outcome is the *unique* equilibrium associated with that rule. In other words, one has to demonstrate that the posited policy rule avoids situations in which the central bank, quite unintentionally, permits economic fluctuations (and, in particular, deviations from price stability) which arise solely from self-fulfilling expectations. If a policy rule were to tolerate these situations, not only would the response of the economy to exogenous (fundamental) shocks be indeterminate, but endogenous variables might also start reacting to random variables unrelated to the structure of the model (leading to ‘sunspot equilibria’ where outcomes are determined solely by self-fulfilling private expectations).

Such a situation would clearly pose a severe problem for central banks: Apparently well-designed rules would not ensure price stability, at least under a sufficiently wide range of conceivable circumstances. This observation is what motivates the quest for uniqueness of equilibria in monetary models and gives justification to the role money can play as a nominal anchor in monetary economies.

c) Two money-less rules

The literature has pursued two different specifications of the autonomous or moneyless policy rules discussed above.

c.i. Target rules in a linear-quadratic policy problem

According to the target rule approach, the interest rate rule for monetary policy is defined implicitly as the solution to an optimization problem facing the central bank. In the literature it is

often assumed that the central bank selects its interest rate policy by minimizing a loss function expressed in terms of the deviations of inflation and output from mandated objectives (π^* and y^*), taking the structure of the economy as given.

$$L = \frac{1}{2} E_t \left\{ \sum_{j=0, \infty} \beta^j [(\pi_{t+j} - \pi^*)^2 + \lambda (y_{t+j} - y^*)^2] \right\} \quad (5)$$

In most applications, the central bank finds the interest rate path which minimizes a quadratic loss function expressed in terms of deviations of objective variables from target (5), subject to the linear constraints (1) and (2) of the new neoclassical synthesis model (hence “linear-quadratic”).²² λ is the relative weight attached to output stabilization in the central bank’s policy preferences.²³ Can this linear-quadratic policy regime inoculate the economy against the risks of chronic instability which have been briefly described at the outset of sub-section 3(b)?

The answer is: Not always, at least under rational expectations. Under this regime, equation (4) takes the following form:

$$i_t = \chi_0 + \chi_1 e_t + \chi_2 u_t \quad (4a)$$

for an appropriate specification of the constant term χ_0 and the reaction coefficients χ_1 and χ_2 . However, as proved by Woodford (1999) and Svensson and Woodford (2003), the model defined by (1), (2) and (4a) admits a large multiplicity of bounded solutions in the hypothesis that private expectations fully internalize the authorities’ reaction function (4a) as part of the policy regime which they face. These include both solutions implying different equilibrium responses to fundamental shocks (e_t and u_t), and solutions involving responses by the central bank to non-fundamental states of the economy, such as sunspots in private expectations.

At root, this multiplicity result stems from: first, the rational expectations definition of an equilibrium, which, by itself, makes the economy particularly sensitive to revisions in expectations; and, second, the possibility that a policy of elastic currency leads the private sector to actually *act* on those expectations by drawing more or less money from the central bank at the fixed policy rate. In such an environment, a policy rule like (4a) – which specifies each period’s nominal interest rate as a function solely of exogenous states or shocks – does not provide the economy with a defense against off-equilibrium revisions in expectations.^{24 25}

²² Formulating the problem using this linear quadratic specification has presentational and computational advantages. In particular, it yields linear policy rules which are invariant to (additive) uncertainty, i.e. they exhibit so-called certainty equivalence. However, it is not sure whether such a loss function is a good approximation for central banks in practice. This is particularly relevant for central banks which have a price stability objective or a clear inflation target and no or only subordinated mandate to simultaneously contribute to output smoothing.

²³ The linear quadratic (or “target rule”) approach to monetary policy has been strongly advocated by Svensson (1999).

²⁴ Two issues related to the characterization of target rules given above need to be kept distinct. One issue is whether a reaction formula such as (4a), which results from the solution to the linear-quadratic dynamic programming problem represented by (1), (2) and (5), *can* be consistent with an optimal equilibrium in which inflation remains solidly

To conclude this sub-section, rules derived within the target rule framework (whereby the monetary authority reacts to the fundamental shocks hitting the economy) do not appear to pass the test of uniqueness. Rather, in extreme circumstances, they could lead to bursts of inflation deriving from self-fulfilling changes in expectations.²⁶

anchored around the target value π^* and inflation and output evolve solely as a function of the fundamental shocks identified in the structural representation of the model: e_t and u_t . A distinct issue is whether such situation is the *unique* possible non-explosive solution to the equilibrium conditions which can be supported by a reaction rule such as (4a). Or there may exist *other possible equilibria* which are equally consistent with (4a) but imply (undesirable) dynamics of the model state variables, whereby these variables fluctuate in unpredictable ways in response to the fundamental shocks (and, in addition, may also respond to non-fundamental shocks which have no analytical representation in the equations describing the structural dynamics of the model). In this respect, one should bear in mind that many numerical experiments available in the literature on the performance of target rules of the sort described in section *ci* are either conducted on the basis of backward-looking models, or – in case they use a purely forward-looking structure as in the text above – do not explicitly tackle the issue of uniqueness or, similarly, assume that private expectations do not internalize (4a) when forming expectations of policy action. An example of the first approach is Rudebusch and Svensson (1999), which will be further discussed in Section 4 below. An example of the second approach is Clarida *et al* (1999) and Jensen (2002a). These two papers are briefly discussed in footnote 28. It should also be borne in mind that the failure of a rule like (4a) to induce determinacy is not confined to the case of rational expectations. Evans and Honkapohja (2001) discuss the case in which private agents revise expectations according to an adaptive learning mechanism while the central bank solves its model under a rational expectations assumption. They show that in this case private expectational errors – due to learning – do not receive an adequate response by the central bank, which only reacts to the *fundamental* shocks, u_t , and e_t . Hence, expectational errors of the past tend to become ingrained and lead to a process of cumulative divergence of the economy from the rational expectations equilibrium.

²⁵ Woodford (2000b) discusses analytical ways to circumvent indeterminacy problems in purely forward-looking inflation targeting environments of the type expounded in this Section. These solutions generally involve recourse to optimal delegation schemes whereby the loss function assigned to the central bank is modified relative to the one which reflects the ‘true’ preferences of society – a function of quadratic deviations of output from potential and inflation from target, such as in (5) – by inclusion of additional lagged values of target variables. The purpose of these additions is to induce an implied reaction rule which makes the nominal interest rate a function of lagged endogenous variables in addition to the terms figuring in (4a). Dependence of the reaction function on such variables is a necessary – though not sufficient – condition for determinacy. Examples of such delegation schemes include the options of charging the central bank with stabilization of the price level – rather than inflation rate – as in Vestin (1999), and the proposals to include a nominal output growth term (Jensen, 2002b) or an interest rate smoothing term (Woodford, 1999) in the central bank’s assigned loss function. Svensson and Woodford (2003) take a step further by exploring history-dependent variants of inflation targeting which are inherently robust to multiplicity problems. They conclude that robustness of this kind can be achieved within an inflation forecast targeting universe only at the cost of contaminating the dynamic optimisation analytics of a pure targeting procedure with elements of commitment to an instrument rule of the type that is discussed in the text under Section *cii*. In particular, they show that a way to achieve determinacy is to amend the general targeting procedure described in the text with a commitment to a particular direct interest rate response, whereby the central bank reacts to deviations of private expectations of inflation and output gap from the central bank’s forecasts. The relative intricacy of this solution, however, seems at odds with the simplicity and transparency of inflation targeting in its pure original incarnation described, say, in Svensson (1997, 1999).

²⁶ A distinct issue is whether a target rule such as the one described in this Section – and involving a monetary policy reaction function of the type represented in (4a) – is welfare optimizing or can be found to be dominated by an alternative rule obtained under precommitment. As shown in Woodford (1999), discretionary policymaking in a model incorporating forward-looking behavior is indeed typically characterized by a stabilization bias, i.e. it may lead to a sub-optimal degree of pro-activism in the central bank response to shocks (via (4a)). Therefore, when agents’ decisions depend on their expectations of the future state of the economy – as in the model sketched in (1)-(2)-(3) – there are gains to be had from a more inertial pattern of response. Woodford (1999) and Svensson and Woodford (2003) investigate various mechanisms which can induce inertia in discretionary monetary policy making, among which they propose a number of optimal delegation schemes whereby the central bank is assigned an appropriately modified loss function. More recently, Söderström (2001) has investigated whether assigning the central bank a loss

c.ii. Moneyless instrument rules: The Taylor principle

A second family of policy rules which can ‘close’ the model without reference to condition (3) are those in which the policy interest rate is made a direct function of endogenous variables, such as inflation and output (e.g. Taylor, 1993).

Recent variants of this approach typically use expected (instead of realized) inflation, as in the following specification:

$$i_t = r^* + \pi^* + \alpha (E_t \pi_{t+k} - \pi^*) + \beta (y_t - y^*) \quad (6)$$

where r^* is a parameter of the system (the equilibrium real interest rate) and k is some forecasting horizon deemed relevant for monetary policy.

Clarida, et al. (1999, 2000) provide a thorough investigation of the properties of a system in which the central bank behaves according to (6). They conclude that a sufficient condition for the rational expectations equilibrium to be unique in a macroeconomic model similar to (1) through (3) is that the interest rate instrument be made to increase more than one-for-one in response to increases in forecast inflation, i.e. $\alpha > 1$.^{27, 28} The numerical constraint that $\alpha > 1$ has come to be known in the most recent debate as the *Taylor principle*, as it was first conjectured in the seminal Taylor (1993) article.

The issue in this sub-section is thus whether this policy prescription – which suggests that it is sufficient for central banks to ignore money and set interest rates solely on the basis of non-

function which includes a term in money growth can indeed induce the type of inertial behavior which can be expected to enhance welfare. Since money is demand determined in his model, its rate of growth is related to the change in the nominal interest rate and the growth rate of output. Therefore, he concludes: “a suitably designed target for money growth may introduce inertia in to the discretionary policy rule, leading to improved outcomes.” He also notes that “this mechanism is entirely due to money being related to other variables in the economy, and not due to any indicator role for money.”

²⁷ Bernanke and Woodford (1997) come to broadly the same conclusions using a model similar to (1) and (2) but with a slightly modified timing of price revision by firms.

²⁸ Strictly speaking, Clarida, Galí and Gertler (1999 and 2000) find that $\alpha > 1$ is a sufficient condition for determinacy only when $\beta=0$ and the stabilising threshold of α dips below unity as β increases. They also establish an upper bound for α beyond which determinacy conditions are violated. This upper bound is well above the numerical value for α which was conjectured by Taylor (1993) to be stabilising. However, the result of Clarida *et al.* and the similar result of Jensen (2002a) – within an inflation forecast targeting environment similar to the one expounded in Section *c.i.* – that determinacy can be achieved in a forward-looking model by postulating that the central bank is committed to a rule that makes the policy interest rate a sharply increasing function of expected future inflation has been questioned by Svensson and Woodford (2003). They contend that such a monetary policy reaction function may not be “a fully operational specification of the monetary policy rule [...] as the central bank’s instrument is expressed as a function of endogenous variables (conditional expectations of future inflation and output) that themselves depend upon current monetary policy. In practice, the bank would have to forecast the paths of the endogenous variables, given its contemplated action. This forecast should depend only upon information about the exogenous disturbances, and the bank’s contemplated policy; thus, an operational version of the policy rule, in which the central bank’s procedure is completely specified as an algorithm, is equivalent to a rule that sets the nominal interest rate as a function of the exogenous disturbances, and leads to indeterminacy.”

monetary indicators – is robust across a sufficiently broad array of variations to the basic model sketched above. The answer developed here is once more: No, at least under rational expectations. In what remains of this sub-section we shall therefore review the cases in which the Taylor principle – by itself – fails to deliver a unique and determinate solution to the policy problem of keeping macroeconomic magnitudes safely anchored to the stated objectives of policy.

c.ii.1 The Taylor principle with a non-Ricardian government

The macroeconomic model described by equations (1), (2) and policy rule (6) is not only moneyless: it also lacks any form of interest-yielding public liability. This is difficult to justify since, in general, the nominal interest rate set by the central bank will affect the terms at which the public debt is rolled over.

Only if the fiscal authority always stands ready to adjust its primary surplus in response to any past development which caused a deviation between the actual stock of public debt and some specified long-term target can the relationship between interest rate and public finances be ignored. For this to be the case, any interest rate increases implemented by the central bank in pursuit of price stability would have to be accompanied by an appropriate fiscal response to offset the consequences of higher real borrowing costs on the rate at which public debt is accumulated (E.g. in case of higher real interest rates, the primary surplus would have to increase). Leeper (1991), in a seminal contribution, defined such fiscal arrangements as ‘passive’. More recently, Woodford (2000a) refers to such accommodating fiscal regimes as of a ‘Ricardian’ type.

In a less-than-Ricardian fiscal regime, the macroeconomic system (1) through (3) is *incomplete*. One needs to augment it with the government flow budget constraint to check the determinacy conditions. However, the conditions turn out *not* to be satisfied if the inflation coefficient in (6) is above unity.²⁹

Moreover, Woodford (2000a) has shown that even the existence of a debt limit that *eventually* constrains the growth of public debt is not sufficient for the fiscal regime to qualify as ‘Ricardian’ in Woodford’s sense. If the fiscal authority is ultimately committed to modify its course once some extreme debt limit is breached, but is nonetheless less than forthcoming in reacting to changes in monetary policy *before* that limit is approached, then a monetary policy rule embodying the Taylor principle (like (6)) would *not* – by itself – guarantee price stability. As shown by Woodford, in these circumstances, the equilibrium would be characterized by an inflationary spiral, in which

²⁹ Technically, the system would then have four equations: (1)-(2)-(3) and the flow budget constraint of the government. It can then be shown that, with a less than Ricardian fiscal authority, one needs $\alpha < 1$ in order to obtain two stable and two unstable eigenvalues. The latter are needed because the set of endogenous variables include two pre-determined and two ‘jump’ variables.

progressively higher rates of inflation lead to higher real interest rates, hence higher rates of growth of nominal government liabilities, which in turn lead to higher rates of inflation.³⁰

These findings suggest that a monetary policy regime which blindly responded to inflation forecasts and the output gap while respecting the Taylor principle would wind up accommodating inflationary developments. Asset *stocks*, e.g. money, by contrast, may be a useful source of information for monetary policy makers which helps to stabilise the economy.

c.ii.2 The Taylor principle with liquidity constraints

As we argued above, expressions (1) through (3) constitute a reduced-form representation of an underlying money-in-the-utility structural model with a zero cross partial derivative between consumption and real balances. A key issue, which we have left in the background so far, is what measure of money appears in the utility function.

In the conventional specification discussed above, the implicit assumption is that the liquidity services which are valued by the representative agent are associated with the real money balances the agent holds at the end of the period *after* all market transactions have already been concluded. This seemingly innocuous timing assumption has a very important implication: goods can be exchanged for other goods and for bonds without the intermediation of money.

However, money is typically seen as distinct precisely because it acts as a medium of exchange. In other words, the conventional new neoclassical synthesis model – in the version above – does not seem adequately to capture the fundamental rationale which underlies the demand for a non-remunerated asset like money, i.e. while inflicting a cost in terms of forsaken interest, money helps to facilitate a number of transactions which would not otherwise be possible. Holding currency *before* commencing trading may be what provides agents with the utility services which motivate a monetary economy in the first place.

Carlstrom and Fuerst (2001a) amend the model to allow for a genuine transactions role of money. They assume real money balances enter the utility function at the *beginning* of the period, before trade in goods takes place. The Taylor principle does not survive this amendment for a model calibration similar to that used by Clarida, et al. (2000). The same result – that real determinacy requires an inflation coefficient in (6) below unity – is derived by Christiano and Rostagno (2001 and 2001a) and Benhabib, et al. (2001c). The first two papers use a suite of cash-in-advance and limited participation models with flexible prices and an elastic labor supply. The latter paper uses a money-in-the-production-function framework. All papers uncover indeterminacy and/or equilibrium cycles under a rule embodying the Taylor principle.

³⁰ The irony to this is that a monetary policy rule that would conventionally be thought to be anti-inflationary may instead lead to an inflationary spiral when combined with an unsuitable fiscal policy. A monetary policy episode which could confirm this perverse dynamics was studied by Loyo (1999).

Here, again, a minor (timing) modification to the underlying framework suffices to overturn the basic policy message. A monetary policy blindly following the Taylor principle and ignoring monetary developments is associated with an indeterminate equilibrium, where the economy is left without an anchor and fluctuates unpredictably around the ‘virtuous’ equilibrium.

c.ii.3 The Taylor principle from a global perspective

It should be emphasized that expressions (1) through (3) are derived by linearizing a set of non-linear optimal conditions around a non-stochastic steady state. However, any analysis based on linearization must be interpreted as being local in a neighborhood of the steady state and only valid under sufficiently small perturbations of the system. How small must the perturbations be to justify such a local analysis?

An emerging strand of literature has started to investigate the properties of Taylor rules such as (6) from a global perspective, i.e. removing the assumption that perturbations are necessarily small. Benhabib, et al. (2001a), for example, convincingly argue that the standard practice of studying monetary models in a small neighborhood of the steady state can generate a misleading impression about the set of possible equilibrium outcomes. In particular, even in cases in which rules embodying the Taylor principle guarantee uniqueness of the rational expectations equilibrium *locally*, they may fail to do so *globally*. They construct a money-in-the-utility model which closely resembles the one underlying (1) through (3) and impose a monetary policy reaction function which explicitly acknowledges the zero lower bound on nominal interest rates.³¹ They find that the mechanical implementation of a Taylor-like monetary policy rule founded on the Taylor principle *per se* can trap the economy in perverse dynamics. Along these trajectories, explosive inflation expectations – even if divorced from underlying economic fundamentals – end up being systematically validated by the central bank.³² In other words, they uncover an uncountable number of equilibrium trajectories – invisible from the point of view of the conventional local analysis – which originate in a vicinity of the ‘virtuous’ steady state, and finally converge to a situation in which the nominal interest rate is zero and the monetary policy becomes ineffective.

All that is needed for the economy to start the slide towards the lower bound is that agents come to expect – for some reason – the economy to enter a deflationary phase. In these circumstances, interest rates are constantly being lowered in response to the observed fall in price inflation, and in an attempt to reverse the persistent decline in inflation. However, these efforts are to no avail, because expected future inflation may fall – along a possible equilibrium trajectory – at the same

³¹ The ‘lower bound problem’ arises from the fact that in a monetary economy the central bank cannot engineer negative nominal interest rates as long as its counterparts retain the option to hold zero-interest currency.

³² In other words, an “expectational bubble” can emerge in the price level if the central bank pursues a Taylor-like rule with an inflation coefficient greater than unity.

time and ex-ante real interest rates are not reduced and continue to be high enough to restrain demand despite falling prices.³³

c.iii. Caveats

Are the sort of multiplicity and stability problems associated to money-less policy rules something which real-world central banks should worry about? Or are they to be confined to the realm of analytical curiosa? In particular, is it likely that some sort of horse-race dynamics between an always proactive central bank and constantly over-pessimistic private sector expectations may finally ensue which can lead the economy to spiral down to the lower bound? The judgement is still pending and different leading authors hold quite diverging views on this issue of policy relevance. McCallum (2001) maintains that conclusions based on bubbles and indeterminacy arguments are of dubious merit and many of these vanish under a minimum-state-variable criterion for equilibrium selection. Woodford (2002, Chapter 2), on the opposite side, takes these problems seriously. For example, while conceding that “the economy can only move to one of [the downward-spiralling] alternative paths if expectations about the future change significantly, something that one may suppose should not easily occur,” he acknowledges that “one must worry that a large shock could nonetheless perturb the economy enough that expectations settle upon another equilibrium.”³⁴

At the very least, a central bank should note that perverse inflation dynamics have been encountered in simulation exercises of calibrated models used widely in the literature. For example, Rudebusch and Svensson (1999) acknowledge that their experiments with simple versions of Taylor rules such as (6) imply that “nominal interest rates would be negative a non-negligible portion of the time.” They go on to say that: “intuitively, with an estimated equilibrium real funds rate of 2.5 percent, if inflation ever falls to, say, -3 percent, then, with a zero nominal funds rate, the real funds rate is still restrictive, so the output gap decreases and inflation falls even further.”

Christiano and Gust (1999) show that the set of policy elasticities to inflation and the output gap under which a Taylor-like rule becomes a source of instability within a limited participation model – with a cash-in-advance timing – is much broader than for conventional specifications of sticky-price

³³ Is this scenario, in which monetary authorities and the private sector in a sense ‘chase each others’ along a sliding path to zero interest and negative inflation rates a reasonable description of what could happen? Some scholars argue that it is, at least in the case in which the ‘way to go’ between the target stationary equilibrium and the ‘liquidity trap’ stationary equilibrium is sufficiently short and the Taylor coefficient on inflation in the monetary authorities’ reaction function is sufficiently large. Benhabib *et al* (2001) describe the current situation in Japan possibly as the outcome of such perverse dynamics.

³⁴ The emerging strand of literature on adaptive learning is also split. Bullard and Mitra (2000) find that under a forward looking Taylor rule such as (6) the equilibrium with adaptive learning is determinate. By contrast, Carlstrom and Fuerst (2001b) demonstrate the existence of learnable sunspots equilibria in a cash-in-advance model when both the central bank and the private agents learn adaptively. They also prove that, when the central bank is subject to a learning process, while private sector expectations are always rational, sunspots equilibria are always learnable, and thus are indeed a cause for concern.

and money-in-the-utility models.³⁵ Experiments conducted on the basis of an ‘eclectic’ macro-model proposed by Christiano, et al. (2001) – conflating different sources of nominal frictions, liquidity effects and consumption and investment inertia in a rich stochastic general equilibrium context – confirm that forward-looking proactive Taylor rules produce excess volatility. The same indeterminacy problems are encountered by Levin, et al. (2001) for forecast-based Taylor rules at horizons exceeding one year ahead across a number of competing models incorporating rational expectations, short-run nominal inertia and long-run monetary neutrality.

This evidence, of course, releases a warning signal in a central bank profoundly concerned about the robustness of its policy course. At the very least, the theoretical and simulation results surveyed in this subsection suggest that decision-makers should broaden – rather than narrow – the set of indicators which they routinely look at to inform decisions. Identifying moneyless policy rules – in the sense defined above – for the sake of parsimony may not be a useful exercise. Moreover, the consequences of adopting a rule narrowly focused on a handful of indicators to the exclusion of others may turn out to be unpleasant. Whether money could help in this quest for a broader perspective, even within seemingly money-less models, is the subject of the next section.

c.iv. Addressing the pathologies associated with moneyless rules

Monitoring monetary developments can protect the economy against some of the pathologies associated with moneyless monetary policy rules described in Section 3(c) above. Although there are parameterisations and timing assumptions in variants of the new neoclassical synthesis model under which conventional Taylor rules lead to good macroeconomic outcomes, other plausible parameterisations and timing hypotheses exist in which these moneyless policy rules may lead to bouts of inflation or deflation. At root, this is because moneyless interest rate policy rules can – under the latter assumptions – be supported by various rates of monetary growth. Each of these money growth rates is associated with a different real outcome for the economy. A central bank concerned with robustness should adopt a monetary policy strategy that would *also* be effective with regard to its objectives if the economy were better described by the latter set of model assumptions than the former. Such an approach would thus seem to rule out the adoption of moneyless Taylor-like rules.

In circumstances where conventional moneyless rules fail, a policy of money growth monitoring can, in effect, provide the economy with an anchor. Christiano and Rostagno (2001a,b), for example,

³⁵ The limited participation model introduces a friction into the workings of the financial markets to the extent that, due to rigidities in portfolio adjustments, a monetary injection at time t is disproportionately absorbed by financial intermediaries and thus channeled to finance investment rather than consumption. This assumption is what allows the model to generate an impulse-response pattern whereby a surprise monetary injection is followed by a fall in the equilibrium nominal rate of interest (liquidity effect) and a rise in output. By contrast, these features are not easily reproduced by competing new-neoclassical models, which postulate various sorts of price rigidities. A description of this type of models is provided by Christiano, *et al.* (1997).

postulate a policy framework in which a Taylor-rule based strategy is followed as long as money growth falls within a specified target range. If that target is ever violated, however, the Taylor rule is abandoned in favour of a Friedman-like constant money growth rule.³⁶ They show that the latter escape clause can provide the plain Taylor reaction function with the ‘servomechanism’ needed to remove the undesired trajectories – to which the Taylor rule may lead – from the space of possible events.³⁷

The more extreme pathologies associated with non-linearities can also be cured by a suitable transition to a different operating scheme centred upon the targeting / control of monetary aggregates. Benhabib, et al. (2001b) study the virtues of such a switching regime in the context of providing insurance against the liquidity trap. Svensson (2001) also appeals to the standing possibility for a central bank, at any time, to abandon a Taylor rule and start expanding the money stock by means of purchases of foreign exchange.³⁸ Interestingly, apart from the general doubts on the usefulness of Taylor rules for actual policy making, even among proponents a consensus is emerging on the need to scrap any Taylor-like strategy, should the threat of a deflationary trap materialise. However, this implies that a fully credible commitment to the Taylor rule alone would not be possible in the first place.

³⁶ This policy is shown to be benign and non-interfering with the operation of the Taylor rule in case of a model à la Clarida et al (1999, 2000). On the other hand, it would improve economic performance substantially, by eliminating undesired equilibria, if the economy were to be better represented by a cash-in-advance model.

³⁷ It is open to debate whether the switch from a Taylor rule to a Friedman rule would involve a change in the operating procedures used by the central bank, i.e. whether the central bank would have to renounce its practice of setting a target for a short term interest rate (in a way consistent with the Taylor-rule prescriptions) and begin announcing short-run targets for money growth. In the latter case, it would appear to be of relevance to ensure that the aggregate for which a target is announced is controllable by the monetary authorities with a sufficient degree of precision. Historical experience is indeed consistent with the notion that a switching rule of the type discussed in Christiano and Rostagno (2001) may be implemented both by a continuation of the interest-rate-centered operating procedure and by a change in the operating procedures in favor of one centered on money quantities. Meyer (2001), for example, explains that when the Federal Reserve started setting short-term targets for M1 in January 1970 – reflecting disappointment with recent macroeconomic performance – it established them in the form of the two-month (in 1975 extended to annual) target growth rates. The federal funds rate was then calibrated to a level estimated to be consistent with hitting the broad money growth target. Conversely, when in October 1979 – out of fears that inflation may have gotten out of control – the Fed embarked on a decisive policy of monetary contraction, it seemed natural to mark the policy change with a discontinuation of the practice to set a target for the funds rate. However, the need to express the money target in terms of a broad aggregate did not seem to pose a problem of controllability of the new target. Meyer states that: “Policy was implemented during this period by estimating the total reserve growth [i.e. the intermediate target for the narrow monetary aggregate under authorities’ control] necessary to meet the money growth target [for the broader official target aggregate] and by holding to the associated path for non-borrowed reserves. In the process, the federal funds rate was free to move to whatever level would be consistent with the money growth objective over time.” Mayer’s rationale for the switch of focus in policy which occurred in 1979 seems to be consistent with the story told in Christiano and Rostagno (2001). He argues that “monetary policy was focused on steadily reducing inflation, and policymakers were less certain about what increase in nominal and real interest rates would be required to achieve the objective of reducing inflation than they were about the money-inflation relationship.” (page 8). This is a rather vivid manner to describe the role of money in ‘emergency’ situations in which policymakers find alternative money-less rules a less reliable guide for policy adjustment.

³⁸ Other papers rely on the argument that other policies (e.g. fiscal policy) could be used to stimulate the economy in a deflationary situation.

The key message contained in these contributions is that the announcement of a definition of price stability – or, alternatively, an inflation or price level target – while a major constituent element of a monetary framework founded on price stability, does *not* in itself constitute a sufficient guarantee that such objective will be attained, unless the announcement is supported by a stabilizing ‘rule’ which specifies the central bank moves conditional on protracted deviations from equilibrium. This rule is the second major element needed to anchor expectations. Underlying this logic is a sharp distinction between an *equilibrium condition*, an *objective of policy*, and a fully operational specification of the *monetary policy rule*. A target for inflation or for a price level may be an equilibrium condition (i.e. a state of affairs that one observes ex-post). It may be announced as the objective of policy (i.e. a central bank may choose to announce, say, an inflation or price level target as the medium-term aim of its policy). But it will never constitute an operational version of a strategy, i.e. a complete description of the bank's decision procedure as an algorithm for action. The latter can only be described in terms of how the bank intends to steer its *instruments of policy* (i.e. either a short-term interest rate or some measure of the stock of outside money in circulation) in the face of the various contingencies, as the situation may dictate. And, notably, it is the expectation of a systematic response of such instruments to off-equilibrium states which is key in sustaining a virtuous equilibrium. Ultimately, it is the off-equilibrium prescriptions of a policy framework – of any type – which make the framework credible.

The fact that such off-equilibrium prescriptions may involve a distinctive role for monetary aggregates, as information variables and triggers of action, as well as possibly and as an instrument of policy alternative to the short-term interest rate is no accident. Take the example of the liquidity trap. In Krugman's (1998) words: “A liquidity trap involves a type of credibility problem. A monetary expansion that the market expected to be sustained (that is, matched by equiproportional expansions in all future periods) would always work [in lifting the economy off the trap]. If monetary expansion does not work, if there is a liquidity trap, it must be because the public does not expect it to be sustained.” The threat to abandon a ‘money-less’ interest-based policy rule and to switch to a monetary policy rule involving the implementation of a constant rate of growth for the money base – as in Christiano and Rostagno (2001a) – serves precisely this purpose. To make that monetary expansion credible the central bank needs to provide a detailed operational specification, i.e. a complete description of the way the central will manage its instrument of policy from the time in which the zero lower bound is hit onwards. This operational specification has to make clear that the money supply will have to be increased by enough to render that equilibrium untenable, so that expectations will have to coordinate on a different equilibrium, namely the one dictated by the central bank's objective.³⁹

³⁹ The above notwithstanding, there are other solutions to the instability or indeterminacy problems associated with conventional moneyless policy rules, which do not require explicit reliance on monetary aggregates. Money-less rules providing off-equilibrium responses to non-fundamental shocks to expectations are proposed in Svensson and

4. Robustness and the role of monetary developments in monetary policy rules

i. Models of monetary policy transmission and their implications for monetary policy rules

The preceding section has demonstrated that apparently small deviations from the benchmark New Keynesian macroeconomic model may have profound implications for the design and conduct of monetary policy. At the theoretical level, when conventional monetary policy rules are employed, such deviations from the benchmark model permit indeterminacy and multiplicity of equilibria. In practical terms, this suggests that the mechanical pursuit of Taylor-like rules for monetary policy exposes an economy to the risk of significant instability and substantial deviations from price stability.

The pathologies associated with indeterminacy and multiplicity are not the only implications of varying the assumptions underlying the standard model. Variations to the benchmark New Keynesian model also have implications for the transmission mechanism of monetary policy and thus for the performance of any given monetary policy rule against the loss function described by equation (5). For example, if the assumption that money balances and consumption are weakly separable in the utility function (implicit in the standard New Keynesian model) is relaxed, money balances will enter both the dynamic IS and Phillips curve equations (relationships (1) and (2) respectively). Similarly, adopting the Carlstrom and Fuerst (2001a) cash-in-advance timing assumption will result in a role for monetary dynamics in the transmission process. In either case, the performance of monetary policy rules which are designed to preserve price stability around the steady state defined by the linearised relationships analogous to (1) through (3) will be affected by how the central bank chooses to vary the short-term interest rate in response to monetary dynamics.⁴⁰

At this stage, one does not need to stake out a definitive position regarding these underlying and rather technical assumptions about how money balances enter the representative agent's utility function in a dynamic general equilibrium model. Such assumptions are anyway hard to distinguish

Woodford (2003) within the context of inflation targeting procedures. We refer the reader to footnote 25 for a brief discussion of these rules.

⁴⁰ Comparing these variants with the benchmark New Keynesian model, one might argue that two distinct characterizations of monetary policy transmission exist (Engert and Selody, 1998). One tradition (embodied in the work of monetarists, such as Milton Friedman and reflected in the variant models discussed in the main text) views money as central to the determination of the price level. Monetary dynamics therefore play an *active* role in the transmission mechanism. The other tradition (reflected, for example, in the benchmark model) characterizes price dynamics as an outcome of interactions between supply and demand and cost pressures. Within this paradigm, monetary developments do not play an active role in monetary policy transmission, but rather reflect the evolution of the arguments of money demand. Money therefore plays a *passive* role in price level determination. However, in the latter framework money may be a good indicator of future prices to the extent that it reflects underlying trends in nominal GDP.

or verify empirically. One can simply argue that, in pursuing their objective of price stability, monetary policy makers would be ill advised to rely *solely* on the results of the benchmark New Keynesian model, which appear rather fragile in the face of small (and difficult to reject) variations to the underlying economic structure. In other words, central banks should not ignore completely the insights provided by variations to the benchmark model – especially those which give some role to money – given the long and influential pedigree of money-based analysis in monetary policy design and implementation.

All models are necessarily an abstraction from, and thus a simplification of, reality. Each model emphasizes some aspects of the monetary policy transmission process, while obscuring others. In some circumstances, the simplifications implied by the benchmark New Keynesian model may provide a better insight into the challenges facing monetary policy. Other circumstances may favour analyses conducted using variants of that benchmark model, which give a more important role to monetary and financial dynamics in the transmission process. Relying on one model to the exclusion of all others appears misguided.

Policy makers therefore need to integrate analysis conducted using a variety of macroeconomic models into a single process for taking monetary policy decisions. This has led to broad acceptance of the view that central banks should base their policy decisions on a suite of models and tools, rather than relying on a single model for policy advice (e.g., Bank of England, 1999; Pill, 2001; Selody, 2001).

At the very least, the number of variants to the benchmark New Keynesian model used for the analysis of monetary policy reflects substantial continued uncertainty surrounding the monetary policy transmission mechanism. A well-designed monetary policy rule or strategy has to confront and overcome this uncertainty.

A substantial literature has considered the conduct of monetary policy in the face of uncertainty (e.g., ECB / CFS, 2000). With regard to uncertainties about the structure of the economy (typically labeled model or paradigm uncertainty), McCallum (1988) has suggested the following approach. In his view, a well-designed monetary policy rule should “perform well” across a set of plausible competing reference models that spans a broad spectrum of model uncertainty. Levin, et al. (2001) have implemented this approach for new Keynesian models of the U.S. economy. The models investigated by Levin, et al. are estimated using different data and with somewhat different specifications, but are all essentially of the benchmark type.⁴¹

⁴¹ More recently, Levin and Williams (2002) have extended their approach to an analysis of forward and backward-looking Phillips curve models of U.S. monetary policy.

However, following Selody (2001), it is natural to extend McCallum's robustness criterion to encompass analysis under a broader set of variants of the benchmark New Keynesian framework, rather than focusing solely on that benchmark to the exclusion of other models. Therefore, effective monetary policy should perform well in a variety of models of the transmission mechanism, spanning those where money has a structural role in dynamic IS and / or Phillips curve equations and those where it does not (ECB, 2000).⁴²

Drawing on the work of Gerdesmeier, et al. (2002), the remainder of this section investigates these issues. To illustrate our analysis we use two very simple analytical models, which are described in the Appendix. The benchmark model embodies output gap and Phillips curve equations; the other is a simple P* framework (Hallman, et al., 1991).⁴³

As described in Section 2, the available empirical evidence for the euro area suggests that the money stock has a stable relationship with the price level (conditional on developments in other macroeconomic variables) and exhibits leading indicator properties for inflation. In the context of the analysis presented here, it is particularly noteworthy that the P* model has empirical support in both the euro area (e.g., Gerlach and Svensson, 2002) and also – albeit more controversially – in the U.S. (e.g., Orphanides and Porter, 2001). While certainly not conclusive, such evidence offers some loose empirical support for the plausibility of variants to the benchmark New Keynesian model that give some role to monetary variables in the transmission process.

In the manner of Rudebusch and Svensson (1999), both the benchmark and P* models are kept extremely simple for expositional purposes.⁴⁴ In particular, we choose to use backward-looking specifications, thereby avoiding many of the problems of determinacy and instability discussed in Section 2. Moreover, by using linearized models around a carefully selected steady state, we limit ourselves to discussion of small perturbations from an equilibrium associated with price stability. We thus focus on how monetary policy should respond to economic shocks (including monetary shocks) in the vicinity of this desired steady state, given uncertainty about the transmission mechanism.

⁴² One might argue that this approach involves giving preference to monetary policy rules or strategies that avoid bad outcomes (i.e., instability or indeterminacy of the price level) even in adverse circumstances. This follows Brunner and Meltzer (1968) who – anticipating by some thirty years Hansen and Sargent's (2000) application of robust control theory to monetary policy – advocate monetary targeting on the basis that it provides the least harmful policy framework given the uncertainty surrounding the structure of the transmission mechanism.

⁴³ The specification of the passive money model is a simplified version of the model estimated by Rudebusch and Svensson (1999) (and subsequently employed by Levin and Williams (2002)). The specification of the active money P* model is that suggested by Svensson (2000).

⁴⁴ Rudebusch and Svensson (1999) argue that using simple, backward-looking linear models of the transmission mechanism is preferable for expositional purposes because well-known optimal control techniques (Sargent, 1987) can be applied straightforwardly, increasing the transparency of the results.

Following much of the recent academic literature, we characterize monetary policy within our simple analytical framework as a contingent policy rule for short-term nominal interest rates.⁴⁵ Our analysis then proceeds in two steps. First, we discuss the role of monetary developments in optimal interest rate policy rules within the P* model, which here is seen as representing a variant of the benchmark model where money enters the Phillips curve equation and thus has an active role in the transmission mechanism. The resulting policy rule is compared with the optimal rule derived from the benchmark approach. Second, we discuss how monetary developments should affect interest rate decisions when policy makers entertain both the benchmark model and variants to it, as McCallum's robustness criterion requires.

ii. Optimal policy rules in the two models – The role of monetary developments

Adopting the quadratic central bank loss function that has become standard in the academic literature (expression (5)), conventional techniques can be used to derive optimal monetary policy rules for the two models considered here. Given the simplicity of the models, these rules can be expressed as linear functions of the four state variables: inflation; the output gap; and current and lagged values of the real money gap.⁴⁶ These rules are shown in the Appendix. In the main text we summarize some of the simple but important results that follow from this exercise.

Once money enters the structural equations of the transmission mechanism, monetary developments are an argument of the optimal policy rule. Svensson (1997) has shown that optimal monetary policy should respond to the determinants of inflation, not inflation itself. Within the variant to the benchmark model where money enters the Phillips curve, monetary developments are a determinant of price dynamics and thus should influence interest rate decisions that aim to maintain price stability. By the same token, monetary developments do not affect price dynamics in the benchmark model (as already noted in Section 3). Optimal monetary policy for that model will thus be independent of monetary dynamics.

However, even within the variant to the benchmark model where money plays a role in the Phillips curve, the optimal monetary policy cannot be characterized *solely* as a response to monetary developments. The influence of monetary developments on interest rate decisions should be *conditional* on developments in other macroeconomic variables. In other words, variables such as the output gap and inflation also enter the optimal monetary policy rule in variants to the benchmark model (when represented by the P* model). This result has a number of practical implications.

⁴⁵ Of course, as a practical matter, we would not advocate mechanical pursuit of such a policy rule by central banks, since the exercise of informed judgment is a crucial component of any policy regime. Nonetheless, analytical exercises involving monetary policy rules constitute a useful reference point for policy analysis, giving the basis for a systematic (if not rule-bound) policy making process (cf. ECB, 2001c).

⁴⁶ As in Gerlach and Svensson (2002), the real money gap is defined as the difference between the observed real money stock and the real money stock consistent with real output at potential and income velocity at its long-run equilibrium level.

First, as shown by Svensson (2000), even the simple P* framework adopted here does not necessarily provide support for naïve characterizations of monetary targeting. (Intuition would anyway not suggest favoring monetary targeting within the benchmark New Keynesian framework.)

In other words (and adopting the terminology suggested by Svensson (1999)), even in the context of a simple P* model, the optimal monetary policy rule is neither a simple money-based instrument rule of the form:

$$i_t = \varphi [(\ln \mathbf{M}_t - \ln \mathbf{M}_{t-1}) - k] \quad (7)$$

nor an intermediate monetary targeting rule defined (implicitly) as the solution to the following problem:

$$\text{minimize } E_0 \Sigma [(\ln \mathbf{M}_t - \ln \mathbf{M}_{t-1}) - k]^2 \quad (8)$$

subject to the constraints implied by the structure of the underlying economic model.⁴⁷

Indeed, as shown in the Appendix, even in the simple models considered here, the performance of pure money-based rules such as (7) and (8) appears quite poor.⁴⁸ Pure money-based rules do not come close to mimicking the optimal policy rule in either the benchmark model or variants to it.

Second, the bivariate relationship between monetary dynamics (in particular, monetary growth) and optimal monetary policy (captured by the level of short-term nominal interest rates) is complicated by developments in other variables, and is therefore likely to be complex. On this basis, one should not anticipate a simple linear unconditional relationship between interest rates and monetary growth. Table 4 shows the bivariate correlations between inflation, monetary growth and interest rate in stochastic simulations of the two models, assuming the central bank follows the associated optimal policy rule. The bivariate correlations between monetary growth and interest rates are quite low, reflecting the complex and conditional nature of this relationship.⁴⁹

Finally, the analysis in the Appendix demonstrates that the relationship between optimal interest rate decisions and monetary developments is shock specific. In both simple models of monetary transmission entertained here, the bivariate relationship between monetary growth and interest rates depends on whether there is a demand shock, a supply shock or a monetary shock. In response to some shocks, the optimal monetary policy response in the face of rapid monetary growth may be a large immediate rise in interest rates. In response to other shocks, the optimal monetary policy response in the face of rapid monetary growth may be smaller and more gradual. Indeed, in some

⁴⁷ k is a benchmark rate of monetary growth, for example that consistent with the maintenance of price stability over the medium term.

⁴⁸ Given the trivial nature of the models, it is hard to assign an economic meaning to the values of the loss function in terms of some more fundamental welfare measure. In other words, their ad hoc nature means that micro-founded welfare criteria are not available.

⁴⁹ Interestingly, this correlation is even lower in the active money P* model than in the passive money framework.

contexts, faster monetary growth may point to no interest rate change or even an interest rate cut.⁵⁰ Again, this suggests that interest rate changes should not be mechanically linked to monetary growth and that the bivariate relationship between interest rate changes and monetary dynamics may be complex if the optimal policy rule is being followed.

Another implication of the shock-specific behavior of money is that monetary developments can help identify the nature of shocks and thus prompt an appropriate interest rate response. This is a necessary component of optimal policy in the P* model, where monetary shocks have an impact on price dynamics. However, even in the benchmark New Keynesian model where money plays no role in the transmission process, cross-correlations in the dynamic responses of money and other macroeconomic variables imply that monetary dynamics can help to identify the nature of the shocks. They can thus provide information useful to policy makers who would optimally respond in a shock-specific manner. Money may therefore prove to be a useful indicator even in the benchmark New Keynesian framework. This is the essence of the Coenen, et al. (2001) result reported in Section 2.

iii. Formulating rules that perform well in both paradigms

Gerdesmeier, et al. (2002) consider the design of monetary policy rules where, because of uncertainty about which model or variant is most realistic or relevant, policy makers entertain a variety of models of monetary policy transmission. As one would expect, they show that monetary developments should influence monetary policy decisions when money plays an active role in the monetary transmission mechanism within at least one of the models being considered.

This conclusion is intuitive. However, Gerdesmeier, et al. (2002) obtain a number of other, less obvious results. Within their framework, they show that monetary developments play an important role in interest rate decisions (in the sense that the coefficient on the real money gap in the favored monetary policy rule is large) even when the weight accorded to the variant of the benchmark model (captured by the P* specification) is relatively low. The intuition behind this result is as follows. Gerdesmeier, et al. (2002) minimize a weighted average of the losses in the two models. Ignoring monetary developments in the P* model may be costly, because a crucial determinant of price dynamics is being ignored. At the same time, allowing a role for monetary dynamics in the benchmark model may be relatively benign. Even in the benchmark model, monetary dynamics are associated with developments in the output gap, inflation and interest rates, which are themselves determinants of inflation within that model. Monetary developments may therefore capture information in other, policy-relevant variables.⁵¹ As a result, the costs of ignoring money in the P*

⁵⁰ This is, of course, simply an implication of the need to condition the interest rate decision on other variables in addition to money.

⁵¹ For example, the real money gap is positively related to the output gap. If interest rates rise in response to a positive money gap (as the P* model would require), they will implicitly rise in response to an output gap (as the passive

variant to the benchmark model may rise more rapidly than the benefits of ignoring money in the benchmark framework. This leads to a relatively prominent role for money in a policy rule that addresses model uncertainty across the P* and benchmark specifications.

Gerdesmeier, et al. (2002) also show that their favored monetary policy rule implies larger responses to all state variables (including the real money gap, the monetary argument in their policy rule) than would be implied by alternative approaches, such as averaging the optimal rules from the two models (i.e., analyzing the benchmark and variant models without reference to one another) or deriving an optimal rule from a hybrid framework that averages the two models (i.e., obscuring the distinction between the benchmark and its variant).⁵²

Although the conditional response of interest rates to monetary developments may be large, this does not imply that the unconditional volatility of interest rates under the policy rules analyzed by Gerdesmeier, et al. (2002) will be higher than for other policy regimes. As discussed above, interest rates also respond to variables other than money. In practice, developments in money may therefore be offset by developments in other arguments of the policy rule, such as inflation and/or the output gap, resulting in modest unconditional interest rate volatility.

The Gerdesmeier, et al. (2002) paper thus leads to three conclusions. First, once variants to the benchmark New Keynesian model are entertained, monetary developments may influence monetary policy decisions. Second, the role accorded to monetary dynamics in formulating interest rate decisions may be relatively large, even if the weight accorded to the variant model that emphasizes the role of money is modest. Third, on occasion arguments of the monetary policy rule will point in different directions. The output gap may suggest a rate increase, while monetary dynamics suggest a rate cut. This should not be seen as a shortcoming of the approach. Indeed, the role of the monetary policy rule is precisely to provide a framework for reconciling and combining the information in various indicators into a single robust interest rate decision.

5. Concluding remarks

money framework would require). The loss associated with responding to the money gap in the passive money paradigm therefore may be modest.

⁵² This result runs counter to the conclusions of Brainard (1967) *inter alia*, which suggest that uncertainty about the structure of the transmission mechanism should lead to attenuated monetary policy responses. Gerdesmeier, et al. (2002) offer the following intuition. The Brainard result follows from the possibility that structural uncertainty renders inflation uncontrollable using an interest rate instrument. In such circumstances, changing interest rates would simply destabilize other variables such as the output gap without helping to maintain price stability. If such a scenario is possible, monetary policy responses will be attenuated to avoid the destabilizing impact of such a policy. However, in the Gerdesmeier, et al. (2002) framework, controllability is possible in both the benchmark model and its variant. The issue is not whether the system is controllable, but rather the channels through which control is exercised. In this environment, monetary policy responses are stronger than in the Brainard framework.

Much recent academic literature on monetary policy has suggested that monetary aggregates should not play a large role in monetary policy decisions. Within the so-called new neoclassical synthesis, monetary developments are not seen as playing an active role in the transmission mechanism of monetary policy. Monetary policy rules advocated by adherents of these models are often moneyless – they suggest that central banks can neglect or even ignore monetary developments when taking interest rate decisions. Moreover, many prominent empirical studies, in particular for the US, have concluded that the demand for money is unstable in both long and short runs and that monetary developments largely constitute “noise” which policy makers would do well to ignore.

This paper has challenged these very strong – and, in our view, erroneous – conclusions.

On empirical grounds, we survey a large literature which supports the view that money both has a stable relationship with prices in the euro area and exhibits leading indicator properties for future price developments, at least in the euro area.

On conceptual grounds, we note that monetary policy regimes which neglect monetary developments are prone to expectational instability – a practical, as well as theoretical, problem, which may lead to threaten the maintenance of price stability. Broadly speaking, these results follow from the observation that monetary policy regimes which ignore money may lack a nominal anchor.

On empirical and practical grounds, we suggest that monetary developments contain information about the state of the economy which – regardless of whether money plays an active role in the transmission mechanism of monetary policy – should be integrated into the policy making process. Of course, in models where money does play an ‘active’ role, monetary dynamics necessarily enter optimal policy rules.

Appendix: Model uncertainty and monetary policy rules

a) The output gap model

In its simplest form, the “output gap model” (henceforth OGM) (representative of the benchmark view of monetary policy transmission) can be presented as:

$$y_t = \lambda y_{t-1} - \delta (i_{t-1} - E_{t-1} \pi_t) + \varepsilon_{s,t} \quad (9)$$

$$\pi_t = \pi_{t-1} - \beta (y_{t-1} - y_{t-1}^*) + \varepsilon_{s,t} \quad (10)$$

where y is the output gap; i is the short-term nominal interest rate under the control of the central bank; π is inflation and ε_d and ε_s are demand and supply shocks respectively. For notational simplicity, the variables are de-measured and de-trended, such that potential output is zero (cf. Rudebusch and Svensson, 1999).

To facilitate comparisons with the P-star model discussed below, a money demand equation is appended to the basic OGM. The money demand equation is “appended” in the sense that price and output dynamics are fully determined by equations (9) and (10): this is why the OGM represents the benchmark view of monetary transmission. This money demand equation has a standard error correction specification, shown below.

$$\Delta(m-p)_t = \phi \Delta(m-p)_{t-1} - \vartheta ((m-p)_{t-1} - y_{t-1} + \gamma i_{t-1}) + \varepsilon_{md,t} \quad (11)$$

b) The P* model

The P* model (representative of variants to the benchmark view of monetary policy transmission) can be summarized by the following system of equations (where the notation is the same as above, with i^* the nominal short-term interest rate holding in steady state equilibrium with price stability, normalized to zero) (cf. Hallman, et al., 1991; Svensson, 2000):

$$y_t = \lambda y_{t-1} - \delta (i_{t-1} - E_{t-1} \pi_t) + \varepsilon_{s,t} \quad (12)$$

$$\Delta(m-p)_t = \phi \Delta(m-p)_{t-1} - \vartheta ((m-p)_{t-1} - y_{t-1} + \gamma i_{t-1}) + \varepsilon_{md,t} \quad (13)$$

$$\pi_t = (1-\omega) \pi_{t-1} + \omega \Delta p_{t-1}^* - \mu (p_{t-1} - p_{t-1}^*) + \varepsilon_{s,t} \quad (14)$$

$$p_t^* = m_t - y_t^* - \lambda i^* = m_t \quad (15)$$

c) Central bank preferences

Consistent with the academic literature, the objectives of the central bank are summarized by the loss function (5), which is used here for illustrative purposes. Note that this loss function assumes a

steady state rate of inflation of zero, which – in the context of this framework – corresponds to the central bank’s definition of price stability.

d) Analysis

Using conventional techniques (as discussed, for example, in Rudebusch and Svensson (1999)), each model can be solved to find the “optimal monetary policy rule” which minimizes the loss function (5). As discussed in the main text, this rule (and the results it obtains) can then be compared with simple money-based rules, such as those defined by (7) and (8).⁵³ This exercise is presented in Table 3.

Table 4 shows the bivariate correlations between short-term nominal interest rates, inflation and monetary growth in the two simple models, under the assumption that the optimal rule described in Table 3 is followed. These results are discussed in the main text. Note that, counter to intuition, the contemporaneous correlation between optimal interest rate changes and money growth is higher in the benchmark model (rather than the variant P* model where money enters the Phillips curve and thus plays an active role in monetary transmission).

Table 5 describes the policy rule that minimizes the average central bank loss over the two models presented above and permits comparison with the optimal rule for each of the two underlying models. This rule is one variant of the monetary policy rules analyzed in Gerdesmeier, et al. (2002) that attempt to address the problem of model uncertainty, i.e. the need to arrive at a *single* interest rate decision on the basis of analysis in *both* the benchmark model and in the variant of it. As noted in the main text, the response of interest rates to monetary developments (i.e., the response coefficients on the money gap in the policy rule) is large. Moreover, these coefficients are greater than the average of the two corresponding coefficients in the individual underlying models. The intuition behind these results is discussed in the main text.

The parameter calibrations used to undertake the exercises reported in this Appendix are shown in Table 6.

In synthesis, in both of the models introduced in this Appendix, the adoption of a monetary policy rule that preserves price stability ensures that monetary growth will fluctuate around its steady state rate (i.e., M3 growth oscillates around the reference value). This is a direct implication of the observation that the optimal policy rule in both models will render the economic system stable if it is to preserve price stability. Yet if the underlying monetary policy rule adopted by the central bank

⁵³ For the simple money-based instrument rule (1), the response parameter ϕ is chosen so as to minimize the central bank’s loss function described by equation (5).

does not preserve price stability,⁵⁴ then monetary growth diverges from the steady state (i.e. the reference value) in both models.

⁵⁴ In the output gap model, it is sufficient to choose a monetary policy rule with a coefficient less than unity on inflation, such that the real interest rate does not rise in response to an inflationary shock (cf. Clarida, et al., 1999). In other words, violating the Taylor principle is sufficient to induce instability. This condition is not sufficient in the P* model: a rule that preserves price stability may have a coefficient less than unity on inflation in this context.

Table 1 *Summary of studies of the long-run money demand equations for euro area M3*

	<i>Sample</i>	<i>Aggregation method</i>	<i>Income elasticity</i>	<i>Interest rate (real) elasticity</i>	<i>Other variables in long-run money demand equation</i>	<i>Weak exogeneity</i>
Coenen and Vega, 1999	1980:4 – 1997:2	Sum logs of national components	1.14	-0.820 <i>(see the spread between the long-term and short-term interest rate)</i>	inflation, with a coefficient of -1.462 <i>(interpreted as a measure of opportunity cost)</i>	output, inflation, short-term interest rate, long-term interest rate
Brand and Cassola, 2000	1980:1 – 1999:3	Sum national components at irrevocable fixed exchange rates	1.33	-1.668 <i>(see the long-term interest rate)</i>	<i>none</i> <i>(estimated as a system with the yield curve and Fisher parity conditions)</i>	<i>none</i>
Calza, Gerdesmeier and Levy, 2001	1980:1 – 1999:4	Sum national components at irrevocable fixed exchange rates	1.34	-0.86 <i>(see the spread between the short-term market interest rate and the own rate on M3)</i>	<i>none</i>	output

Sources: Coenen and Vega (1999); Brand and Cassola (2000); Calza, et al. (2001).

Table 2 *Leading indicator of properties of monetary variables for HICP inflation in the euro area*

This table reports the ratio of the MSE of the out-of-sample forecasts for the model including the indicator variable to the MSE of the simple univariate time series model of inflation.

The sample period is 1992:1 – 2000:3.

Variable	Transformation	Horizon in quarters			
		1	4	8	12
<i>Univariate model, for reference</i> (% RMSE)		0.50	0.62	0.70	1.02
M1	DLN	0.98	1.04	1.05	0.95
M2	DLN	0.98	0.92	0.89	0.90
M3	DLN	0.90	1.29	0.98	0.43
Credit	DLN	0.93	0.90	0.74	0.58
Money gap <i>BC</i>	LN	1.05	1.02	0.87	0.64
<i>CV</i>	LN	1.11	1.05	1.31	1.46
P-star <i>BC</i>	DLN	0.86	0.76	0.60	0.80
<i>CV</i>	DLN	1.08	0.98	0.97	1.08
Output gap	LN	1.14	1.01	0.96	0.78
Unemployment	L	0.90	0.82	1.36	0.88
Unit labour costs	DLN	1.09	0.94	0.87	1.20
Effective exchange rate	DLN	1.20	1.14	1.03	1.04
Oil prices	DLN	1.37	1.05	0.99	1.81

Notes: Transformations: D = first difference; LN = logarithm; L = level. BC is the Brand and Cassola (2000) model; CV is the Coenen and Vega (1999) model.

Source: Nicoletti-Altimari (2001), Table 1a, p. 39.

Table 3 *Performance of optimal and money-based rules in the two models in the Appendix*

	Output gap model	P* model
Optimal rule		
<i>Coefficient on:</i> y_t	10.051	7.358
Δp_t	10.512	8.472
$(m - p)_t$	0	15.386
$(m - p)_{t-1}$	0	-12.118
Loss with optimal rule	6.309	8.836
Simple money-based instrument rule		
<i>Response parameter</i> φ	2.135	1.906
Loss with simple money-based instrument rule	15.589	24.959
Simple intermediate monetary targeting rule		
Loss with simple intermediate monetary targeting rule	23.909	24.652

Notes: Because of the de-meaning and de-trending of all variables, all steady states have been normalized to zero.

Table 4 *Bivariate correlations in simulations of the two models in the Appendix under optimal rules*

a) Output gap model

	Inflation	Monetary growth	Interest rates
Inflation	1		
Monetary growth	0.77	1	
Interest rates	0.40	0.35	1

b) P model*

	Inflation	Monetary growth	Interest rates
Inflation	1		
Monetary growth	0.86	1	
Interest rates	0.16	0.22	1

Table 5 *Coefficients and performance of rule that minimizes average central bank loss over the two paradigms*

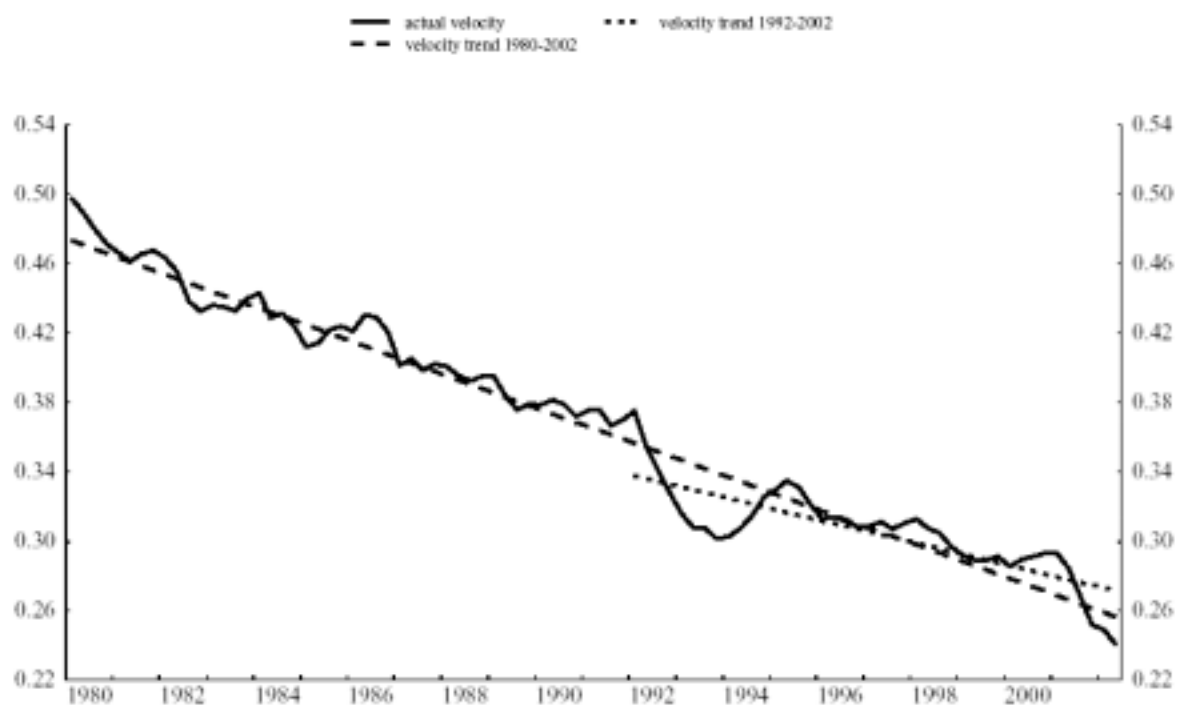
	Bayesian rule weighting loss functions ($q = 0.5$)	<i>OGM optimal rule</i>	<i>P* optimal rule</i>
<i>Coefficient in weighted rule on:</i>			
$(y - y^*)_t$	9.572	<i>10.051</i>	<i>7.358</i>
Δp_t	9.481	<i>10.512</i>	<i>8.472</i>
$(m - p)_t$	9.525	<i>0</i>	<i>15.386</i>
$(m - p)_{t-1}$	-8.190	<i>0</i>	<i>-12.118</i>
Loss in OGM	7.096	<i>6.309</i>	<i>9.210</i>
Loss in P* model	9.456	<i>12.673</i>	<i>8.836</i>
Mean loss	8.276	<i>9.491</i>	<i>9.023</i>
Maximum loss	9.456	<i>12.673</i>	<i>9.210</i>

Note: The rule described in this table minimizes the average central bank loss over the two paradigms (summarized by the two models), i.e. $\min L = 0.5 \times L_{OG} + 0.5 \times L_{P^*}$.

Table 6 *Calibrated values for the model parameters*

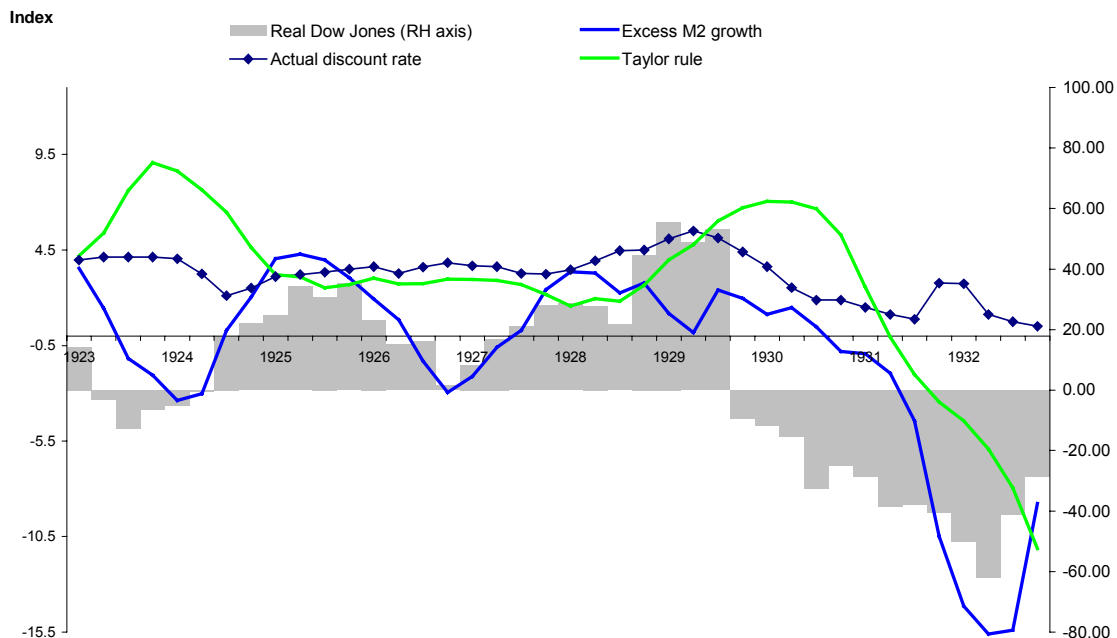
Parameter	Calibrated value	Economic interpretation
λ	0.9	Output persistence.
δ	0.1	Real interest rate elasticity of aggregate demand.
β	0.1	Sensitivity of inflation to the output gap.
ϕ	0.6	Persistence of real monetary growth.
ν	0.1	Error correction coefficient in money demand equation.
γ	0.25	Long-run interest rate elasticity of money demand.
ω	0.5	Weight on lagged inflation in P* inflation equation.
μ	0.2	Error correction coefficient in P* inflation equation
$\Sigma_{OG} = \Sigma_{P^*}$	$\begin{bmatrix} 1 & 0 & 0 & 0 \\ 0 & 1 & 0 & 0 \\ 0 & 0 & 1 & 0 \\ 0 & 0 & 0 & 0 \end{bmatrix}$	Covariance matrix of the structural economic (demand, supply and money) shocks. (For simplicity, a diagonal matrix with unit variances is assumed for both models.)
ψ	0.5	Relative weight on inflation variance in the central bank's loss function.

Chart 1. M3 velocity trends for the euro area (log levels)



Sources: ECB (M3) and ECB calculations based on Eurostat data (GDP).
Note: Velocity is measured as the ratio of nominal GDP to M3. The underlying quarterly series are seasonally adjusted and constructed by aggregating national data converted into euro at the irrevocable exchange rates applied as from 1 January 1999 and as from 1 January 2001 in the case of Greece. The M3 series is based on the headline index of adjusted stocks (for further details, see the technical notes in the "Euro area statistics" section of the ECB Monthly Bulletin). M3 quarterly data are averages of end-month observations.

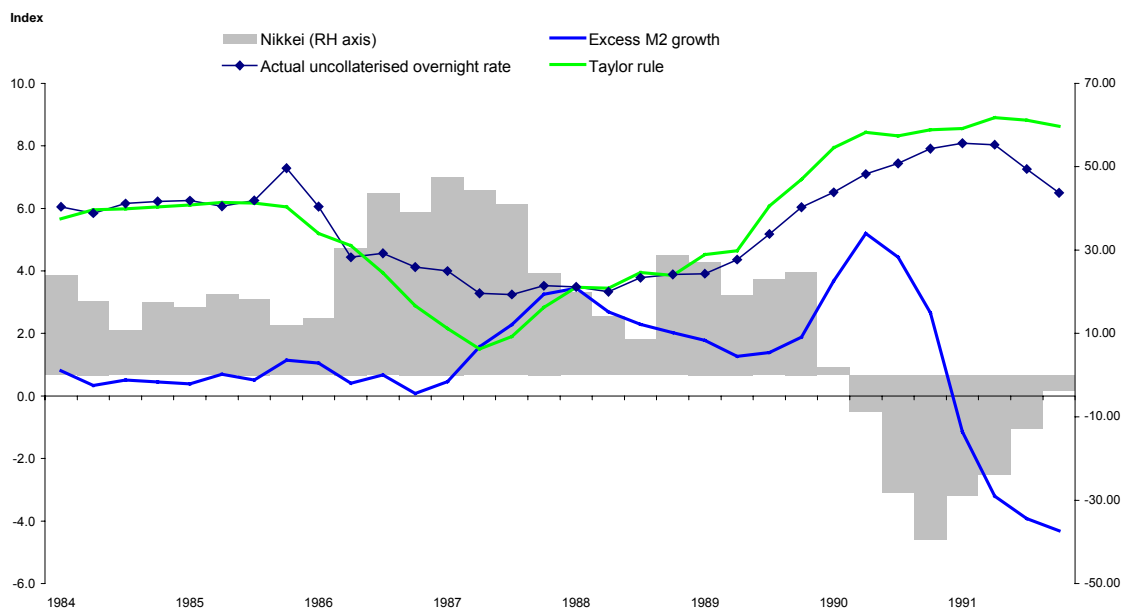
Chart 2. The US in the 1920s: Excess money growth, real asset price growth and monetary policy(*)
(Year on year changes)



Sources: Issing (2002)

(*) Note: Excess money growth is defined as $\Delta_4 e = \Delta_4 m - [\Delta_4 p + \Delta_4 y] + \Delta_4 v$, where Δ_4 denotes the four-quarter difference operator and m , p , y and v stand for (logs of) the actual stock of M2, the price objective, real potential GDP, and long-term velocity of circulation, respectively. The price objective is normalised to 1, potential output is obtained applying an HP-filter to actual real GDP, trend velocity for 1923-1930 is constructed by interpolating a linear trend to realised velocity over 1921-1929, and by imposing a structural break afterwards to reflect the sharp contraction in nominal GDP, primarily led by a fall in producer prices. The Taylor rule has been calibrated to an equilibrium real interest rate equal to the average real discount rate observed in the first two quarters of 1923, and imposing an inflation coefficient 1.5 and an output gap coefficient of 0.5.

Chart 3. Japan in the 1980s: Excess money growth, real asset price growth and monetary policy(*)
(Year on year changes)



Sources: Issing (2002)

(*) Note: Excess money growth is defined as $\Delta_4 e = \Delta_4 m - [\Delta_4 p + \Delta_4 y] + \Delta_4 v$, where Δ_4 denotes the four-quarter difference operator and m , p , y and v stand for (logs of) the actual stock of M2+CDs, the price objective, real potential GDP, and long-term velocity of circulation, respectively. The Bank of Japan implicit inflation objective has been set equal to an yearly rate of 1.7 per cent (the average of the Japanese CPI inflation between 1984 and 1991), potential output is obtained applying an HP-filter to actual real GDP, trend velocity is constructed by interpolating a linear trend to realised velocity over a 20-year period starting in 1980. The Taylor rule has been calibrated to an equilibrium real interest rate equal to the average real uncollateralised overnight rate observed in the first two quarters of 1984, and imposing an inflation coefficient 1.5 and an output gap coefficient of 0.5.

References

- Bank of England (1999). Economic models at the Bank of England, London.
- Benhabib, J., S. Schmitt-Grohé and M. Uribe (2001a). “The perils of Taylor rules.” *Journal of Economic Theory* 96 (1), pp. 40-69.
- Benhabib, J., S. Schmitt-Grohé and M. Uribe (2001b). “Avoiding liquidity traps.” *Journal of Political Economy* (forthcoming).
- Benhabib, J., S. Schmitt-Grohé and M. Uribe (2001c). “Chaotic interest rate rules.” Mimeo.
- Bernanke, B.S. and M. Woodford (1997), “Inflation forecasts and monetary policy,” *Journal of Money, Credit and Banking* 29.
- Bordo, M. and O. Jeanne (2002), “Boom-Busts in Asset Prices, Economic Instability and Monetary Policy” NBER Working Paper w8966 (May).
- Borio, C. and P. Lowe (2002), “Asset Prices, Financial and Monetary Stability: Exploring the Nexus,” BIS Working Paper No. 114, July.
- Brainard, W. (1967). “Uncertainty and the effectiveness of policy”. *American Economic Review* 57, pp. 411-425.
- Brand, C. and N. Cassola (2000). “A money demand system for euro area M3”. ECB Working paper no. 39.
- Brand, C., D. Gerdesmeier and B. Roffia (2002). “The derivation of the reference value for monetary growth”. ECB Occasional paper no. 2. Brunner, K and A.H. Meltzer (1968). “Liquidity Traps for Money, Bank Credit, and Interest Rates”. *Journal of Political Economy* 76(1), pp. 1-37.
- Bruggeman, A., P. Donati and A. Warne (2003). “Is the demand for euro area M3 stable?”, ECB background paper, May.
- Bullard, J. and K. Mitra (2000). “Learning about monetary policy rules,” Federal Reserve Bank of St. Louis Working paper no. 2000-001b.
- Calza, A., D. Gerdesmeier and J. Levy (2001). “Euro area money demand: Measuring the opportunity costs appropriately”. IMF Working paper no. 01/179.
- Carlstrom, C. and T. Fuerst (2001a). “Timing and real indeterminacy in monetary models,” *Journal of Monetary Economics* 47.
- Carlstrom, C. and T. Fuerst (2001b). “Learning and the central bank.” Mimeo.
- Christiano, L. and C. J. Gust (1999). Comment on A. Levin, V. Wieland and J. C. Williams, “Robustness of simple monetary policy rules under model uncertainty.” in eds. J. B. Taylor Monetary policy rules. Chicago: University of Chicago Press.
- Christiano, L. and M. Rostagno (2001a). “Money growth monitoring and the Taylor rule”. NBER Working paper no. 8539.
- Christiano, L. and M. Rostagno (2001b). “Money growth monitoring in a limited participation model”. Mimeo.
- Christiano, L., M. Eichenbaum and C. Evans (1997). “Sticky Price and Limited Participation Models of Money: A Comparison.” *European Economic Review* 41, 1201-1249.

- Christiano, L., M. Eichenbaum and C. Evans (2001). "Nominal rigidities and the dynamic effects of a shock to monetary policy". Mimeo.
- Clarida, R., J. Gali and M. Gertler (1999). "The science of monetary policy: A new Keynesian perspective". *Journal of Economic Literature* 37 (4), pp. 1661-1721.
- Clarida, R., J. Gali and M. Gertler (2000). "Monetary policy rules and macroeconomic stability: Evidence and some theory." *The Quarterly Journal of Economics* February, pp. 147-180.
- Coenen, G. and J-L. Vega (1999). "The demand for M3 in the euro area". ECB Working paper no. 6.
- Coenen, G., A. Levin and V. Wieland (2001). "Data uncertainty and the role of money as an information variable for monetary policy". ECB Working paper no. 84.
- Cristadoro, R., M. Forni, L. Reichlin and G. Veronese (2001). "A core inflation index for the euro area". Banca d'Italia, Temi di discussione n. 435.
- ECB (1999a). "The stability-oriented monetary policy strategy of the Eurosystem". ECB *Monthly Bulletin* (January), pp. 39-50.
- ECB (1999b). "Euro area monetary aggregates and their role in the Eurosystem's monetary policy strategy". ECB *Monthly Bulletin* (February), pp. 29-46.
- ECB (2000). "The two pillars of the ECB's monetary policy strategy". ECB *Monthly Bulletin* (November), pp. 37-48.
- ECB (2001a). "Framework and tools of monetary analysis". ECB *Monthly Bulletin* (May), pp. 41-58.
- ECB (2001b). "The reference value for monetary growth". ECB *Monthly Bulletin* (December), pp. 11-13.
- ECB (2001c). "Issues related to monetary policy rules". ECB *Monthly Bulletin* (October), pp. 37-50.
- ECB / CFS (2000). Monetary policy and uncertainty, Frankfurt.
- Engert, W. and J. Seldoy (1998). "Uncertainty and multiple paradigms". Bank of Canada Working paper no. 98-7.
- Engle, R.F. and C.W.J. Granger (1987). "Cointegration and error correction: Representation, estimation and testing". *Econometrica* 50, pp. 987-1007.
- Evans, G. W. and S. Honkapohja (2001). "Expectations and the stability problem for optimal monetary policies". Mimeo.
- Gali, J. (2001). "Money policy in the early years of EMU." Paper prepared for the conference "The functioning of EMU: The challenges of the early years" organized by the European Commission, Brussels 21-22 March.
- Gerlach, S. and L.E.O. Svensson (2002). "Money and inflation in the euro area: A case for monetary indicators?" CEPR Working paper no. 3392.
- Gerdesmeier, D., R. Motto and H. Pill (2002). "Paradigm uncertainty and the role of monetary developments in monetary policy rules" available at: www.ecb.int/events/conf/other/mprules.
- Goodfriend, M. and R. G. King (1997). "The New Neoclassical Synthesis and the Role of Monetary Policy," in eds. B. Bernanke and J. Rotemberg NBER Macroeconomics Annual 1997, Cambridge, MA: MIT Press.

- Gottschalk, J. F., Martinez Rico and W. Van Zandweghe (1999). "Money as an indicator in the euro zone". Kiel Working Paper n. 984.
- Hallman, J.J., R.D. Porter and D.H. Small (1991). "Is the price level tied to the M2 monetary aggregate in the long run?" *American Economic Review* 81, pp. 841-58.
- Hansen, L.P. and T.J. Sargent (2000). "Wanting robustness in macroeconomics", mimeo, Stanford University.
- Hume, D. (1752). "Of money", reprinted in Writings on economics, ed. E. Rotwein (1970), University of Wisconsin Press, Madison.
- Issing, O. (2002). "Monetary policy in a changing environment". Contribution to the Symposium on "Rethinking Stabilization Policy," hosted by the Federal Reserve Bank of Kansas City (Jackson Hole, 30 August 2002).
- Issing, O., V. Gaspar, I. Angeloni and O. Tristani (2001). Monetary policy in the euro area: Strategy and decision-making at the European Central Bank, Cambridge University Press.
- Jensen, H. (2002a). "Monetary policy frameworks and real equilibrium determinacy," Mimeo, University of Copenhagen.
- Jensen, H. (2002b). "Targeting nominal income growth or inflation?," *American Economic Review* 92(4), September.
- Johansen, S. and K. Juselius (1990). "Maximum likelihood estimation and inference on cointegration with application to the demand for money". *Oxford Bulletin of Economics and Statistics* 52, pp. 162-210.
- Kerr, W., and R. King (1996), "Limits on Interest Rate Rules in the IS-LM Model," *Federal Reserve Bank of Richmond Economic Quarterly* (Spring).
- King, M.A. (2002). "No money, no inflation – The role of money in the economy". Bank of England *Quarterly Bulletin* (Summer) pp. 162-177.
- Krugman, P. (1998), "It's Baaack! Japan's slump and the return of the liquidity trap," *Brookings Papers on Economic Activity* (2), pp. 137-187.
- Leeper, E. (1991). "Equilibria under 'active' and 'passive' monetary and fiscal policies". *Journal of Monetary Economics* 27, pp. 129-147.
- Levin, A. and J. Williams (2002). "Robust monetary policy with competing reference models". Presentation to the NBER summer institute.
- Levin, A., V. Wieland and J. Williams (2001). "The performance of forecast-based monetary policy rules under model uncertainty," ECB Working paper no. 68.
- Loyo, E. (1999). "Tight money paradox on the loose: A fiscalist hyperinflation". Mimeo.
- Masuch, K., H. Pill and C. Willeke (2001). "Framework and tools of monetary analysis" in eds. H-J. Klöckers and C. Willeke Monetary analysis: Tools and applications, European Central Bank.
- McCandless, G.T. and W.E. Weber (1995). "Some monetary facts". Federal Reserve Bank of Minneapolis *Quarterly Review* 19, pp. 2-11.
- McCallum, B. (1981). "Price level determinacy with an interest rate policy rule and rational expectations," *Journal of Monetary Economics* 8.

- McCallum, B. (1988). "Robustness properties of a rule for monetary policy". *Carnegie-Rochester Series on Public Policy* 29 pp. 173-209.
- McCallum, B. (2000). "Alternative Monetary Policy Rules: A Comparison with Historical Settings for the United States, the United Kingdom and Japan, NBER Working Paper No. w7725 (June).
- McCallum, B. (2001). "Monetary policy analysis in models without money," NBER Working paper no. 8174.
- Meyer, L.H. (2001). "Does money matter?" The 2001 Homer Jones Memorial Lecture, Washington University, St. Louis, Missouri, March 28, 2001, in *The Federal Reserve Bank of Saint Louis Review*, September/October.
- Nelson, E. (2002). "Direct effects of base money on aggregate demand: Theory and evidence." *Journal of Monetary Economics* 49, pp. 687-708.
- Nicoletti-Altimari, S. (2001). "Does money lead inflation in the euro area?" ECB Working paper no. 63.
- Orphanides, A. (2000). "The quest for prosperity without inflation". ECB Working paper no. 15.
- Orphanides, A. and R. Porter (2001). "Money and inflation: The role of information regarding the determinants of M2 behaviour" in eds. H-J. Klöckers and C. Willeke Monetary analysis: Tools and applications, European Central Bank.
- Pill, H. (2001). "Monetary analysis: Tools and applications" in eds. H-J. Klöckers and C. Willeke Monetary analysis: Tools and applications, European Central Bank.
- Rudebusch, G. and L.E.O. Svensson (1999). "Policy rules for inflation targeting" in ed. J.B. Taylor Monetary policy rules, University of Chicago Press.
- Sargent, T.J. and N. Wallace (1975). "Rational Expectations, the Optimal Monetary Instrument and the Optimal Money Supply Rule." *Journal of Political Economy* 3.
- Sargent, T.J. (1987). Dynamic macroeconomic theory, Harvard University Press.
- Selody, J. (2001). "Uncertainty and multiple perspectives" in eds. H-J. Klöckers and C. Willeke Monetary analysis: Tools and applications, European Central Bank.
- Södertröm, U. (2001). "Targeting inflation with a prominent role for money." Sveriges Riksbank Working Paper No. 123.
- Stock, J. and M. Watson (1999). "Forecasting inflation". *Journal of Monetary Economics* 44, pp. 293-335.
- Stracca, L. (2000). "The functional form of the demand for euro area M1". ECB Working paper no. 51.
- Stracca, L. (2001). "Does liquidity matter? Properties of a synthetic Divisia monetary aggregate in the euro area". ECB Working paper no. 79.
- Svensson, L.E.O. (1997). "Inflation forecast targeting: Implementing and monitoring inflation targets". *European Economic Review* 41, pp. 1111-1146.
- Svensson, L.E.O. (1999). "Inflation targeting as a monetary policy rule". *Journal of Monetary Economics* 43, pp. 607-654.
- Svensson, L.E.O. (2000). "Does the P* model provide any rationale for monetary targeting?" *German Economic Review* 1, pp. 69-81.

- Svensson, L.E.O (2001). "The Zero Bound in an Open Economy: A Foolproof Way of Escaping from a Liquidity Trap." *Monetary and Economic Studies*, pp. 277-321 (February).
- Svensson, L.E.O. and M. Woodford (2003). "Implementing optimal policy through inflation-forecast targeting." Mimeo.
- Taylor, J.B. (1993). "Discretion versus policy rules in practice". *Carnegie-Rochester Series on Public Policy* 29, pp.173-209.
- Taylor, J.B. (1999). Monetary policy rules, Chicago: University of Chicago Press.
- Trecroci, C. and J-L.Vega (2000). "The information content of M3 for future inflation". ECB Working paper no. 33.
- Vestin, D. (1999). "Price level targeting versus inflation targeting in a forward-looking model". Mimeo, available at <http://vestin.bei.t-online.de/html/price.html>.
- Woodford, M. (1997). "Control of the public debt: A requirement for price stability?" in eds. G. Calvo and M. King The Debt Burden and Monetary Policy, London: MacMillan.
- Woodford, M. (1999). "Optimal monetary policy inertia." NBER working paper no. 7261.
- Woodford, M. (2000a). "Fiscal requirements for price stability" the 2000 Money Credit and Banking Lecture, presented at Ohio State University on May 1, 2000.
- Woodford, M. (2000b). "Pitfalls of Forward-Looking Monetary Policy," *American Economic Review* 90(2), May.
- Woodford, M. (2002). "Interest and Prices: Foundations of a Theory of Monetary Policy," forthcoming (Princeton University Press).