

Temporal Logic Motion Planning for Dynamic Robots

Georgios E. Fainekos^a, Antoine Girard^b, Hadas Kress-Gazit^a, George J. Pappas^a

^a3330 Walnut St, GRASP Laboratory, University of Pennsylvania, PA 19104, US

^bLaboratoire Jean Kuntzmann, Université Joseph Fourier

Abstract

In this paper, we address the temporal logic motion planning problem for mobile robots that are modeled by second order dynamics. Temporal logic specifications can capture the usual control specifications such as reachability and invariance as well as more complex specifications like sequencing and obstacle avoidance. Our approach consists of three basic steps. First, we design a control law that enables the dynamic model to track a simpler kinematic model with a globally bounded error. Second, we built a robust temporal logic specification that takes into account the tracking errors of the first step. Finally, we solve the new robust temporal logic path planning problem for the kinematic model using automata theory and simple local vector fields. The resulting continuous time trajectory is provably guaranteed to satisfy the initial user specification.

Key words: Motion Planning, Temporal Logic, Robustness, Hybrid Systems, Hierarchical Control.

1 Introduction

One of the main challenges in robotics is the development of mathematical frameworks that formally and verifiably integrate high level planning with continuous control primitives. Traditionally, the path planning problem for mobile robots has considered reachability specifications of the form “move from the Initial position I to the Goal position G while staying within region R ”. The solutions to this well-studied problem span a wide variety of methods, from continuous (like potential or navigation functions [4, §4]) to discrete (like Canny’s algorithm, Voronoi diagrams, cell decompositions and probabilistic road maps [4,24]).

Whereas these methods solve the basic path planning problem, they do not address high level planning issues that arise when one considers a number of goals or a particular ordering of them. In order to manage such constraints, one should employ one of the existing high level planning methods [24]. Even though the aforementioned methods can handle partial ordering of goals, they

cannot deal with temporally extended goals. For such specifications, planning techniques [15] that are based on model checking [5] seem to be a better choice. Using temporally extended goals, one would sacrifice some of the efficiency of the standard planning methods for expressiveness in the specifications. Temporal logics such as Linear Temporal Logic (LTL) [30] and its continuous time version propositional temporal logic over the reals (RTL) [31] have the expressive power to describe a conditional sequencing of goals under a well defined formal framework.

Such a formal framework can provide us with the tools for automated controller synthesis and code generation. Beyond the provably correct synthesis of hybrid controllers for path planning from high level specifications, temporal logics have one more potential advantage when compared to other formalisms, e.g., regular languages [22]. That is to say, temporal logics were designed to bear a resemblance to natural language. Along the same lines, one can develop computational interfaces between natural language and temporal logics [23]. This fact alone makes temporal logics a suitable medium for our daily discourse with future autonomous agents.

In our previous work [11], we have combined such planning frameworks with local controllers defined over convex cells [3,7] in order to perform temporal logic motion planning for a fully actuated kinematics model of a robot. In a kinematics model, the control inputs to

* Corresponding author G. E. Fainekos. This research is partially supported by NSF EHS 0311123, NSF ITR 0121431 and ARO MURI DAAD 19-02-01-0383.

Email addresses: fainekos@grasp.upenn.edu (Georgios E. Fainekos), antoine.girard@imag.fr (Antoine Girard), hadaskg@grasp.upenn.edu (Hadas Kress-Gazit), pappasg@grasp.upenn.edu (George J. Pappas).

the system are actually the desired velocities. However, when the velocity of the mobile robot is high enough, a kinematics model is not enough any more, necessitating thus the development of a framework that can handle a dynamics model. In a dynamics model, as opposed to a kinematics model, the control inputs are the forces (or accelerations) that act upon the system. In this paper, we provide a tractable solution to the RTL motion planning problem for dynamics models of mobile robots.

2 Problem Description

We consider a mobile robot which is modeled by the second order system Σ (*dynamics model*):

$$\begin{aligned} \ddot{x}(t) &= u(t), \quad t \geq 0, \quad x(0) \in X_0, \quad \dot{x}(0) = 0, \\ x(t) &\in X, \quad u(t) \in U = \{\mu \in \mathbb{R}^2 \mid \|\mu\| \leq u_{max}\} \end{aligned} \quad (1)$$

where $x(t) \in X$ is the position of the robot in the plane, $X \subseteq \mathbb{R}^2$ is the free workspace of the robot and $X_0 \subseteq X$ is a compact set that represents the set of initial positions. Note that the robot is initially at rest, i.e., $\dot{x}(0) = 0$, and that the acceleration bound $u_{max} > 0$ models the constraints on the control input $u(t)$ (forces or acceleration). Here, $\|\cdot\|$ is the Euclidean norm.

The goal of this paper is to construct a hybrid controller that generates control inputs $u(t)$ for system Σ so that for the set of initial states X_0 , the resulting motion $x(t)$ satisfies a formula-specification ϕ in the propositional temporal logic over the reals [31]. Following [31], we refer to this logic as RTL. For the high level planning problem, we consider the existence of a number of regions of interest to the user. Such regions could be rooms and corridors in an indoor environment or areas to be surveyed in an outdoor environment. Let $\Pi = \{\pi_0, \pi_1, \dots, \pi_n\}$ be a finite set of symbols that label these areas. The denotation $\llbracket \cdot \rrbracket : \Pi \rightarrow \mathcal{P}(X)$ of each symbol in Π is a subset of X , i.e., for any $\pi \in \Pi$ we have $\llbracket \pi \rrbracket \subseteq X$. Here, $\mathcal{P}(G)$ denotes the powerset of a set G . We reserve the symbol π_0 to model the free workspace of the robot, i.e., $\llbracket \pi_0 \rrbracket = X$.

In order to make apparent the use of RTL for the composition of motion planning specifications, we first give an informal description of the traditional and temporal operators. The formal syntax and semantics of RTL are presented in Section 3. RTL formulas are built over a set of propositions, the set Π in our case, using combinations of the traditional and temporal operators. Traditional logic operators are the *conjunction* (\wedge), *disjunction* (\vee) and *negation* (\neg). Some of the temporal operators are *eventually* (\diamond), *always* (\square), *until* (\mathcal{U}) and *release* (\mathcal{R}). The propositional temporal logic over the reals can describe the usual properties of interest for control problems, i.e., *reachability* ($\diamond\pi$) and *safety*: ($\square\pi$ or $\square\neg\pi$). Beyond the usual properties, RTL can capture sequences of events and infinite behaviours. For example:

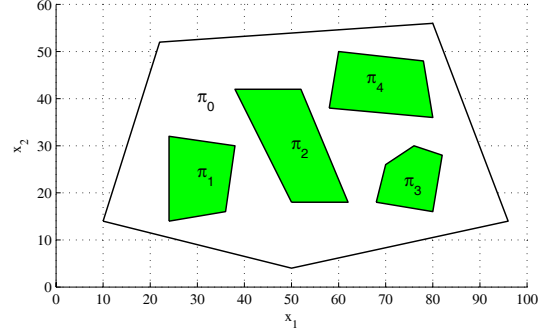


Fig. 1. The simple environment of Example 1. The four regions of interest $\pi_1, \pi_2, \pi_3, \pi_4$ are enclosed by the polygonal region labeled by π_0 .

- **Reachability while avoiding regions:** The formula $\neg(\pi_1 \vee \pi_2 \vee \dots \vee \pi_n) \mathcal{U} \pi_{n+1}$ expresses the property that the sets $\llbracket \pi_i \rrbracket$ for $i = 1, \dots, n$ should be avoided until $\llbracket \pi_{n+1} \rrbracket$ is reached.
- **Sequencing:** The requirement that we must visit $\llbracket \pi_1 \rrbracket$, $\llbracket \pi_2 \rrbracket$ and $\llbracket \pi_3 \rrbracket$ in that order is captured by the formula $\diamond(\pi_1 \wedge \diamond(\pi_2 \wedge \diamond\pi_3))$.
- **Coverage:** Formula $\diamond\pi_1 \wedge \diamond\pi_2 \wedge \dots \wedge \diamond\pi_n$ reads as the system will eventually reach $\llbracket \pi_1 \rrbracket$ and eventually $\llbracket \pi_2 \rrbracket$ and ... eventually $\llbracket \pi_n \rrbracket$, requiring the system to eventually visit all regions of interest without imposing any ordering.
- **Recurrence (Liveness):** The formula $\square(\diamond\pi_1 \wedge \diamond\pi_2 \wedge \dots \wedge \diamond\pi_n)$ requires that the trajectory does whatever the coverage does and, in addition, will force the system to repeat the desired objective infinitely often.

More complicated specifications can be composed from the basic specifications using the logic operators. In order to better explain the different steps in our framework, we consider throughout the paper the following example.

Example 1 Consider a robot that is moving in a convex polygonal environment π_0 with four areas of interest denoted by $\pi_1, \pi_2, \pi_3, \pi_4$ (see Fig. 1). Initially, the robot is placed somewhere in the region labeled by π_1 and its velocity is set to zero. The robot must accomplish the following task: “Visit area $\llbracket \pi_2 \rrbracket$, then area $\llbracket \pi_3 \rrbracket$, then area $\llbracket \pi_4 \rrbracket$ and, finally, return to and stay in region $\llbracket \pi_1 \rrbracket$ while avoiding areas $\llbracket \pi_2 \rrbracket$ and $\llbracket \pi_3 \rrbracket$ ”. Also, it is implied that the robot should always remain inside the free workspace X , i.e., region $\llbracket \pi_0 \rrbracket$, and that $X_0 = \llbracket \pi_1 \rrbracket$.

In this paper, for such specifications, we provide a computational solution to the following problem.

Problem 2 Given the system Σ and an RTL formula ϕ , construct a hybrid controller H_ϕ for Σ such that the trajectories of the closed-loop system satisfy formula ϕ .

We propose a hierarchical synthesis approach which consists of three components : tracking control using ap-

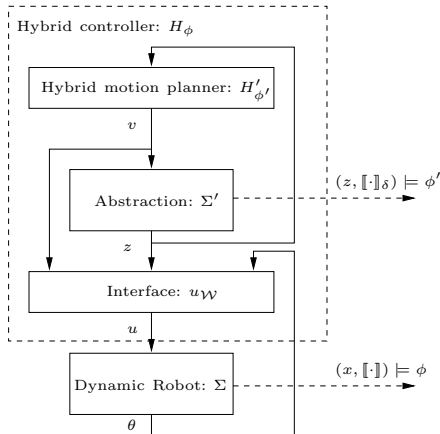


Fig. 2. Hierarchical architecture of the hybrid controller H_ϕ .

proximate simulation relations [16], robust satisfaction of RTL formulas [10] and hybrid control for motion planning [11]. First, Σ is abstracted to the first order system Σ' (*kinematics model*):

$$\begin{aligned} \dot{z}(t) &= v(t), \quad t \geq 0, \quad z(0) \in Z_0, \\ z(t) \in Z, \quad v(t) \in V &= \{\nu \in \mathbb{R}^2 \mid \|\nu\| \leq v_{max}\} \end{aligned} \quad (2)$$

where $z(t) \in Z$ is the position of the robot in the kinematics model, $Z \subseteq \mathbb{R}^2$ is a modified free workspace, $Z_0 = X_0$ is the set of possible initial positions and $v_{max} > 0$ is a velocity bound on the control input values $v(t)$. Using the notion of approximate simulation relation, we evaluate the precision δ with which the system Σ is able to track the trajectories of the abstraction Σ' and design a continuous tracking controller that we call *interface*. Second, from the RTL formula ϕ and the precision δ , we derive a more robust formula ϕ' such that if a trajectory z satisfies ϕ' , then any trajectory x remaining at time t within distance δ from $z(t)$ satisfies formula ϕ . Thirdly, we design a hybrid controller H'_ϕ for the abstraction Σ' , so that the trajectories of the closed loop system satisfy the formula ϕ' . Finally, by putting these three components together, as shown in Fig. 2, we design a hybrid controller H_ϕ solving Problem 2. In the following, we detail each step of our approach.

3 Propositional Temporal Logic over the Reals

Physical processes, such as the motion of a robot, evolve in continuous time. As such, it is more intuitive for the user to state the desired robotic behavior using temporal logics with underlying continuous time semantics [31] instead of discrete [30]. In this paper, we advocate the applicability of the propositional temporal logic over the reals with the until connective (RTL) [31] as a natural formalism for a motion planning specification language. First, we introduce the syntax of RTL formulas in Negation Normal Form (NNF) [5, §9.4].

Definition 3 (RTL/LTL Syntax) *The set Φ_Π of all well formed formulas (wff) over the set of atomic propositions Π is constructed using the grammar*

$$\phi ::= \top \mid \perp \mid \pi \mid \neg\pi \mid \phi \vee \phi \mid \phi \wedge \phi \mid \phi \mathcal{U} \phi \mid \phi \mathcal{R} \phi$$

where $\pi \in \Pi$ and \top, \perp are the Boolean constants true and false respectively. If the rule $\neg\pi$ is dropped from the grammar, then no negation operator appears in a formula and the set of wff is denoted by Φ_Π^+ .

Formally, the semantics of RTL formulas is defined over continuous time Boolean signals. Here, we instantiate the definitions of the semantics over abstractions of the trajectories of the system Σ with respect to the sets $[\pi]$ for all $\pi \in \Pi$. Let $(x, [\cdot]) \models \phi$ denote the satisfaction of the RTL formula ϕ over the trajectory x starting at time 0 with respect to the atomic proposition mapping $[\cdot]$. If x does not satisfy ϕ under the map $[\cdot]$, then we write $(x, [\cdot]) \not\models \phi$. If all the trajectories x of the system Σ driven by a hybrid controller H and associated to an initial state in X_0 are such that $(x, [\cdot]) \models \phi$, then we write $([\Sigma, H], [\cdot]) \models \phi$ and we say that $[\Sigma, H]$ satisfies ϕ . In the following, given any function f from some time domain \mathbb{T} (e.g., \mathbb{R} or \mathbb{N}) to some set \mathbb{X} , we define $f|_t$ for $t \in \mathbb{T}$ to be the t time shift of f with definition $f|_t(t') = f(t + t')$ for $t' \in \mathbb{T}$.

Definition 4 (RTL Semantics) *Let x be a trajectory of Σ . The semantics of any formula $\phi \in \Phi_\Pi$ can be recursively defined as:*

$$\begin{aligned} (x, [\cdot]) \models \top, \quad (x, [\cdot]) \not\models \perp \\ (x, [\cdot]) \models \pi \text{ iff } x(0) \in [\pi] \\ (x, [\cdot]) \models \neg\pi \text{ iff } x(0) \notin [\pi] \\ (x, [\cdot]) \models \phi_1 \vee \phi_2 \text{ iff } (x, [\cdot]) \models \phi_1 \text{ or } (x, [\cdot]) \models \phi_2 \\ (x, [\cdot]) \models \phi_1 \wedge \phi_2 \text{ iff } (x, [\cdot]) \models \phi_1 \text{ and } (x, [\cdot]) \models \phi_2 \\ (x, [\cdot]) \models \phi_1 \mathcal{U} \phi_2 \text{ iff } \exists t \geq 0 \text{ such that } (x|_t, [\cdot]) \models \phi_2 \\ \text{and } \forall t' \text{ with } 0 \leq t' < t \text{ we have } (x|_{t'}, [\cdot]) \models \phi_1 \\ (x, [\cdot]) \models \phi_1 \mathcal{R} \phi_2 \text{ iff } \forall t \geq 0 \text{ we have } (x|_t, [\cdot]) \models \phi_2 \\ \text{or } \exists t' \text{ such that } 0 \leq t' < t \text{ and } (x|_{t'}, [\cdot]) \models \phi_1 \end{aligned}$$

where $t, t' \in \mathbb{R}_{\geq 0}$.

Therefore, the formula $\phi_1 \mathcal{U} \phi_2$ intuitively expresses the property that over the trajectory x , ϕ_1 is true until ϕ_2 becomes true. The release operator $\phi_1 \mathcal{R} \phi_2$ states that ϕ_2 should always hold, a requirement which is released when ϕ_1 becomes true. Furthermore, we can derive additional temporal operators such as *eventually* $\diamond\phi = \top \mathcal{U} \phi$ and *always* $\square\phi = \perp \mathcal{R} \phi$. The formula $\diamond\phi$ indicates that over the trajectory x the subformula ϕ eventually becomes true, whereas $\square\phi$ indicates that ϕ is always true over x .

Example 5 *Going back to Example 1, we can now formally define the specification using an RTL formula as :*
 $\psi_1 = \square\pi_0 \wedge \diamond(\pi_2 \wedge \diamond(\pi_3 \wedge \diamond(\pi_4 \wedge (\neg\pi_2 \wedge \neg\pi_3) \mathcal{U} \square\pi_1)))$.

Finally, one important assumption, which we need to make when we write specifications for physical processes, is that the trajectories must satisfy the property of *finite variability* [2]. The finite variability property requires that within a finite amount of time there cannot be an infinite number of changes in the satisfaction of the atomic propositions with respect to the trajectory. In other words, we should not consider Zeno trajectories [26]. We address this issue in the design of our hybrid controllers in Section 6.3.

4 Tracking using Approximate Simulation

In this section, we present a framework for tracking control with guaranteed error bounds. It allows us to design an interface between the dynamics model Σ and its kinematics abstraction Σ' so that Σ is able to track the trajectories of Σ' with a given precision. It is based on the notion of approximate simulation relation [17]. Whereas exact simulation relations require the observations, i.e., $x(t)$ and $z(t)$, of two systems to be identical, approximate simulation relations allow them to be different provided their distance remains bounded by some parameter.

Let us first rewrite the 2nd order model Σ as a system of 1st order differential equations

$$\Sigma : \begin{cases} \dot{x}(t) = y(t), & x(t) \in X, x(0) \in X_0 \\ \dot{y}(t) = u(t), & y(t) \in \mathbb{R}^2, y(0) = [0 \ 0]^T \end{cases}$$

where $x(t)$ is the position of the mobile robot and $y(t)$ its velocity at time $t \geq 0$. Here, T denotes the transpose. If we let $\theta(t) = [x^T(t) \ y^T(t)]^T$, i.e., $\theta : \mathbb{R}_{\geq 0} \rightarrow \mathbb{R}^4$, with $\theta(0) \in \Theta_0 = X_0 \times \{(0, 0)\}$, then

$$\dot{\theta}(t) = A\theta(t) + Bu(t) \text{ and } x(t) = C_x\theta(t), \ y(t) = C_y\theta(t)$$

where

$$A = \begin{bmatrix} \mathbf{0}_2 & \mathbf{1}_2 \\ \mathbf{0}_2 & \mathbf{0}_2 \end{bmatrix}, \ B = \begin{bmatrix} \mathbf{0}_2 \\ \mathbf{1}_2 \end{bmatrix}, \ C_x = [\mathbf{1}_2 \ \mathbf{0}_2], \ C_y = [\mathbf{0}_2 \ \mathbf{1}_2].$$

Here, $\mathbf{0}_m$ and $\mathbf{1}_m$ are the zero and identity $m \times m$ matrices respectively. Then, the approximate simulation relation is defined as follows.

Definition 6 (Simulation Relation) A relation $\mathcal{W} \subseteq \mathbb{R}^2 \times \mathbb{R}^4$ is an approximate simulation relation of precision δ of Σ' by Σ if for all $(z_0, \theta_0) \in \mathcal{W}$,

- (1) $\|z_0 - C_x\theta_0\| \leq \delta$
- (2) For all state trajectories z of Σ' such that $z(0) = z_0$ there exists a state trajectory θ of Σ such that $\theta(0) = \theta_0$ and $\forall t \geq 0, (z(t), \theta(t)) \in \mathcal{W}$.

An interface associated to the approximate simulation relation \mathcal{W} allows to choose the input of Σ so that the states of Σ' and Σ remain in \mathcal{W} .

Definition 7 (Interface) A continuous function $u_{\mathcal{W}} : V \times \mathcal{W} \rightarrow U$ is an interface associated with an approximate simulation relation \mathcal{W} , if for all $(z_0, \theta_0) \in \mathcal{W}$, for all trajectories z of Σ' associated with a given input function v such that $z(0) = z_0$, the trajectory θ of Σ starting at $\theta(0) = \theta_0$ given by the solution of

$$\dot{\theta}(t) = A\theta(t) + Bu_{\mathcal{W}}(v(t), z(t), \theta(t)) \quad (3)$$

satisfies for all $t \geq 0, (z(t), \theta(t)) \in \mathcal{W}$.

Thus, by interconnecting Σ and Σ' through the interface $u_{\mathcal{W}}$ as shown on Fig. 2, the system Σ tracks the trajectories of the abstraction Σ' with precision δ . The next result is immediate from Definitions 6 and 7.

Proposition 8 Let $\theta_0 \in \Theta_0$ and $z_0 = C_x\theta_0 \in Z_0$ such that $(z_0, \theta_0) \in \mathcal{W}$, then for all trajectories z of Σ' associated with a given input function v and initial state z_0 , the trajectory θ of Σ given by (3) for $\theta(0) = \theta_0$, satisfies for all $t \geq 0, \|C_x\theta(t) - z(t)\| \leq \delta$.

The construction of approximate simulation relations can be done effectively using a class of functions called simulation functions [17]. Essentially, a simulation function of Σ' by Σ is a positive function bounding the distance between the observations and non-increasing under the parallel evolution of the systems.

Definition 9 (Simulation Function) Let $\mathcal{F} : \mathbb{R}^2 \times \mathbb{R}^4 \rightarrow \mathbb{R}_{\geq 0}$ be a continuous and piecewise differentiable function and $u_{\mathcal{F}} : V \times \mathbb{R}^2 \times \mathbb{R}^4 \rightarrow \mathbb{R}^2$ be a continuous function. If for all $(z, \theta) \in \mathbb{R}^2 \times \mathbb{R}^4$ the following two inequalities hold

$$\mathcal{F}(z, \theta) \geq \|z - C_x\theta\|^2 \quad (4)$$

$$\sup_{v \in V} \left(\frac{\partial \mathcal{F}(z, \theta)}{\partial z} v + \frac{\partial \mathcal{F}(z, \theta)}{\partial \theta} (A\theta + Bu_{\mathcal{F}}(v, z, \theta)) \right) \leq 0 \quad (5)$$

then \mathcal{F} is a simulation function of Σ' by Σ .

Then, approximate simulation relations can be defined as level sets of the simulation function.

Theorem 10 Let the relation $\mathcal{W} \subseteq \mathbb{R}^2 \times \mathbb{R}^4$ be given by

$$\mathcal{W} = \{(z, \theta) \in \mathbb{R}^2 \times \mathbb{R}^4 \mid \mathcal{F}(z, \theta) \leq \delta^2\}.$$

If for all $v \in V$, for all $(z, \theta) \in \mathcal{W}$, we have $u_{\mathcal{F}}(v, z, \theta) \in U$, then \mathcal{W} is an approximate simulation relation of precision δ of Σ' by Σ and $u_{\mathcal{W}} : V \times \mathcal{W} \rightarrow U$ given by $u_{\mathcal{W}}(v, z, \theta) = u_{\mathcal{F}}(v, z, \theta)$ is an associated interface.

PROOF. Let $(z_0, \theta_0) \in \mathcal{W}$, then from (4), we have $\|z_0 - C_x\theta_0\| \leq \sqrt{\mathcal{F}(z_0, \theta_0)} \leq \delta$. Let z be a trajectory

of Σ' generated by a given input function v such that $z(0) = z_0$. Let θ starting at $\theta(0) = \theta_0$ be given by the solution of $\dot{\theta}(t) = A\theta(t) + Bu_{\mathcal{F}}(v(t), z(t), \theta(t))$. From equation (5), we have that $d\mathcal{F}(z(t), \theta(t))/dt \leq 0$. Therefore, for all $t \geq 0$, $(z(t), \theta(t)) \in \mathcal{W}$. Furthermore, it implies that for all $t \geq 0$, $u_{\mathcal{F}}(v(t), z(t), \theta(t)) \in U$. Thus, θ is a trajectory of Σ which allows to conclude. \square

Now we are in position to state the result that will enable us to perform tracking control.

Proposition 11 *Assume that for the systems Σ and Σ' the constraints u_{max} and v_{max} satisfy the inequality*

$$\frac{v_{max}}{2} (1 + |1 - 1/\alpha| + 2/\sqrt{\alpha}) \leq u_{max} \quad (6)$$

for some $\alpha > 0$. Then, an approximate simulation relation of precision $\delta = 2v_{max}$ of Σ' by Σ is given by

$$\mathcal{W} = \{(z, \theta) \in \mathbb{R}^2 \times \mathbb{R}^4 \mid \mathcal{F}(z, \theta) \leq 4v_{max}^2\}$$

where $\mathcal{F}(z, \theta) = \max(Q(z, \theta), 4v_{max}^2)$ with

$$Q(z, \theta) = \|C_x\theta - z\|^2 + \alpha\|C_x\theta - z + 2C_y\theta\|^2$$

and $u_{\mathcal{W}}(v, z, \theta) = \frac{v}{2} + \frac{-1-\alpha}{4\alpha}(C_x\theta - z) - C_y\theta$ is an associated interface.

PROOF. First, let us remark that (4) clearly holds. Now, let $u_{\mathcal{F}}(v, z, \theta) = u_{\mathcal{W}}(v, z, \theta)$. If $Q(z, \theta) \leq 4v_{max}^2$, then it is clear that (5) holds. If $Q(z, \theta) \geq 4v_{max}^2$, then we can show that (see [9,16] for additional details)

$$\begin{aligned} \frac{\partial \mathcal{F}(z, \theta)}{\partial z} v + \frac{\partial \mathcal{F}(z, \theta)}{\partial \theta} (A\theta + Bu_{\mathcal{F}}(v, z, \theta)) &= \\ &= -Q(z, \theta) - 2(C_x\theta - z) \cdot v \leq \\ &\leq -Q(z, \theta) + 2v_{max}\|C_x\theta - z\|. \end{aligned}$$

Since $\|C_x\theta - z\|^2 \leq Q(z, \theta)$, we have

$$\begin{aligned} \frac{\partial \mathcal{F}(z, \theta)}{\partial z} v + \frac{\partial \mathcal{F}(z, \theta)}{\partial \theta} (A\theta + Bu_{\mathcal{F}}(v, z, \theta)) &\leq \\ &\leq -Q(z, \theta) + 2v_{max}\sqrt{Q(z, \theta)} \leq \\ &\leq \sqrt{Q(z, \theta)}(2v_{max} - \sqrt{Q(z, \theta)}). \end{aligned}$$

Since $Q(z, \theta) \geq 4v_{max}^2$, equation (5) holds and \mathcal{F} is a simulation function of Σ' by Σ , and $u_{\mathcal{F}}$ is an associated interface. Moreover, for all $v \in V$, $(z, \theta) \in \mathcal{W}$, the interface $u_{\mathcal{F}}(v, z, \theta)$ satisfies the velocity constraints of Σ :

$$\begin{aligned} \|u_{\mathcal{F}}\| &= \|u_{\mathcal{W}}\| = \left\| \frac{v}{2} + \frac{-1+\alpha-2\alpha}{4\alpha}(C_x\theta - z) - C_y\theta \right\| \\ &= \left\| \frac{v}{2} + \frac{-1+\alpha}{4\alpha}(C_x\theta - z) - \frac{1}{2}(C_x\theta - z + 2C_y\theta) \right\| \\ &\leq \frac{v_{max}}{2} + \frac{|-1+\alpha|}{4\alpha} \sqrt{\mathcal{F}(z, \theta)} + \frac{1}{2} \sqrt{\frac{\mathcal{F}(z, \theta)}{\alpha}} \\ &\leq \frac{v_{max}}{2} (1 + |1 - 1/\alpha| + 2/\sqrt{\alpha}) \leq u_{max}. \end{aligned}$$

Therefore, Theorem 10 applies and \mathcal{W} is an approximate simulation relation of precision $2v_{max}$ of Σ' by Σ and an associated interface is given by $u_{\mathcal{W}}(v, z, \theta) = u_{\mathcal{F}}(v, z, \theta)$. \square

The importance of Proposition 11 is the following. Assume that the initial state of the abstraction Σ' is chosen so that $z(0) = C_x\theta(0)$ and that Σ' and Σ are interconnected through the interface $u_{\mathcal{W}}$. Then, from Proposition 8, the observed trajectories $x(t)$ of system Σ track the trajectories $z(t)$ of Σ' with precision $2v_{max}$.

5 Robust Interpretation of RTL Formulas

In the previous section, we designed a control interface which enables the dynamic model Σ to track its abstract kinematic model Σ' with accuracy $2v_{max}$. In this section, we define a new mapping $\llbracket \cdot \rrbracket_{\delta}$ for the atomic propositions which takes into account a bound δ on the tracking error. The new map $\llbracket \cdot \rrbracket_{\delta}$ provides us with a δ -robust interpretation of the motion planning specification ϕ . Intuitively, in order to achieve a robust interpretation of the specification ϕ , $\llbracket \cdot \rrbracket_{\delta}$ should contract by δ the areas that must be visited and expand by δ the areas that must be avoided. The fact that we have introduced RTL syntax in NNF enables us to classify the atomic propositions in the input formula ϕ according to whether they represent regions that must be reached (no negation in front of the atomic proposition) or avoided (a negation operator appears in front of the atomic proposition).

Furthermore, for technical reasons, we need to remove any negation operators that appear in the input formula. Therefore, we introduce the *extended set of atomic propositions* Ξ_{Π} . In detail, we first define two new sets of symbols $\Xi_{\Pi}^+ = \{\xi_{\pi} \mid \pi \in \Pi\}$ and $\Xi_{\Pi}^- = \{\xi_{-\pi} \mid \pi \in \Pi\}$ and, then, we set $\Xi_{\Pi} = \Xi_{\Pi}^+ \cup \Xi_{\Pi}^-$. We also define a translation algorithm $\mathbf{pos} : \Phi_{\Pi} \rightarrow \Phi_{\Xi_{\Pi}}^+$ which takes as input an RTL formula ϕ in NNF and it returns a formula $\mathbf{pos}(\phi)$ where the occurrences of the terms π and $\neg\pi$ have been replaced by the members ξ_{π} and $\xi_{-\pi}$ of Ξ_{Π} respectively. Since we have a new set of atomic propositions, namely Ξ_{Π} , we need to define a new map $\llbracket \cdot \rrbracket^{\epsilon} : \Xi_{\Pi} \rightarrow \mathcal{P}(X)$ for the interpretation of the propositions. This is straightforward : $\forall \xi \in \Xi_{\Pi}$, if $\xi = \xi_{\pi}$, then $\llbracket \xi \rrbracket^{\epsilon} =: \llbracket \pi \rrbracket$, else (i.e., if $\xi = \xi_{-\pi}$) $\llbracket \xi \rrbracket^{\epsilon} =: X \setminus \llbracket \pi \rrbracket$. Then, the following result is immediate from the definition of $\llbracket \cdot \rrbracket^{\epsilon}$.

Lemma 12 *Given a formula $\phi \in \Phi_{\Pi}$, a map $\llbracket \cdot \rrbracket : \Pi \rightarrow \mathcal{P}(X)$ and a trajectory x of Σ , we have $(x, \llbracket \cdot \rrbracket) \models \phi$ iff $(x, \llbracket \cdot \rrbracket^{\epsilon}) \models \mathbf{pos}(\phi)$.*

The importance of the previous lemma is the following. Since a formula $\phi \in \Phi_{\Pi}$ is equivalent to the formula $\phi' = \mathbf{pos}(\phi)$ under the maps $\llbracket \cdot \rrbracket : \Pi \rightarrow \mathcal{P}(X)$ and $\llbracket \cdot \rrbracket^{\epsilon} : \Xi_{\Pi} \rightarrow \mathcal{P}(X)$ respectively, for the rest of the paper we

can assume that the input specification is given without any negation operators. That is, the next results are given with respect to a formula $\phi' \in \Phi_{\Xi_{\Pi}}^{\pm}$ and a map $\llbracket \cdot \rrbracket^{\epsilon} : \Xi_{\Pi} \rightarrow \mathcal{P}(X)$. For clarity in the presentation, we denote all RTL formulas in NNF without any negation operator using primed Greek letters, e.g., ϕ', ϕ'_1, ψ' .

At this point, we have distinguished the regions that must be avoided (Ξ_{Π}^{-}) and the regions that must be reached (Ξ_{Π}^{+}). We proceed to formally define what we mean by region contraction in order to define our notion of robustness.

Definition 13 (δ -Contraction) *Given a radius $\delta \in \mathbb{R}_{>0} \cup \{+\infty\}$ and a point λ in a normed space Λ , the δ -ball centered at λ is defined as $B_{\delta}(\lambda) = \{\lambda' \in \Lambda \mid \|\lambda - \lambda'\| < \delta\}$. If $\Gamma \subseteq \Lambda$, then $C_{\delta}(\Gamma) = \{\lambda \in \Lambda \mid B_{\delta}(\lambda) \subseteq \Gamma\}$ is the δ -contraction of the set Γ .*

Now, the δ -robust interpretation of a given RTL formula ϕ can be achieved by simply introducing a new map $\llbracket \cdot \rrbracket_{\delta} : \Xi_{\Pi} \rightarrow \mathcal{P}(Z)$, where $Z = C_{\delta}(X)$ is the free workspace of Σ' . For a given $\delta \in \mathbb{R}_{>0}$, the definition of the map $\llbracket \cdot \rrbracket_{\delta}$ is founded on the map $\llbracket \cdot \rrbracket^{\epsilon}$ as follows:

$$\forall \xi \in \Xi_{\Pi}, \quad \llbracket \xi \rrbracket_{\delta} =: cl(C_{\delta}(\llbracket \xi \rrbracket^{\epsilon})).$$

The operator $cl(\Gamma)$ denotes the closure of a set Γ , that is, the intersection of all closed sets containing Γ .

Example 14 *Let us revisit Examples 1 and 5. The formula ψ_1 is converted to $\psi'_1 = \mathbf{pos}(\psi_1) = \square \xi_{\pi_0} \wedge \diamond (\xi_{\pi_2} \wedge \diamond (\xi_{\pi_3} \wedge \diamond (\xi_{\pi_4} \wedge (\xi_{\neg \pi_2} \wedge \xi_{\neg \pi_3}) \mathcal{U} \square \xi_{\pi_1})))$. We can now apply the contraction operation on the regions of interest labeled by Ξ_{Π} and the free workspace X and derive the δ -robust interpretation of the propositions in Ξ_{Π} and the modified workspace Z (see Fig. 3). For the purposes of this example, we define the map $h_{\delta} : Z \rightarrow \mathcal{P}(\Xi_{\Pi})$ such that for any $z \in Z$ we have $h_{\delta}(z) = \{\xi \in \Xi_{\Pi} \mid z \in \llbracket \xi \rrbracket_{\delta}\}$. Any point z in the cell 10 (yellow or light gray) is labeled by the set of propositions $h_{\delta}(z) = \{\xi_{\pi_0}, \xi_{\neg \pi_1}, \xi_{\pi_2}, \xi_{\neg \pi_3}, \xi_{\neg \pi_4}\}$, while any point z in the annulus region consisting by the cells 6, 7, 8 and 9 (red or dark gray) is labeled by the set $h_{\delta}(z) = \{\xi_{\pi_0}, \xi_{\neg \pi_1}, \xi_{\neg \pi_3}, \xi_{\neg \pi_4}\}$. Notice that $Z = \llbracket \xi_{\pi_0} \rrbracket_{\delta}$ and that $Z_0 = X_0 = \llbracket \pi_1 \rrbracket$.*

Remark 15 *The δ -contraction of a polyhedral set is not always a polyhedral set. In order to maintain a polyhedral description for all the sets, we under-approximate the δ -contraction by the inward δ -offset. Informally, the inward δ -offset of a polyhedral set is the inward δ -displacement of its facets along the corresponding normal directions. Since the δ -offset is an under-approximation of the δ -contraction, Theorem 16 still holds.*

The following theorem is the connecting link between the specifications satisfied by the abstraction Σ' and the concrete system Σ . Informally, it states that given $\delta > 0$

if a trajectory z of Σ' satisfies the δ -robust interpretation of the input specification ϕ' and the trajectories z and x always remain δ -close, then x will satisfy the same non-robust specification ϕ' .

Theorem 16 *Consider a formula $\phi' \in \Phi_{\Xi_{\Pi}}^{\pm}$, a map $\llbracket \cdot \rrbracket^{\epsilon} : \Xi_{\Pi} \rightarrow \mathcal{P}(X)$ and a number $\delta \in \mathbb{R}_{>0}$, then for all trajectories x of Σ and z of Σ' such that $\|z(t) - x(t)\| < \delta$ for all $t \geq 0$, we have $(z, \llbracket \cdot \rrbracket_{\delta}) \models \phi' \implies (x, \llbracket \cdot \rrbracket^{\epsilon}) \models \phi'$.*

PROOF. By induction on the structure of ϕ' .

Case $\phi' = \xi \in \Xi_{\Pi}$: We have $(z, \llbracket \cdot \rrbracket_{\delta}) \models \xi$ iff $z(0) \in \llbracket \xi \rrbracket_{\delta} = C_{\delta}(\llbracket \xi \rrbracket^{\epsilon})$. The later implies that $B_{\delta}(z(0)) \subseteq \llbracket \xi \rrbracket^{\epsilon}$. Since $\|z(0) - x(0)\| < \delta$, we immediately get that $x(0) \in \llbracket \xi \rrbracket^{\epsilon}$. Thus, $(x, \llbracket \cdot \rrbracket^{\epsilon}) \models \xi$.

Case $\phi' = \phi'_1 \mathcal{U} \phi'_2$: We have $(z, \llbracket \cdot \rrbracket_{\delta}) \models \phi'_1 \mathcal{U} \phi'_2$ iff by definition there exists $t \geq 0$ such that $(z|_t, \llbracket \cdot \rrbracket_{\delta}) \models \phi'_2$ and for all $t' \in [0, t)$ we have $(z|_{t'}, \llbracket \cdot \rrbracket_{\delta}) \models \phi'_1$. Since $\|z(t'') - x(t'')\| < \delta$ for all $t'' \geq 0$, by the induction hypothesis, we get that $(x|_t, \llbracket \cdot \rrbracket^{\epsilon}) \models \phi'_2$ and that for all $t' \in [0, t)$, $(x|_{t'}, \llbracket \cdot \rrbracket^{\epsilon}) \models \phi'_1$. Therefore, $(x, \llbracket \cdot \rrbracket^{\epsilon}) \models \phi'_1 \mathcal{U} \phi'_2$.

The other cases (see [9]) are either similar (release) or straightforward (conjunction and disjunction). \square

6 Temporal Logic Motion Planning

Having presented the connection between the dynamics model Σ and the kinematics model Σ' , we proceed to solve the temporal logic motion planning problem for Σ' . Formally, we solve the following more general problem.

Problem 17 *Given the system Σ' , a set of atomic propositions Ξ_{Π} , an RTL formula $\phi' \in \Phi_{\Xi_{\Pi}}^{\pm}$ and a map $\llbracket \cdot \rrbracket_{\delta} : \Xi_{\Pi} \rightarrow \mathcal{P}(Z)$, construct a hybrid controller $H'_{\phi'}$, such that $([\Sigma', H'_{\phi'}], \llbracket \cdot \rrbracket_{\delta}) \models \phi'$.*

Our solution consists of the following three steps: (1) reduction of the continuous environment Z into a discrete graph, (2) temporal logic planning over the discrete graph, and (3) continuous implementation of the final discrete plan.

6.1 Discrete Abstraction of Robot Motion

In order to use discrete logics to reason about continuous systems, we need to construct a finite partition of the continuous state space Z with respect to the map $\llbracket \cdot \rrbracket_{\delta}$. For that purpose, we can use many efficient cell decomposition methods for polygonal environments [4,24]. Note that by employing any workspace decomposition method we can actually construct a *topological graph* (or

roadmap as it is sometimes referred to [24]). A topological graph describes which cells are topologically adjacent, i.e., each node in the graph represents a cell and each edge in the graph implies topological adjacency of the cells. No matter what decomposition algorithm is employed, the workspace's decomposition must be *proposition preserving* with respect to the mapping $\llbracket \cdot \rrbracket_\delta$. In other words, we require that all the points which belong in the same cell must be labeled by the same set of propositions.

On a more formal note, we can partition the workspace Z with respect to the map $\llbracket \cdot \rrbracket_\delta$ and the set of initial conditions Z_0 into a number of equivalence classes, that is, into a number of sets of points which satisfy the same property (in this case the same set of propositions). Note that mathematically the set of equivalence classes consists of the interior of the cells, the edges and the vertices. In the following, we define $\mathcal{Q} = \{q_1, \dots, q_n\}$ to be the set of all equivalence classes. Let us introduce the map $T : Z \rightarrow \mathcal{Q}$ which sends each state $z \in Z$ to one equivalence class in \mathcal{Q} . Then, we can formally state the proposition preserving property as follows : $\forall z_i, z_j \in Z . T(z_i) = T(z_j)$ implies $h_\delta(z_i) = h_\delta(z_j)$. Recall that $h_\delta(z) = \{\xi \in \Xi_\Pi \mid z \in \llbracket \xi \rrbracket_\delta\}$. Moreover, we define the “inverse” map $T^{-1} : \mathcal{Q} \rightarrow \mathcal{P}(Z)$ of T such that $T^{-1}(q)$ maps to all states $z \in Z$ which are contained in the equivalence class q .

In the following paragraphs, we present how the topological graph resulting from the decomposition of Z with respect to $\llbracket \cdot \rrbracket_\delta$ can be converted into a Finite Transition System (FTS) that serves as an abstract model of the robot motion. Posing the topological graph as an FTS allows us to use standard automata theoretic techniques [5] in order to solve the high level planning problem.

Definition 18 (FTS) *A Finite Transition System is a tuple $\mathcal{D} = (Q, Q_0, \rightarrow_{\mathcal{D}}, h_{\mathcal{D}}, \Xi_\Pi)$ where:*

- Q is a set of states. Here, $Q \subseteq \mathcal{Q}$ is the set of equivalence classes that represent the interior of the cells.
- $Q_0 \subseteq Q$ is the set of possible initial cells. Here, Q_0 satisfies $\cup_{q_0 \in Q_0} cl(T^{-1}(q_0)) = Z_0$.
- $\rightarrow_{\mathcal{D}} \subseteq Q \times Q$ captures the topological relationship between the cells. There is a transition from cell q_i to cell q_j written as $q_i \rightarrow_{\mathcal{D}} q_j$ if the cells labelled by q_i, q_j are adjacent, i.e., $cl(T^{-1}(q_i))$ and $cl(T^{-1}(q_j))$ share a common edge. Finally, for all $q \in Q$ we add a self-loop, i.e., $q \rightarrow_{\mathcal{D}} q$.
- $h_{\mathcal{D}} : Q \rightarrow \mathcal{P}(\Xi_\Pi)$ is a map defined as $h_{\mathcal{D}}(q) = \{\xi \in \Xi_\Pi \mid T^{-1}(q) \subseteq \llbracket \xi \rrbracket_\delta\}$.

We define a *path* on the FTS to be a sequence of states (cells) and a *trace* to be the corresponding sequence of sets of propositions. Formally, a path is a function $p : \mathbb{N} \rightarrow Q$ such that for each $i \in \mathbb{N}$ we have $p(i) \rightarrow_{\mathcal{D}} p(i+1)$ and the corresponding trace is the function composition $\bar{p} = h_{\mathcal{D}} \circ p : \mathbb{N} \rightarrow \mathcal{P}(\Xi_\Pi)$.

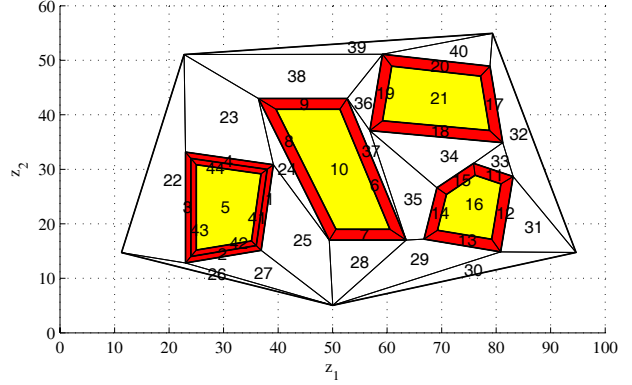


Fig. 3. A convex cell decomposition of the modified workspace of Example 14 for $\delta = 1 + \varepsilon$ (with ε sufficiently small).

Example 19 *Let us consider the convex decomposition of the workspace of Example 14 which appears in Fig. 3. The topological graph contains 40 nodes and 73 edges. For the following examples, we let \mathcal{D}_1 denote the FTS which corresponds to the aforementioned topological graph.*

6.2 Linear Temporal Logic Planning

The transition system \mathcal{D} , which was constructed in the previous section, will serve as an abstract model of the robot's motion. We must now lift our problem formulation from the continuous to the discrete domain. For that purpose we introduce and use Linear Temporal Logic (LTL) [30] which has exactly the same syntax as RTL, but its semantics is interpreted over discrete paths generated by a finite transition system. In the following, we let $\bar{p} \models \phi$ to denote the satisfiability of an LTL formula ϕ over a trace \bar{p} .

Definition 20 (Discrete LTL Semantics) *The semantics of any LTL formula $\phi' \in \Phi_{\Xi_\Pi}^+$ is defined as:*

$$\begin{aligned}
 \bar{p} &\models \top, \quad \bar{p} \not\models \perp, \quad \bar{p} \models \xi \text{ iff } \xi \in \bar{p}(0) \\
 \bar{p} &\models \phi'_1 \wedge \phi'_2 \text{ if } \bar{p} \models \phi'_1 \text{ and } \bar{p} \models \phi'_2 \\
 \bar{p} &\models \phi'_1 \vee \phi'_2 \text{ if } \bar{p} \models \phi'_1 \text{ or } \bar{p} \models \phi'_2 \\
 \bar{p} &\models \phi'_1 \mathcal{U} \phi'_2 \text{ if there exists } i \geq 0 \text{ such that } \bar{p}|_i \models \phi'_2 \\
 &\quad \text{and for all } j \text{ with } 0 \leq j < i \text{ we have } \bar{p}|_j \models \phi'_1 \\
 \bar{p} &\models \phi'_1 \mathcal{R} \phi'_2 \text{ if for all } i \geq 0 \text{ we have } \bar{p}|_i \models \phi'_2 \\
 &\quad \text{or there exists } j \in [0, i) \text{ such that } \bar{p}|_j \models \phi'_1
 \end{aligned}$$

where $i, j \in \mathbb{N}$.

In this work, we are interested in the construction of automata that only accept the traces of \mathcal{D} which satisfy the LTL formula ϕ' . Such automata (which are referred to as Büchi automata [5, §9.1]) differ from the classic finite automata in that they accept infinite strings (traces of \mathcal{D} in our case).

Definition 21 (Automaton) A Büchi automaton is a tuple $\mathcal{B} = (S_{\mathcal{B}}, s_{0\mathcal{B}}, \Omega, \lambda_{\mathcal{B}}, F_{\mathcal{B}})$ where:

- $S_{\mathcal{B}}$ is a finite set of states and $s_{0\mathcal{B}}$ is the initial state.
- Ω is an input alphabet.
- $\lambda_{\mathcal{B}} : S_{\mathcal{B}} \times \Omega \rightarrow \mathcal{P}(S_{\mathcal{B}})$ is a transition relation.
- $F_{\mathcal{B}} \subseteq S_{\mathcal{B}}$ is a set of accepting states.

In order to define what it means for a Büchi automaton to accept a trace, we must first introduce some terminology. A run r of \mathcal{B} is a sequence of states $r : \mathbb{N} \rightarrow S_{\mathcal{B}}$ that occurs under an input trace \bar{p} , that is for $i = 0$ we have $r(0) = s_{0\mathcal{B}}$ and for all $i \geq 0$ we have $r(i+1) \in \lambda_{\mathcal{B}}(r(i), \bar{p}(i))$. Let $\text{lim}(\cdot)$ be the function that returns the set of states that are encountered infinitely often in the run r of \mathcal{B} . Then, a run r of a Büchi automaton \mathcal{B} over an infinite trace \bar{p} is *accepting* if and only if $\text{lim}(r) \cap F_{\mathcal{B}} \neq \emptyset$. Informally, a run r is accepting when some accepting state $s \in F_{\mathcal{B}}$ appears in r infinitely often. Finally, we define the language $\mathcal{L}(\mathcal{B})$ of \mathcal{B} to be the set of all traces \bar{p} that have a run that is accepted by \mathcal{B} . For each LTL formula ϕ' , we can construct a Büchi automaton $\mathcal{B}_{\phi'} = (S_{\mathcal{B}_{\phi'}}, s_{0\mathcal{B}_{\phi'}}, \mathcal{P}(\Xi_{\Pi}), \lambda_{\mathcal{B}_{\phi'}}, F_{\mathcal{B}_{\phi'}})$ that accepts the infinite traces which satisfy the specification ϕ' , i.e., $\bar{p} \in \mathcal{L}(\mathcal{B}_{\phi'})$ iff $\bar{p} \models \phi'$. The translation from an LTL formula ϕ' to a Büchi automaton $\mathcal{B}_{\phi'}$ is a well studied problem and, thus, we refer the reader to [5, §9.4] and the references therein for the theoretical details behind this translation.

We can now use the abstract representation of robot's motion, that is the FTS, in order to reason about the desired motion of the robot. First, we convert the FTS \mathcal{D} into a Büchi automaton \mathcal{D}' . The translation from \mathcal{D} to \mathcal{D}' enables us to use standard tools and techniques from automata theory [5, §9] alleviating, thus, the need for developing new theories. Translating an FTS into an automaton is a standard procedure which can be found in any formal verification textbook (see [5, §9.2]).

Definition 22 (FTS to Automaton) The Büchi automaton \mathcal{D}' which corresponds to the FTS \mathcal{D} is the automaton $\mathcal{D}' = (Q', q_d, \mathcal{P}(\Xi_{\Pi}), \lambda_{\mathcal{D}'}, F_{\mathcal{D}'})$ where:

- $Q' = Q \cup \{q_d\}$ for $q_d \notin Q$.
- $\lambda_{\mathcal{D}'} : Q' \times \mathcal{P}(\Xi_{\Pi}) \rightarrow \mathcal{P}(Q')$ is the transition relation defined as: $q_j \in \lambda_{\mathcal{D}'}(q_i, l)$ iff $q_i \rightarrow_{\mathcal{D}} q_j$ and $l = h_{\mathcal{D}}(q_j)$ and $q_0 \in \lambda_{\mathcal{D}'}(q_d, l)$ iff $q_0 \in Q_0$ and $l = h_{\mathcal{D}}(q_0)$.
- $F_{\mathcal{D}'} = Q'$ is the set of accepting states.

Now that all the related terminology is defined, we can give an overview of the basic steps involved in the temporal logic planning [15]. Our goal in this section is to generate paths on \mathcal{D} that satisfy the specification ϕ' . In automata theoretic terms, we want to find the subset of the language $\mathcal{L}(\mathcal{D}')$ which also belongs to the language $\mathcal{L}(B_{\phi'})$. This subset is simply the intersection of the two languages $\mathcal{L}(\mathcal{D}') \cap \mathcal{L}(B_{\phi'})$ and it can be constructed by

taking the product $\mathcal{D}' \times B_{\phi'}$ of the Büchi automaton \mathcal{D}' and the Büchi automaton $B_{\phi'}$. Informally, the Büchi automaton $B_{\phi'}$ restricts the behaviour of the system \mathcal{D}' by permitting only certain acceptable transitions. Then, given an initial state in the FTS \mathcal{D} , which is an abstraction of the actual initial position of the robot, we can choose a particular trace from $\mathcal{L}(\mathcal{D}) \cap \mathcal{L}(B_{\phi'})$ according to a preferred criterion. In the following, we present the details of this construction.

Definition 23 The product automaton $\mathcal{A} = \mathcal{D}' \times B_{\phi'}$ is the automaton $\mathcal{A} = (S_{\mathcal{A}}, s_{0\mathcal{A}}, \mathcal{P}(\Xi_{\Pi}), \lambda_{\mathcal{A}}, F_{\mathcal{A}})$ where:

- $S_{\mathcal{A}} = Q' \times S_{B_{\phi'}}$, and $s_{0\mathcal{A}} = \{(q_d, s_{0B_{\phi'}})\}$.
- $\lambda_{\mathcal{A}} : S_{\mathcal{A}} \times \mathcal{P}(\Xi_{\Pi}) \rightarrow \mathcal{P}(S_{\mathcal{A}})$ such that $(q_j, s_j) \in \lambda_{\mathcal{A}}((q_i, s_i), l)$ iff $q_j \in \lambda_{\mathcal{D}'}(q_i, l)$ and $s_j \in \lambda_{B_{\phi'}}(s_i, l)$.
- $F_{\mathcal{A}} = Q' \times F$ is the set of accepting states.

By construction, the following lemma is satisfied (recall that \bar{p} is a trace of \mathcal{D} if and only if \bar{p} is accepted by \mathcal{D}').

Lemma 24 (Adapted from [15]) A trace \bar{p} of \mathcal{D} that satisfies the specification ϕ' exists iff the language of \mathcal{A} is non-empty, i.e., $\mathcal{L}(\mathcal{A}) = \mathcal{L}(\mathcal{D}') \cap \mathcal{L}(B_{\phi'}) \neq \emptyset$.

Checking the emptiness of language $\mathcal{L}(\mathcal{A})$ is an easy algorithmic problem [5, §9.3]. First, we convert automaton \mathcal{A} to a directed graph and, then, we find the strongly connected components (SCC) [8, §22.5] in that graph. If at least one SCC that contains an accepting state is reachable from $s_{0\mathcal{A}}$, then the language $\mathcal{L}(\mathcal{A})$ is not empty. However, we are not just interested in figuring out whether $\mathcal{L}(\mathcal{A}) = \emptyset$. We need to construct an accepting run of \mathcal{A} and from that derive a discretized path for the robot on \mathcal{D} . The good news is that if $\mathcal{L}(\mathcal{A})$ is nonempty, then there exist accepting (infinite) runs on \mathcal{A} that have a finite representation. Each such run consists of two parts. The first part is a *finite* sequence of states $r(0)r(1)\dots r(m_f)$ which corresponds to the sequence of states starting from $r(0) = s_{0\mathcal{A}}$ and reaching a state $r(m_f) \in F_{\mathcal{A}}$. The second part is a *periodic* sequence of states $r(m_f)r(m_f+1)\dots r(m_f+m_l)$ such that $r(m_f+m_l) = r(m_f)$ which corresponds to the part of the run that traverses some part of the strongly connected component. Here, $m_f, m_l \geq 0$ is less than or equal to the number of states in \mathcal{D} , i.e., $m_f, m_l \leq |Q|$.

Since in this paper we are concerned with a path planning application, it is desirable to choose an accepting run that traverses as few different states on \mathcal{D} as possible. The high level description of the algorithm is as follows. First, we find all the shortest sequences of states from $s_{0\mathcal{A}}$ to all the accepting states in $F_{\mathcal{A}}$ using Breadth First Search (BFS) [8, §22.2]. Then, from each reachable accepting state $q_a \in F_{\mathcal{A}}$ we initiate a new BFS in order to find the shortest sequence of states that leads back to q_a . Note that if no accepting state is reachable from $s_{0\mathcal{A}}$ or no infinite loop can be found, then the language $\mathcal{L}(\mathcal{A})$

is empty and, hence, the temporal logic planning problem does not have a solution. Moreover, if $\mathcal{L}(\mathcal{A}) \neq \emptyset$, then this algorithm can potentially return a set R of accepting runs r each leading to a different accepting state in $F_{\mathcal{A}}$ with a different periodic part. From the set of runs R , we can easily derive a corresponding set of paths P on \mathcal{D} such that for all $p \in P$ we have that the trace \bar{p} satisfies ϕ' . The following is immediate from the definitions.

Proposition 25 *Let $pr : S_{\mathcal{A}} \rightarrow Q$ be a projection function such that $pr(q, s) = q$. If r is an accepting run of \mathcal{A} , then $p = (pr \circ r)|_1$ is a path on \mathcal{D} such that $\bar{p} \models \phi'$.*

Any path $p \in P$ can be characterized by a pair of sequences of states (p^f, p^l) . Here, $p^f = p_1^f p_2^f \dots p_{n_f}^f$ denotes the finite part of the path and $p^l = p_1^l p_2^l \dots p_{n_l}^l$ the periodic part (infinite loop) such that $p_{n_f}^f = p_1^l$. The relation between the pair (p^f, p^l) and the path p is given by $p(i) = p_{i+1}^f$ for $0 \leq i \leq n_f - 2$ and $p(i) = p_j^l$ with $j = ((i - n_f + 1) \bmod n_l) + 1$ for $i \geq n_f - 1$.

Example 26 *The Büchi automaton $\mathcal{B}_{\psi'_1}$ that accepts the paths that satisfy ψ'_1 has 5 states (one accepting) and 13 transitions. For the conversion from LTL to Büchi automata, we use the python toolbox LTL2NBA by Fritz and Teegen, which is based on [14]. The product automaton $\mathcal{A}_1 = \mathcal{D}'_1 \times \mathcal{B}_{\psi'_1}$ has 205 states. The shortest path on the topological graph starting from cell 5 is: $(p^f, p^l) = (\{5, 41, 1, 25, 24, 8, 10, 6, 37, 35, 14, 16, 15, 34, 18, 21, 19, 36, 38, 23, 4, 44, 5\}, \{5\})$. Using Fig. 3, the reader can verify that this sequence satisfies ψ'_1 under the map $\llbracket \cdot \rrbracket_{\delta}$.*

6.3 Continuous Implementation of Discrete Trajectory

Our next task is to utilize each discrete path $p \in P$ in order to construct a hybrid control input $v(t)$ for $t \geq 0$ which will drive Σ' so that its trajectories $z(t)$ satisfy the RTL formula ϕ' . We achieve this desired goal by simulating (or implementing) at the continuous level each discrete transition of p . This means that if the discrete system D makes a transition $q_i \rightarrow_D q_j$, then the continuous system Σ' must match this discrete step by moving from any position in the cell $cl(T^{-1}(q_i))$ to a position in the cell $cl(T^{-1}(q_j))$. Moreover, if the periodic part in the path p consists of just a single state q_l , then we have to guarantee that the position of the robot always remains in the invariant set $T^{-1}(q_l)$. These basic control specifications imply that we need at least two types of continuous feedback control laws. We refer to these control laws as *reachability* and *cell invariant* controllers. Informally, a reachability controller drives each state inside a cell q to a predefined region on the cell's boundary, while the cell invariant controller guarantees that all the trajectories that start inside a cell q always remain in that cell.

Let us assume that we are given or that we can construct a finite collection of continuous feedback control laws

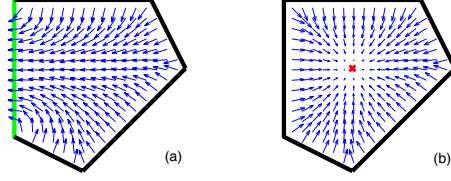


Fig. 4. (a) Reachability and (b) Cell invariant controller.

$\{g_{\kappa}\}_{\kappa \in K}$ indexed by a control alphabet K such that for any $\kappa \in K$ we have $g_{\kappa} : Z_{\kappa} \rightarrow V$ with $Z_{\kappa} \subseteq Z$. In our setting, we make the following additional assumptions. First, we define the operational range of each controller to be one of the cells in the workspace of the robot, i.e., for any $\kappa \in K$ there exists some $q \in Q$ such that $Z_{\kappa} = cl(T^{-1}(q))$. Second, if g_{κ} is a reachability controller, then we require that all the trajectories which start in Z_{κ} must converge on the same subset of the boundary of Z_{κ} within finite time while never exiting Z_{κ} before that time. Finally, if g_{κ} is a cell invariant controller, then we require that all the trajectories which initiate from a point in Z_{κ} converge on the barycenter b_{κ} of Z_{κ} . Examples of such feedback control laws for Σ' appear in Fig. 4. A formal presentation of these types of controllers is beyond the scope of this paper and the interested reader can find further details in [3,7,25].

The way we can compose such controllers given the pair (p^f, p^l) , which characterizes a path $p \in P$, is as follows. First note that it is possible to get a finite repetition of states in the path p , for example there can exist some $i \geq 0$ such that $p(i) = p(i+1)$ but $p(i+1) \neq p(i+2)$. This situation might occur because we have introduced self-loops in the automaton D' in conjunction with possibility that the Büchi automaton $B_{\phi'}$ might not be optimal (in the sense of number of states and transitions). Therefore, we first remove finite repetitions of states from p . Removing such repeated states from p does not change the fact that $\bar{p} \models \phi'$. This is possible because LTL formulas without the *next* time operator are *stutter invariant* [5, §10]. Next, we define the control alphabet to be $K = K^f \cup K^l \subseteq Q \times Q$ where $K^f = \cup_{i=1}^{n_f-1} \{(p_i^f, p_{i+1}^f)\} \cup \{(p_{n_f}^f, p_1^l)\}$ and $K^l = \cup_{i=1}^{n_l-1} \{(p_i^l, p_{i+1}^l)\} \cup \{(p_{n_l}^l, p_1^l)\}$ when $n_l > 1$ or $K^l = \emptyset$ otherwise. For any $\kappa = (q_i, q_j) \in K \setminus \{(p_{n_f}^f, p_1^l)\}$, we design g_{κ} to be a reachability controller that drives all initial states in $Z_{\kappa} = cl(T^{-1}(q_i))$ to the common edge $cl(T^{-1}(q_i)) \cap cl(T^{-1}(q_j))$. Finally for $\kappa = (p_{n_f}^f, p_1^l)$, we let g_{κ} be a cell invariant controller for the cell p_1^l .

It is easy to see now how we can use each pair (p^f, p^l) in order to construct a hybrid controller $H'_{\phi'}$. Starting anywhere in the cell $cl(T^{-1}(p_1^f))$, we apply the control law $g_{(p_1^f, p_2^f)}$ until the robot crosses the edge $cl(T^{-1}(p_1^f)) \cap cl(T^{-1}(p_2^f))$. At that point, we switch the control law to $g_{(p_2^f, p_3^f)}$. The above procedure is repeated until the last

cell of the finite path p^f at which point we apply the cell invariant controller $g_{(p_{n_f}^f, p_1^f)}$. If the periodic part p^l of the path has only one state, i.e., $n_l = 1$, then this completes the construction of the hybrid controller $H'_{\phi'}$. If on the other hand $n_l > 1$, then we check whether the trajectory $z(t)$ has entered an ε -neighborhood of the barycenter of the cell invariant controller. If so, we apply ad infinitum the sequential composition of the controllers that correspond to the periodic part of the path p^l followed by the cell invariant controller $g_{(p_{n_f}^f, p_1^f)}$. The cell invariant controller is necessary in order to avoid Zeno behavior [26]. Since there can only exist at most one Zeno cycle in the final hybrid automaton and this cycle is guaranteed to not generate Zeno behaviors due to the existence of the cell invariant controller, the following proposition is immediate.

Proposition 27 *The trajectories z of the system $[\Sigma', H'_{\phi'}]$ satisfy the finite variability property.*

Assuming now that Σ' is controlled by the hybrid controller $H'_{\phi'}$, which is constructed as described above, we can prove the following theorem.

Theorem 28 *Let $\phi' \in \Phi_{\Xi\Pi}^+$, P be a set of paths on D such that $\forall p \in P$ we have $\bar{p} \models \phi'$ and $H'_{\phi'}$ be the corresponding hybrid controller, then $([\Sigma', H'_{\phi'}], [\cdot]_{\delta}) \models \phi'$.*

PROOF. For any $p \in P$ we prove that if $\bar{p} \models \phi'$, then $(z, [\cdot]_{\delta}) \models \phi'$ for any trajectory z of the system $[\Sigma', H'_{\phi'}]$ starting at any $z(0) \in cl(T^{-1}(p(0)))$. The proof uses induction on the structure of ϕ' . Here, we only present two cases. The other cases are similar (see [9]).

Case $\bar{p} \models \xi$: Since $z(0) \in cl(T^{-1}(p(0)))$ we get that $z(0) \in [\xi]_{\delta}$ (by def. $[\xi]_{\delta} = cl([\xi]_{\delta})$). Hence, $(z, [\cdot]_{\delta}) \models \xi$.

Case $\bar{p} \models \phi'_1 \mathcal{U} \phi'_2$: Then there exists some $i \geq 0$ such that $\bar{p}|_i \models \phi'_2$ and for all $j \in [0, i)$ we get that $\bar{p}|_j \models \phi'_1$. Consider now the trajectory z that is generated by Σ' using the controller $H'_{\phi'}$ that corresponds to the path p . The initial condition for the trajectory z is any point in the initial cell, i.e., $z(0) \in cl(T^{-1}(p(0)))$. By construction, there exists a sequence of times $0 = \tau_0 \leq \tau_1 \leq \dots \leq \tau_i$, where τ_j for $j \in (0, i]$ is the time that the trajectory z crosses the edge $cl(T^{-1}(p(j-1))) \cap cl(T^{-1}(p(j)))$. Consider any time instant $t' \in [\tau_j, \tau_{j+1})$ for any $j \in [0, i)$. Then, we know that $z|_{t'}(0) \in cl(T^{-1}(p|_j(0)))$. Now the induction hypothesis applies and we get that $(z|_{t'}, [\cdot]_{\delta}) \models \phi'_1$. Therefore, for all $t' \in [0, \tau_i]$, we have $(z|_{t'}, [\cdot]_{\delta}) \models \phi'_1$. Now, note that $z(\tau_i) \in cl(T^{-1}(p(i-1))) \cap cl(T^{-1}(p(i)))$, hence by the induction hypothesis we get that $(z|_{\tau_i}, [\cdot]_{\delta}) \models \phi'_2$. Thus, if we set $t' = \tau_i$, then we are done and $(z, [\cdot]_{\delta}) \models \phi'_1 \mathcal{U} \phi'_2$. Note that if $\bar{p} \models \phi'_2$, then we are immediately done since the induction hypothesis applies directly. \square

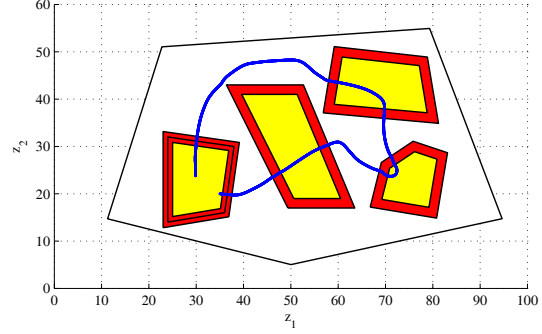


Fig. 5. A trajectory of system Σ' for the path of Example 26 using the potential field controllers of [7].

Theorem 28 concludes our proposed solution to Problem 17. The following example illustrates the theoretical results presented in Section 6.

Example 29 *For the construction of the hybrid controller $H'_{\phi'}$, based on the path of Example 26, we deploy the potential field controllers of Conner et. al. [7] on the cellular decomposition of Fig. 3. The resulting trajectory with initial position $(35, 20)$ and velocity bound $v_{max} = 0.5$ appears in Fig. 5.*

7 Putting Everything Together

At this point, we have presented all the pieces that comprise our proposed solution to Problem 2. Now we are in position to put all the parts together according to the hierarchy proposed in Fig. 2. The following theorem which is immediate from Proposition 11, Lemma 12 and Theorems 16 and 28 states the main result of the paper.

Theorem 30 *Let \mathcal{W} be an approximate simulation relation of precision $2v_{max}$ between Σ' and Σ and $u_{\mathcal{W}}$ be the associated interface. Let $\phi \in \Phi_{\Pi}$ and define $\phi' = \mathbf{pos}(\phi)$. Let $H'_{\phi'}$ be a controller for Σ' and H_{ϕ} be the associated controller for Σ obtained by the interconnection of the elements as shown in Fig. 2. Then, for $\delta > 2v_{max}$, $([\Sigma', H'_{\phi'}], [\cdot]_{\delta}) \models \phi'$ implies $([\Sigma, H_{\phi}], [\cdot]_{\delta}) \models \phi$.*

Even though our framework regards as input the bound on acceleration u_{max} and then derives the velocity bound v_{max} , in the following examples we give as input the bound v_{max} . We believe that this makes the presentation of the examples clearer.

Example 31 *The trajectory of system Σ which corresponds to the trajectory of Example 29 of system Σ' appears in Fig. 6. The parameters for this problem are $v_{max} = 0.5$ and $\alpha = 100$ which implies that u_{max} should at least be 0.5475. Notice that the two trajectories are almost identical since the velocity of Σ' is so low.*

The next example considers larger velocity bounds than Example 31 and a non-terminating specification.

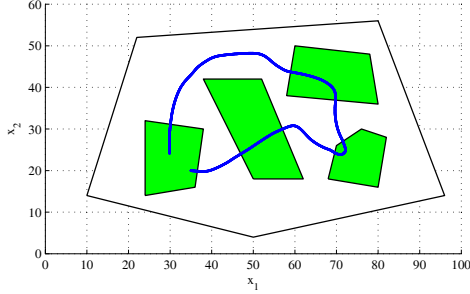


Fig. 6. The trajectory of system Σ which corresponds to the trajectory of system Σ' presented in Fig. 5.

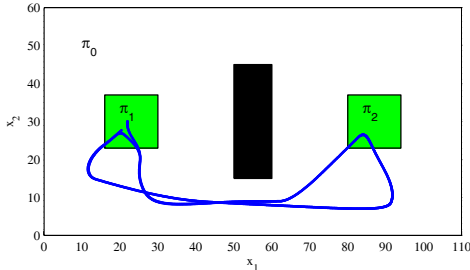


Fig. 7. The initial environment of Example 32 and the resulting trajectory $x(t)$ of the dynamic robot Σ .

Example 32 Consider the environment in Fig. 7 and the RTL formula $\phi = \square(\pi_0 \wedge \diamond(\pi_1 \wedge \diamond\pi_2))$. This specification requires that the robot first visits $\llbracket \pi_1 \rrbracket$ and then $\llbracket \pi_2 \rrbracket$ repeatedly while always remaining in $\llbracket \pi_0 \rrbracket$. For this example, we use the controllers developed in [3] and for the triangulation of the environment we use the C library [28]. We consider $v_{max} = 3$ and $a = 100$. The resulting trajectory appears in Fig. 7. The black region in the center of the workspace represents a static obstacle in the environment which is modeled as a hole in $\llbracket \pi_0 \rrbracket$.

8 Related Research and Discussion

There exist several related approaches to motion planning using hybrid or symbolic methods. For example, the maneuver automata in [13] generate trajectories for helicopters by composing simple dynamic maneuvers. The control quanta [29] solve the navigation problem for non-holonomic vehicles using quantized control. The motion description language [19] and the framework in [22] utilize regular languages in order to guide the construction of hybrid systems. In [27], the authors synthesize robust hybrid automata starting from specifications expressed in a modal logic. In [20], the author presents a framework for the synthesis of distributed hybrid controllers for an assembly factory given basic controllers and descriptions of the tasks. One of the first explicit applications of temporal logics to robotics appears in [1]. This paper deals with the controller synthesis problem for locomotion. The design of discrete time controllers for linear systems that satisfy LTL specifications is addressed

in [32]. Finally in [12], controller specifications are derived from flat RTL formulas.

The work that is the closest related to ours appears in [21]. The authors in [21] extend the framework presented in [11] in order to design hybrid automata with affine dynamics with drift using the controllers presented in [18]. The framework in [21] can also solve Problem 2, but we advocate that our approach has several clear advantages when one explicitly considers the motion planning problem. First, the hierarchical approach enables the design of control laws for a 2D system instead of a four dimensional one. Second, our approach avoids the state explosion problem introduced by (i) the fine partitioning of the state space with respect to the predicates, and (ii) the consequent tessellation of the 4D space. Finally, the freedom to choose a δ greater than $2v_{max}$ enables the design of hybrid controllers for non-point robots that can also tolerate bounded inaccuracies in the system (see [9]). For these reasons, we strongly believe that a hierarchical approach can provide a viable solution to a large class of control problems.

9 Conclusions and Future Work

We have presented an automatic framework for the solution of the temporal logic motion planning problem for dynamic mobile robots. Our framework is based on hierarchical control, the notion of approximate bisimulation relations and a new definition of robustness for temporal logic formulas. In the process of building this new framework we have also derived two intermediate results. First, we presented an automatic framework for the solution of the temporal logic motion planning problem for kinematic models. Second, we showed how to construct a more robust solution to the above problem, which can account for bounded errors in the trajectories of the system. To the best of our knowledge, this paper presents the first computationally tractable approach to all the above problems.

Future research will concentrate on several directions. First, we are considering employing controllers for non-holonomic systems [6] at the low hierarchical level. Complementary to the first direction, we are investigating new interfaces that can take into account nonholonomic constraints. Another important direction is the extension of this framework to 3D motion planning. Finally, we are currently working on converting our single-robot motion planning framework into a reactive multi-robot motion planning system.

Acknowledgements

The authors would like to thank Rajeev Alur for the useful discussions, David Conner for providing them with his implementation of the potential field controllers and the reviewers for many useful comments.

References

- [1] Marco Antoniotti and Bud Mishra. Discrete event models + temporal logic = supervisory controller: Automatic synthesis of locomotion controllers. In *Proceedings of the IEEE International Conference on Robotics and Automation*, pages 1441–1446, May 1995.
- [2] Howard Barringer, Ruard Kuiper, and Amir Pnueli. A really abstract concurrent model and its temporal logic. In *POPL '86: Proceedings of the 13th ACM SIGACT-SIGPLAN symposium on Principles of programming languages*, pages 173–183, New York, NY, USA, 1986. ACM Press.
- [3] Calin Belta, Volkan Isler, and George J. Pappas. Discrete abstractions for robot motion planning and control. *IEEE Transactions on Robotics*, 21(5):864–874, October 2005.
- [4] Howie Choset, Kevin M. Lynch, Seth Hutchinson, George Kantor, Wolfram Burgard, Lydia E. Kavraki, and Sebastian Thrun. *Principles of Robot Motion: Theory, Algorithms and Implementations*. MIT Press, March 2005.
- [5] Edmund M. Clarke, Orna Grumberg, and Doron A. Peled. *Model Checking*. MIT Press, Cambridge, Massachusetts, 1999.
- [6] David C Conner, Howie Choset, and Alfred Rizzi. Integrated planning and control for convex-bodied nonholonomic systems using local feedback control policies. In *Proceedings of Robotics: Science and Systems II*, Cambridge, USA, June 2006.
- [7] David C Conner, Alfred Rizzi, and Howie Choset. Composition of local potential functions for global robot control and navigation. In *Proceedings of 2003 IEEE/RSJ International Conference on Intelligent Robots and Systems*, pages 3546–3551, 2003.
- [8] Thomas H. Cormen, Charles E. Leiserson, Ronald L. Rivest, and Cliff Stein. *Introduction to Algorithms*. MIT Press/McGraw-Hill, second edition, September 2001.
- [9] Georgios E. Fainekos. *Robustness of Temporal Logic Specifications*. PhD thesis, Department of Computer and Information Science, University of Pennsylvania, 2008.
- [10] Georgios E. Fainekos, Antoine Girard, and George J. Pappas. Hierarchical synthesis of hybrid controllers from temporal logic specifications. In *Hybrid Systems: Computation and Control*, number 4416 in LNCS, pages 203–216. Springer, 2007.
- [11] Georgios E. Fainekos, Hadas Kress-Gazit, and George J. Pappas. Hybrid controllers for path planning: A temporal logic approach. In *Proceedings of the 44th IEEE Conference on Decision and Control*, pages 4885–4890, December 2005.
- [12] Georgios E. Fainekos, Savvas G. Loizou, and George J. Pappas. Translating temporal logic to controller specifications. In *Proceedings of the 45th IEEE Conference on Decision and Control*, pages 899–904, December 2006.
- [13] Emilio Frazzoli. *Robust hybrid control for autonomous vehicle motion planning*. PhD thesis, Massachusetts Institute of Technology, May 2001.
- [14] Carsten Fritz. Constructing Büchi automata from LTL using simulation relations for alternating Büchi automata. In *the 8th International Conference on Implementation and Application of Automata*, volume 2759 of LNCS, pages 35–48, 2003.
- [15] Giuseppe De Giacomo and Moshe Y. Vardi. Automata-theoretic approach to planning for temporally extended goals. In *European Conference on Planning*, volume 1809 of LNCS, pages 226–238. Springer, 1999.
- [16] Antoine Girard and George J. Pappas. Hierarchical control using approximate simulation relations. In *Proceedings of the 45th IEEE Conference on Decision and Control*, 2006.
- [17] Antoine Girard and George J. Pappas. Approximation metrics for discrete and continuous systems. *IEEE Transactions on Automatic Control*, 52(5):782–798, 2007.
- [18] Luc C.G.J.M. Habets and J. H. van Schuppen. A control problem for affine dynamical systems on a full-dimensional polytope. *Automatica*, 40:21–35, 2004.
- [19] D. Hristu-Varsakelis, M. Egerstedt, and P. S. Krishnaprasad. On the complexity of the motion description language MDLE. In *Proceedings of the 42nd IEEE Conference on Decision and Control*, pages 3360–3365, December 2003.
- [20] Eric Klavins. Automatic compilation of concurrent hybrid factories from product assembly specifications. In *Hybrid Systems: Computation and Control*, volume 1790 of LNCS, pages 174–187. Springer, 2000.
- [21] Marius Kloetzer and Calin Belta. A fully automated framework for control of linear systems from LTL specifications. In *Proceedings of Hybrid Systems: Computation and Control*, volume 3927 of LNCS, pages 333–347. Springer, 2006.
- [22] X. D. Koutsoukos, P. J. Antsaklis, J. A. Stiver, and M. D. Lemmon. Supervisory control of hybrid systems. *Proceedings of the IEEE*, 88(7):1026 – 1049, July 2000.
- [23] Hadas Kress-Gazit, Georgios E. Fainekos, and George J. Pappas. From structured english to robot motion. In *Proceedings of the IEEE/RSJ International Conference on Intelligent Robots and Systems*, pages 2717–2722, October 2007.
- [24] Steven M. LaValle. *Planning Algorithms*. Cambridge University Press, 2006.
- [25] Stephen R. Lindemann and Steven M. LaValle. Smoothly blending vector fields for global robot navigation. In *Proceedings of the 44th IEEE Conference on Decision and Control*, pages 3553–3559, December 2005.
- [26] J. Lygeros, K. H. Johansson, S. N. Simic, J. Zhang, and S. Sastry. Dynamical properties of hybrid automata. *IEEE Transactions on Automatic Control*, 48:2–17, 2003.
- [27] T. Moor and J. M. Davoren. Robust controller synthesis for hybrid systems using modal logic. In *Proceedings of Hybrid Systems: Computation and Control*, volume 2034 of LNCS, pages 433–446. Springer, 2001.
- [28] Atul Narkhede and Dinesh Manocha. Fast polygon triangulation based on seidel’s algorithm. In Alan W. Paeth, editor, *Graphics Gems V*, chapter VII.5, pages 394–397. Academic Press, 1995.
- [29] S. Pancanti, L. Pallottino, D. Salvadorini, and A. Bicchi. Motion planning through symbols and lattices. In *Proceedings of the International Conference on Robotics and Automation*, pages 3914–3919, New Orleans, LA, April 2004.
- [30] Amir Pnueli. The temporal logic of programs. In *Proceedings of the 18th IEEE Symposium Foundations of Computer Science*, pages 46–57, 1977.
- [31] Mark Reynolds. Continuous temporal models. In *the 14th Australian Joint Conference on Artificial Intelligence*, volume 2256 of LNCS, pages 414–425. Springer, December 2001.
- [32] Paulo Tabuada and George J. Pappas. Linear time logic control of discrete-time linear systems. *IEEE Transactions on Automatic Control*, 51(12):1862–1877, 2006.