

Full Length Research Paper

The effect of magnetic water on strength parameters of concrete

M Gholizadeh¹ and H Arabshahi^{2*}

¹Chemistry Department, Ferdowsi University of Mashhad, Mashhad, Iran.

²Physics Department, Ferdowsi University of Mashhad, Mashhad, Iran.

Accepted 24 January, 2011

A machine for magnetic water treatment is designed and its application on the ions contained in water has been investigated to examine the effect of magnetic water on concrete parameters. Strength parameters of concrete have been studied for more than 104 concrete samples, including the non-magnetic samples (made by ordinary water) and magnetic samples (made by magnetic water), with slump and compressive strength experiments. Based on slump experiments, magnetic samples were 7 centimeters more than non-magnetic group and the average compressive strength of samples made by magnetic water was 23% more than that of samples made by ordinary water. The experimental results show the advantages of magnetic samples in concrete industry because of increase in plasticity, the efficiency and quality of concrete boosts in comparison with nonmagnetic samples.

Key words: Magnetic water, compressive strength, slump, plasticity, surface tension decrease.

INTRODUCTION

Magnetic water treatment machine was first invented in 1945 by a distinguished Belgian engineer (Vermieren, 1957). This machine which is currently utilized in more than fifty countries around the world such as America and Russia was practically introduced to the market since 1950 and as a result of a series of persistent and continuous studies; it was developed into its present improved and perfect form, Aqua Correct (Baker et al., 1996). This machine contains a powerful magnet which is the source of production of magnetic energy. This powerful magnet is fixed in a small tube with such high technology that can create a magnetic field reaching a high rate of about 6500 Gauss (Eshaghi et al., 2004).

This machine simply works based on the electromagnetic induction principle which was introduced by Michael Faraday in 1832 (Castro et al., 2004). Water passing through this machine undergoes the magnetic energy present there, which influences the colliding particles, calcium carbonate molecules (CaCO_3), salts and other saline in water and changes their physical and electrical properties and creates a particular pattern (Strum, 1940). This change in the electron pattern in ions

leads to a lack of activity in forming compositions and no precipitation occurs (Gholizadeh et al., 2005). Also, magnetic energy reduces the surface tension of water by 10%. However, because of such changes, no suitable environment is provided for the formation of viscous deposits (adherence of calcium crystals and other substances) and in this way magnetic water with its unique and special properties is produced (Figure 1).

According to the Lorentz force $QV \times B$ in this machine, the output of magnetic anti-precipitation depends on the power of magnetic field imposed, velocity of water flow, magnetic force, number of particles with positive or negative charge in water and angle between particle velocity and applied magnetic field which is always upright and hence, maximum effect of magnetic field is applied (Davenport et al., 2006). Water temperature has no significant effect on the magnetic anti-precipitation process and the machine itself is quite resistant toward high temperatures (Welder, 1954).

CONCRETE STRUCTURE

Concrete is a proportionate mixture of four basic ingredients, sand, gravel, cement and water (under some conditions, other ingredients are added to achieve a certain objective but these are not among the basic ones). In fact, the main bulk of concrete is made of small and large pebbles (sand and grit) which are the stone construction

*Corresponding author. E-mail: arabshahi@um.ac.ir. Fax: +98 (0)511 8796983.

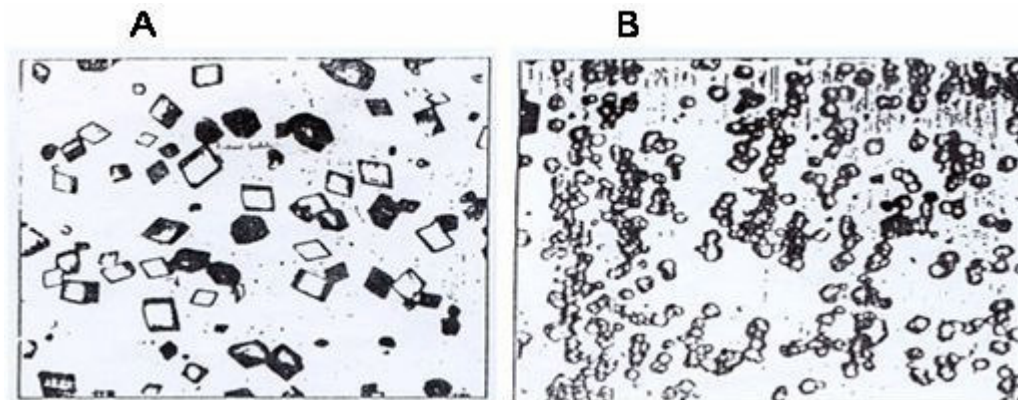


Figure 1. (a) Microscopic representation of calcium carbonate crystals in water which is not filtered (magnified 600 times); (b) microscopic representation of calcium carbonate crystals in electromagnetic water (magnified 600 time).

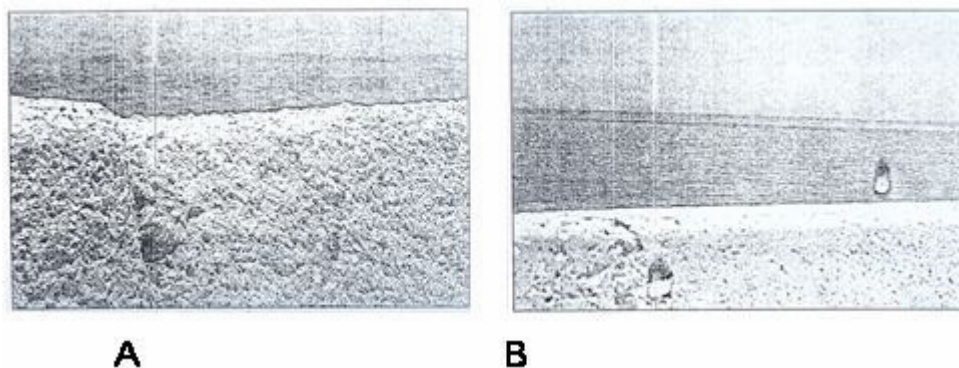


Figure 2. Black sea coasts, (a) before repair (ordinary water); (b) after repair (magnetic water).

materials and the chemical interactions between cement and water form a mixture which surrounds stone construction materials and adheres and consolidates them together.

To initiate chemical reactions in cement, a limited amount of water is needed, whereas, the water used in concrete composition is always much more than that (Furu et al., 2006). The water added is to increase the necessary utility and flexibility of concrete for filling all the angles of the mould and surrounding all the reinforcing bars. By choosing different proportions of the ingredients of concrete, a wide variety of concrete with different resistance is gained. Indeed, the impact of water is very remarkable. That is why most recommended methods for mixture design of concrete have regarded water with importance and great sensitivity for its hydration nature. In order to make concrete, the usual natural water is suitable such as rainwater, stream water, etc. River water can also be used if the chemical wastes of factories have not polluted it (Gil et al., 2002).

Water with extra chlorine is harmful to reinforced concrete as it corrodes the armature framework. Other kinds of water which are heavily polluted by oil, fat or other pollutants which negatively affect on the solidification or other properties of concrete must not be applied. The residue of plants, even a small amount is harmful to concrete and muddy water lessens the compressive strength of concrete. Water of swamps which are dark, stale and stinking and fizzy such as CO_2 and water containing gypsum, sulfate or chloride have all negative effects on concrete and must not be used. In

dubious cases the water sample must be sent to laboratory for chemical analysis of water to determine its suitability for the construction of concrete (Strum et al., 1940).

Generally, water suitable for drinking is suitable enough for concrete construction (This is not always true such as water containing sugar which is drinkable but may not be suitable for concrete construction). However, taste, smell or source of water may not reject a kind of water by themselves. If the impurities in water go beyond a certain level, this may greatly affect the time span of consolidation resistance and volume stability of concrete or may also corrode the steel.

Water used for concrete construction must be pure of any oil, acids bases, salts, organic or any other materials harmful to concrete. Using the standard water, the machine for magnetic water treatment has been applied in many countries to make high quality concrete. Figures 2 and 3, show two examples of magnetic concrete applications.

RESULTS AND ANALYSES

Generally, the essential condition for a good concrete is a satisfactory compressive strength. A satisfactory compressive strength does not signify a certain degree of tolerance against compressive tensions, but this




Figure 3. Superstructure of rostove nodonove way, (a) before renovation (ordinary water); (b) after renovation (magnetic water).

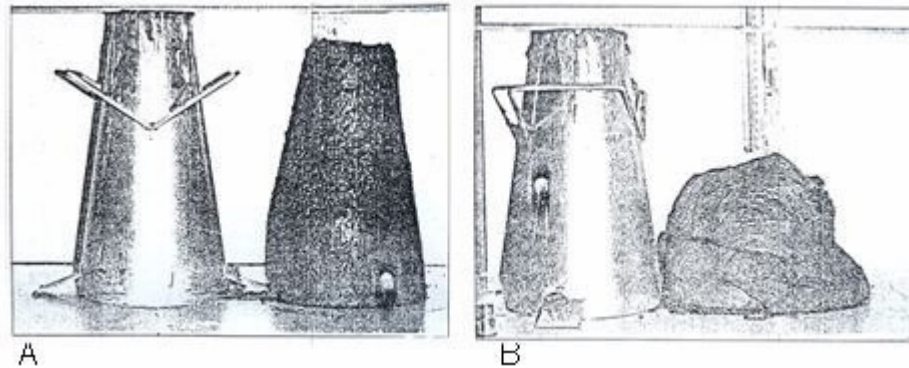


Figure 4. Subsidence rate of samples in slump experiment, (a) group A which are made by ordinary water; (b) group B which are made by magnetic water.

condition is because of the fact that other properties of concrete are relevant to compressive strength. Regarding this fact, slump experiments were applied to examine concrete efficiency and compressive strength experiment to determine maximum strength of the samples against pressure. Therefore, 104 concrete samples were categorized within two groups; group A, non-magnetic samples which were made by ordinary water and group B, magnetic samples which were made by magnetic water. Each group contained 52 samples both in cube and cylinder form to measure and analyze their strength separately (Coey, 2000). Based on the mixture design of concrete, some concrete samples with 35 kg/m^3 standard were provided for both groups. These samples had the same condition in construction materials, grading and kind of cement. The only difference was the water applied which was drinkable water with two different states, ordinary and magnetic. As soon as concrete was prepared, slump experiment was carried out (Figure 4).

Due to lack of enough moulds, concrete was made in the same mixture design in several phases and slump experiment was repeated. Table 1 shows the experimental results carried out for subsidence rate of

group A and B samples in slump experiment.

After making both kinds of concrete with high efficiency and smoothness which is achieved in slump experiment, samples were placed in cube and cylinder moulds in three layers by special mallets. After 24 h, the samples were brought out of the moulds and were exposed by 25 temperature water. The water of this pond was ordinary water for both groups. In the new series of experiments different conditions of water of the pond are going to be applied. After seven days, some of the samples from both groups were placed under pressure. After 28 days, compressive strength experiment was carried out on the rest of the samples. The results from the average rates of these experiments are included in Table 2.

The graph resulted from these changes is illustrated in Figure 5. It can be seen from Figure 5 and Table 2 that, the magnetic water does increase plastic properties of concrete. Hence, it is the advantages of this method in comparison to other methods which increase plasticity of concrete. Also, our results of slump experiments show that, magnetic field has a considerable effect on clusters of water molecules, which means water molecules scattered more from each other. This causes participation

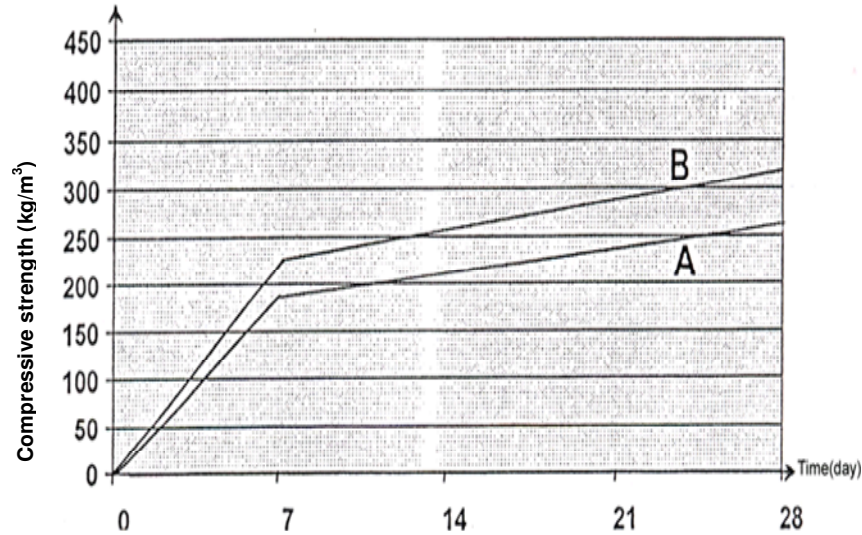


Figure 5. Compressive strength changes for cylindrical samples for group A and B.

Table 1. Subsidence rate of samples in slump experiment.

Samples	Slump (cm)
Nonmagnetic group A	4
Magnetic group B	11

Table 2. Compressive strength of cylindrical and cubic samples within seven and twenty eight days for non-magnetic and magnetic group.

Samples	Compressive strength (kg/m ³)			
	Cylindrical samples		Cubic samples	
	7 days	28 days	7 days	28 days
Group A, non-magnetic	180	265	125	185
Group B, magnetic	220	325	160	225

of water molecules in cement hydration reaction. So cement particles are scattered inside concrete mix in form of complex of molecules and hydration reaction initially take place in surface of cement particles. Therefore, a soft layer of hydration reaction products forms on cement particles, those prevent them from the penetration of water molecules to material bulk (Figure 4b)

Concrete made by magnetic water, in comparison with concrete made from plastic substances, has several advantages such as its low expense, limitation of added substances and high durability of the machine without decrease in its magnetic energy. Also, there is no need for repair, service or any other operations. Based on our experimental results, the magnetic concrete has the following advantages as well:

1. It increases the efficiency of concrete.
2. Decrease in the volume of water becomes quite

possible.

3. It prevents the particles from accumulation in one place and this in its turn leads to a better distribution of them.

4. As the most important advantage, it increases the compressive strength of concrete by 25% and its traction strength by 40%.

5. Concrete made in this way is more resistant against freezing and more impermeable.

6. Decrease in water surface tension in magnetic water by 10% in comparison with ordinary water.

Conclusions

We have investigated the effect of magnetic water on strength parameters of concrete. Based on our research, magnetic water that caused the average compressive strength of samples has 23% more than that of samples

made by ordinary water. The experimental results have also shown the advantages of magnetic samples in concrete industry because of increase in plasticity, efficiency and resistant in comparison with non-magnetic samples.

REFERENCES

- Baker JS, Judd SJ (1996). *Water Res.*, pp. 247-255.
- Baker JS, Parsons SA (1996). *Industrial process. Water Treatment*, pp. 36-42.
- Coey JM (2000). *Magnetic Water Treatment. J. Magn. Magn. Mater.*, 209: 71-78.
- Castro FR, Sellars CM (2004). *Deformation behavior in metals at high temperature range. Phil. Mag.*, 60: 487-493.
- Davenport SB, Sparks CN, Sellars CM (2006). *Proc. Conf. Thermo-Mechanical Processing in Theory, Modeling and Practice (TMP)*, Stockholm, Sweden, pp. 249-255.
- Eshaghi Z, Gholizadeh M (2004). *Talanta*, 64(2): 558-562.
- Furu T, Schercliff HR, Ashby MF (2006). *The interaction between the microstructural variables subgrain size and metals. Mater. Sci. Forum*, 43: 217-222.
- Gholizadeh M, Arabshahi H, Benam R (2005). *Int. J. Appl. Chem.*, 1: 84-89.
- Gil J, Van Houtte P, Kuhlmann-Wilsdorf D (2002). *Nano particle simulation at high temperature. Prog. Mater. Sci.*, 25: 69-77.
- Vermieren T (1957). *Societe Belgedes Ingenieurs et des Industriels*, pp. 3-9.
- Welder B, Partridge EP (1954). *Industrial and Engineering Chemistry*. 46: 954-961.