



A Primer on Gas Phase CO₂ Production and Transport in Peatland Soils

Stephen Barry^{1,2}, Alan Gilmer^{1,2}, John Cassidy^{1,3}, Eugene McGovern^{1,2} & Vivienne Byers¹

¹ Environmental Sustainability & Health Institute, Technological University Dublin Grangegorman, Dublin

² College of Engineering & Built Environment, Technological University Dublin, Dublin

³ School of Chemical & Pharmaceutical Sciences, Technological University Dublin, Dublin

Correspondence: Stephen Barry, Environmental Sustainability & Health Institute, Technological University Dublin Grangegorman, Dublin. E-mail: Barry.Stephen@tudublin.ie

Received: September 17, 2020 Accepted: October 9, 2020 Online Published: November 12, 2020

Abstract

CO₂ sequestered by peatlands is accounted for and offset against national emissions. Observational and modelling studies are used to estimate emission factors that dictate the rate of CO₂ emissions or removals from peatlands accounted for within the Landuse and landuse change including forestry (LULUCF) sector and often use simple Tier 1 emission factors found in the IPCC (1996) guidebook. However, the current estimates are predominately based off peatland surface fluxes measured using either chamber methods or eddy covariance techniques. These methods do not focus on sub-surface conditions while this information may prove useful in understanding efflux rates and conditions that influence them. To help assess the potential significance of subsurface dynamics in overall CO₂ efflux rates from peatlands this study proposes to review the literature dealing with subsurface conditions. The review found that the production of CO₂ in the sub-surface layers was often uncoupled from emissions and that on short time-scales the storage of CO₂ in soil pores and dissolved in soil water may account for this. The rate of production was found to be influenced by decomposition rate, vegetation type, nutrient availability and peat depth. The review also found that the mechanism of transport of CO₂ within the sub-surface was important in accounting for efflux rates. While diffusion is often assumed the most significant form of transport, the quantification and dynamics of other non-diffusive transport methods were found to also be important and further research is required to ascertain the drivers of both diffusive and non-diffusive transport.

Keywords: peatlands, carbon, greenhouse gas emissions, land-use

1. Introduction

Peatlands play an important role in the global carbon cycle – particularly in regulating carbon sequestration (Clymo, 1992; Zoltai and Martikainen, 1996; Clymo et al., 1998; Dean, 1999; Hilbert et al., 2000; MacDonald et al., 2006; Bhatti and Tarnocai, 2009; Beilman et al., 2009; Yu, 2011). However, it is becoming increasingly apparent that these systems can be degraded by anthropogenic activities and climate change. As a result, their normal dynamics are being disrupted which in turn diminishes the ecosystem services such as services like climate and water regulation or supporting services like habitat for biodiversity, soil formation, nutrient cycling (Rosenzweig et al., 2007; Kimmel and Mander, 2010). Peatlands ability to sequester carbon mean it is an important instrument in the mitigation of anthropogenic climate change. Additionally, they have up to one third of global soil organic carbon have accumulated in peatlands (Gorham, 1991; Turunen et al., 2002) and they have potential to sequester 20–30g C m⁻² yr⁻¹. Alternatively, they also represent potentially large flux sources of carbon if disturbed. For instance, Parish et al. (2008) has reported annual emissions from degraded peatlands (including fires) of 2-3 Gigatonnes CO₂ per year.

On an annual basis, peatlands may fluctuate between net sources and net sinks of carbon (Alm et al., 1999; Holden et al., 2006; Roulet et al., 2007; Sottocornola and Kiely, 2005; Laine et al., 2006). Studies have also found that this may be associated with hydro-meteorological variations (e.g. changing in precipitation or water table level (McVeigh et al., 2014) indicating that changing climatic patterns in temperature and precipitation are significant factors controlling the net sequestration / efflux rates of peatlands. Therefore the degradation of peatlands resulting in the reduction of peatland area or its potential to sequester carbon has impacts on the ability of these ecosystems to mitigate climate change and increasing its vulnerability to climate change. Hence, it is important to understand the gaseous dynamics of peatlands and also how they are influenced by climate and environmental parameters.

The purpose therefore of this review is to provide information regarding the system dynamics, methodologies and challenges in successfully monitoring and modelling soil respiration in addition to exploring the wider implications related to climate change. The growing importance of GHG fluxes from terrestrial ecosystems mean that internationally accounting for emission in peatlands and other soils must be accurately constrained. This is driven by legislative changes like the Land use and forestry regulation for 2021-2030 (Regulation (EU) 2018/841) which will require European Member States to account for and offset land use emissions by equivalent removals over the 2021-2030 period (European Commission, 2018).

2. Sub-Surface Overview

Many studies relating to the carbon dioxide fluxes in peatlands focus on the surface fluxes of carbon dioxide (Hommeltenberg et al, 2014; McVeigh et al., 2014, Nilsson et al.2008, Wu et al 2013., Roulet et al. 2007, Olson et al 2013) but fewer studies look at the contribution of sub surface dynamics and the roles played in the production, transport and sub-surface changes in carbon dioxide concentrations. However, we argue that studies including sub surface dynamics may improve our ability to represent carbon dynamics within peatlands via improved knowledge of system functioning and therefore may enhance CO₂ efflux modelling and predictions. For instance, does increased CO₂ gas-phase concentration in the sub-surface affect the rate of emission at the surface? If so, is production of CO₂ the main driver of emissions or do other factors affect emission rates.

To date, studies focusing on the sub surface have recognised what occurs in the sub surface to be an important component in understanding carbon efflux. For instance, Wright et al. (2011) found that the production of CO₂ from sub surface peat was a significant component of the net efflux of CO₂, implying that accounting for changing in the rate of production may improve emission/removal estimates (Hoyos-Santillan et al., 2016). and investigating how production changes due to anthropogenic influences like climate change and/or draining can provide insights into how peatlands may fluctuate between sources and sinks into the future.

Accounting for sub-surface carbon dynamics is not without its own challenges. For example, sub-surface have been found to display complex and non-linear trends. Dorrepaal et al. (2009) found that warming occurred both as a result of short-term (plant-related) and longer-term (peat soil-related) carbon respiration. Dorrepaal et al. (2009) also found that at least 69% of the increase in respiration rates originated from carbon in peat towards the bottom (25–50 cm) of the active layer above the permafrost. This complexity cannot be represented using methods like open and closed chambers and eddy covariance (EC) methods. Further, observations need to be collected at high temporal frequency and a large number of variables have been identified in previous studies like atmospheric pressure and wind (Rey, 2015), soil water balance (Holden, J., 2005) in addition to CO₂ effluxes and sub surface concentrations.

Conceptually, a simplified carbon efflux cycle within the peat sub surface can be visualised according to Figure 1. CO₂ efflux from soil begins with production, defined as the aggregate respiration from roots, microbes, and soil fauna within the soil profile. CO₂ concentrations within the soil profile may increase until transport is instigated via diffusive or non-diffusive mechanisms and results in emission from the soil surface. However, several other pathways may exist. For instance, instead of a gradual accumulation of CO₂ within the sub-surface, CO₂ may be transported near-instantaneously to the surface (Maier et al., 2010). Alternatively, high CO₂ concentrations in soil do not necessarily relate to high effluxes (Maier et al., 2010). For instance, Maier et al. (2012) summarised that rain pulses in summer can stimulate respiration and lead to and increased sub surface concentrations both because of increased respiration and because saturated soil inhibits diffusion. This implies that several pathways exist whereby the residence time of CO₂ in the sub surface varies. Importantly, the process outlined in Figure 1 can be categorised via biotic and abiotic factors. Production is dominated by biotic factors however efflux itself is governed mainly by abiotic factors such as soil moisture, temperature and the CO₂ gradient between soil and atmosphere (Maier et al., 2012).

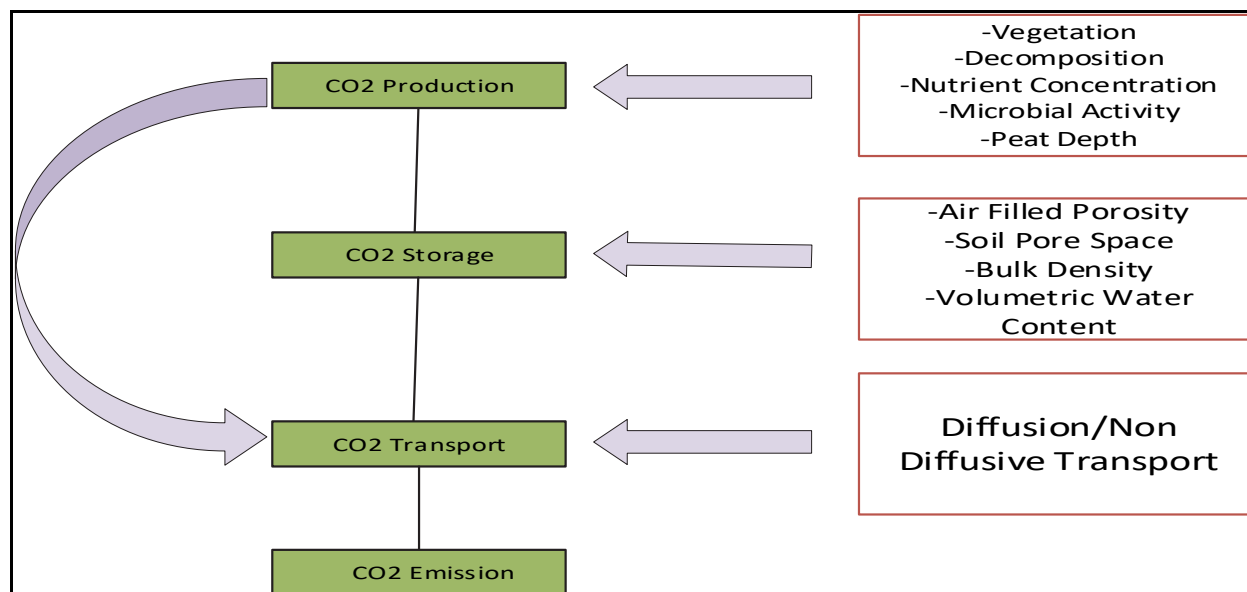


Figure 1. Conceptual emission model of peat CO₂ production and transport

2.1 Production of Carbon Dioxide

Figure 2 shows a simplified illustration of CO₂ production as a result of aerobic and microbial decomposition (Sánchez-Cañete et al., 2018). Intermediate steps in this process such as the steps between decomposition and production of CO₂ are likely driven by multiple parameters such as the Dissolved Organic Carbon (DOC) role in fuelling microbial activity (Tranvik, 1992). However, we do not further discuss DOC as we limit our review to CO₂ gas-phase fluxes. Rates of decomposition are in turn influenced by the population and status of microbiota and the water table level. Factors that affect microbial populations include climatic factors and nutrient availability which in turn is affected by the litter quality and vegetation.

Quantifying CO₂ production is necessary for several reasons. Firstly, on longer time scales, many studies assume that emissions from a peatland are likely to approximately equal what is produced (Maier et al., 2012). However, aqueous phase partitioning, calcite dissolution reactions, gravitational percolation due to a higher density dissolution of CO₂ and CO₂ dissolution in xylem water have been identified as significant CO₂ loss pathways within terrestrial systems (Sánchez-Cañete et al., 2018) meaning that assumption may need further investigation. Secondly, given that temperature and moisture are linked to increased production of CO₂ (Sánchez-Cañete et al., 2018), changing climatic regimes may change the rate of CO₂ production with warmer climates leading to higher emissions. For example, Hoyos-Santillan et al. (2016) found that this lack of understanding was significant enough to limit predictions of how tropical peatlands CO₂ and CH₄ emissions will respond to environmental change (such as climate change) and land use change (such as changing peatlands to agricultural lands or forestry)

While Figure 2 shows a linear process, this distinctly non-linear system is further controlled by many known and unknown factors including abiotic factors like soil moisture where even small changes can result in significant changes in concentrations of gas phase CO₂ (Orchard and Cook, 1983). Moreover, Daly et al. (2008) found that near-surface soil CO₂ gas-phase concentrations followed a monotonically decreasing pattern interrupted by large increases induced by rainfall events. However, disaggregating reduced emissions caused by soil moisture and increased production remains a challenge. Additionally, many studies have focussed on decomposition, litter quantity and quality, nutrient profiles and microbial population (Moore and Dalva, 1997; Klotzbücher et al., 2011; Cotrufo et al., 2015; Joabsson & Christensen, 2001; Konnerup et al., 2010; Wright et al., 2011; Couwenberg et al., 2010; Hooijer et al., 2012). However, from a systems perspective these parameters are not independent of each other. As one parameter varies, incremental or abrupt changes can follow in other parameters. However, representing many of these parameters is difficult and building this wholistic representation of the peatland system

remains extremely challenging.

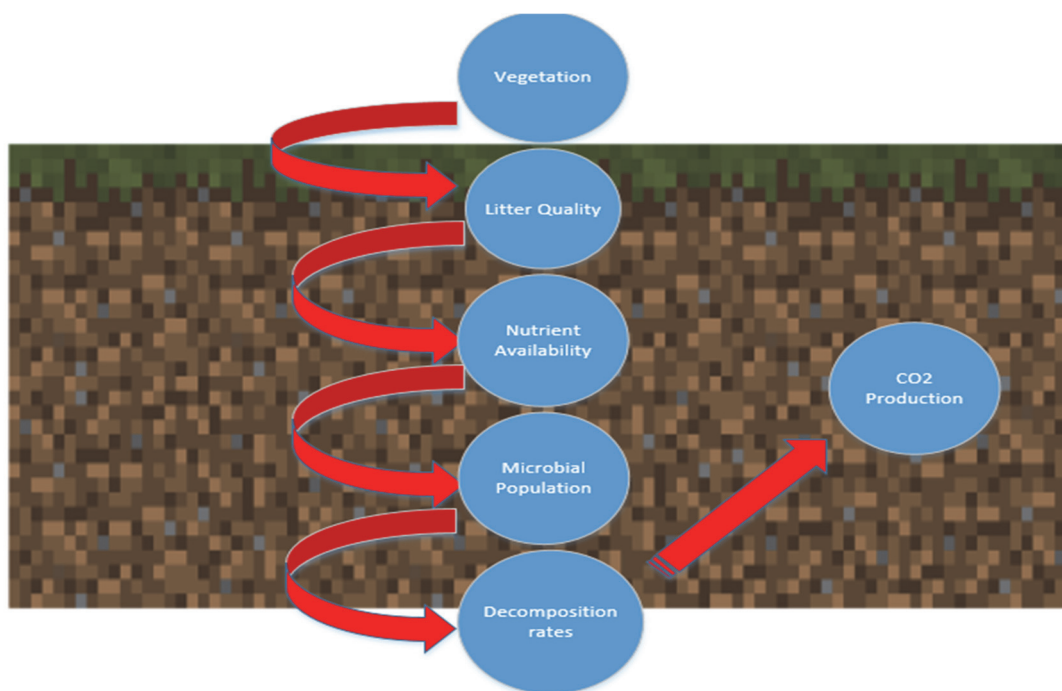


Figure 2. Parameters Influencing Production of CO₂ In Sub-Surface. Decomposition

2.1.1 Decomposition

CO₂ release during aerobic decomposition occurs above the water table and it is likely that it has a seasonal component given the tendency of peatlands to be near saturation during all but the warmer months in boreal and temperate peatlands (Jauhiainen et al., 2005). CO₂ release from anaerobic decomposition occurs via microbial breakdown of methane via methanogenic bacteria (Le Mer & Roger, P., 2001).

Wright et al. (2011) found that substrate temperature, moisture content and nutrient status affected rates of decomposition. Hoyos-Santillan et al. (2016) found that the depth of the peat was the primary driver of decomposition rates with lower peat decomposition rates being observed deeper in the peat profile. Differences between plant substrate materials were found to be likely responsible for this (Hoyos-Santillan et al., 2016; Cotrufo et al., 2015; Hogg et al., 1992). For instance, the progressive decay of carbohydrates relative to lignin with depth were found in multiple climate systems such as sub-tropical (Orem et al., 1986; Krull et al., 2004) and alpine (Grover & Baldock, 2010). The ability of microbes to decompose different plant material is reflected in the production of CH₄ and CO₂. For example, in temperate peatlands, surface peat layers produce up to 12 times more CO₂ than deeper peat layers (Hogg et al., 1992). However, no clear consensus has been reached and Zhang et al. (2008) noted that it was likely that a combination of these factors determined the decomposition rates in soil.

2.1.2 Vegetation and Litter Quality

Vegetation was identified as playing a major role in decomposition and therefore CO₂ production (Moore and Dalva, 1997; Nilsson and Bohlin, 1993; Vancampenhout et al., 2008; Graça and Santos, 2007; Hoyos-Santillan et al., 2016; Grover & Baldock, 2010; Cornwell et al. 2008; Zhang et al. 2008). These studies found that the proportion of plant inputs that are incorporated and stabilized into Soil Organic Matter (SOM) versus the amount that is mineralized was more important to the long-term net ecosystem C balance. Other studies have also found that inputs from vegetation were important in driving C fluxes (Sebacher et al., 1985; Joabsson & Christensen, 2001; Konnerup et al., 2010). Several studies also found that vegetation was important because substantial below ground inputs of labile C from vegetation might contribute to the high in situ CO₂ and CH₄ fluxes in the sub-surface (Joabsson & Christensen, 2001). For instance, vegetation type may also influence decay rates in sub-surface decomposing matter. Further to this point, Chimner and Ewel (2005) and Yule and Gomez (2009) found that greater lability of the vegetation increased decomposition rates and therefore increased C fluxes. Reasons for the importance of litter quality may be explained by the ratio of lignin to cellulose – in situations where a higher ratio of cellulose is found – decomposition rates are faster than areas where higher rations of lignin exist (DeBusk

and Reddy, 2005). The type of vegetation is therefore an important component in understanding differences in CO₂ production within peatland profiles and differences between peatlands with different vegetation types and large scale vegetation surveys may explain variation in CO₂ efflux rates.

In addition to the contribution of microbial respiration and aerobic decomposition, root respiration is also a source that promotes the release of CO₂. However, the importance of root respiration varies from site to site. For instance in boreal, temperate and tropical locations estimates for root respiration suggest it equates to as much as 50 % of production (Andrews et al., 1999). While Crow and Wieder (2005) found that root respiration accounted for 17 - 24 % of the total peat CO₂ efflux in a boreal peatland in Canada. To further complicate the role of root respiration, variation between ecosystems was found to be 10 to 58% (Larionova et al., 2003). In addition, Vries et al. (2019) found that root exudates collected from plants that had experienced drought respired more than exudates from undroughted plants indicating that root respiration can vary in importance depending on climatic conditions. Clearly, information regarding vegetation type and status are important in understanding microbial decomposition and root respiration. However, field studies like vegetation surveys are time consuming and can only provide snapshots of vegetation type (geographically) and status (temporal) at very coarse intervals.

2.1.3 Nutrient Availability

In addition to litter quality, vegetation type and status contribute towards nutrient input and therefore its availability. Nutrient Availability in turn plays an important role in CO₂ production (Philips et al., 1997; Sjoogersten et al., 2011; DeBusk and Reddy 2005; Wang et al. 2010). As decomposition has been found to be an important contributor to sub-surface carbon fluxes (Hoyos-Santillan et al., 2016), conditions that alter decomposition in turn; effects carbon fluxes (Tiemann and Billings, 2012.) Studies have found that decomposition rates are influenced by microbial activity in peatlands (Phillips et al., 1997; Sjoogersten, et al., 2011) while in turn, microbial activity is influenced by nutrient availability (Borken and Matzner, 2009). For instance, Tiemann and Billings (2012) found that nitrogen availability appeared to be an important component in protecting microorganisms from fluctuating osmotic potentials (Kempf and Bremer, 1998; Schimel et al., 2007). Nutrient concentrations and availability are influenced by depth with deeper soil profiles having lower concentrations.

For instance, Hogg et al. (1992) found that Total phosphorus, potassium and total non-structural carbohydrate (TNC) each showed strong decreases with peat depth. Additionally, the leeching of nutrients was found to be a significant factor in nutrient availability (Qiu et al. 2002; Yule and Gomez 2009; Schreeg et al. 2013; Millard 1988; Berlin et al. 2005) however its unclear if this applies to some or all nutrients. However, understanding how rainfall drives leeching is complicated by the characteristics of the individual nutrients, particularly given future rainfall changes that are projected under various climate change scenarios.

Nutrients like nitrogen and phosphorus have different residence times and are absorbed by plants and microbes at different rates. For instance, nitrogen is more resilient to leeching as it is held in slowly degrading complex organic molecules within litter (Millard 1988; Berlin et al. 2005). In addition, the ratio of C:N was also found to account for 70.2 per cent in the variation in the litter decomposition rates (Zhang et al., 2008). Monitoring nutrient concentrations at high spatial and temporal resolution is limited by the lack of low cost sensors. Currently, analysing many of the variables can only be achieved through laboratory analysis therefore limiting the ability to assess relationships between CO₂ fluctuations, microbial activity and nutrient concentrations. However, mesocosm studies (Laine et al., 2013) may provide insight into the importance of nutrient availability and CO₂ fluxes.

2.1.4 Microbiological Community

Microbial communities contribute to carbon fluxes in a number of ways; ranging from heterotrophic respiration which is likely to be related to soil composition (e.g. substrate quality) and also environmental stresses on the soil. As microbial populations play a role in regulating and controlling methane and carbon dioxide emissions in peatlands, factors which stress populations (such as drought) are significant in influencing carbon production. For instance, drought or lowering of the water table may cause changes in osmotic stress resulting in protective solutes being rapidly released to the environment (Kempf and Bremer, 1998; Halverson et al., 2000; Tiemann and Billings, 2012). Owen et al., (2007) demonstrated that nutrient availability and microbial decomposition have an effect on CO₂ fluxes by reducing the rate that methane released deep in the soil profile by converted it to CO₂ as it passes through methanotrophic (methane consuming) bacterial communities. Microbes can also be a source of CO₂ (Figure 3) and NH₄⁺ emissions as a result of bacterial survival strategies where microorganisms rapidly catabolize C and N containing solutes and then release them in mineral form as CO₂ and NH₄⁺ (Fierer and Schimel, 2003; Williams and Xia, 2009; Tiemann and Billings, 2012). Understanding and parameterising this relationship between microbial activity and pulse like CO₂ emissions resulting from stressful conditions requires long term observations and high temporal resolution measurements of water table level and other parameters.

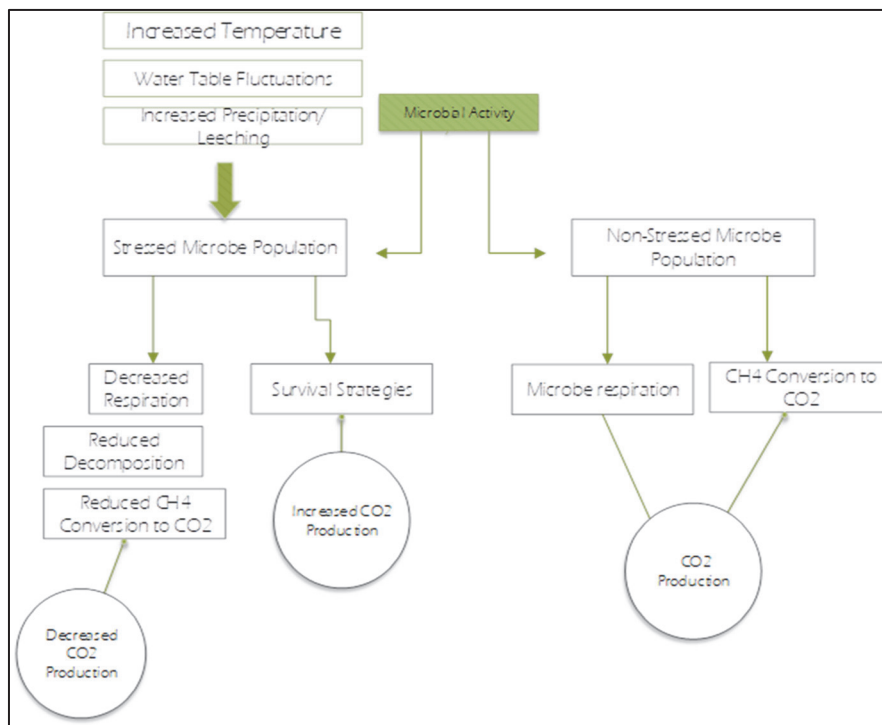


Figure 2. Pathways Influencing CO₂ Production from Microbiological Activity

2.2 Transport of Carbon Dioxides

The transport of CO₂ from the soil sub-surface to the surface in a wide range of soils is influenced by environmental conditions. Heavy rainfall events can result in large volumes of CO₂ (exceeding average daily fluxes) being emitted over the course of several minutes (Daly et al., 2008). Soil Temperature increases can promote production and subsequent emission (Maier et al., 2012). In order to understand how transport mechanisms influence surface carbon fluxes in peatlands, the land factors controlling the type and rate of transport need to be identified and the relationships need to be described (e.g. the relationship between pressure fluctuations and efflux). While several studies have investigated many of the factors governing sub-surface transport, several questions remain. For instance, Hamamoto et al. (2015) found that the controlling processes of CO₂ efflux were diffusion and advection but conditions that initiate either process are not well constrained. Other studies identified possible mechanisms that influence transport to include soil structure (Iiyama & Hasegawa, 2005; Clymo and Bryant, 2008), water table (Boon et al., 2013; Romanowicz et al., 1993) or peat chemistry (Beer and Blodau, 2007). As several competing explanations for the rate and cause of gaseous transport exist, it is currently unclear which are more capable of representing the actual drivers of CO₂ efflux.

However, taking a simplified top down approach to the calculation of transport, it is useful to categorise transport into three main mechanisms. These includes diffusion (Riveros-Iregui et al., 2008; Maier et al., 2011; Vargas et al., 2010), non diffusive transport (Ganot et al., 2014; Takle et al., 2004; Bain, et al., 2005; Rey et al., 2012; Rey et al., 2013; Kuang et al., 2014; Elberling et al., 1998) and storage (Maier et al., 2011). Using this approach, it is possible to conceptualise system dynamics that are governed by multiple pathways which are in turn controlled by both CO₂ production, concentration and temperature gradients, surface energy and water balance constraints.

2.2.1 Diffusion of Carbon Dioxide

Gas-phase diffusion in porous media is an important factor in transport in the soil sub surface (Webb and Pruess, 2003). Diffusion affects the rate of movement of gases in soils (Massman et al., 1997) and a number of factors contribute to the rate of diffusion. The media (in this case peat) through which gas diffuses controls the rate of diffusion. CO₂ diffuses at a slower rate through soil than air due to the tortuosity of the soil and because solid particles in soil occupy a large cross-sectional area (Shackelford and Daniel, 1989). Also, the rate of diffusion is determined by the product of a concentration gradient (a property of an individual species) and a co-efficient of diffusivity (a property of the mixture) (Massman, et al., 1997). Diffusion occurs where the total pressure is uniform

as long as there is a spatial difference in the chemical potential, normally represented by differences in concentration gradients (Massman, et al., 1997).

In considering these factors, developing methods capable of representing the process of diffusion, involves understanding soil characteristics like bulk density, pore space and volumetric water content and real time longitudinal observations on CO₂ gradients. In the past, continuous monitoring of the CO₂ gradient was difficult given the remote nature of peatlands, expense of suitable sensors, adequate power supply and communication demands. In the last decade, as new sensors became available, continuous measurements were more frequently used (Vargas et al., 2010). This resulted in an increase in studies looking at gas transport and production in many different land types such as oak-grass savanna's (Tang et al., 2003), peanut fields (Pingintha et al., 2010), pine stands (Sullivan et al., 2010) and agricultural fields (Wolf et al., 2011).

These studies utilised a variety of techniques that facilitated the monitoring of CO₂ fluxes in the sub-surface. These methods all required the establishment of a sampling system, determination of the diffusivity profile and the calculation of CO₂ fluxes. To achieve this, many studies have used the Gradient Method (GM). The GM method was formally described by DeJong and Schappert (1972) and was often combined with Chamber measurements to partition vertically the soil gas flux. The GM is based on the assumption that molecular diffusion dominates gas transport in soils, therefore gas fluxes can be calculated from the gradient of soil gas concentration and the effective gas diffusivity of the porous medium (Maier, M. & Schack-Kirchner, H, 2014). This method has been used to study soil respiration (Davidson et al., 2006; DeJong and Schappert, 1972; Schack-Kirchner et al., 2011), CH₄ fluxes (Dörr et al., 1993; Dunfield et al., 1995; Wolf et al., 2011) and N₂O fluxes (Burford and Stefanson, 1973; Massman et al., 1997; Pihlatie et al., 2007). The method has been used in other applications like methane emissions from landfills (Bogner et al., 1995) and CO₂ gas transport in the vadose zone to a depth of 36m (Wood et al., 1993; Wood and Petraitis, 1984).

As diffusion is assumed to be the dominating gas transport process in Soil (Maier, M. & Schack-Kirchner, H., 2014), it can be estimated using Ficks law (eqn 9.)

$$\text{Eqn 9.} \quad F(z) = -D_s (dc/dz) \quad (\text{Jaynes and Rogowski, 1983})$$

where F is the gas ($\mu\text{mol m}^{-2} \text{s}^{-1}$), D_s the effective gas diffusion co-efficient of the gas species ($\text{m}^2 \text{s}^{-1}$), C the trace gas concentration ($\mu\text{mol m}^{-3}$) and z (m) the vertical position.

The GM provides an opportunity to monitor CO₂ production and transport within the peat profile (DeJong and Schappert, 1972; Maier, M. & Schack-Kirchner, H, 2014; Risk et al., 2008). Using the GM method, the rate of CO₂ diffusion and production can be estimated for a peatland area. In non-peatland soils, diffusion is considered the primary driver of CO₂ efflux while studies investigating CO₂ efflux in peatlands do not typically include the sub surface, the ratio of diffusive transport compared to non-diffusive transport is currently not well understood. Using the GM method in conjunction with a chamber system, it is possible to identify the rate of diffusion to non-diffusion driven efflux. Additionally, this also enables the calculation of CO₂ storage.

2.2.2 Non-Diffusive Transport of Carbon Dioxide

Non-diffusive transport is classified as transport of CO₂ that is not the result of diffusion. These exchanges of gases within soils are also caused by (1) variations in atmospheric pressure at the soils surface (Buckingham, 1904; Massman, 2006) (2) water infiltration that induces an air pressure waves ahead of the wetting front (Vachaud et al., 1974) and (3) temperature gradients that result in natural convection (Kamai et al., 2009; Nachshon et al., 2008);. Detecting non-diffusive efflux can be accomplished using a combination of the GM and chamber methods with the chamber accounting for total efflux, the GM method accounting for diffusion only and non-diffusive transport being the difference between the two.

2.2.3 (a) Variations in Atmospheric Pressure at the Soils Surface

Surface pressure variations induce gas movement (known as pressure pumping) between the atmosphere and the subsurface. Where atmospheric pressure decreases, gases are transported upward towards the atmosphere and in situations where atmospheric pressure increases air is compressed into the soil surface (Buckingham, 1904). Several studies have identified and described the relationship between atmospheric pressure and sub surface gas efflux. For example, field studies completed by Hirsch et al. (2004), Flechard et al. (2007) and Maier et al. (2010) showed that high frequency pressure fluctuations on the order of tens of millibars (Massmann and Farrier, 1992) caused by frontal systems moving across the surface can strongly influence soil gas concentrations. For instance, high pressure systems can exert a downward pressure on soil gas thereby reducing non diffusive transport. Alternatively, in low pressure systems the pressure gradient between the soil gas and atmosphere is reversed whereby higher pressure in the sub surface promotes gas exchange within the soil profile and to the atmosphere.

In order to understand how and why atmospheric pressure contributes to non-diffusive gas transport, it is important to understand conditions that enhance or promote pressure pumping. While studies have identified some potential drivers of vertical advective effluxes, uncertainty still exists. For example, competing explanations have been proposed to account for pressure driven advection ranging from gas permeability of soils (Massmann and Farrier, 1992) soil water content (Rey et al., 2012) and wind (Tackle et al., 2004; Nachshon et al., 2012; Rey et al., 2012). In addition, it is still unknown if the drivers are interrelated. For example, high soil water content reduces the gas permeability of soil by reducing the connectivity of soil pores (Smith et al., 2003).

2.2.4 (b) Water infiltration

Holden, J. (2005) observed in 2005, virtually no research had focused on the effect on CO₂ of water movement through soil. While many studies acknowledge that soil air can be displaced where water infiltrates soil (Hammecker et al., 2003; Ying et al., 2011), the proportion of CO₂ emitted remains poorly constrained. Relationships have been identified between the rate that water infiltrates and air escapes (Hammecker et al., 2003) supporting the hypothesis that water infiltration plays a role in the release of CO₂ emissions. However, hydrological regimes differ to an extent that affects how water infiltrates, this may be an important component of understanding the rate and magnitude of CO₂ efflux. For example, (Holden and Burt, 2002) found that pipeflow response was variable in peatlands of different depth.

Peatlands existence depends upon its ability to retain water (Labadz et al., 2010). However how water is transported within the peatland will determine if changing soil water concentrations are associated with changing carbon effluxes. Characteristics like climate, topography, soil type, and vegetation determine how water infiltrates the soil profile. If a peatland is rainfed (ombrotrophic), dominant flow paths are close to or over the surface (Labadz et al., 2010). Transport at the surface may be determined by a number of hydrological resulting from a range of runoff production (Holden, J., 2005). For example, Holden J. (2005) found that infiltration-excess overland flow was produced where rainfall intensity was greater than the infiltration rate, and the overland flow therefore consists of water that has not been within the soil. However, the existence of pipes and hillslopes (macropores within the soil) mean that water rapidly percolates into the sub-surface. Saturation excess occurs at lower rainfall rates where the water table and surface water both contribute to overland flow (Holden, J., 2005). As water infiltrates the soil profile, air can be displaced and results in its transport to the surface (Vachaud et al., 1974; Wang et al., 1998). This has clear implications for CO₂ efflux particularly for rain fed blanket peatlands where water table levels are high and diffusion may be inhibited.

Air is displaced as a result of a subsurface pressure increase from water infiltration and the resulting compression of soil air. Soil air ahead of the wetting front reaches the surface only when sufficient pressure has built up and results in its eruption (Wang et al., 1998). In order for this to happen air pressure within the soil profile must exceed that of the static pressure created by the infiltrating water (Wang et al., 1998). As soil air is compressed, water infiltration is reduced until the soil air is compressed to a degree that it very rapidly releases CO₂ (Vachaud et al., 1974). Several studies have identified the role of water infiltration in the evasion of soil air (Poulson and Sharma, 2011; Wang et al., 1998; Vachaud et al., 1974; Hammecker et al., 2003; Maier et al., 2011; Holden and Burt, 2003) however to date the magnitude and rate of CO₂ evasion remains poorly understood (Holden, J., 2005). Understanding this transport mechanism is relevant as it may explain abrupt ebullition of CO₂ to the surface and also highlights the importance in understanding how changing precipitation rates and hydrology affects gas transport.

In particular, the ratio of diffusive CO₂ efflux to non-diffusive transport may prove an important distinction in understanding how CO₂ efflux may change under land management or climate change scenarios. For instance, if non-diffusive transport plays a greater role in transport and emission of CO₂, models operating under the assumption that diffusion is the main mechanism of CO₂ efflux may result in the efflux being overestimated or under estimated. Failing to account for parameters like projected changes in wind patterns, precipitation rates and the impact that longer dry seasons may have on infiltration and percolation may limit our ability to project how peatland CO₂ efflux may change. However, the sensitivity of the peatland to these conditions remains poorly understood. In other soil types, pulse-like effluxes were observed (Daly et al., 2008) and the impact this may have on large carbon stores in addition to its global warming potential remain poorly understood. Future studies should aim to investigate the proportions of CO₂ emissions from diffusive and non-diffusive transport.

2.3 Storage of Carbon Dioxide

CO₂ respiration and efflux do not always correspond due to the transient storage of CO₂ in soil pores. Over long periods, this assumption may be valid but in the short term CO₂ soil concentrations has been found to deviate from soil respiration (Maier et al. 2011). Pore space was found to act as buffer for CO₂ where changes in the

concentration of CO₂ in pore space (storage) changes the actual CO₂ efflux (Flechard et al., 2007; Maier et al., 2010; Hirsch et al., 2004). Soil water content was found to be important in controlling soil storage capacity. Soil water content also decreases the soil bulk transport/diffusion coefficient (Schullssler, 1996). In addition, CO₂ tends to accumulate in a wet soil, until ultimately respiration is inhibited where O₂ supply is reduced by waterlogging (Blagodatsky and Smith, 2011). Maier et al. (2010) found that the storage flux can reach a significant proportion of the soil respiration, e.g. up to 20% after an intense rainfall (Maier et al., 2010). In a subsequent study, Maier et al. (2011) found after a rainfall in July, CO₂ efflux reached 60% of soil respiration; 40% of CO₂ was temporarily stored in the soil pore space. Studies focusing on the storage of CO₂ in the soil range from 20 to 40% of soil respiration with up to 60% of respired soil resulting in an emission. The implications of this remain unclear especially as in the longer term, CO₂ respiration and efflux are likely to correspond. However, given the aforementioned uncertainties with regards to transport mechanisms and factors influencing production, the ramifications are difficult to predict. Even small inaccuracies may accumulate especially where common methods are applied such as the IPCC greenhouse gas emission inventories guidebook (1997).

3. Conclusion

Sub-surface CO₂ dynamics is often not estimated when studying CO₂ effluxes from peatlands. Traditional methods use either chamber studies or eddy covariance methods. While these methods are useful and necessary, our understanding of peatland carbon dynamics could be enhanced if a greater number observational and modelling studies accounted for sub-surface CO₂ dynamics. However, considerable equipment and expertise is required to set up systems capable of working over long periods. For instance, the system must be automated, independently powered with low power consumption and it is optimal if this system is capable of sending and receiving information over the internet reducing both the risk of losing data in extreme weather events.

The review provided an overview of the types of parameters that have been identified as important in the production and transport of CO₂. Parameters influencing CO₂ production ranged from vegetation type and status, nutrient availability, microbiological community and peatland depth. Production is an important parameter and it has been demonstrated that the CO₂ produced in the sub-surface is not always released to the atmosphere. Future studies should seek to ascertain which of these parameters has the greatest impacts on CO₂ production, delineate the pathways and identify relationships and synergies that most accurately describe CO₂ production in the sub surface peatland ecosystem. In addition, more exact quantification of the response of peatlands to changes in production rates would enable both more accurate predictions under climate change scenario's and provide more information regarding the best way to restore peatlands.

Factors governing the transport of CO₂ in the sub surface also need to be more fully constrained. Emphasis should be placed on not only calculating CO₂ efflux as a result of diffusion but also non-diffusive mechanisms. In addition, the meteorological, physical and chemical parameters relationship with transport rates should be investigated with particular attention to the non-linear events (such as pulse events). Partitioning diffusive and non-diffusive transport of CO₂ with the aim of quantifying the overall contribution of each transport process would reduce uncertainty in soil respiration estimates.

Acknowledgements

This project is part funded by the Irish Environmental Protection Agency and Dublin Institute of Technology.

References

- Alm, J., Schulman, L., Walden, J., Nykänen, H., Martikainen, P. J., & Silvola, J. (1999): Carbon balance of a boreal bog during a year with an exceptionally dry summer. *Ecology*, 80, 26-39.
- Andrews, J. A., Harrison, K. G., Matamala R., & Schlesinger, W.H. (1999): Separation of root respiration from total soil respiration using carbon-13 labelling during Free-Air Carbon Dioxide Enrichment (FACE). *Soil Science Society of America Journal*, 63, 1429-1435.
- Bain, W. G., Hutyra, L., Patterson, D. C., Bright, A. V., Daube, B. C., Munger, W. J., & Wofsy, S. C. (2005). Wind-induced error in the measurement of soil respiration using closed dynamic chambers. *Agric. For. Meteorology*, 131, 225-232.
- Beer, J., & Blodau, C. (2007). Transport and thermodynamics constrain belowground carbon turnover in a northern peatland. *Geochim. Cosmochim. Acta.*, 71, 2989-3002.
- Beilman, D. W., MacDonald, G. M., Smith, L. C., & Reimer P. J. (2009). Carbon accumulation in peatlands of West Siberia over the last 2000 years, *Global Biogeochem. Cycles*, 23, GB1012.
- Berlin, A., Gilkes, N., Kurabi, A., Bura, R., Tu, M., Kilburn, D., & Saddler, J. (2005). Weak lignin-binding enzymes:

- a novel approach to improve activity of cellulases for hydrolysis of lignocellulosics. *Applied Biochemistry and Biotechnology*, 121–124, 163–170.
- Bhatti, J. S., & Tarnocai, C. (2009). Influence of climate and land use change in agriculture, forest, and peatland ecosystems across Canada. In: Lal, R., Follett, R.F. (Eds.), *Soil Carbon Sequestration and the Greenhouse Effect. Soil Science Society of America Special Publication, 57*, Madison, WI, pp. 47e70.
- Blagodatsky, S., & Smith, P. (2011). Soil physics meets soil biology: towards better mechanistic prediction of greenhouse gas emissions from soil. *Soil Biol. Biochem*, 47, 78–92.
- Bogner, J., Spokas, K., Burton, E., Sweeney, R., & Corona, V. (1995). Landfills as atmospheric methane sources and sinks. *Chemosphere*, 31, 4119–4130.
- Boon, A., Robinson, J., Nightingale, P., Cardenas, L., Chadwick, D., & Verhoef, A. (2013). Determination of the gas diffusion coefficient of a peat grassland soil. *European Journal of Soil Science*, 64, 681–687.
- Borken, W., & Matzner, E. (2009). Reappraisal of drying and wetting effects on C and N mineralization and fluxes in soils. *Global Change Biology*, 15, 808–824.
- Burford, J. R., & Stefanson, R. C. (1973). Measurement of gaseous losses of nitrogen from soils. *Soil Biol. Biochem*, 133–141.
- Chimner, R., & Ewel, K. (2005). A tropical freshwater wetland: II. Production, decomposition, and peat formation. *Wetlands Ecology and Management*, 13, 671–684.
- Clymo, R. S. (1992). *Productivity and decomposition of peatland ecosystems*. In O. M. Bragg, P. D. Hulme, H. A. P. Ingram, & R. A. Robertson (Eds.), *Peatland Ecosystems and Man: An Impact Assessment* (pp. 3–16). Dundee. University of Dundee.
- Clymo, R. S., Turunen, J., & Tolonen, K. (1998). Carbon accumulation in peatland. *Oikos*, 81, 368–388.
- Clymo, R. S., & Bryant, C. L. (2008). Diffusion and mass flow of dissolved carbon dioxide, methane, and dissolved organic carbon in a 7-m deep raised peat bog. *Geochimica et Cosmochimica Acta.*, 72, 2048–2066.
- Cornwell, W. K., Cornelissen, J. H. C., Amatangelo, K., Dorrepaal, E., Eviner, V. T., ... Westoby, M. (2008). Plant species traits are the predominant control on litter decomposition rates within biomes worldwide. *Ecol. Lett*, 11, 1065–1071.
- Cotrufo, M. F., Soong, J. L., Horton, A. J., Campbell, E. E., Haddix, M. L., Wall, D. H., & Parton, W. J. (2015). Formation of soil organic matter via biochemical and physical pathways of litter mass loss. *Nature Genetics*, 8, 776–779.
- Couwenberg, J., Dommain, R., & Joosten, H., (2010). Greenhouse gas fluxes from tropical peatlands in South-East Asia. *Global Change Biol.*, 16, 1715–1732.
- Crow, S. E., & Wieder, R. K. (2005). Sources of Co-2 emission from a northern peatland: Root respiration, exudation, and decomposition. *Ecology*, 86, 1825–1834.
- Dabrowska-Zielinska, K., Budzynska, M., Tomaszewska, M., Malińska, A., Gatkowska, M., Bartold, M., & Malek, I. (2016). Assessment of Carbon Flux and Soil Moisture in Wetlands Applying Sentinel-1 Data. *Remote Sensing*, 8, 10.3390.
- Daly, E., Oishi, A. C., Porporato, A., & Katul, G. G. (2008). A stochastic model for daily subsurface CO₂ concentration and related soil respiration. *Advances in Water Resources*, 31, 987–994.
- Dean, W. E. (1999). Magnitude and significance of carbon burial in lakes, reservoirs, and northern peatlands. USGS Fact Sheet FS-058-99, 2.
- Debusk, W. F., & Reddy, K. R. (2005). Litter decomposition and nutrient dynamics in a phosphorus enriched Everglades marsh. *Biogeochemistry*, 75, 217–240.
- DeJong, E., and Schappert, H. J. V. (1972): Calculation of soil respiration and activity from CO₂ profiles in the soil, *Soil Science*, 113, 328 – 333.
- Dörr, H., & Katruff, L., & Levin, I. (1993). Soil texture parameterisation of the CH₄ uptake in aerated soils. *Chemosphere*, 26, 697–713.
- Dorrepaal, E., Toet, S., van Logtestijn, R. S., Swart, E., van de Weg, M. J., Callaghan, T. V., & Aerts, R. (2009). Carbon respiration from subsurface peat accelerated by climate warming in the subarctic. *Nature*, 460, 616–619.

- Dunfield, P., Topp, E., Archambault, C., & Knowles, R. (1995). Effect of nitrogen fertilizers and moisture-content on CH₄ and N₂O fluxes in a Humisol – Measurements in the field and intact soil cores. *Biogeochemistry*, *29*, 199-222.
- Buckingham, E. (1904). Contributions to Our Knowledge of the Aeration Status of Soils, Bulletin 25, USDA Bureau of Soils, Washington, DC.
- Elberling, B., Larsen, F., Christensen, S., & Postma, D. (1998). Gas transport in a confined unsaturated zone during atmospheric pressure cycles. *Water Resources Res.*, *34*, 2855–2862.
- European Commission. (2018). *Land use and forestry regulation for 2021-2030*. Retrieved from <https://ec.europa.eu/>: https://ec.europa.eu/clima/policies/forests/lulucf_en retrieved on 6th July 2020
- Fierer, N. S., & Schimel, J. P. (2003). A proposed mechanism for the pulse in carbon dioxide production commonly observed following the rapid rewetting of a dry soil. *Soil Science Society of America Journal*, *67*, 798-805.
- Flechard, C. R., et al. (2007): Effects of climate and management intensity on nitrous oxide emissions in grassland systems across Europe, *Agric. Ecosyst. Environ*, *121*, 135-152.
- Gagnon, S., L'Hérault, E., Lemay, M., & Allard, M. (2016). New low-cost automated system of closed chambers to measure greenhouse gas emissions from the tundra. *Agricultural and Forest Meteorology*, *228–229*, 29-41.
- Ganot, Y., Dragila, M. I., & Weisbrod, N. (2014). Impact of thermal convection on CO₂ flux across the Earth-atmosphere boundary in high-permeability soils. *Agric. For. Meteorology*, *184*, 12–24.
- Gorham, E. (1991). Northern peatlands: role in the carbon cycle and probable responses to climate warming. *Ecological Applications*, *1*, 182–195.
- Graça, J., & Santos, S. (2007). Suberin: A Biopolyester of Plants' Skin. *Macromolecular bioscience*, *7*, 128-135.
- Grover, S. P. P., & Baldock, J. A. (2010). Carbon decomposition in a peat from the Australian Alps. *European Journal of Soil Science*, *61*, 217–230.
- Halverson, L. J., Jones, T. M., & Firestone, M. K. (2000). Release of intracellular solutes by four soil bacteria exposed to dilution stress. *Soil Sci. Soc. Am. J.*, *64*, 1630.
- Hamamoto, S., Dissanayaka, S. H., Kawamoto, K., Nagata, O., Komtatsu, T., & Moldrup, P. (2015). Transport properties and pore-network structure in variability-saturated Sphagnum peat soil. *Eur. J. Soil Sci.*, *67*, 121-131.
- Hammecker, C., Antonino, A., Maeght, J. L., & Boivin, P. (2003). Experimental and numerical study of water flow in soil under irrigation in northern Senegal: Evidence of air entrapment. *European Journal of Soil Science*, *54*, 491-503.
- Hilbert, D. W., Roulet, N. T., & Moore, T. R. (2000). Modelling and analysis of peatlands as dynamical systems. *Journal of Ecology*, *88*, 230–242.
- Hirsch, A., Trumbore, S., & Goulden, M. (2004). The surface CO₂ gradient and pore - space storage flux in a high - porosity litter layer. *Tellus B*, *56*, 312-321.
- Hogg, E. H., Lieffers, V. J., & Wein, R. W. (1992). Potential carbon losses from peat profiles: effects of temperature, drought cycles, and fire. *Ecological Applications*, *2*, 298.
- Holden, J., Evans, M. G., Burt, T. P., & Horton, M. (2006): Impact of land drainage on peatland hydrology. *Journal of Environmental Quality*, *35*(5), 1764–1778.
- Holden, J., & Burt, T. P. (2002). Piping and pipeflow in a deep peat catchment. *Catena*, *48*, 163-199.
- Holden, J. (2005). Peatland hydrology and carbon release: why small-scale process matters. *Philosophical Transactions of the Royal Society A. Mathematical, Physical and Engineering Sciences*, *363*(1837), 2891-2913.
- Hommeltenberg, J., Schmid, H. P., Drösler, M., & Werle, P. (2014). Can a bog drained for forestry be a stronger carbon sink than a natural bog forest? *Biogeosciences*, *11*(13), 3477–3493.
- Hooijer, A., Page, S., Jauhiainen, J., Lee, W. A., Lu, X. X., Idris, A., & Anshari, G. (2012). Subsidence and carbon loss in drained tropical peatlands. *Biogeosciences*, *9*(3), 1053–1071.
- Hoyos-Santillan, J., & Lomax, B. (2016). Quality not quantity: Organic matter composition controls of CO₂ and CH₄ fluxes in neotropical peat profiles. *Soil Biology and Biochemistry*, *103*, 86-96.
- Iiyama, I., & Hasegawa, S. (2005), Gas Diffusion Coefficient of Undisturbed Peat Soils. *Soil Science & Plant*

- Nutrition*, 51(3), 431-435.
- IPCC-Intergovernmental Panel on Climate Change. (1997). Revised 1996 Guidelines for National Greenhouse Gas Inventories. OECD, Paris.
- Jauhiainen, J., Takahashi, H., Heikkinen, J. E. P., Martikainen, P. J., & Vasanders, H. (2005). Carbon fluxes from a tropical peat swamp forest floor. *Global Change Biology*, 11, 1788–1797.
- Jaynes, D. B., & Rogowski, A. S. (1983). Applicability of Fick's Law to Gas Diffusion. *Soil Science Society of America Journal*, 47, 10.2136
- Joabsson, A., & Christensen, T. R. (2001). Methane emissions from wetlands and their relationship with vascular plants: An Arctic example. *Global Change Biology*, 7, 919-932.
- Kamai, T., & Weisbrod, N., & Dragila, M. (2009). Impact of ambient temperature on evaporation from surface-exposed fractures. *Water Resour. Res.* 45.
- Kempf, B., & Bremer, E. (1998). Uptake and synthesis of compatible solutes as microbial stress responses to highosmolality environments. *Archives of Microbiology*, 170, 319-330.
- Kimmel, K., & Mander, U. (2010). Ecosystem services of peatlands: Implications for restoration. *Progress in Physical Geography - Prog Phys Geog.*, 34, 491-514.
- Klotzbücher, T., Kaiser, K., & Guggenberger, G., Gatzek, C., Kalbitz, K. (2011). A new conceptual model for the fate of lignin in decomposing plant litter. *Ecology*, 92, 1052-62.
- Konnerup, D., Sorrell, B. K., & Brix, H. (2010). Do tropical wetland plants possess convective gas flow mechanisms? *New Phytologist*, 191, 379–386.
- Krull, E. S., Skjemstad, J. O., & Baldock, J. A. (2004). Functions of Soil organic matter and the effect on soil properties. CSIRO Land and Water, PMB2, Glen Osmond SA 5064. GRDC Project No CSO 00029. Residue, Soil Organic Carbon and Crop Performance.
- Kuang, X., Jiao, J. J., Zhang, K., & Mao, D. (2014). Air and water flows induced by pumping tests in unconfined aquifers with low-permeability zones. *Hydrol Process*, 28(21), 5450–64.
- Labadz, J., Allott, T., Evans, M., Butcher, D., Billett, M., ... Hart, R. (2010). Peatland Hydrology: Draft Scientific Review. IUCN UK Peatland Programme.
- Laine, A., Sottocornola, M., Kiely, G., Byrne, K. A., Wilson, D., & Tuittila, E. S. (2006). Estimating net ecosystem exchange in a patterned ecosystem: Example from blanket bog. *Agricultural and Forest Meteorology*, 138, 231–43.
- Laine, M., & Strömmer, R., & Arvola, L. (2013). Nitrogen Release in Pristine and Drained Peat Profiles in Response to Water Table Fluctuations: A Mesocosm Experiment. *Applied and Environmental Soil Science*, 2013, 1-7.
- Lane, S. N., Brookes, C. J., Hardy, R. J., Holden, J., James, T. D., Kirkby, M. J., McDonald, A. T., Tayefi, V., & Yu, D. (2003). Land management, flooding and environmental risk: new approaches to a very old question. In Proc. Chartered Institution of Water Environmental Management National Conf.: the environment–visions, values and innovation. Harrogate, 10–12 September 2003.
- Larionova, A., Yevdokimov, I., Kurganova, I., Saponov, D. V., Kuznetsova, L. G., & Gerenju, V. O. (2003). Root respiration and its contribution to the CO₂ emission from soil. *Eurasian Soil Science*, 36, 173-184.
- Le Mer, J., & Roger, P., (2001). Production, oxidation, emission and consumption of methane by soils: A review. *European Journal of Soil Biology*, 37, 25-50.
- MacDonald, G. M., Beilman, D. W. Kremenetski, K.V., Sheng, Y., Smith, L. C., & Velichko, A. A. (2006). Rapid early development of the circumarctic peatlands and atmospheric CH₄ and CO₂ variations. *Science*, 314(5797), 285–288.
- Maier, M., & Schack-Kirchner, H. (2014). Using the gradient method to determine soil gas flux: a review. *Agricultural and Forest Meteorology*, 192, 78–95.
- Maier, M., Schack-Kirchner, H., Hildebrand, E. E., & Schindler, D. (2011). Soil CO₂ efflux vs. soil respiration: Implications for flux models. *Agricultural and Forest Meteorology*, 151, 1723-1730.
- Maier, M., Schack-Kirchner, H., & Hildebrand E. (2010). Soil respiration vs. soil CO₂ efflux: the role of CO₂ storage flux in soil respiration models. *Agricultural and Forest Meteorology*, 151, 1723–1730.

- Massman, J., & Farrier, D. (1992). Effects of Atmospheric Pressures on Gas Transport in the Vadose Zone. *Water Resources Research*, 28, 777-791.
- Massman, W. J., Sommerfeld, R. A., Mosier, R. A., Zeller, K. F., Hehn, T. J., & Rochelle S. G. (1997). A model investigation of turbulence-driven pressure-pumping effects on the rate of diffusion of CO₂, N₂O, and CH₄, through layered snowpacks. *J. Geophys. Res.*, 10, 851-863.
- McVeigh P., Sottocornola M., Foley N., Leahy P., & Kiely, G. (2014). Meteorological and functional response partitioning to explain interannual variability of CO₂ exchange at an Irish Atlantic blanket bog. *Agric. Forest Meteorol*, 194, 8–19.
- Millard, P. (1988). The accumulation and storage of nitrogen by herbaceous plants. *Plant, Cell & Environment*, 11, 1–8,
- Moore, T. R., & M. Dalva. (1997). Methane and carbon dioxide exchange potentials of peat soils in aerobic and anaerobic laboratory incubations. *Soil Biology & Biochemistry*, 29,1157–1164.
- Nachshon, U., Weisbrod, N., & Dragila, M. I. (2008). Quantifying air convection through surface-exposed fractures: A laboratory study. *Vadose Zone Journal*, 7, 948–956.
- Nilsson, M., Sagerfors, J., Buffam, I., Laudon, H., Eriksson, T., Grelle, A., ... Lindroth, A. (2008). Contemporary carbon accumulation in a boreal oligotrophic minerogenic mire - a significant sink after accounting for all C-fluxes *Glob. Change Biol*, 14, 2317–32.
- Nilsson, M., & Bohlin, E. (1993). Methane and carbon dioxide concentrations in bogs and fens - with special reference to the effects of the botanical composition of the peat. *Journal of Ecology*, 81, 615–625.
- Olson, D. M., Griffis, T. J., Noormets, A., Kolka, R., & Chen, J. (2013). Interannual, seasonal, and retrospective analysis of the methane and carbon dioxide budgets of a temperate peatland. *Journal of Geophysical Research Biogeosciences*, 118, 226–238
- Orchard, V., & Cook, F. (1983). Relationship between soil respiration and soil moisture. *Soil Biology and Biochemistry*, 15, 447-453.
- Orem, W. H., Hatcher, P. G., & Spiker, E. C. (1986). Dissolved organic matter in anoxic pore waters from Mangrove Lake, Bermuda. *Geochim. Cosmochim. Acta*, 50, 609–618.
- Owen, K. E., Tenhunen, J., Reichstein, M., Wang, Q., Falge, E., Geyer, R., ... Vogel, C. (2007). Linking flux network measurements to continental scale simulations: ecosystem carbon dioxide exchange capacity under non-water-stressed conditions. *Glob. Change Biol.*, 13, 734–760
- Parish, F., Sirin, A., Charman, D., Joosten, H., Minayeva, T., Silvius, M., & Stringer, L. (Eds.) (2008). Assessment on Peatlands, Biodiversity and Climate Change: Main Report. Global Environment Centre, Kuala Lumpur and Wetlands International, Wageningen
- Phillips, S., Rouse, G. E., & Bustin, R. M. (1997). Vegetation zones and diagnostic pollen profiles of a coastal peat swamp, Bocas del Toro, Panama. *Palaeogeography, Palaeoclimatology, Palaeoecology*, 128, 301–338.
- Pihlatie, M., Pumpanen, J., Rinne, J., Ilvesniemi, H., Simojoki, A., Hari, P., & Vesala, T., (2007). Gas concentration driven fluxes of nitrous oxide and carbon dioxide in boreal forest soil. *Tellus B*, 59, 458 - 469.
- Pingintha, N., Leclerc, M. Y., Beasley, J. P., Zhang, G. S., & Senthong, C. (2010). Assessment of the soil CO₂ gradient method for soil CO₂ efflux measurements: comparison of six models in the calculation of the relative gas diffusion coefficient. *Tellus Series B-Chemical & Physical Meteorology*, 62, 47-58.
- Pumpanen, J., Kolari, P., Ilvesniemi, H., Minkinen, K., Vesala, T., Niinisto, S., ... Hari, P. (2004). Comparison of different chamber techniques for measuring soil CO₂ efflux. *Agric. Forest Meteorol.*, 123, 159–176
- Qiu, Q. S., Guo, Y., Dietrich, M. A., Schumaker, K. S., & Zhu, J. K. (2002). Regulation of SOS1, a plasma membrane Na⁺/H⁺ exchanger in Arabidopsis thaliana, by SOS2 and SOS3. *Proc Natl Acad Sci USA*, 99, 8436–8441
- Rey, A. (2015). Mind the gap: non-biological processes contributing to soil CO₂ efflux. *Global Change Biology* 21, 1752–1761
- Rey, A., Belelli-Marchesini, L., Etiopie, G., Papale, D., Canfora, E., Valentini, R., & Pegoraro, E. (2013). Partitioning the net ecosystem carbon balance of a semiarid steppe into biological and geological components. *Biogeochemistry*, 118, 83.
- Rey, A., L. Belelli-Marchesini, A., Were, P., Serrano-ortiz, G., Etiopie, D., Papale, F., Domingo, E., & Pegoraro.

- (2012). Wind as a main driver of the net ecosystem carbon balance of a semiarid Mediterranean steppe in the South East of Spain, *Global Change Biol.*, *18*, 539–554.
- Risk, D., Kellman, L., & H. Beltrami (2008). A new method for in situ soil gas diffusivity measurement and applications in the monitoring of subsurface CO₂ production. *Journal of Geophysical Research*, *113*, 10.
- Riveros-Iregui, D. A., B. L. McGlynn, Epstein, H. E., & Welsch, D. L. (2008). Interpretation and evaluation of combined measurement techniques for soil CO₂ efflux: Discrete surface chambers and continuous soil CO₂ concentration probes. *J. Geophys. Res.*, *113*.
- Romanowicz, E. A., Siegel, D. I., & Glaser, P. H. (1993). Hydraulic reversals and episodic methane emissions during drought cycles in mires. *Geology*, *21*, 231–234.
- Rosenzweig, C. G., Casassa, D. J., Karoly, A., Imeson, C., Liu, A., Menzel, S., ...Tryjanowski, P. (2007). Assessment of observed changes and responses in natural and managed systems. Climate Change 2007: Impacts, Adaptation and Vulnerability. In M. L. Parry, O. F. Canziani, J. P. Palutikof, P. J. van der Linden & C. E. Hanson (Eds.), *Contribution of Working Group II to the Fourth Assessment Report of the Intergovernmental Panel on Climate Change* (pp. 79-131). Cambridge University Press, Cambridge, UK.
- Roulet, N. T., Lafleur, P. M., Richard, P. J. H., Moore, T. R., Humphreys, E. R., & Bubier, J. (2007). Contemporary carbon balance and late holocene carbon accumulation in a northern peatland. *Global Change Biology*, *13*, 397-411
- Roulet, N., Lafleur M., Afleur, P., Pierre, R., Moore, T., Humphreys, E., & Bubier, J. (2007). Contemporary carbon balance an late Holocene carbon accumulation in a northern peatland. *Global Change Biology*, *13*, 397 - 411
- Sánchez-Cañete, E., Barron-Gafford, G., & Chorover, J., (2018). A considerable fraction of soil-respired CO₂ is not emitted directly to the atmosphere. *Scientific Reports*, *8*, 10.
- Schack-Kirchner, H., Edgar K., & Hildebrand, E. (2011). Finite-Element Regression to Estimate Production Profiles of Greenhouse Gases in Soils. *Vadose Zone Journal*, *10*, 169-183.
- Schimel J., Balsler T. C., & Wallenstein M. (2007). Microbial stress response physiology and its implications for ecosystem function. *Ecology*, *88*, 1386–94.
- Schreeg, L. A., Mack, M. C., & Turner, B. L. (2013). Leaf litter inputs decrease phosphate sorption in a strongly weathered tropical soil over two time scales. *Biogeochemistry*, *113*, 507-524.
- Sebacher, I. D., Harriss, R. C., & Bartlett, K. B. (1985). Methane Emission to the Atmosphere Through Aquatic Plants. *J. Environ. Quality*, *14*, 40–46.
- Shackelford, C. D., Daniel, D. E., & Liljestrand, H. M. (1989). Diffusion of inorganic chemical species in compacted clay soils. *Journal of Contaminant Hydrology*, *4*, 241-273.
- Sjögersten, S., Cheesman, A., Lopez, O., & Turner, B., (2011). Biogeochemical along a nutrient gradient in a tropical ombrotrophic peatland. *Biogeochemistry*, *104*, 147-163.
- Sottocornola, M., & G. Kiely (2005). An Atlantic blanket bog is a modest CO₂ sink. *Geophys. Res. Lett.*, *32*, L23804.
- Sullivan, B., Kolb, T., Hart, S., Kaye, J., Hungate, B., Dore, S., & Montes-Helu, M. (2011). Wildfire reduces carbon dioxide efflux and increases methane uptake in ponderosa pine forest soils of the southwestern USA. *Biogeochemistry*, *104*, 251-265.
- Takle, E. S., Massman, W. J., Brandle, J. R., Schmidt, R. A., Zhou, X., Litvina, I. V., Garcia, R., Doyle, G., & Rice, C. W. (2004): Influence of high-frequency ambient pressure pumping on carbon dioxide efflux from soil. *Agric. For. Meteorology*, *124*, 193–206.
- Tang, J., Baldocchi, D.D., Qi, Y., & Xu, L.,(2003): Assessing soil CO₂ effl ux using continuous measurements of CO₂ profiles in soils with small solid-state sensors. *Agric. For. Meteorology*, *118*, 207–220.
- Tiemann, L. K., & Billings, S. A. (2012). Tracking C and N flows through microbial biomass with increased soil moisture variability. *Soil Biology and Biochemistry*, *49*, 11-22.
- Tranvik, L. R. (1992). Allochthonous dissolved organic matter as an energy source for pelagic bacteria and the concept of the microbial loop. *Hydrobiologia*, *229*, 107–14.
- Turunen, J., Tomppo, E., Tolonen, K., & Reinikainen, A., (2002). Estimating carbon accumulation rates of undrained mires in Finland: application to boreal and subarctic regions. *Holocene*, *12*, 69–80.

- Vachaud, G., Gaudet, J., & Kuráží, V. (1974). Air and water flow during ponded infiltration in a bounded column of soil. *Journal of Hydrology*, 22, 89-108.
- Vancampenhout, K., Wouters, K., & Caus, A. (2008). Fingerprinting of soil organic matter as a proxy for assessing climate and vegetation changes in last interglacial palaeosols (Veldwezelt, Belgium). *Quat Res*, 69, 145–162.
- Vargas, R., & Baldocchi, D., Allen, M., Bahn, M., Black, T., Collins, S., Curiel, Y. J., Hirano, T., Jassal, R., Pumpanen, J., & Tang, J. (2010). Looking deeper into the soil: biophysical controls and seasonal lags of soil CO₂ production and efflux. *Ecological Applications*, 20, 1569-1582.
- Vries, F., Williams, A., Stringer, F., Willcocks, R., McEwing, R., Langridge, H., & Straathof, A. (2019). Changes in root exudate induced respiration reveal a novel mechanism through which drought affects ecosystem carbon cycling. *New Phytologist*, 224, 10.
- Wang, W., Tong, C., & Zeng, C., (2010): Stoichiometry characteristics of carbon, nitrogen, phosphorus and anaerobic carbon decomposition of wetland soil of different texture. *China Environ. Sci.*, 30, 1369-1374.
- Wang, Z., Feyen, J., Martinus T., Van Genuchten, M., & Nielsen, D., (1998). Air entrapment effects on infiltration rate and flow instability. *Water Resources Research*, 34, 213-222.
- Webb, S. W., & Pruess, K. (2003). The use of Fick's law for modelling trace gas diffusion in porous media. *Transport in porous media*, 51, 327-341.
- Wheater, H. S., Reynolds, B., McIntyre, N., Marshall, M., Jackson, B., Frogbrook, Z., Solloway, I., Francis, O., & Chell, J. (2008). Impacts of land management on flood risk: FRMRC RPA2 at Pontbren, FRMRC Final Report and UFMO.
- Williams, M. A., & Xia, K. (2009). Characterization of the water soluble soil organic pool following the rewetting of dry soil in a drought-prone tallgrass prairie. *Soil Biology and Biochemistry*, 41, 21-28.
- Wolf, S., Eugster, W., Potvin, C., & Buchmann, N (2011). Strong seasonal variations in net ecosystem CO₂ exchange of a tropical pasture and afforestation in Panama. *Agr. Forest Meteorology*, 151, 1139–1151.
- Wood, B. D., Keller, C. K., & Johnstone, D. L. (1993). Carbon dioxide as a measure of microbial activity in the unsaturated zone. *Water Resour. Res.*, 29, 647-659.
- Wood, W. W., & Petraitis, M. J. (1984). Origin and distribution of carbon dioxide in the unsaturated zone of the southern high plains of Texas. *Water Resour. Res.*, 20, 1193-1208.
- Wright E. (2011). CO₂ and CH₄ emissions in relation to nutrient cycling and decomposition in a neotropical peatland, Panama. University of Nottingham for the degree of Doctor of Philosophy.
- Wu, J., Roulet, N. T., Sagerfors, J., & Nilsson, M. B. (2013). Simulation of six years of carbon fluxes for a sedge-dominated oligotrophic minerogenic peatland in Northern Sweden using the McGill Wetland Model (MWM). *J. Geophys. Res.-Biogeosci.*, 118, 795– 807.
- Ying, M., S. Feng, Z. Huo, & X. Song (2011). Application of the SWAP model to simulate the field water cycle under deficit irrigation in Beijing, China. *Math. Comput. Model*, 54, 1044–1052
- Yu, Z. (2011), Holocene carbon flux histories of the world's peatlands: Global carbon-cycle implications. *Holocene, The Holocene.*, 21, 5.
- Yule CM, & Gomez LN, (2009). Leaf litter decomposition in a tropical peat swamp forest in Peninsular Malaysia. *Ecology and Management*, 17, 231–241.
- Zhang, Deqiang, Hui, Dafeng, Luo, Yiqi, & Zhou, Guoyi. (2008). Rates of litter decomposition in terrestrial ecosystems, global patterns and controlling factor. *Journal of Plant Ecology*, 1, 10.
- Zoltai, S., & Martikainen, P. (1996). The role of forested peatlands in the global carbon cycle Forest Ecosystems, Forest Management and the Global Carbon Cycle (NATO ASI) ed M J Apps and D T Price (Heidelberg: Springer) 47–58.

Copyrights

Copyright for this article is retained by the author(s), with first publication rights granted to the journal.

This is an open-access article distributed under the terms and conditions of the Creative Commons Attribution license (<http://creativecommons.org/licenses/by/4.0/>).