

# Mapping of Applied Psychology Publications: A Study Based on Scimago Journal and Country Rank Database

R. Senthilkumar<sup>1</sup>, G. Ulaganathan<sup>2</sup>

<sup>1</sup>Librarian (SG) & Head (Research), Department of Library and Information Science, Kongunadu Arts & Science College (Autonomous), Coimbatore-641 029.

<sup>2</sup>LIS, Research Scholar Ph.D (PT), Kongunadu Arts & Science College (Autonomous), Coimbatore-641 029. & Librarian, Dr. SNS. Rajalakshmi College of Arts & Science, (Autonomous), Coimbatore-641 049.

## Abstract

This paper discusses about the Applied Psychology publications and its citation available in the Scimago Journal and Country Rank data base by the authors from top 15 countries (based on publications). The relevant data are collected from Scimago Journal and Country Rank data base and it was analyzed. It shows among the Applied Psychology publications totally 99276 articles were published the maximum of 47753(48.10%) articles published by United States followed by United Kingdom with 11819(11.91%) publications during the study period.

**Keywords:** Applied Psychology, Scimago Journal and Country Rank, Citations, Citable Documents, Self Citations, H- Index

## Introduction

The true barometer of assessing the quality and quantity of a journal is the Citation Index. While discussing citation, one needs to understand the citation. Simply, when another refers other works in his/her article, we call the article referred is cited. In other words the citation is called as the previous work which is referred in the present work. The quality of a given work can rightly be adjudged through the number of citations that it gets. Therefore, a certain piece of article or research paper is carrying more number of citations get more impact than the work carrying less citation. Therefore, we always refer to some indexing and abstracting databases like Scopus, Web of Science, or even Google Scholars to know the impact of a journal, a particular article or a particular author. Scimago Journal and Country Rank database developed by Scimago Lab and powered by Scopus.

## Review of Literature

Nicholas and Ritchie (1978)<sup>[1]</sup> view that, “study of bibliometrics concept provides information, knowledge and how it is communicated”. Moreover, bibliometric studies are normally employed to evaluate the academic research output, the quality of the journal, impact and influence of articles, authors, and assorted parameters. Though there has been substantial growth of literature on bibliometric studies during the last decade, the authors focus on some of the pertinent literature that relate to the present study. Potter (1981)<sup>[2]</sup> defines bibliometric analysis as “the calculation and study of the research publication patterns of all types of written communication and their authorship nature”. In a most interesting study Mooghali ,et al.(2011)<sup>[3]</sup> analyzed records of three premiere indexes known as , “SSCI”, “SCI”, and “AHCI”, and it is projected in the field of “scientometrics” evolved between 1980 to

**Corresponding Author:** G. Ulaganathan, Kongunadu Arts & Science College (Autonomous), Coimbatore-641 029. & Librarian, Dr. SNS. Rajalakshmi College of Arts & Science, (Autonomous), Coimbatore-641 049.

**E-mail Id:** ulaganathanlib@gmail.com

**How to cite this article:** Senthilkumar R, Ulaganathan G. Mapping of Applied Psychology Publications: A Study Based on Scimago Journal and Country Rank Database. *J Adv Res Psychol Psychother* 2018; 1(1&2): 71-78.

2009. The pattern of growth of literature in the field of Nanoscience during 1990 to 2009 was reported by Karpagam et al. (2011)<sup>[4]</sup>. In the similar vein, Abramo (2011)<sup>[5]</sup> exercised bibliometric techniques on some national level research assessment. Lapon-Kandeishein and Prebor (2011)<sup>[6]</sup> bibliographical research on Hebrew printing also needs mention. In the similar light bibliometric studies by veterans like Krampen, Eye and Schui (2011)<sup>[7]</sup>, Kumar Suchetan(2012)<sup>[8]</sup> and others also presented findings on different directions. Dhanavandan and Tamizhchelvan (2014)<sup>[9]</sup> studied citations and research productivity of south Tamil Nadu universities from 2009 to 2013 based on Indian Citation Index (ICI).

## Methodology

This study aims to discuss about the Applied Psychology publications and its citation available in the Scimago Journal and Country Rank data base<sup>[10]</sup> by the top 15 countries (based on publications). The relevant data are collected from Scimago Journal and Country Rank database. Based on the available sources, the following discussions are made.

## Analysis and Interpretation

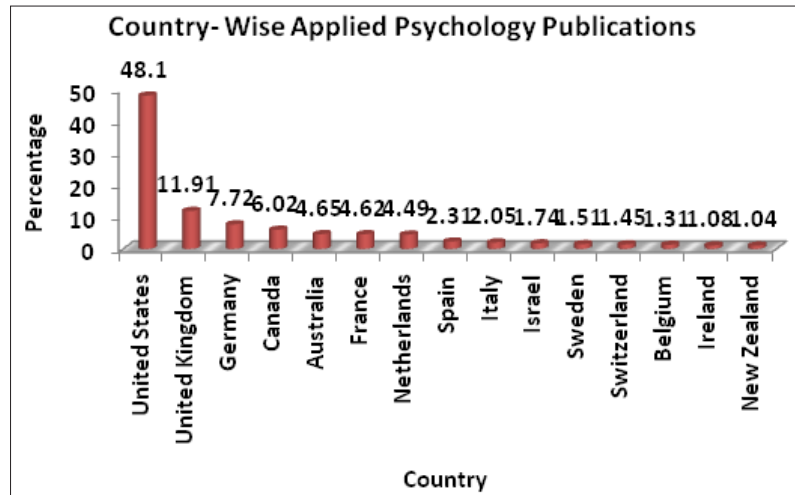
The distributions of the Applied Psychology publications by the top 15 countries that is available in Scimago Journal and Country Rank data base which were analyzed in the table 1.

### Country-Wise Applied Psychology Publications (Top15 Countries)

Table 1. Country- Wise Applied Psychology Publications (Top15 Countries)

S.No	Country	Applied Psychology Publication	%
1	United States	47753	48.10
2	United Kingdom	11819	11.91
3	Germany	7662	7.72
4	Canada	5973	6.02
5	Australia	4619	4.65
6	France	4582	4.62
7	Netherlands	4461	4.49
8	Spain	2296	2.31
9	Italy	2037	2.05
10	Israel	1729	1.74
11	Sweden	1499	1.51
12	Switzerland	1445	1.45
13	Belgium	1298	1.31
14	Ireland	1074	1.08
15	New Zealand	1029	1.04
	Total	99276	100

The above Table shows that the country-wise distribution of Applied Psychology publications from top 15 countries. From 1996 to 2015, totally 99276 articles were published which are indexed in Scimago database. Among the publications, maximum of 47753(48.10%) articles published by United States followed by United Kingdom with 11819(11.91%) publications.



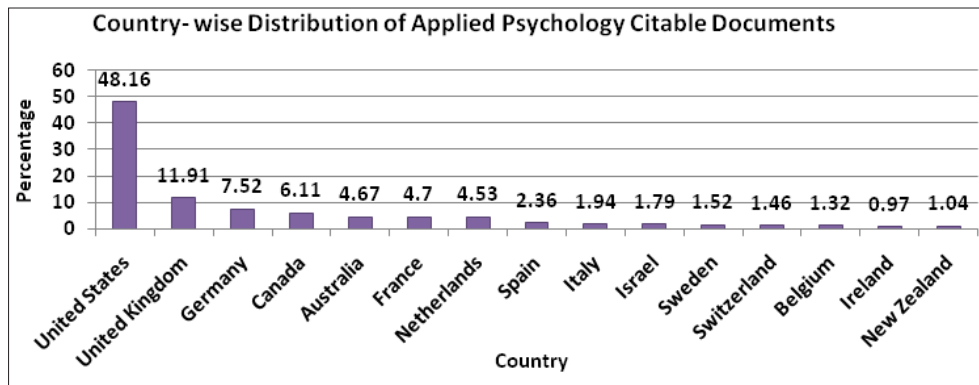
### Country-Wise Distribution Of Applied Psychology Citable Documents

Table 2. Country-wise Distribution of Applied Psychology Citable Documents

S.NO	Country	Applied Psychology Citable Documents	%
1	United States	45686	48.16
2	United Kingdom	11295	11.91
3	Germany	7129	7.52
4	Canada	5799	6.11
5	Australia	4434	4.67
6	France	4456	4.70
7	Netherlands	4295	4.53
8	Spain	2241	2.36
9	Italy	1845	1.94
10	Israel	1698	1.79
11	Sweden	1446	1.52
12	Switzerland	1385	1.46
13	Belgium	1255	1.32
14	Ireland	918	0.97
15	New Zealand	988	1.04
	Total	94870	100

The above Table presents the country-wise distribution of Applied Psychology citable documents (includes articles, reviews and conferences papers), from top 15 countries from 1996 to 2015, 94870 citable documents were available which are indexed in Scimago database. Among

the citable documents maximum of 45686(48.16%) by United States followed by United Kingdom with 11295(11.91%) and Germany contributed 7129(7.52%) citable documents.



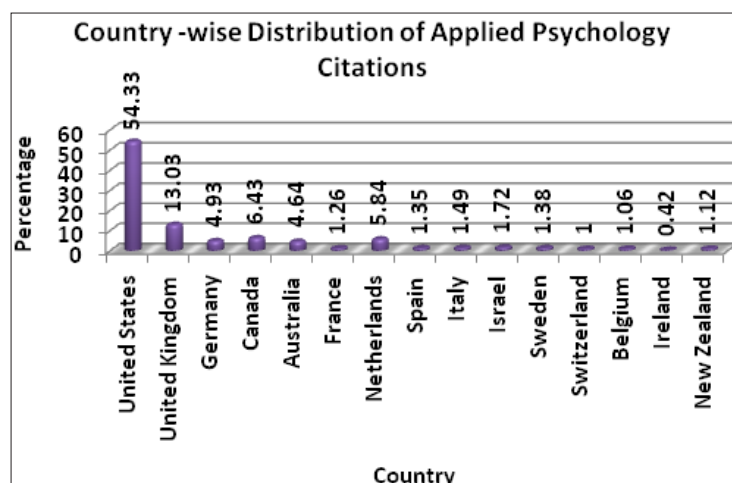
### Country-wise Distribution of Applied Psychology Citations

Table 3. Country-wise Distribution of Applied Psychology Citations

S.NO	Country	Applied Psychology Citations	%
1	United States	1105193	54.33
2	United Kingdom	265152	13.03
3	Germany	100221	4.93
4	Canada	130822	6.43
5	Australia	94439	4.64
6	France	25536	1.26
7	Netherlands	118763	5.84
8	Spain	27466	1.35
9	Italy	30241	1.49
10	Israel	34902	1.72
11	Sweden	28072	1.38
12	Switzerland	20359	1.00
13	Belgium	21539	1.06
14	Ireland	8514	0.42
15	New Zealand	22855	1.12
	Total	2034074	100

The above Table presents the country-wise distribution of Applied Psychology citations, from top 15 countries from 1996 to 2015. Among the 2034074 citations maximum

of 1105193(54.33%) by United States followed by United Kingdom with 265152(13.03%) and Germany citation is 100221(4.93%).



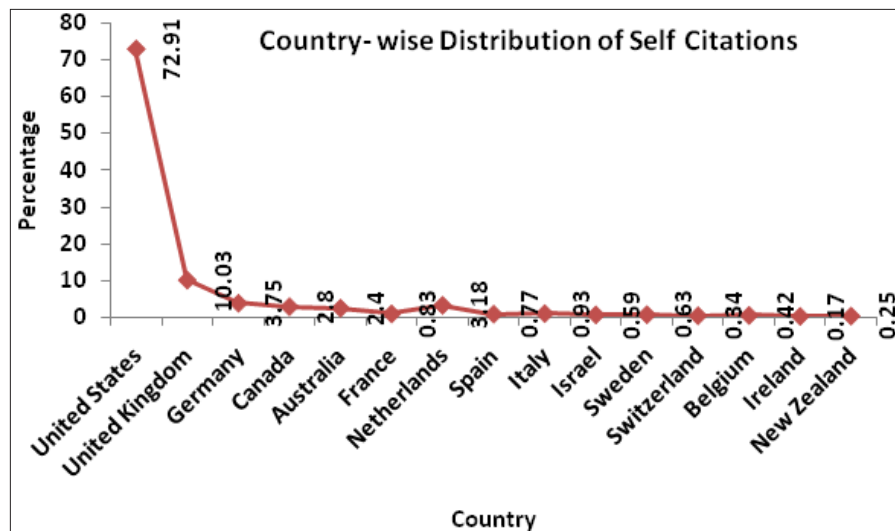
## Country -wise Distribution of Self Citations

Table 4. Country- wise Distribution of Self Citations

S.NO	Country	Applied Psychology Self Citations	%
1	United States	612656	72.91
2	United Kingdom	84349	10.03
3	Germany	31477	3.75
4	Canada	23493	2.80
5	Australia	20158	2.40
6	France	6975	0.83
7	Netherlands	26695	3.18
8	Spain	6460	0.77
9	Italy	7827	0.93
10	Israel	4973	0.59
11	Sweden	5297	0.63
12	Switzerland	2866	0.34
13	Belgium	3501	0.42
14	Ireland	1403	0.17
15	New Zealand	2163	0.25
	Total	840293	100

The above Table reveals that the country -wise distribution of Applied Psychology self citations, from top 15 countries from 1996 to 2015. Among the Applied Psychology 840293

self citations maximum of 612656(72.91%) by United States followed by United Kingdom with 84349(10.03%) and Germany self citation is 31477(3.75%).



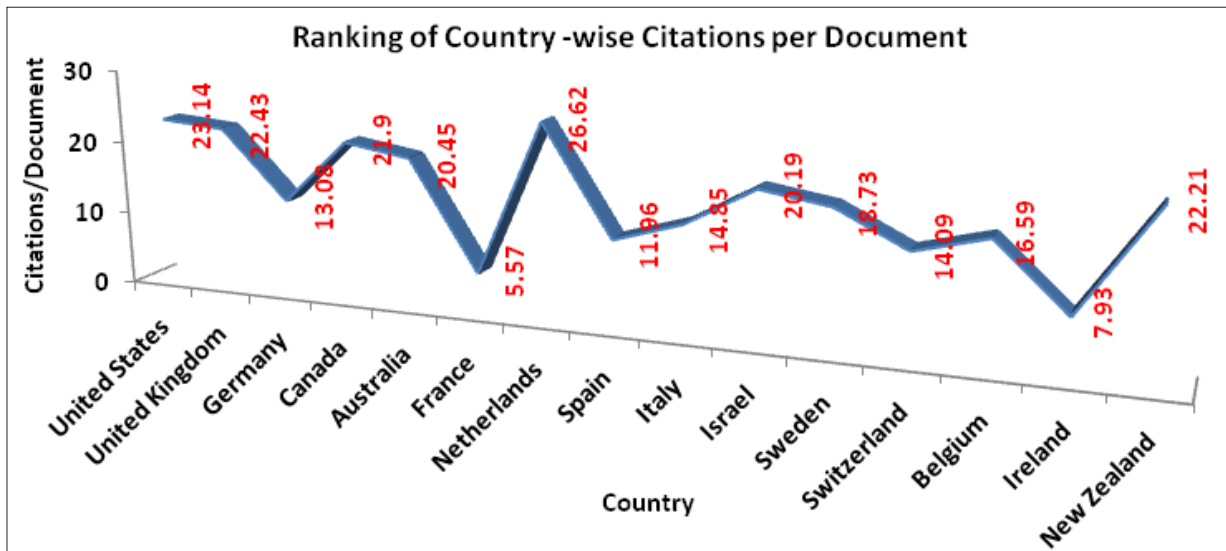
### Ranking of Country-wise Citations per Document

Table 5. Ranking of Country-wise Citations per Document

S.No	Country	Citations Per Document	Ranking
1	United States	23.14	II
2	United Kingdom	22.43	III
3	Germany	13.08	XII
4	Canada	21.9	V
5	Australia	20.45	VI
6	France	5.57	XV
7	Netherlands	26.62	I
8	Spain	11.96	XIII
9	Italy	14.85	X
10	Israel	20.19	VII
11	Sweden	18.73	VIII
12	Switzerland	14.09	XI
13	Belgium	16.59	IX
14	Ireland	7.93	XIV
15	New Zealand	22.21	IV

The above Table depicts that the ranking of country-wise distribution of citations per document (Average citations to documents published during 1996-2015), from top 15 countries. Among the citations per document

study Netherlands in first rank with 26.62, United States in second rank with 23.14 and United Kingdom is in third rank with 22.43 citations per document used.



## Ranking of Country-wise Distribution of H Index

Table 6. Ranking of Country-wise Distribution of H Index

S.No	Country	H Index	Ranking
1	United States	288	I
2	United Kingdom	164	II
3	Germany	118	V
4	Canada	134	III
5	Australia	116	VI
6	France	58	XIII
7	Netherlands	132	IV
8	Spain	64	XII
9	Italy	72	IX
10	Israel	79	VII
11	Sweden	75	VIII
12	Switzerland	65	XI
13	Belgium	65	XI
14	Ireland	44	XIV
15	New Zealand	70	X

The data presented in the above table shows that the ranking of country-wise distribution of H Index (country's number of articles (h) that have received at least h citations) the United States is in the first rank with 288 H indexes followed by United Kingdom with 164 H indexes and Canada is in third rank with 134 H indexes.

### Conclusion

The quality and quantity of research are made available through indexing journals with citations of various articles. There is lacking, for providing citations to other articles which authors cite. For reviewing the previous articles which are very much important for supporting your article value added point for publishing. It is a good practice to give self citation for their previous works and it follows up of the previous one and improved one. During the study period from 1996 to 2015, totally 99276 articles were published the maximum of 47753(48.10%) articles published by United States followed by United Kingdom with 11819(11.91%) publications. The present study proves that the citable documents maximum of 45686(48.16%) by United States followed by United Kingdom with 11295(11.91%). The citations study depicts that citations maximum of 1105193(54.33%) by United States followed by United Kingdom with 265152(13.03%). The above self citations study shows that maximum of 612656(72.91%) by United States followed by United Kingdom with 84349(10.03%) and Germany self citation is 31477(3.75%). Among the citations per document study Netherlands in first rank with 26.62 followed by United

States in second rank with 23.14 and United Kingdom is in third rank with 22.43 citations per document used. The H Index study shows that United States is in the first rank with 288 H indexes followed by United Kingdom with 164 H indexes. It is concluded that the maximum number of Applied Psychology publications, Citable documents, citations, self citations and H index are from United States followed by United Kingdom.

**Conflict of Interest:** None

### References

- Nicholas David and Ritchie Maureen. Literature and Bibliometrics. London: Clive Bingley, (1978).
- Potter W.G., Introduction to bibliometrics, Library Trends, 30, 5, (1981) [http://www.myjournal.my/filebank/published\\_article/17760/4.pdf](http://www.myjournal.my/filebank/published_article/17760/4.pdf).
- Mooghali A. et al. Scientometric Analysis of the Scientometric Literature, International Journal of Information Science and Management, 9(1), 19-31 (2011).
- Karpagam R. et al. Mapping of Nano science and nanotechnology research in India: a scientometric analysis, 1990-2009, Scientometrics, 89(2), 501-522 (2011).
- Abramo Giovanni, National research assessment exercises: a comparison of peer review and bibliometrics rankings. Scientometrics, 89(3), 929-941 (2011).
- Lapon-Kandelshein, Esther and Prebor, Gilla, Bibliographical research in the study of Hebrew printing:

- a bibliometric analysis, *Scientometrics*, 88(3), 899-913 (2011).
7. Krampen G., Eye A. and Schui G., Forecasting trends of development of psychology from a bibliometric perspective, *Scientometrics*, 87(3), 687-694 (2011).
  8. Kumar suchetan, Tiwari Charu and Deepu Mahija, contribution to Indian sociology: A Bibliometric study, *Language in India*, (2012).
  9. S. Dhanavandan and M. Tamizhchelvan , Citations and Self citations of Indian Authors in Library and Information Science: A Study Based Indian Citation Index (ICI).*International Journal of Academic Library and Information Science* ,2(9), (2014);138-144 .
  10. SCImago. (2007). SJR — SCImago Journal & Country Rank. Retrieved December 17, 2016, from <http://www.scimagojr.com>.