

## Daniel Schwarz, Denise Traber and [Kenneth Benoit](#) Estimating intra-party preferences: comparing speeches to votes

**Article (Accepted version)  
(Refereed)**

**Original citation:**

Schwarz, Daniel, Traber, Denise and Benoit, Kenneth (2015) *Estimating intra-party preferences: comparing speeches to votes*. [Political Science Research and Methods](#) . ISSN 2049-8470 (In Press)

© 2015 The Authors

This version available at: <http://eprints.lse.ac.uk/62295/>

Available in LSE Research Online: June 2015

LSE has developed LSE Research Online so that users may access research output of the School. Copyright © and Moral Rights for the papers on this site are retained by the individual authors and/or other copyright owners. Users may download and/or print one copy of any article(s) in LSE Research Online to facilitate their private study or for non-commercial research. You may not engage in further distribution of the material or use it for any profit-making activities or any commercial gain. You may freely distribute the URL (<http://eprints.lse.ac.uk>) of the LSE Research Online website.

This document is the author's final accepted version of the journal article. There may be differences between this version and the published version. You are advised to consult the publisher's version if you wish to cite from it.

# Estimating Intra-Party Preferences: Comparing Speeches to Votes\*

Daniel Schwarz<sup>†</sup>

Denise Traber<sup>‡</sup>

Kenneth Benoit<sup>§</sup>

October 17, 2014

## Abstract

Well-established methods exist for measuring party positions, but reliable means for estimating intra-party preferences remain underdeveloped. While most efforts focus on estimating the ideal points of individual legislators based on inductive scaling of roll call votes, this data suffers from two problems: selection bias due to unrecorded votes, and strong party discipline which tends to make voting a strategic rather than a sincere indication of preferences. By contrast, legislative speeches are relatively unconstrained, since party leaders are less likely to punish MPs for speaking freely as long as they vote with the party line. Yet the differences between roll call estimations and text scalings remain essentially unexplored, despite the growing application of statistical analysis of textual data to measure policy preferences. Our paper addresses this lacuna by exploiting a rich feature of the Swiss legislature: On most bills, legislators both vote and speak many times. Using this data, we compare text-based scaling of ideal points to vote-based scaling from a crucial piece of energy legislation. Our findings confirm that text scalings reveal larger intra-party differences than roll calls. Using regression models we further explain the differences between roll call and text scalings by attributing differences to constituency-level preferences for energy policy.

---

\*This research was supported by the European Research Council grant ERC-2011-StG 283794-QUANTESS and the Swiss National Science Foundation Fellowship grant PA00P1\_134188.

<sup>†</sup>Department of Methodology, London School of Economics and Political Science and Center of Competence for Public Management, University of Bern, [daniel.schwarz@kpm.unibe.ch](mailto:daniel.schwarz@kpm.unibe.ch).

<sup>‡</sup>Department of Political Science, University of Zurich, [traber@ipw.uzh.ch](mailto:traber@ipw.uzh.ch).

<sup>§</sup>Department of Methodology, London School of Economics and Political Science and Department of Political Science, Trinity College Dublin, [kbenoit@lse.ac.uk](mailto:kbenoit@lse.ac.uk).

# 1 Legislative Speeches and Legislative Votes

Accurately estimating the policy preferences of individual legislators has long formed a key part of efforts to model intra-party politics. To date, the vast majority of work in this area has relied on inductive scaling of roll call votes, using either discriminant (Poole and Rosenthal, 1997) or Bayesian statistical methods (Clinton, Jackman and Rivers, 2004). Yet roll call votes in parliamentary systems suffer from a number of problems that prevent them from forming a reliable basis for estimating legislators' ideal points. In most settings a significant proportion of legislative votes are not recorded, often for strategic reasons, while the votes that are singled out for roll calls may also be politically motivated, both resulting in selection bias (VanDoren, 1990; Carrubba et al., 2006; Carrubba, Gabel and Hug, 2008; Hug, 2010). Perhaps more significantly, voting in most parliamentary systems is tightly controlled through party discipline, meaning that legislators vote with their party possibly not because of their policy preferences, but rather in spite of them (Laver, Benoit and Garry, 2003; Proksch and Slapin, 2010).

What legislators *say*, however, is relatively unconstrained by comparison, and a growing subfield devoted to estimating legislator preferences using text as data has made good use of this information (e.g. Slapin and Proksch, 2010; Monroe and Maeda, 2004; Laver and Benoit, 2002). Party leaders, it is believed, are less likely to punish legislators based on what they may say in a debate on a controversial bill, as long as they vote with the party line. This conventional wisdom regarding the less party strategic nature of legislative speech, however, has not gone unquestioned. Legislative speeches may also be prone to selection effects, as demonstrated by Proksch and Slapin (2012) who found that in the parliaments of the United Kingdom and Germany, the stronger the institutional incentives (electoral system, regime type, candidate selection) for party leaders to protect the party label, the less likely legislative speeches are to reflect true party cohesion since party leaders prevent potentially dissident backbenchers from taking the floor. This suggests that speeches may also underestimate the ideological differences within parties, especially if the electoral system is party-centered, but this effect has yet to be explored in other contexts or in direct comparison with voting.

This paper directly compares the political positions estimated through roll call votes to those estimated through legislative speeches, using the example of an energy policy debate

from the Swiss legislature in 2002–2003. Switzerland’s parliament forms an ideal case for comparing votes to speeches because all legislative speeches as well as complete sets of all votes taken during each floor debate are recorded.<sup>1</sup> Since multiple votes are taken during the debate and passage of most bills, this provides multiple opportunities to observe votes during the debate over a single piece of legislation. In the energy debate we have selected, for instance, there were 66 different legislative votes, in addition to 30 separate speakers. To compare the measurement of policy preferences using votes versus speeches, we use different combinations of scaling procedures for roll call votes and speeches, e.g. one-dimensional IRT-based scaling on the roll call votes (using a logit-based likelihood) and a similar one-dimensional IRT-based scaling procedure on the speeches (using a Poisson-based likelihood). To investigate whether the selection of speakers is systematically related to political variables, we also test a model of speaker selection. Moreover, we test a model to predict text scaling positions using the nuclear policy preferences in legislators’ electoral districts, extracted from two federal nuclear policy referenda in Switzerland in 2003.

Our analysis confirms the widely held view that compared to the disciplined party voting that takes place in most parliamentary systems, the positions expressed in legislative speeches reveal larger heterogeneity in intra-party preferences. Spoken positions display a considerably larger range of preferences than those expressed through voting, particularly within parties with highly unified voting behavior. Furthermore, these divergences in observed behavior—votes versus speeches—vary systematically according to constituency-level electoral preferences. Legislators tend to vote with their parties but speak to their constituents.

## **2 Data: Swiss Nuclear Legislation 2002–2003**

Our comparison of policy measures constructed from votes and speeches comes from a key debate that occurred in the Swiss legislature of the future of its nuclear policy. Following the 1986 nuclear disaster at Chernobyl, the Swiss voters had approved a 10-year moratorium on new nuclear plants, but in the same vote rejected a full-scale nuclear phaseout. After the expiration

---

<sup>1</sup>Thus the selection bias argument by Hug (2010) does not apply here since we use the same full dataset of all recorded votes like Hug.

of the moratorium, the debates in 2002–2003 revisited the nuclear phaseout question, focusing as well on national energy policy with respect to alternative forms of renewable energy. This followed a period during which many European countries debated a nuclear phaseout, with Germany for instance deciding to phase out its nuclear reactors in 2000. In Switzerland, these decisions were made through parliamentary decision followed by referendums.

## 2.1 The Swiss Legislative Context

Switzerland's legislative institutions meet three important conditions for the analysis of the differences between scaling results based on roll call votes and those based on texts. First, during most legislative debates, many votes are taken and all votes are recorded as roll calls, providing a large amount of voting data to estimate the positions of individual legislators. In the energy debate that we examine, we draw on 66 different roll call votes taken during the debate and passage of a major energy reform bill.

Second, the protracted debate also leaves a rich record of statements and speeches made by individual legislators, with every major party clearly setting out its position on the bill in the debates. Our analysis is based on 30 MPs from 6 parties, with an average speech length per MP of 2,580 words.<sup>2</sup>

Finally, the Swiss legislature is characterized by relatively weak party control over who speaks and what may be said. Swiss parliamentary rules and procedures provide for relatively strong individual and minority rights for MPs (Damgaard, 1995; Döring, 1995; Schwarz, Bächtiger and Lutz, 2011) as well as flat internal hierarchies. Formal and informal agenda-setting powers of the parliamentary elite (party leaders, most senior MPs like committee chairs, parliamentary presidents), which would lead to 'incomplete' records of floor debates because of the control of legislative procedures by partisan actors (Proksch and Slapin, 2012), are in many ways curbed in the Swiss case. The rules of procedure in the Swiss parliament empower each MP to file petitions (amendments)<sup>3</sup> to any lawmaking proposal, leaving few mechanisms

---

<sup>2</sup>The debate had 58 separate speakers in total. We excluded all non-German speeches and speeches which did not meet further criteria listed in detail in the Appendix.

<sup>3</sup>Throughout this paper we use 'petition' as generic term for all kinds of parliamentary requests to alter the status quo.

for party leaders to stifle or punish MPs who speak freely in a debate.<sup>4</sup> Furthermore, each petition ensures the submitting MP the right to present and defend it during the floor debate, and there is a vote on every petition. Every lawmaking project is therefore accompanied by detailed debates about disputed aspects with separate votes taken on each of these aspects, in addition to the compulsory votes on the entire lawmaking project (such as the final passage).

## 2.2 Rules and Procedures During Debates

Government bills undergo extensive debate in committees before reaching the floor. Committee decisions, however, do not bar opposing party groups or MPs from later filing petitions to re-write specific parts of the bill (see also Schwarz, Bächtiger and Lutz, 2011). The usual procedure is as follows. First, committee majority speakers (rapporteurs) present a general introduction to the matter. Second, party group speakers<sup>5</sup> communicate the official party position to the proposed bill. Third, the government lays down its position. Next, a vote is taken as to whether the chamber shall refuse the bill from the outset or enter a detailed debate (article-by-article). If they decide to enter the debate, all disputed parts of the bill (where petitions have been filed in the run-up to the floor debate) are separately discussed with opinions given by the originator(s) of the petition, the committee rapporteur(s), party group speakers, and the government. Having discussed and voted on all petitions, the chamber then takes an overall vote on the wording of the entire bill and refers it to the second chamber where the whole process starts anew. After resolving any disagreements on the wording of the bill (through the navette procedure), each chamber takes a final passage vote.

The rules of the Swiss National Council limit each MP's speaking time. There are six debate categories ranging from 'free debate' to 'written procedure.'<sup>6</sup> The energy policy debate

---

<sup>4</sup>Party leaders lack strong and immediately effective instruments to enforce discipline and avoid unwanted debates, mainly due to executive-legislative relations working similar to a separation-of-powers system (Linder, 2010; Schwarz, Bächtiger and Lutz, 2011), Swiss parties being bottom-up organizations rooted in local and cantonal levels (Ladner, 2007), and the candidate-centered (open-list) voting system with the 26 cantons as electoral districts where the candidates also get nominated.

<sup>5</sup>This is not a permanent, institutionalized role (like that of the party group leader) but changes according to the topic or bill under consideration. Usually, party groups have assigned a number of MPs (mostly members of the related committee) as spokesperson for specific policy areas.

<sup>6</sup>See art. 47-50 of National Council's rules of procedure, GRN ([http://www.admin.ch/ch/d/sr/171\\_13/index.html](http://www.admin.ch/ch/d/sr/171_13/index.html)).

Table 1: *Allocation of speaking times in the selected energy debate.*

Debate stage	Speaker Category	Time allotted
Entry debate	Committee rapporteur	20 min total
	Party group speakers	10 min each
	Petition sponsor	5 mins
	Any other MP	5 mins each
	Government	20 mins
Other parts of the debate	Committee rapporteur	Unrestricted
	Party group speakers	5 mins each
	Petition sponsor	5 mins
	Any other MP	5 mins each
	Government	Unrestricted
Before final passage vote	Party group speakers	Brief statement allowed

explored here was held under the category ‘free debate’.<sup>7</sup> Table 1 specifies how speaking time in free debates is assigned to MPs and parliamentary roles.

The rules of procedure also determine who is entitled to speak. Compared to conventional parliamentary systems, the role of party leaders in controlling the selection of speakers is relatively weak. The role of the party group speaker is usually assigned to MPs who are members of the related committee (but committee members are not party speakers by default). Moreover, as any MP is entitled to file any petition to re-write specific sections of a lawmaking proposal, which then allows her to present and defend it on the floor, party leader control over who speaks is limited to informal methods (e.g. internal appeals to preserve the party brand and apply self-constraint, or exerting peer pressure See Cox and McCubbins (1993); Owens (2006)).<sup>8</sup> We explore the question of systematic selection of speakers below, but first we briefly describe the main features of the energy policy debate and outline our data analysis procedure to measure policy preferences of Swiss legislators from both the votes and speeches.

<sup>7</sup>The ‘free debate’ is the default category; speaking time is assigned according to art. 44 GRN.

<sup>8</sup>Similar to the U.S. context, there are strong incentives for Swiss MPs to favor constituency interests over those of national party leaders (Hertig, 1980; Schwarz, 2009). The big difference, however, is the fragmented multi-party system (ten parties are currently represented in Swiss parliament) which is why catch-all or simple median voter strategies fail to be successful in National Council elections. Thus Swiss parties are ideologically more cohesive than their U.S. counterparts.

## 2.3 The Energy Policy Debate of 2002–2003

Our analysis in this paper focuses on a piece of legislation central to Switzerland's energy policy. The debate took place between 20 June 2002 and 21 March 2003 within the 46th legislature convened from 1999–2003.<sup>9</sup> The legislation concerned several much-debated and long-standing issues of energy policy: whether to phase out nuclear power, as well as strategies to increase the share of renewable energies.<sup>10</sup> In the aftermath of the 1986 Chernobyl disaster, the Swiss voters had approved a 10-year moratorium on new nuclear plants, but in the same vote had rejected a full phaseout of nuclear power. The 2002–2003 debate we analyze covers two popular initiatives almost identical to those of 1990: the first demanding a renewal of the 1990 ban and the second again aiming at a nuclear phaseout. The Swiss government disagreed with both but drafted a new Federal Act on Nuclear Energy, which was debated in parliament together with the two initiatives. This law was designed as a counter-proposal to the anti-nuclear initiatives, which would automatically take effect if the initiatives were to be rejected. The government's draft took some of the initiatives' concerns into account while at the same time neglecting their main points (ban and/or phaseout). It provided for tougher rules for the construction permit of new plants and the recycling of nuclear materials, as well as an energy tax to promote renewable energies. The sometimes quite heated debates pitted environmental interests, led by the Greens (GPS) and the Social-democrats (SP), against the economic concerns emphasized by a majority of Christian-democrats (CVP), the liberal Free Democrats (FDP) and the national-conservative Swiss Peoples Party (SVP). During these debates, 66 votes were taken in the National Council.<sup>11</sup> In May 2003, two months after the final passage vote in parliament, a popular vote on the two initiatives took place. The Swiss electorate's rejection of the initiatives paved the way for the rather nuclear-friendly federal act to come into force.

---

<sup>9</sup>The official title of the acts were 'Moratorium plus' and 'Power without Nuclear' and Federal Act on Nuclear Energy (official bill no. 01.022; for details, see [http://www.parlament.ch/d/suche/seiten/geschaefte.aspx?gesch\\_id=20010022](http://www.parlament.ch/d/suche/seiten/geschaefte.aspx?gesch_id=20010022)).

<sup>10</sup>A formidable summary (in German and French) of the debate can be found under [http://www.parlament.ch/d/suche/seiten/legislaturrueckblick.aspx?rb\\_id=20010022](http://www.parlament.ch/d/suche/seiten/legislaturrueckblick.aspx?rb_id=20010022). The full verbatim transcripts of the entire debate in the National Council starts under [http://www.parlament.ch/ab/frameset/d/n/4614/62109/d\\_n\\_4614\\_62109\\_62110.htm?DisplayTextOid=62111](http://www.parlament.ch/ab/frameset/d/n/4614/62109/d_n_4614_62109_62110.htm?DisplayTextOid=62111).

<sup>11</sup>The type of the votes varies from those in which the project in its entirety is at stake (i.e., vote on entry into detailed deliberation at the beginning of the debate, overall vote on the bill after first reading, and final passage vote after agreement between the two chambers is reached) to those on detailed aspects (MP petitions).



In the speeches made during the various stages of the debate, all political parties were represented. Our analysis is based on 275 speeches made by 30 legislators (median length 2,000 words, mean 2,580 words).

### 3 Measuring Legislator Positions from Roll Call Votes

We begin by scaling the one-dimensional positions of MPs in the energy debate using IRT-based roll call vote analysis. We selected the 66 votes held during the energy legislation, as well as the entire set of 3,194 votes from the 46th legislative period as a baseline. In the one-dimensional representation of ideal points<sup>12</sup> the line-up of all parties represents their expected order and is quite similar to the full picture of the 46th legislative period, as depicted in Figure 1.<sup>13</sup> In both models, the Social Democrats (red) and the Greens form the left (i.e., environmentalist, anti-nuclear) position, the Christian-democrats (orange) occupy the center while the FDP-Liberals (blue) and the Swiss People's Party (dark green) take center-right to right-end positions on the scale. The position of the small Protestant People's Party (turquoise) is located between the two main camps.

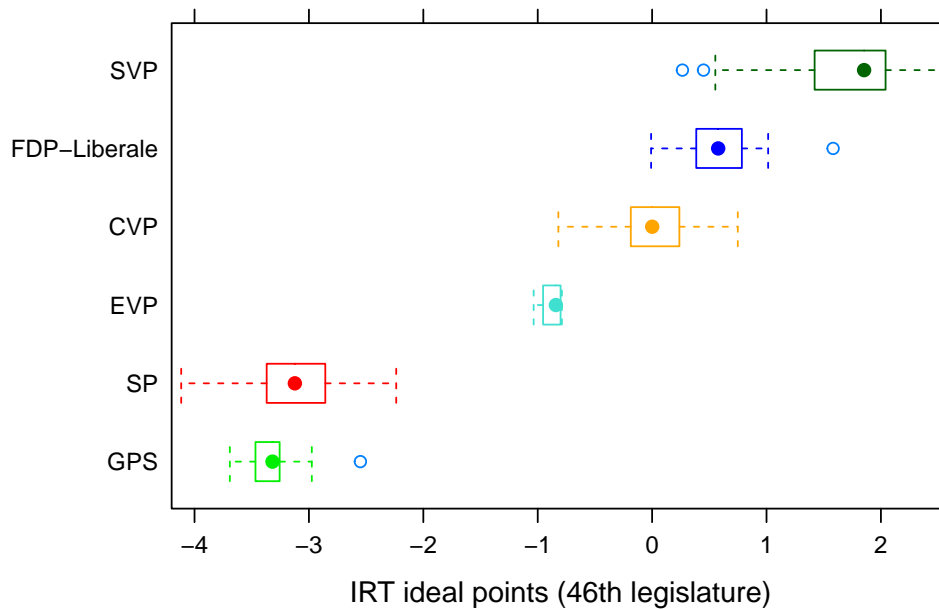
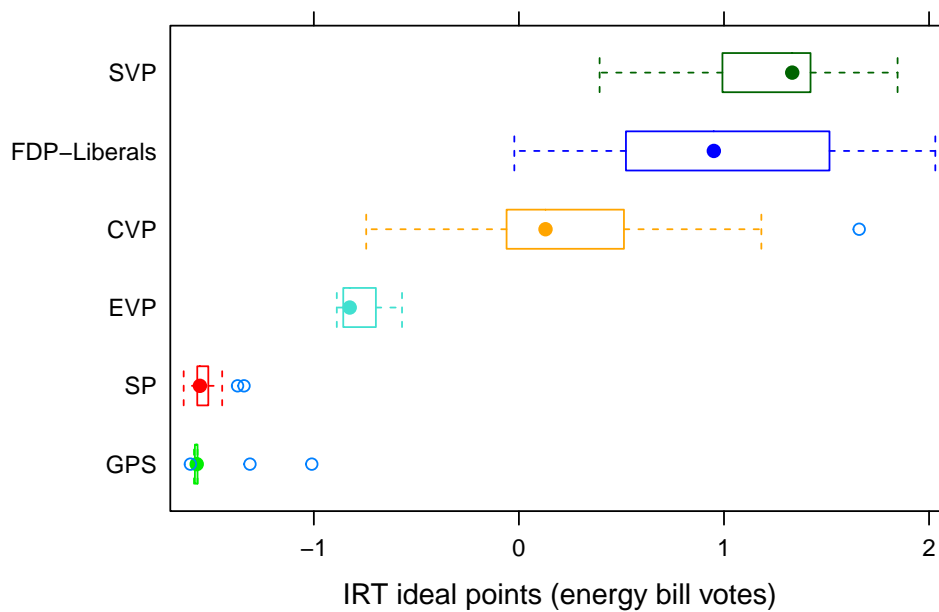
The results of the two IRT models are highly correlated (Pearson's  $r = .95$ ). The model for the single debate differs in two respects compared to the entire legislature, however: we find considerably smaller intra-party variation among the left and a more blended picture among the parties to the right. These differences reflect the fact that party unity is above average on energy-related votes in the (already highly united) left camp while it is below average for CVP, FDP-Liberals and SVP (Schwarz, 2009). While the attitude of all MPs in both left parties is firmly anti-nuclear, there are well-known outliers in all political directions (nuclear hardliners and MPs with moderately anti-nuclear positions) within the bourgeois parties.

---

<sup>12</sup>For ideal-point estimation we ran a one-dimensional item response theory model using `MCMCpack` in R, with parameters `burnin=50,000`, `mcmc=1,000,000`, `thin=1,000`.

<sup>13</sup>Here we have estimated the divide in one dimension. Expert surveys, party manifesto research and roll call analysis unequivocally characterize Swiss politics as predominantly uni-dimensional on a classical left-right axis (Benoit and Laver, 2006; Hug and Schulz, 2007). We also fitted the two-dimensional IRT model to the energy debate, but the ranking order did not substantially differ from the first dimension. It thus seems safe to conclude that, from an RCV perspective, the selected energy debate is predominantly uni-dimensional and given the almost perfect correlation between the two IRT models shown above, the dimension found in the energy debate can be roughly labeled as left-right. This is important because the comparison of roll call estimates and text scaling estimates in section 5 is carried out on a one-dimensional basis (due to dimensional limitations in text scaling methods).

Figure 1: *Box plots of MP one-dimensional ideal points from roll call votes (energy bill and entire 46th legislature, grouped by party).*



The distributions of MP ideal points in the energy bill votes according to Figure 1 suggest that the relatively homogeneous left camp (Greens and Social-democrats) faces a far less united bourgeois camp on the center-right. But how often do MPs actually vote in accordance or against the majority of their party? The box plots in Figure 2 visualize the distribution of MP *agreement rates* by party.<sup>14</sup> As expected, we find the lowest agreement average and the highest dispersion of MP agreement with a considerable number of outliers within the two center-right parties (CVP, FDP-Liberals), but also the more extreme right SVP has a number of outliers within their ranks. Moreover, the agreement rates particularly for the CVP and the FDP-Liberals are somewhat lower in the selected energy case than in the entire 46th legislature, while we find the opposite picture for the two parties on the left. This fits well to the ideal point estimations in Figure 1.

All in all, the distribution of the RCV ideal point estimates and the agreement rates point to the relatively low capabilities among center-right parties to enforce party discipline (weakly restricted voting behavior) while party unity among the Social-democrats and the Greens is very high.

## 4 Measuring Legislator Positions from Speeches

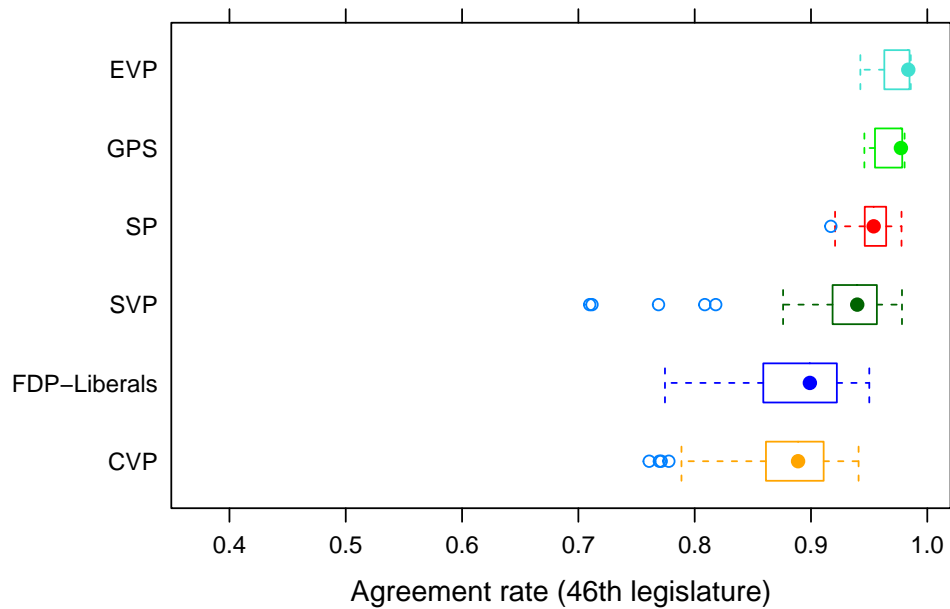
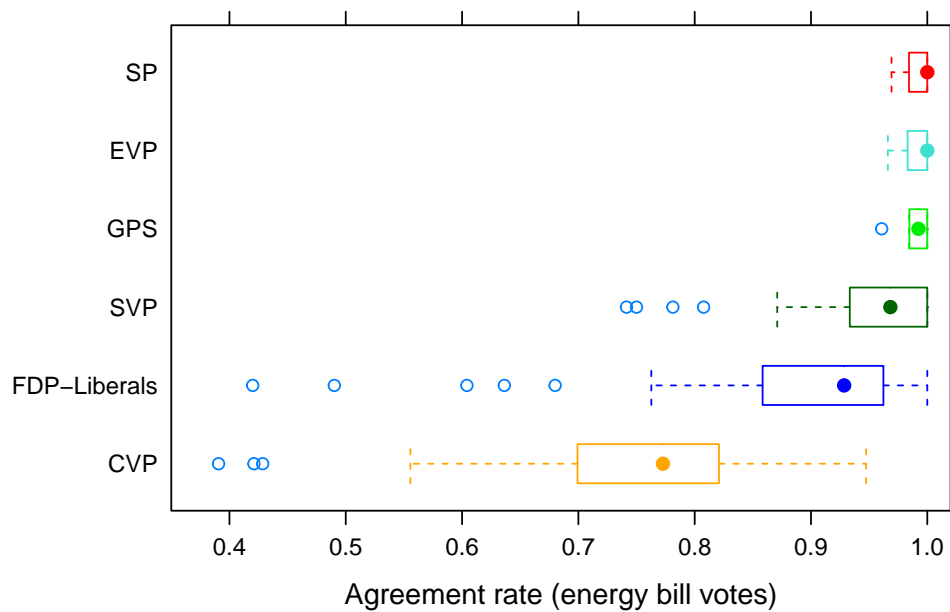
### 4.1 What Determines Who Speaks?

Roll call vote analysis to estimate ideal points is often criticized because the selection of observable votes is politically determined, thereby producing downward-biased estimates of intra-party heterogeneity (Carrubba et al., 2006). Recent research has centered on a similar discussion with regard to selection effects in parliamentary speeches, suggesting that bias in speaker selection as well as the content of speeches varies with the institutional context (Proksch and Slapin, 2012). Proksch and Slapin (2012)'s argument is based on a well-established view that parliamentary rules and legislative behavior are endogenous to electoral competition (e.g. Carey, 2007; Hix, 2004; Mayhew, 1974). Thus, in political systems that foster an individual

---

<sup>14</sup>The agreement rate is calculated as follows: If an MP agrees with the majority of his or her party, the assigned value per vote is +1, if she disagrees it is 0, if she abstains the assigned value is 0.5. The box plots show the average MP agreement per party.

Figure 2: *Box plots of MP agreement with own party (energy bill votes and entire 46th legislature).*



relationship between MPs and their voters, party leaders are more likely to accept speeches that deviate from the party line. By contrast, in contexts where these relations are mediated by the party, and party unity matters, the party leadership is likely to prohibit expression of dissent on the parliamentary floor. Proksch and Slapin (2012) argue that due to these constraints, the scaling of speeches in these political contexts encounters problems that are similar to those found in the analysis of roll call votes.

The rules in the Swiss parliament are only minimally restrictive, reflecting the strong component of ‘individual accountability’ (Carey, 2009) in the Swiss political system (Traber, Hug and Sciarini, 2014). Compared to other parliamentary systems with a proportional representation electoral system, party leaders in the Swiss parliament have little formal means to control their backbenchers. If an MP is unhappy with her party’s majority position and would like to make her disagreement public, she can file a personal petition to change the unwanted part of the proposed bill, and she will be granted five minutes to defend her view on the floor. We thus argue that contrary to other parliaments, not only is the selection of speakers in the Swiss parliament less biased, but also that the speakers are less constrained in their statements if they diverge from the party line.

We estimated two types of models to detect possible selection bias in legislative speeches. The results are shown in Table 2. The first model is a logistic regression model that tests whether certain MPs have higher probability to speak based on a number of individual characteristics, such as language, role within the party and policy position (ideal points). Besides the general policy position, measured on the basis of all votes in one legislative period<sup>15</sup>, we included the distance between the MPs’ ideal points in the energy debate and the party’s policy median in this debate. The model also takes account of constituency preferences on the energy debate, represented by the average share of Yes votes in the popular vote on the nuclear moratorium referendum from May 2003. We model a quadratic relationship, because MPs from cantons where the share of yes votes was especially high or especially low might be more likely to speak than MPs from cantons where the population was more polarized.<sup>16</sup>

---

<sup>15</sup>Ideological position is measured by ideal point estimates calculated on the basis of the entire 46th legislative period (see section 3).

<sup>16</sup> We thank an anonymous reviewer for referring to this point.

Table 2: *Models to predict speech act and speech length*

<i>Variable</i>	Dependent Variable	
	Speech act (Logit) (1)	log(Speech length) (OLS) (2)
Party leader	3.056 [ 0.254, 42.181]	0.580 [-0.620, 1.780]
Language = french or italian	<b>0.184</b> [ 0.041, 0.694]	-0.111 [-0.900, 0.680]
Sex: female	0.360 [ 0.097, 1.183]	0.053 [-0.550, 0.650]
Seniority (log weeks)	0.672 [ 0.310, 1.412]	0.085 [-0.300, 0.470]
Committee member	<b>148.727</b> [ 32.406, 1021.463]	<b>1.422</b> [ 0.860, 1.980]
Abs. distance to party median (energy debate)	0.433 [ 0.032, 3.941]	0.533 [-0.560, 1.620]
RCV Idealpoints	<b>0.457</b> [ 0.308, 0.636]	-0.121 [-0.290, 0.050]
Share of yes votes in popular referendums (average)	<b>0.434</b> [ 0.202, 0.877]	-0.047 [-0.340, 0.240]
Share of yes votes in popular referendums <sup>2</sup>	<b>1.011</b> [ 1.002, 1.021]	0.001 [ 0.000, 0.000]
Constant	– –	<b>6.367</b> [ 0.250, 12.490]
Log-likelihood	-56.830	
Adjusted $R^2$		0.386
$N$	199	48

*Note:* The models were estimated using the Zelig package (Imai, King, and Lau 2007). Model 1 includes all MPs and predict *who* speaks, using odds-ratios and corresponding 95%-confidence intervals, with any rejecting the null hypothesis with  $p \leq 0.05$  highlighted in bold type. Model 2 predicts MP's speech length as the log of number of words spoken during one debate and include only MPs who spoke during the respective debate, showing OLS coefficients and corresponding 95%-confidence intervals, with any  $p \leq 0.05$  in bold.

The second, linear, model includes the same variables to test whether the length of an MP’s speech is determined by these characteristics. The most important result in Table 2 is that committee members appear to speak more often and much longer than their fellow MPs. Apart from committee membership, however, none of the other MP attributes consistently determines legislative speech. Apparently, leftist MPs are more likely to speak than MPs on the right side of the policy spectrum in this debate, but we find no evidence that party leaders and party group leaders speak systematically more often than backbenchers.<sup>17</sup> What is more, there seems to be no restrictions for MPs with positions that are distant from the party’s policy median.

In sum, Swiss MPs participate in debates according to their interests and without significant institutional constraints, and not in a way relating to a specific role within the party. We therefore do not expect our measures to be affected by selection bias from the censorship of speakers by party leaders based on the positions they might have expressed, as measured by whether or how long they speak.

## 4.2 Text Scaling Estimates

To scale MP positions using their speeches, we fit the Poisson scaling model of Slapin and Proksch (2008), which estimates the position  $\theta_i$  of each text  $i$  on a single latent dimension. This model has been applied to parliamentary speeches to estimate MP positions in other parliaments, such as pro- and anti-EU positioning in the European Parliament (Proksch and Slapin, 2010) and to preferences for austerity in Irish budget speeches (Benoit and Lowe, 2013). The advantage of the Poisson scaling method is that as an unsupervised method, it requires no “training” step or identification of known positions. Furthermore, its method closely matches that of the one-dimensional IRT model, and can be viewed itself as a one-dimensional IRT model for count data (Lowe, 2008).<sup>18</sup>

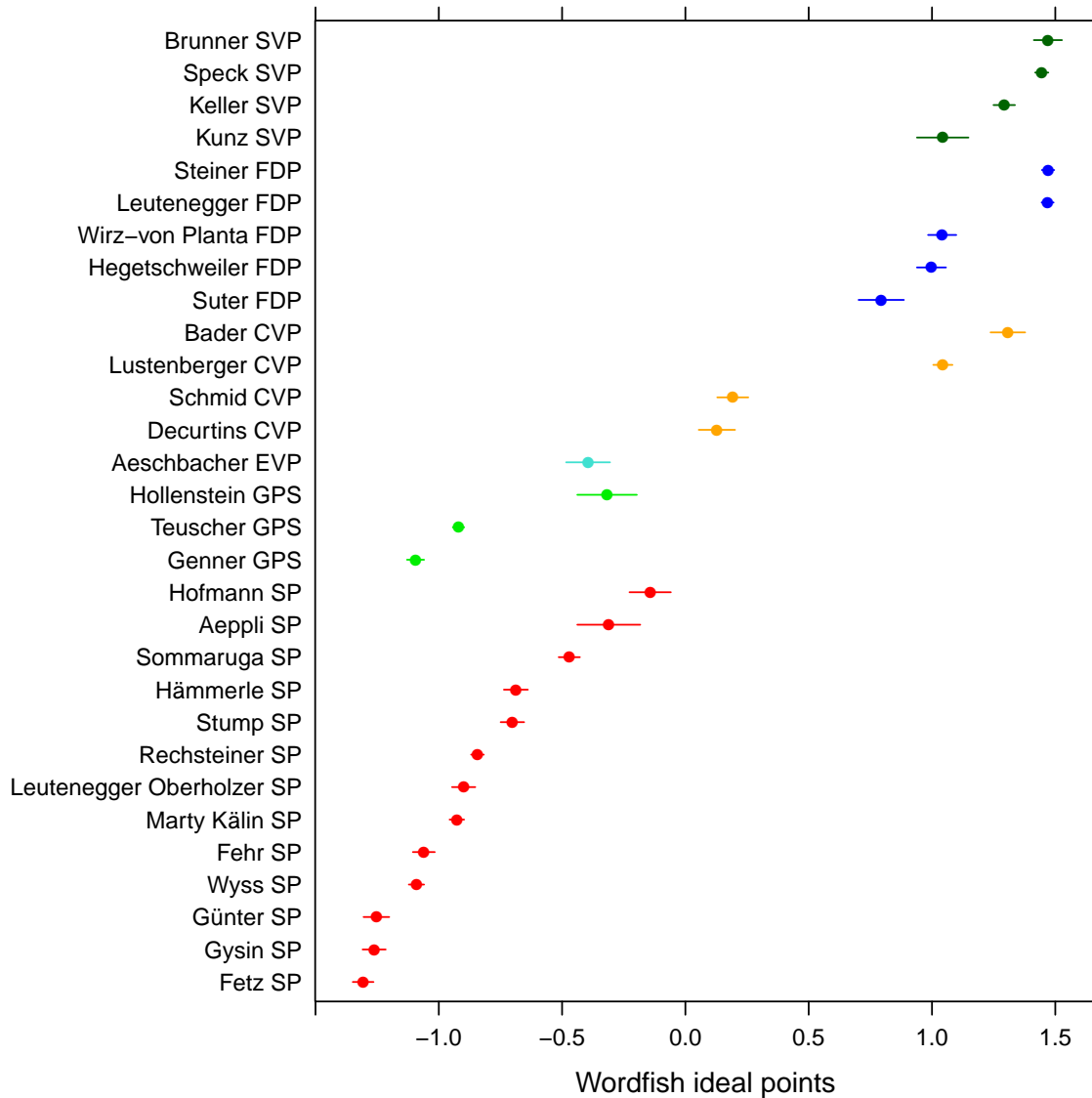
The Poisson scaling results for the energy debate are shown in Figure 3. The plot shows party groupings that are quite similar to those in the previous roll call analysis in section 3,

---

<sup>17</sup>In fact, party group leaders are excluded from the models because they did not participate at all in the debate. Also not included in the models as separate independent variable is whether an MP has filed a petition since all petitioners are granted access to the floor and thus speak.

<sup>18</sup>Our estimation method differs from the RCV scaling only in that we use a maximum likelihood method, from the R package `austin`. The text estimates are based on texts aggregated by MP, with pre-processing and text selection performed as we have described in the Appendix.

Figure 3: *Text scaling results (Wordfish) for energy debates, grouped by party.*



There are also significant intra-party differences, but in contrast to previous roll call analysis they do not only occur within the center and center-right parties, but also within the parties on the left. This hints at intra-party differences in preferences which are not revealed in roll call votes.

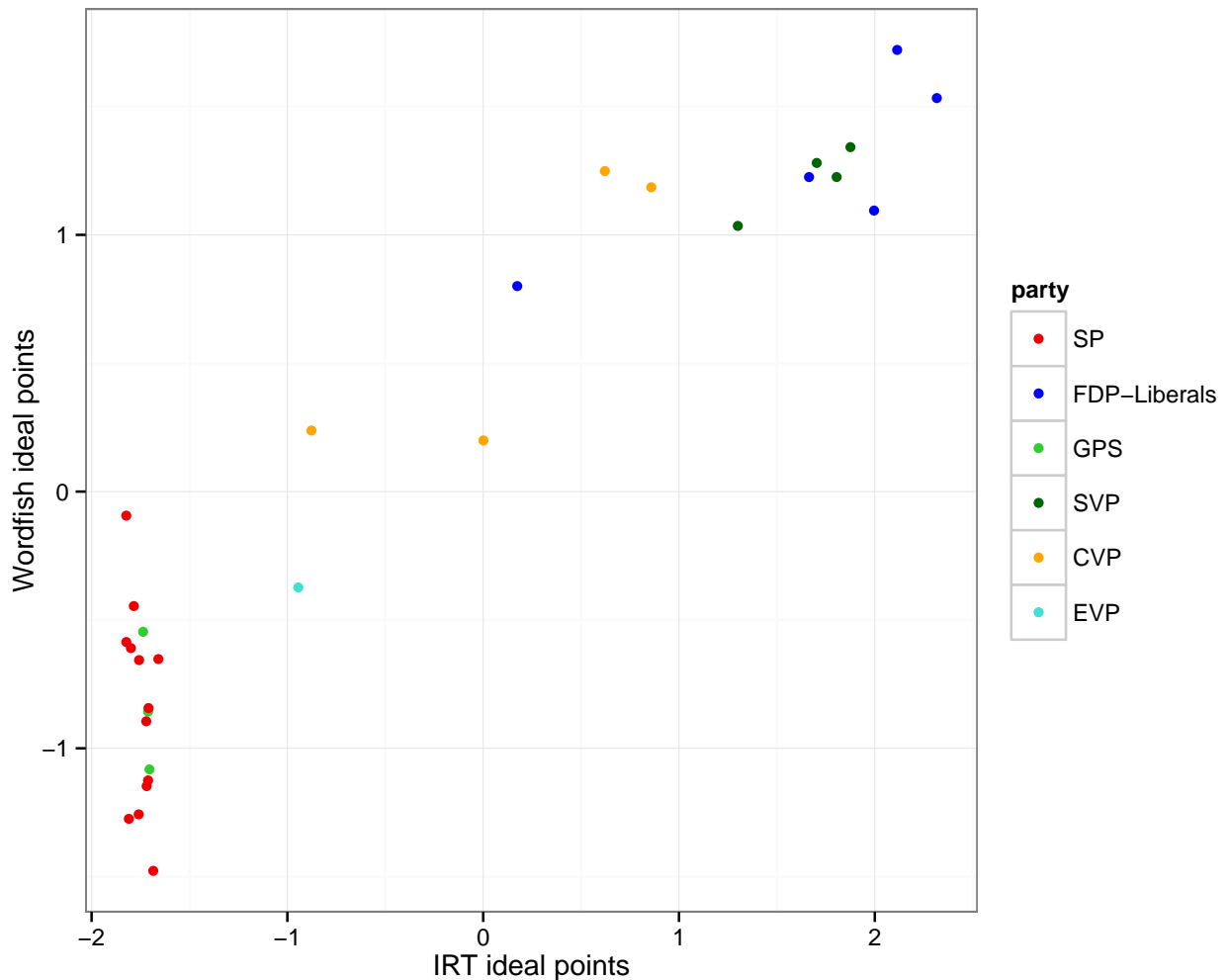
## 5 Comparing Vote Scaling to Text Scaling

Our expectation is that the political censorship affecting roll call votes – a well known result attributed to both party discipline in parliamentary voting and RCV selection bias (Carrubba



et al., 2006)– will make the scaled positions from roll call votes significantly less heterogenous than corresponding estimates from text scaling. What ultimately matters is how legislators vote, rather than what they say, and party leaders may consider it within each legislator’s prerogative to speak against a party’s official position, as long as they support it with their votes.

Figure 4: *RCV Scaling (IRT) versus Text Scaling (Wordfish). Pearson’s  $r = .94$ .*



To compare positions from the two measures, we plot the text scaling results against the roll call vote positional estimates. Figure 4 compares IRT-based RCV scalings with the text scaling results from the Poisson IRT-type model.<sup>19</sup> The results show an interesting contrast that is not entirely in accord with our expectations, probably due to a relative lack of party discipline in voting in the Swiss system. We see different patterns for the center-right and rightist parties

<sup>19</sup>As a robustness check, we also compared text scaling results from Laver, Benoit and Garry (2003)’s “Word-scores” procedure, as well as to the first dimension from a correspondence analysis. Both produced largely equivalent results to those shown.

(CVP, FDP-Liberals and SVP) on the one hand and the left parties (SP and GPS) on the other hand. While the compared estimates for the bourgeois parties are located around an imaginary diagonal line, the comparison shows for the left camp positional homogeneity along the  $x$ -axis (as is to be expected according to the results in section 3) but heterogeneity along the  $y$ -axis. This suggests that where party discipline is relatively low and thus MPs relatively unconstrained in their voting behavior roll call analysis and text analysis produce quite similar results. Where party unity is strong and voting behavior constrained, as within the SP and GPS<sup>20</sup>, text analysis picks up differences which are not detected through votes.

However, the intra-party differences revealed through text analysis do not constitute a major shake-up of left positions. Most notably, and very important for the substantive plausibility of the results, despite higher variation within the left parties, the text scaling results clearly separate the anti-nuclear and pro-nuclear MPs. Thus the text analysis results do not claim that the intra-party difference found within left parties would reveal hidden sympathies for nuclear energy which would have been highly implausible given the credible engagement of virtually all MPs to the left in favor of the two initiatives during the later referendum campaign. The text scalings point to more subtle differences among left MPs, probably rooted in the type of arguments brought forward and the way the arguments are presented: left MPs in opposition to nuclear energy, but who pick up the technical and economic vocabulary of the advocates of nuclear energy may receive text scaling positions slightly closer to the pro-nuclear camp.

Thus far, our results match our expectations well, clearly showing less party discipline in speech-making than observed through voting. A further test of how speech differs from the party line will be to see if we can explain the gap between spoken positions and positions from voting as the result of political variables specific to each speaker, rather than methodological artifacts stemming from different data structures and estimation methods.

## 5.1 Explaining Text Scaling Positions

The energy debate linked together a new federal act and two anti-nuclear popular initiatives. The results of these referendums provide valuable information about voter preferences, both in

---

<sup>20</sup>In the Swiss case, voting constraints are not a result of strong whipping but of peer pressure and ideological cohesion (see section 2.1).

general and on the level of MPs' electoral districts (cantons).

Both popular initiatives against nuclear energy – the initiative for nuclear phaseout and the initiative for a 10-year ban on new nuclear plants – were rejected by the Swiss voters on May 18, 2003. However, from a regional perspective the rejection was not unequivocal: the city canton of Basel-Stadt embraced both initiatives by a substantial margin, and in surrounding Basel-Landschaft the moratorium initiative also received a majority. Moreover, there was substantial variation in the results between cantons. Figure 5 plots the variation by canton in support for both referendum measures. In the case of the phaseout initiative, for example, the share of support varied from 23% in the distinctive pro-nuclear canton of Aargau<sup>21</sup> and 52% in the most skeptical canton of Basel-Stadt.

The regional variation followed two main patterns. is not accidental. First, previous referendum results have shown that people living in rural areas as well as those in the French-speaking (western) part of Switzerland are less likely to share “green” positions. However, the maps in Figure 5 do not reveal a clear-cut picture which would satisfyingly explain the referendum results of 2003 (regarding contrasts between urban and rural areas the depicted regional entities are also too wide-meshed to draw valid conclusions). Furthermore, since our analysis only includes speeches in German language, we are not in a position to test the effect of language-related cultural variables.

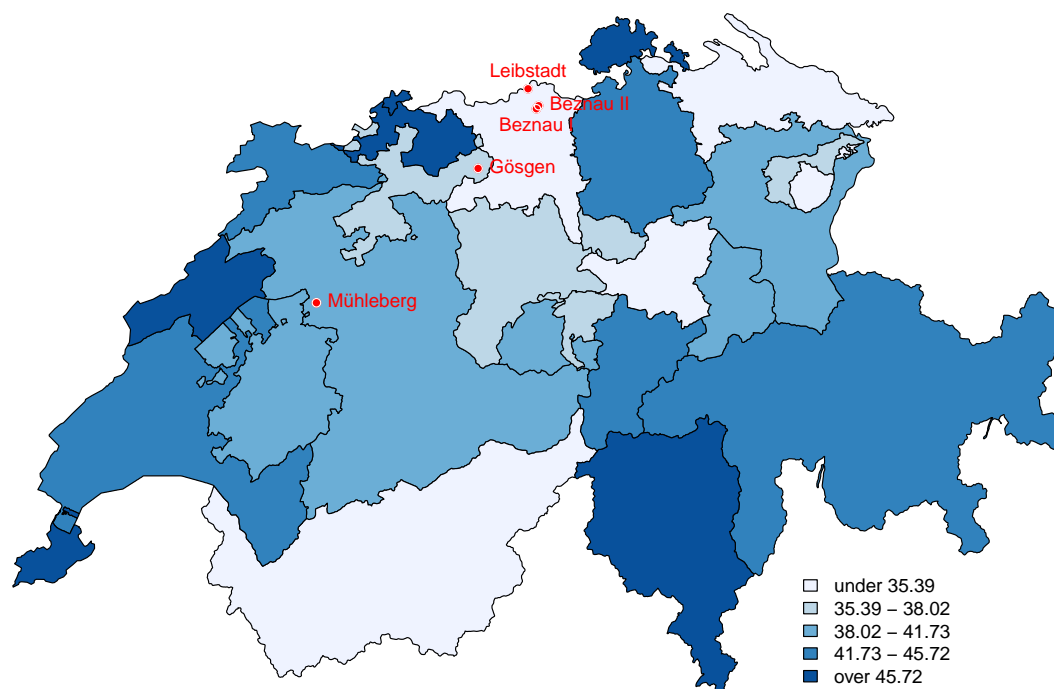
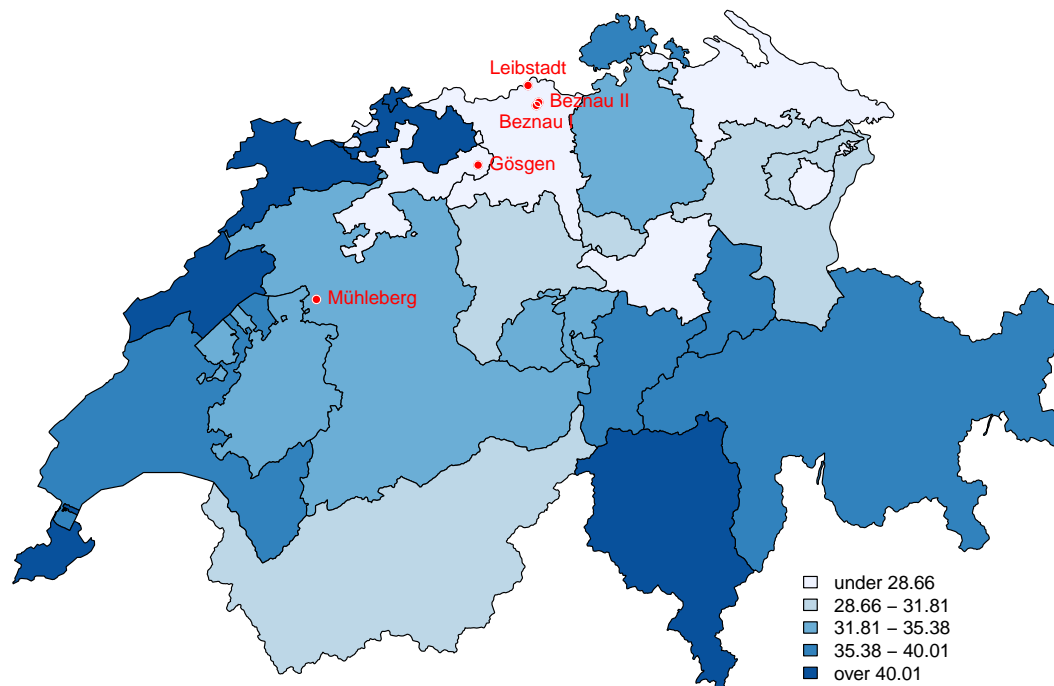
A second pattern combines personal concerns and financial federalism. People living in the wider area around the five nuclear plants share more or less the same risks, but for those living in the cantons where the nuclear plants are located the risks are somewhat outweighed by corporate tax revenues of the power plant operators and the income tax revenues of the highly qualified staff working in these sites.<sup>22</sup> Furthermore, the personal concern aspect extends to two French nuclear sites close to the Swiss border. The Fessenheim plant is most proximate to the cantons of Basel-Stadt, Basel-Landschaft and Jura (but also to nuclear-friendly canton of

---

<sup>21</sup>The canton of Aargau hosts 3 of Switzerland's 5 nuclear reactors, the country's interim storage facility for spent fuel elements, and the Paul Scherrer Institute (the energy research department of the Swiss Federal Institute of Technology ETH).

<sup>22</sup>One could even push this argument to the municipal level because Swiss tax competition also plays between municipalities within each canton which means that the best tax deal by far – apart from the direct view on a cooling tower in some sites – gets the municipality where the nuclear plant is located. In this paper we do not follow further this path but stay at cantonal level.

Figure 5: Regional variation in support for (a) nuclear phaseout and (b) the moratorium initiatives of May 18, 2003, and the locations of Switzerland's 5 active nuclear reactors.



Aargau), and until the mid-1990s there were seven French nuclear reactors near Geneva.<sup>23</sup>

Thus our theoretical expectation is that the signals MPs send in their speeches to their constituents follow the variation in regional concern (both in terms of health risks and unequal share of economic benefits): MPs from nuclear-friendly cantons and those from nuclear-skeptical cantons adapt their speeches accordingly (even if sometimes in a very subtle way).

Moreover, the post-referendum survey among voters (the so-called VOX analysis, see Blaser et al., 2003) with regard to the two energy-related popular initiatives found significant effects of a voter's age (younger voters) and sex (females) on approval of the two initiatives (apart from obvious variables like political affiliations, e.g. left-wing voters who sympathized with GPS or SP were heavily in favor of the initiatives).

Consequently we tested the explanatory power of the constituency preference measure (share of approval in the anti-nuclear referenda) for the text analysis results with a couple of linear regression models. Additional independent variables were: roll call vote estimates for the energy debate, party fixed effects (reference category is centrist CVP), MPs' age and sex.

Table 3 contains two reduced models (without constituency measures) and two full models including the district-level measures (approval rates in phaseout and moratorium referenda). The results confirm the theoretical expectations: in every model the effect of district preference on the text scalings is significant at .05 level or better.<sup>24</sup> The higher the support for the initiatives, the more to the left is the MP position in the text scaling. This is strong evidence that individual MPs were speaking to their constituencies, yet voting with their party. Even when controlling for party effects, legislators from constituencies more (or less) supportive of the phaseout and the moratorium adapted their speeches accordingly, regardless of their party's majority position that guided the legislator's vote.<sup>25</sup>

---

<sup>23</sup>Two of them, most notably the notoriously insecure Superphénix fast breeder reactor in Creys-Malville, were shut in 1994 and 1997 which partly explains why Geneva and other French-speaking cantons that were in favor of a nuclear phaseout in a 1990 referendum changed their majority position in 2003.

<sup>24</sup>This holds also true when we use Wordscores or Correspondence Analysis for text scalings (not reported here).

<sup>25</sup>The effects of the district level independent variables become non-significant when we run the same models with roll call ideal points as dependent variable (results not shown here). This corroborates our interpretation of the results. We thank an anonymous reviewer for this suggestion.

Table 3: *OLS Regression Models to Predict Text Scalings (Wordfish)*

	(1)	(2)	(3)	(4)
RCV idealpoints	<b>0.616</b> [0.537,0.696]	<b>0.428</b> [0.130,0.726]	<b>0.371</b> [0.105,0.638]	<b>0.390</b> [0.127,0.654]
Approval rate in phaseout referendum			<b>-0.016</b> [-0.031,-0.002]	
Approval rate in moratorium referendum				<b>-0.019</b> [-0.035,-0.003]
Age			-0.007 [-0.021,0.007]	-0.007 [-0.021,0.007]
Sex:female			0.230 [-0.056,0.515]	0.240 [-0.043,0.524]
Party EVP		-0.622 [-1.434,0.190]	-0.512 [-1.232,0.207]	-0.415 [-1.137,0.308]
Party FDP-Liberals		-0.086 [-0.718,0.546]	0.104 [-0.466,0.675]	0.123 [-0.445,0.690]
Party GPS		-0.746 [-1.500,0.008]	<b>-1.042</b> [-1.764,-0.320]	<b>-0.960</b> [-1.677,-0.242]
Party SP		<b>-0.754</b> [-1.437,-0.072]	<b>-0.858</b> [-1.484,-0.231]	<b>-0.773</b> [-1.405,-0.141]
Party SVP		-0.148 [-0.801,0.505]	-0.030 [-0.624,0.564]	-0.020 [-0.610,0.569]
Constant	<b>0.280</b> [0.151,0.409]	<b>0.653</b> [0.317,0.989]	<b>1.489</b> [0.572,2.406]	<b>1.661</b> [0.694,2.628]
Observations	30	30	30	30
Adjusted R <sup>2</sup>	0.888	0.893	0.917	0.919

*Note:* The models were estimated using the `lm` function in R. The models predict MP text scaling positions (Wordfish), showing OLS coefficients and corresponding 95%-confidence intervals, with any  $p \leq 0.05$  in bold.

## 6 Discussion

The direct comparison of roll call votes and speeches requires an institutional setting where MPs can express their preferences on a specific topic relatively unconstrained both in multiple votes and in speeches. Switzerland's legislature comes quite close to this ideal: The debate explored in our analysis involved 66 roll call votes, and we could show that there was relatively unbiased MP access to the microphone.

Our analysis of legislative speeches made during the crucial Swiss energy debate in 2002–2003 has shown that significant differences exist between estimates from roll call votes and estimates from texts. The estimates from roll call votes display some heterogeneity within party, but their most distinctive feature is a relative similarity between legislators of the same party, particularly among the highly united left. Far more heterogeneity, by contrast, appears in positions taken in legislative speeches during the debates. The results strongly support the hypothesis that MPs are less constrained in speeches than in votes.

Not only are preferences measured from legislative speech more heterogeneous than preferences measured from votes, but also this variation is neither random nor based on methodological artifacts (binary roll calls on the one hand and large word frequency tables on the other). Our analysis found that the vote shares at the district level in an energy policy referendum closely linked with the investigated energy debate are significantly related to how legislators spoke about the proposed bill during the parliamentary debates. The higher the anti-nuclear vote in the electoral constituency, the more anti-nuclear are the positions as measured by text scalings. This result reinforces our explanation of the observed differences found between roll call and text analysis, demonstrating that these differences may be explained by different levels of incentives on individual legislators who must balance party versus constituency concerns. MPs tended to adapt their speeches to constituencies, even when voting with their party's official position on the bill.

We have established that speech is more varied and less amenable to disciplinary actions by party leaders than votes, which tend largely on party lines even in less strongly whipped systems such as Switzerland. We have also shown that speeches made in parliament tend to be aimed at constituents based on political preferences specific to an MP's electoral district.

The question remains whether these findings are generalizable to other countries. In this regard two restrictions apply. First, our results are based on an in-depth study of a single debate. The selected energy policy debate still constitutes an important and very contentious piece of legislation in Switzerland. Results are expected to be different if less prominent or non-controversial examples are investigated. Second, whether the results are generalizable to other countries depends on the specific institutional setting, particularly regarding the degree of party discipline in votes and party control over speeches. We expect similar results in countries with weak party control over speeches and (relatively) high party discipline in roll calls.

Future research should focus on the difference between legislative voting and expressed positions through speech in systems with greater party discipline, or where speakers themselves may be censored as an extension of party discipline. Our analysis here however is a promising indication that the political speeches of MPs target a different audience than their votes, and that richer information about intra-party policy preferences can be found in the words that legislators use than in the votes they cast.

## References

- Benoit, Kenneth, Daniel Schwarz and Denise Traber. 2012. "The Sincerity of Political Speech in Parliamentary Systems: A Comparison of Ideal Points Scaling Using Legislative Speech and Votes." Paper presented at the 2nd Annual Conference of EPSA, Berlin, 19-21 June.
- Benoit, Kenneth and Michael Laver. 2006. *Party Policy in Modern Democracies*. London/New York: Routledge.
- Benoit, Kenneth and Will Lowe. 2013. "Validating Estimates of Latent Traits From Textual Data Using Human Judgment as a Benchmark." *Political Analysis* 21:298–313.
- Blaser, Cornelia, Nico van der Heiden, Fabian Mahnig and Thomas Milic. 2003. *Analyse der eidgenössischen Abstimmungen vom 18. Mai 2003*. Number 81 in "VOX" Bern/Zürich: GfS-Forschungsinstitut and Institut für Politikwissenschaft, Universität Zürich.
- Carey, John M. 2007. "Competing Principals, Political Institutions, and Party Unity in Legislative Voting." *American Journal of Political Science* 51(1):92–107.
- Carey, John M. 2009. *Legislative Voting and Accountability*. New York: Cambridge University Press.
- Carrubba, Clifford J., Matthew Gabel, Lacey Murrah, Ryan Clough, Elizabeth Montgomery and Rebecca Schambach. 2006. "Off the Record: Unrecorded Legislative Votes, Selection Bias and Roll-Call Analysis." *British Journal of Political Science* 36(4):691–704.



- Carrubba, Clifford, Matthew Gabel and Simon Hug. 2008. "Legislative Voting Behavior, Seen and Unseen: A Theory of Roll-Call Vote Selection." *Legislative Studies Quarterly* 33(4):543–572.
- Clinton, Joshua, Simon Jackman and Douglas Rivers. 2004. "The Statistical Analysis of Roll Call Data." *American Political Science Review* 98(2):355–370.
- Cox, Gary W. and Mathew D. McCubbins. 1993. *Legislative Leviathan. Party Government in the House*. Berkeley/Los Angeles: University of California Press.
- Damgaard, Erik. 1995. How Parties Control Committee Members. In *Parliaments and Majority Rule in Western Europe*, ed. Herbert Döring. Frankfurt a.M./New York: Campus/St. Martin's Press pp. 308–324.
- Döring, Herbert. 1995. Time as a Scarce Resource: Government Control of the Agenda. In *Parliamentary and Majority Rule in Western Europe*, ed. Herbert Döring. Frankfurt a.M./New York: Campus/St. Martin's Press pp. 223–246.
- Hertig, Hans-Peter. 1980. *Partei, Wählerschaft oder Verband? Entscheidungsfaktoren im eidgenössischen Parlament*. Bern: Francke Verlag.
- Hix, Simon. 2004. "Electoral Institutions and Legislative Behavior: Explaining Voting Defection in the European Parliament." *World Politics* 56(2).
- Hug, Simon. 2010. "Selection Effects in Roll Call Votes." *British Journal of Political Science* 40(1):225–235.
- Hug, Simon and Tobias Schulz. 2007. "Left-Right Positions of Political Parties in Switzerland." *Party Politics* 13(3):305–330.
- Ladner, Andreas. 2007. Political Parties. In *Handbook of Swiss Politics*, ed. Ulrich Klöti, Peter Knoepfel, Hanspeter Kriesi, Wolf Linder and Yannis Papadopoulos. Zürich: Neue Zürcher Zeitung Publishing pp. 159–188.
- Laver, Michael and Kenneth Benoit. 2002. "Locating TDs in Policy Spaces: Wordscoring Dáil Speeches." *Irish Political Studies* 17(1):59–73.
- Laver, Michael, Kenneth Benoit and John Garry. 2003. "Estimating the Policy Positions of Political Actors Using Words as Data." *American Political Science Review* 97(2):311–331.
- Linder, Wolf. 2010. *Swiss Democracy: Possible Solutions to Conflict in Multicultural Societies*. London: Palgrave Macmillan.
- Lowe, Will. 2008. "Understanding Wordscores." *Political Analysis* 16(4):356–371.
- Mayhew, David R. 1974. *Congress: The Electoral Connection*. New Haven: Yale University Press.
- Monroe, Burt L. and Ko Maeda. 2004. "Talk's cheap: Text-based ideal point estimation." Paper presented to the Political Methodology Society, Palo Alto, July 29–31.

- Owens, John E. 2006. Explaining Party Cohesion and Discipline in Democratic Legislatures: Purposiveness and Contexts. In *Cohesion and Discipline in Legislatures. Political Parties, Party Leadership, Parliamentary Committees and Governance*, ed. Reuven Y. Hazan. London/New York: Routledge pp. 12–40.
- Poole, Keith T. and Howard Rosenthal. 1997. *Congress: A Political-Economic History of Roll Call Voting*. Oxford/New York: Oxford University Press.
- Proksch, Sven-Oliver and Jonathan B. Slapin. 2010. “Position Taking in European Parliament Speeches.” *British Journal of Political Science* 40:587–611.
- Proksch, Sven-Oliver and Jonathan B. Slapin. 2012. “Institutional foundations of legislative speech.” *American Journal of Political Science* 56(3):520–537.
- Schwarz, Daniel. 2009. *Zwischen Fraktionszwang und freiem Mandat. Eine Untersuchung des fraktionsabweichenden Stimmverhaltens im schweizerischen Nationalrat zwischen 1996 und 2005*. Norderstedt: BoD.
- Schwarz, Daniel, André Bächtiger and Georg Lutz. 2011. Switzerland: Agenda-Setting Power of the Government in a Separation-of-Powers Framework. In *The Role of Governments in Legislative Agenda Setting*, ed. Bjørn Erik Rasch and George Tsebelis. Oxon/New York: Routledge pp. 127–144.
- Slapin, Jonathan B. and Sven-Oliver Proksch. 2008. “A scaling model for estimating time-series party positions from texts.” *American Journal of Political Science* 52(3):705–722.
- Slapin, Jonathan B. and Sven-Oliver Proksch. 2010. “Look who’s talking: Parliamentary debate in the European Union.” *European Union Politics* 11(3):333–357.
- Traber, Denise, Simon Hug and Pascal Sciarini. 2014. “Party Unity in the Swiss Parliament: The Electoral Connection.” *The Journal of Legislative Studies* 20(2):193–215.
- VanDoren, Peter M. 1990. “Can We Learn the Causes Of Congressional Decisions From Roll-Call Data?” *Legislative Studies Quarterly* 15(3):311–340.

## Appendix: Data Details

Regarding the institutional roles of some speakers we first excluded all speeches from parliamentary presidents because their speeches are always purely procedural. For instance, the president of a parliamentary chamber plays a nonpartisan role in Switzerland, and does not speak in debates or vote, except to break ties. This restriction included cutting 11 speeches from the parliamentary vice-president. We also eliminated all 42 speeches of the members of government. Government members (Federal Councilors) are not MPs; they neither vote nor do their speeches purely represent the interest of their respective parties since the government is organized as a collegial body. Finally, we also excluded 66 speeches from committee rapporteurs, because these speakers are charged with expressing the committee majority position, which is not necessarily their own, but rather aimed at presenting a balanced assessment of the committee debates and the reasoning that stands behind some of the most important decisions.

Apart from the exclusion of parliamentary presidents, committee rapporteurs and government members, we further eliminated 20 purely procedural speeches, such as when an MP asks

for the adjournment of the debate, or when a speaker issues short instructions, as well as 36 spontaneous interactions among MPs.<sup>26</sup>

The Swiss parliament is a multilingual body. Most MPs speak German or French, some Italian (and in specific situations like inaugural addresses of newly elected government members or in debates on cultural subjects some speeches may in parts be even in Rhaeto-Romanic language). Unlike the European Parliament (Proksch and Slapin, 2010) there is no official translation of the speeches. Thus there remain two research options: To translate the speeches (preferably automatically using systems like Google Translate, see Benoit, Schwarz and Traber, 2012) or to start with language-specific scalings. We employed the second option, restricting our analysis to the texts in German language. In doing so, we excluded 5 French-speaking MPs from our analysis.

Finally, we removed all MPs from the analysis whose concatenated texts were shorter than 500 words (which is about one letter-size page of German text). The 500-word threshold is purely empirically defined, based on the fact that text scalings with all three methods we employed (Wordscores, Wordfish, and correspondence analysis) tended to produce implausible results for less talkative MPs.

---

<sup>26</sup>Procedural example: “Ich möchte Ihnen nur schnell sagen, dass wir uns darauf geeinigt haben, dass im Rahmen des Artikels 104 die Variante Ständerat des Wiederaufarbeitungsmoratoriums nochmals zur Abstimmung kommt.” Interaction example: “Herr Speck, Sie haben uns jetzt hier sehr rosige, zuversichtliche Zahlen vorgelesen. Ich frage mich, warum Sie dann so Angst haben und sich dermassen gegen diese Solidarhaftung wehren.”