



2-26-2020

Instruction Inspiration: A Charrette for Music Librarians

Rachel Wishkoski

Utah State University, rachel.wishkoski@usu.edu

J. Sylvia Yang

DePauw University, zouayang@depauw.edu

Veronica Wells

University of the Pacific, vwells@pacific.edu

Angela Pratesi

University of Northern Iowa, angela.pratesi@uni.edu

Grace Haynes

Michigan State University, haynesg3@msu.edu

Follow this and additional works at: <https://scholarlycommons.pacific.edu/libraries-pres>




Part of the [Information Literacy Commons](#), and the [Music Commons](#)

Recommended Citation

Wishkoski, R., Yang, J. S., Wells, V., Pratesi, A., & Haynes, G. (2020). Instruction Inspiration: A Charrette for Music Librarians. Paper presented at Music Library Association Meeting in Norfolk, VA.

<https://scholarlycommons.pacific.edu/libraries-pres/194>

This Conference Presentation is brought to you for free and open access by the University Libraries at Scholarly Commons. It has been accepted for inclusion in University Libraries Librarian and Staff Presentations by an authorized administrator of Scholarly Commons. For more information, please contact mgibney@pacific.edu.



MUSIC LIBRARY
ASSOCIATION
ANNUAL MEETING
FEB 29, 2020
11AM - 12:25PM

Instruction Inspiration: A Charrette for Music Instruction Librarians

RACHEL WISHKOSKI, GRACE HAYNES, VERONICA
WELLS, ANGELA PRATESI, Z. SYLVIA YANG

Overview

- Engage in focused small-group sharing and brainstorming
- Give and receive actionable feedback to refresh your instruction
- Experience a model for peer feedback you can bring back to your institution
- Begin to form a teaching community of practice through the sharing of ideas and materials

Agenda

- | | |
|-------------|--|
| 11:00–11:10 | Introductions |
| 11:10–11:20 | Modeling feedback on a teaching scenario |
| 11:20–11:25 | Individual reflection |
| 11:25–12:10 | Charrette groups (3 rounds) |
| 12:10–12:25 | Debrief discussion |

What is a charrette?

Coming from architecture praxis and used in multiple design disciplines, a charrette is a structured period of intense feedback where participants work together to solve a design problem.



Charrette Structures and Materials


3 Rounds of 15 mins each:

- 5 mins for creator, 10 mins for feedback
- In groups of 3


Handouts:

- Agenda and reflection prompts
- Guiding questions


Possible Areas for Discussion




- Strengths
- Learning outcomes
- Clarity




- Assumptions
- Sticking points

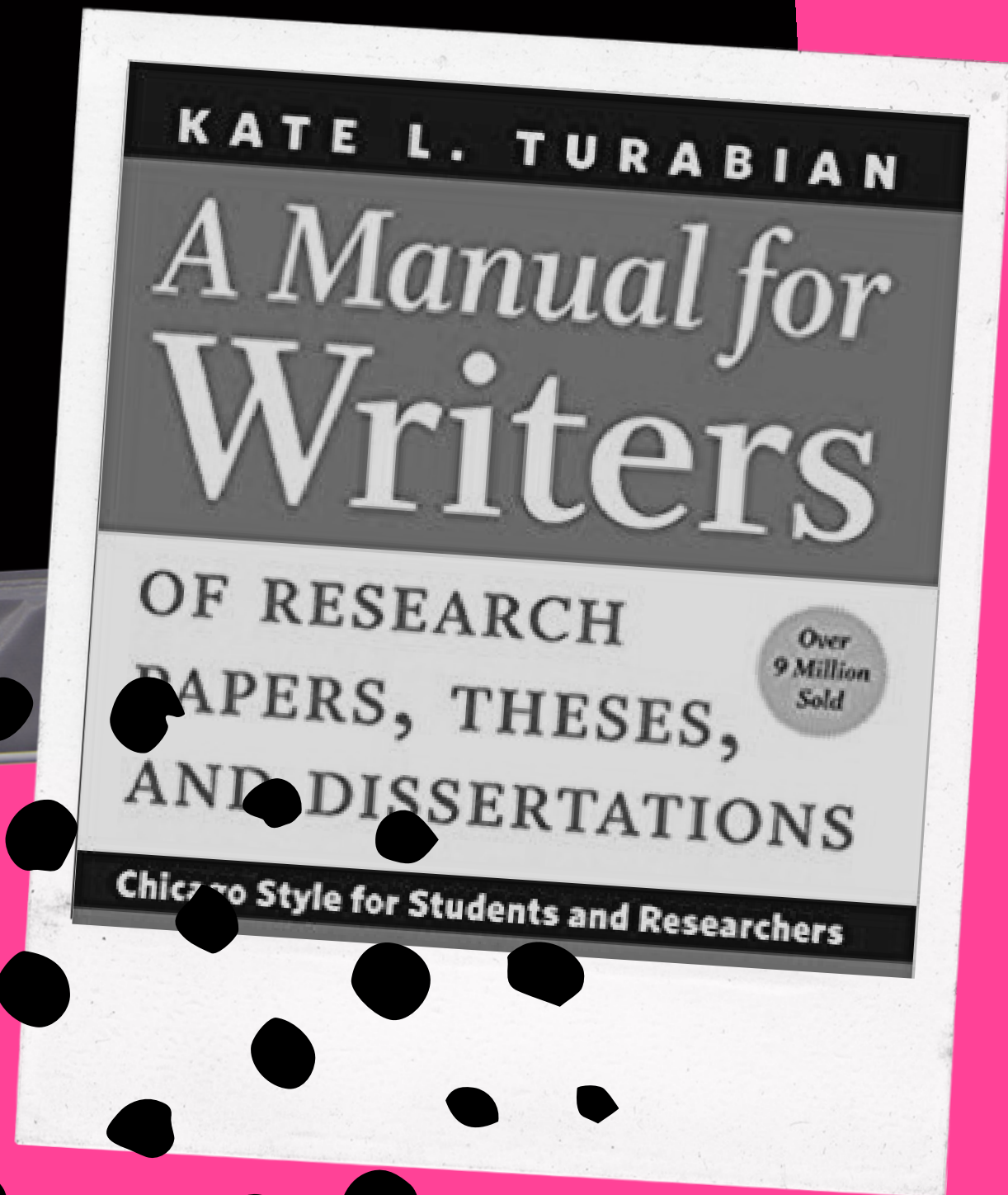


- Inclusive Design
- Engagement
- Scaffolding



- Assessment
- ACRL Framework





Modeling feedback on a teaching scenario:

How can I make teaching citations an engaging and integrated part of the instruction process?

INDIVIDUAL REFLECTION

What challenges are you encountering that you are finding difficult to resolve?

In what areas would you like feedback?

Charrette Rounds

Round 1

11:25–11:40

Round 2

11:40–11:55

Round 3

11:55–12:10

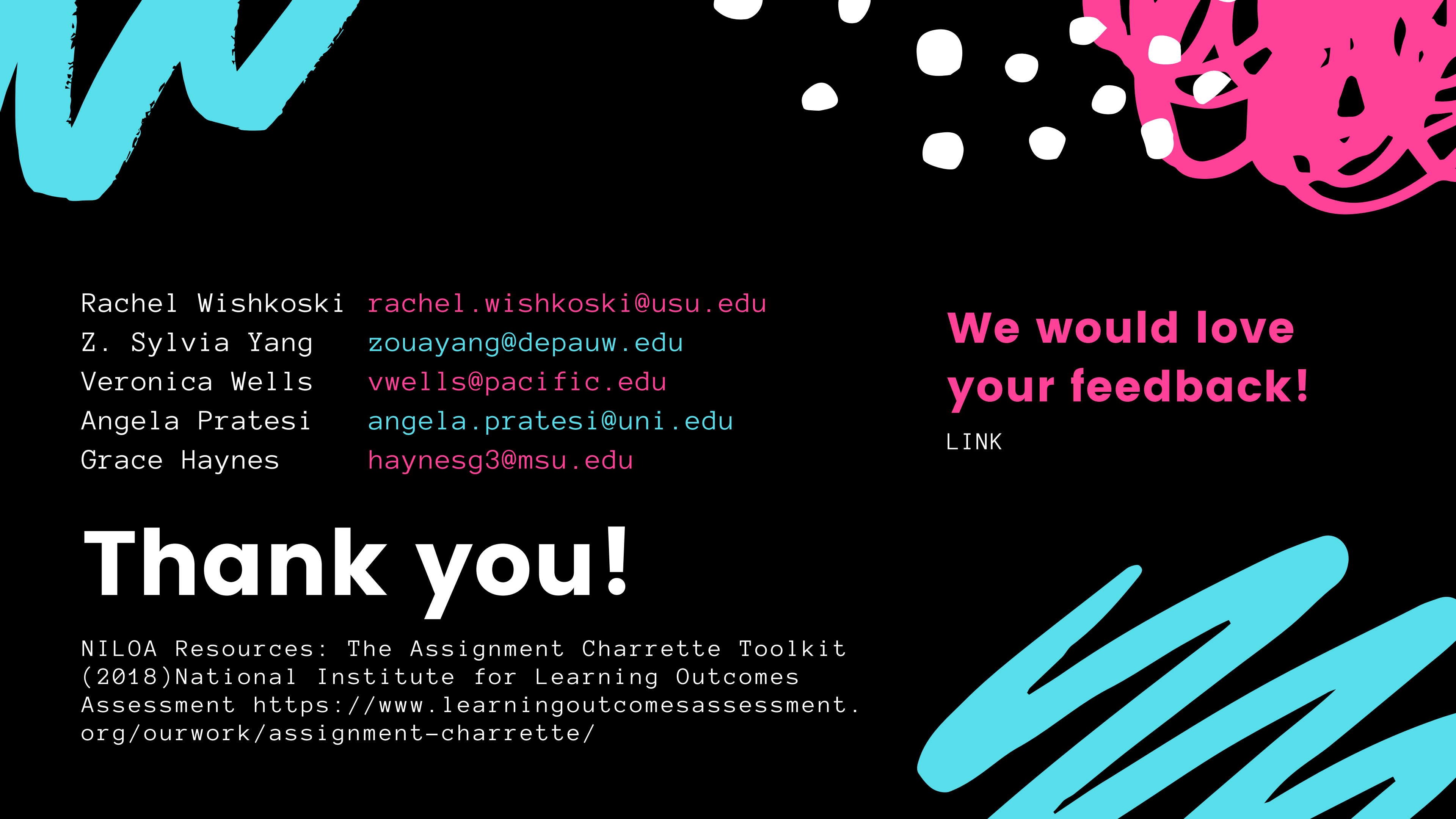


Debrief Discussion

Feedback you received that was particularly valuable or insightful?

Cool things you learned about that someone in your group is doing?

Thoughts or observations about the charrette process?



Rachel Wishkoski rachel.wishkoski@usu.edu
Z. Sylvia Yang zouayang@depauw.edu
Veronica Wells vwells@pacific.edu
Angela Pratesi angela.pratesi@uni.edu
Grace Haynes haynesg3@msu.edu

**We would love
your feedback!**

LINK

Thank you!

NILOA Resources: The Assignment Charrette Toolkit
(2018) National Institute for Learning Outcomes
Assessment <https://www.learningoutcomesassessment.org/ourwork/assignment-charrette/>