



# Document details

< Back to results | 1 of 1

Export Download Print E-mail Save to PDF Add to List More... >

[Full Text](#) View at Publisher

Saudi Journal of Biological Sciences [Open Access](#)  
Volume 27, Issue 6, June 2020, Pages 1596-1601

## Extraction and characterization of gelatin from camel skin (potential halal gelatin) and production of gelatin nanoparticles (Article) [Open Access](#)

Ahmed, M.A.<sup>a</sup> Al-Kahtani, H.A.<sup>a</sup> Jaswir, I.<sup>b</sup> AbuTarboush, H.<sup>a</sup> Ismail, E.A.<sup>c</sup>

<sup>a</sup>Food Science & Nutrition Department, College of Food & Agriculture Sciences, King Saud University, P.O. Box 2460, Riyadh, 11451, Saudi Arabia

<sup>b</sup>International Institute for Halal Research and Training (INHART), International Islamic University Malaysia (IIUM), P.O. Box 10, Kuala Lumpur, Malaysia

<sup>c</sup>Department of Food Science, Faculty of Agriculture, Benha University, Benha, 13518, Egypt

### Abstract

[View references \(18\)](#)

Gelatin is used as an ingredient in both food and non-food industries as a gelling agent, stabilizer, thickener, emulsifier, and film former. Porcine skins, bovine hides, and cattle bones are the most common sources of gelatin. However, mammalian gelatins are rejected by some consumers due to social, cultural, religious, or health-related concerns. In the present study, gelatin was obtained from camel skin as an alternative source using a combination of processing steps. Central composite design combined with response surface methodology was used to achieve high gelatin yields under different extraction conditions: temperatures of 40, 60, and 80 °C; pH values of 1, 4, and 7; and extraction times of 0.5, 2.0, and 3.5 min. Maximum gelatin yield from camel skin (29.1%) was achieved at 71.87 °C and pH 5.26 after 2.58 min. The extracted gelatin samples were characterized for amino acid profile, foaming capacity, film formation, foam stability, and gel strength (Bloom value). Gelatin nanoparticles were produced, and their morphology and zeta potential were determined. Bloom value of the camel skin gelatin was 340 g. Amino acid analysis revealed that the extracted gelatin showed high glycine and proline contents. Analysis of camel skin gelatin nanoparticle and functional properties revealed high suitability for food and non-food applications, with potential use in the growing global halal food market. © 2020 The Authors

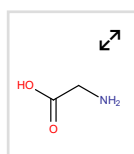
### SciVal Topic Prominence

Topic: Imino Acids | Gelatins | Gelatinization Temperature

Prominence percentile: 92.216

### Chemistry database information

#### Substances



#### Author keywords

[Bloom value](#) [Camel skin](#) [Characterization](#) [Extraction](#) [Gelatin](#) [Halal](#) [Optimization](#)

#### Funding details

Funding sponsor Funding number Acronym

Metrics [View all metrics >](#)



PlumX Metrics

Usage, Captures, Mentions, Social Media and Citations beyond Scopus.

Cited by 0 documents

Inform me when this document is cited in Scopus:

[Set citation alert >](#)

[Set citation feed >](#)

#### Related documents

Distinguishing tissue origin of bovine gelatin in processed products using LC/MS technique in combination with chemometrics tools

jannat, B. , Ghorbani, K. , Kouchaki, S. (2020) *Food Chemistry*

Bioinformatics analysis and detection of gelatinase encoded gene in *Lysinibacillusphaericus*

Repin, R.A.M. , Mutalib, S.A. , Shahimi, S. (2016) *AIP Conference Proceedings*

Chemistry and Physic Characterization of Milkfish (*Chanos chanos*) Gelatin from Tarakan, North Borneo, Indonesia

Hutapea, T.P.H. , Rukisah , Mulyadi (2020) *E3S Web of Conferences*

[View all related documents based on references](#)

[Find more related documents in Scopus based on:](#)

[Authors >](#) [Keywords >](#)

Funding sponsor	Funding number	Acronym
King Abdulaziz City for Science and Technology	12-AGR2487-02	KACST
National Plan for Science, Technology and Innovation		NPST

#### Funding text

This project was funded by the National Plan for Science, Technology and Innovation (MAARIFAH), King Abdulaziz City for Science and Technology, Kingdom of Saudi Arabia (award number: 12-AGR2487-02). The authors thank the Deanship of Scientific Research and RSSU at King Saud University for their technical support.

ISSN: 1319562X

Source Type: Journal

Original language: English




DOI: 10.1016/j.sjbs.2020.03.022

Document Type: Article

Publisher: Elsevier B.V.

#### References (18)

[View in search results format >](#)

All [Export](#)  [Print](#)  [E-mail](#)  [Save to PDF](#) [Create bibliography](#)

- 1 AACC International  
Approved methods of analysis  
(2010). Cited 957 times.  
11th ed. Cereals & Grains Association St. Paul, MN, USA
- 
- 2 Aewsiri, T., Benjakul, S., Visessanguan, W., Wierenga, P.A., Gruppen, H.  
Improvement of foaming properties of cuttlefish skin gelatin by modification with N-hydroxysuccinimide esters of fatty acid  
(2011) *Food Hydrocolloids*, 25 (5), pp. 1277-1284. Cited 13 times.  
doi: 10.1016/j.foodhyd.2010.11.027  
[View at Publisher](#)
- 
- 3 Ahsan, S.M., Rao, C.M.  
The role of surface charge in the desolvation process of gelatin: Implications in nanoparticle synthesis and modulation of drug release ([Open Access](#))  
(2017) *International Journal of Nanomedicine*, 12, pp. 795-808. Cited 15 times.  
<https://www.dovepress.com/getfile.php?fileID=34592>  
doi: 10.2147/IJN.S124938  
[View at Publisher](#)
- 
- 4 Al-Kahtani, H.A., Jaswir, I., Ismail, E.A., Ahmed, M.A., Monsur Hamed, A., Olorunnisola, S., Octavianti, F.  
Structural characteristics of camel-bone gelatin by demineralization and extraction ([Open Access](#))  
(2017) *International Journal of Food Properties*, 20 (11), pp. 2559-2568. Cited 4 times.  
[www.tandf.co.uk/journals/titles/10942912.asp](http://www.tandf.co.uk/journals/titles/10942912.asp)  
doi: 10.1080/10942912.2016.1244543  
[View at Publisher](#)
- 
- 5 Barbetta, A., Dentini, M., Zannoni, E.M., De Stefano, M.E.  
Tailoring the porosity and morphology of gelatin-methacrylate polyHIPE scaffolds for tissue engineering applications  
(2005) *Langmuir*, 21 (26), pp. 12333-12341. Cited 117 times.  
doi: 10.1021/la0520233  
[View at Publisher](#)

- 6 Boran, G., Regenstein, J.M.  
Fish gelatin  
(2010) *Advances in Food and Nutrition Research*, 60, pp. 119-143. Cited 58 times.  
[http://www.elsevier.com/wps/find/bookdescription.cws\\_home/704624/description#description](http://www.elsevier.com/wps/find/bookdescription.cws_home/704624/description#description)  
doi: 10.1016/S1043-4526(10)60005-8  
[View at Publisher](#)
- 
- 7 Coester, C.J., Langer, K., Von Briesen, H., Kreuter, J.  
Gelatin nanoparticles by two step desolvation - A new preparation method, surface modifications and cell uptake  
(2000) *Journal of Microencapsulation*, 17 (2), pp. 187-193. Cited 293 times.  
<http://www.tandfonline.com/loi/imnc20>  
doi: 10.1080/026520400288427  
[View at Publisher](#)
- 
- 8 Fuseini, A., Knowles, T.G., Lines, J.A., Hadley, P.J., Wotton, S.B.  
The stunning and slaughter of cattle within the EU: A review of the current situation with regard to the halal market  
(2016) *Animal Welfare*, 25 (3), pp. 365-376. Cited 15 times.  
<http://www.ingentaconnect.com/search/download?pub=infobike%3a%2f%2fufaw%2faw%2f2016%2f00000025%2f0000003%2fart00009&mimetype=application%2fpdf&exitTargetId=1469097777966>  
doi: 10.7120/09627286.25.3.365  
[View at Publisher](#)
- 
- 9 Gómez-Estaca, J., Montero, P., Fernández-Martín, F., Gómez-Guillén, M.C.  
Physico-chemical and film-forming properties of bovine-hide and tuna-skin gelatin: A comparative study  
(2009) *Journal of Food Engineering*, 90 (4), pp. 480-486. Cited 118 times.  
doi: 10.1016/j.jfoodeng.2008.07.022  
[View at Publisher](#)
- 
- 10 Gomez-Guillen, M.C., Gimenez, B., Lopez-Caballero, M.E., Montero, M.P.  
Functional and bioactive properties of collagen and gelatin from alternative sources: A review  
(2011) *Food Hydrocolloids*, 25 (8), pp. 1813-1827. Cited 847 times.  
doi: 10.1016/j.foodhyd.2011.02.007  
[View at Publisher](#)
- 
- 11 Herpandi, Huda, N., Adzitey, F.  
Fish bone and scale as a potential source of halal gelatin ([Open Access](#))  
(2011) *Journal of Fisheries and Aquatic Science*, 6 (4), pp. 379-389. Cited 21 times.  
<http://www.scialert.net/qredirect.php?doi=jfas.2011.379.389&linkid=pdf>  
doi: 10.3923/jfas.2011.379.389  
[View at Publisher](#)
- 
- 12 Lin, L., Regenstein, J.M., Lv, S., Lu, J., Jiang, S.  
An overview of gelatin derived from aquatic animals: Properties and modification  
(2017) *Trends in Food Science and Technology*, 68, pp. 102-112. Cited 27 times.  
[http://www.elsevier.com/wps/find/journaldescription.cws\\_home/601278/description#description](http://www.elsevier.com/wps/find/journaldescription.cws_home/601278/description#description)  
doi: 10.1016/j.tifs.2017.08.012  
[View at Publisher](#)
- 
- 13 Mariod, A.A., Adam, H.F.  
Review: Gelatin, source, extraction and industrial applications  
(2013) *Acta Scientiarum Polonorum, Technologia Alimentaria*, 12 (2), pp. 135-147. Cited 73 times.  
[http://www.food.actapol.net/pub/1\\_2\\_2013.pdf](http://www.food.actapol.net/pub/1_2_2013.pdf)

- 14 Nemati, M., Oveisi, M.R., Abdollahi, H., Sabzevari, O.  
Differentiation of bovine and porcine gelatins using principal component analysis

(2004) *Journal of Pharmaceutical and Biomedical Analysis*, 34 (3), pp. 485-492. Cited 81 times.

[www.elsevier.com/locate/jpba](http://www.elsevier.com/locate/jpba)

doi: 10.1016/S0731-7085(03)00574-0

[View at Publisher](#)

- 15 Nogrady, T., Weaver, D.F.  
(2005)  
(Eds.) *Medicinal Chemistry: A Molecular and Biochemical Approach*. Oxford University Press, 198 Madison Avenue, New York.  
<https://doi.org/10.1021/jm068018t>

- 16 Regenstein, J., Chaudry, M., Regenstein, C.  
The kosher and halal food laws  
(2003) *Compr. Rev. Food Sci. F*, 2, pp. 111-127. Cited 210 times.

- 17 Schrieber, R., Gareis, H.  
(2007)  
(Eds.) *Gelatine handbook: Theory and Industrial Practice*. Verlag GmbH & Co. KGaA, Weinheim.  
<http://www.gbv.de/dms/bs/toc/52737590x.pdf>

- 18 Toledano, O., Magdassi, S.  
Emulsification and foaming properties of hydrophobically modified gelatin

(1998) *Journal of Colloid and Interface Science*, 200 (2), pp. 235-240. Cited 56 times.

<http://www.elsevier.com/jinca/publications/store/6/2/2/8/6/1/index.htm>

doi: 10.1006/jcis.1997.5376

[View at Publisher](#)

🔍 Ahmed, M.A.; Food Science & Nutrition Department, College of Food & Agriculture Sciences, King Saud University, P.O. Box 2460, Riyadh, Saudi Arabia; email:masifa@ksu.edu.sa

© Copyright 2020 Elsevier B.V., All rights reserved.

[< Back to results](#) | 1 of 1

[^ Top of page](#)

## About Scopus

[What is Scopus](#)  
[Content coverage](#)  
[Scopus blog](#)  
[Scopus API](#)  
[Privacy matters](#)

## Language

[日本語に切り替える](#)  
[切换到简体中文](#)  
[切换到繁體中文](#)  
[Русский язык](#)

## Customer Service

[Help](#)  
[Contact us](#)

ELSEVIER

[Terms and conditions](#) ↗ [Privacy policy](#) ↗

Copyright © Elsevier B.V. All rights reserved. Scopus® is a registered trademark of Elsevier B.V.

We use cookies to help provide and enhance our service and tailor content. By continuing, you agree to the use of cookies.

 RELX