



Document details

< Back to results | 1 of 1

↗ Export ↓ Download 🖨️ Print ✉️ E-mail 📄 Save to PDF ☆ Add to List More... >

[Full Text](#) View at Publisher

Molecules [Open Access](#)

Volume 25, Issue 14, July 2020, Article number 3263

Modeling of Cu(II) adsorption from an aqueous solution using an Artificial Neural Network (ANN) (Article) [\(Open Access\)](#)

Khan, T.^{a,b} ✉️, Manan, T.S.B.^c ✉️, Isa, M.H.^d ✉️, Ghanim, A.A.J.^a ✉️, Beddu, S.^e ✉️, Jusoh, H.^f ✉️, Iqbal, M.S.^g ✉️, Ayele, G.T.^h ✉️, Jami, M.S.ⁱ ✉️

^aDepartment of Civil Engineering, Faculty of Engineering, Najran University, P.O Box 1988, King Abdulaziz Road, Najran, Saudi Arabia

^bCivil and Environmental Engineering Department, Universiti Teknologi PETRONAS, Seri Iskandar, Perak Darul Ridzuan, 32610, Malaysia

^cInstitute of Tropical Biodiversity and Sustainable Development, Universiti Malaysia Terengganu, Kuala Terengganu, 21300, Malaysia

[View additional affiliations](#) ▾

Abstract

[View references \(64\)](#)

This research optimized the adsorption performance of rice husk char (RHC4) for copper (Cu(II)) from an aqueous solution. Various physicochemical analyses such as Fourier transform infrared spectroscopy (FTIR), field-emission scanning electron microscopy (FESEM), carbon, hydrogen, nitrogen, and sulfur (CHNS) analysis, Brunauer-Emmett-Teller (BET) surface area analysis, bulk density (g/mL), ash content (%), pH, and pHZPC were performed to determine the characteristics of RHC4. The effects of operating variables such as the influences of aqueous pH, contact time, Cu(II) concentration, and doses of RHC4 on adsorption were studied. The maximum adsorption was achieved at 120 min of contact time, pH 6, and at 8 g/L of RHC4 dose. The prediction of percentage Cu(II) adsorption was investigated via an artificial neural network (ANN). The Fletcher-Reeves conjugate gradient backpropagation (BP) algorithm was the best fit among all of the tested algorithms (mean squared error (MSE) of 3.84 and R2 of 0.989). The pseudo-second-order kinetic model fitted well with the experimental data, thus indicating chemical adsorption. The intraparticle analysis showed that the adsorption process proceeded by boundary layer adsorption initially and by intraparticle diffusion at the later stage. The Langmuir and Freundlich isotherm models interpreted well the adsorption capacity and intensity. The thermodynamic parameters indicated that the adsorption of Cu(II) by RHC4 was spontaneous. The RHC4 adsorption capacity is comparable to other agricultural material-based adsorbents, making RHC4 competent for Cu(II) removal from wastewater. © 2020 by the authors.

SciVal Topic Prominence

Topic: Malachite Green | Isotherms | Methyl Orange

Prominence percentile: 99.214



Author keywords

[Adsorption](#) [Artificial neural network](#) [Heavy metal removal](#) [Rice husk char](#)

Funding details

Funding text

Metrics [View all metrics](#) >

Cited by 0 documents

Inform me when this document is cited in Scopus:

[Set citation alert](#) >

Related documents

Artificial Neural Network (ANN) for Modelling Adsorption of Lead (Pb (II)) from Aqueous Solution

Khan, T. , Mustafa, M.R.U. , Isa, M.H. (2017) *Water, Air, and Soil Pollution*

Adsorption and desorption of copper(II) ions onto garden grass

Hossain, M.A. , Ngo, H.H. , Guo, W.S. (2012) *Bioresource Technology*

Cr(VI) adsorption from aqueous solution by an agricultural waste based carbon

Khan, T. , Isa, M.H. , Ul Mustafa, M.R. (2016) *RSC Advances*

[View all related documents based on references](#)

[Find more related documents in Scopus based on:](#)




[Authors](#) > [Keywords](#) >

ISSN: 14203049
CODEN: MOLEF
Source Type: Journal
Original language: English

DOI: 10.3390/molecules25143263
PubMed ID: 32708928
Document Type: Article
Publisher: MDPI AG

References (64)

[View in search results format >](#)

All [Export](#)  Print  E-mail  Save to PDF [Create bibliography](#)

- 1 Ben-Ali, S., Jaouali, I., Souissi-Najar, S., Ouederni, A.
Characterization and adsorption capacity of raw pomegranate peel biosorbent for copper removal

(2017) *Journal of Cleaner Production*, Part 4 142, pp. 3809-3821. Cited 116 times.
doi: 10.1016/j.jclepro.2016.10.081

[View at Publisher](#)

- 2 Cheng, Z., Liu, X., Han, M., Ma, W.
Adsorption kinetic character of copper ions onto a modified chitosan transparent thin membrane from aqueous solution

(2010) *Journal of Hazardous Materials*, 182 (1-3), pp. 408-415. Cited 96 times.
doi: 10.1016/j.jhazmat.2010.06.048

[View at Publisher](#)

- 3 Zeng, X., Ruckenstein, E.
Supported chitosan-dye affinity membranes and their protein adsorption

(1996) *Journal of Membrane Science*, 117 (1-2), pp. 271-278. Cited 89 times.
www.elsevier.com/locate/memsci
doi: 10.1016/0376-7388(96)00079-8

[View at Publisher](#)

- 4 Beppu, M.M., Arruda, E.J., Vieira, R.S., Santos, N.N.
Adsorption of Cu(II) on porous chitosan membranes functionalized with histidine

(2004) *Journal of Membrane Science*, 240 (1-2), pp. 227-235. Cited 103 times.
doi: 10.1016/j.memsci.2004.04.025

[View at Publisher](#)

- 5 Bhattacharyya, K.G., Gupta, S.S.
Kaolinite, montmorillonite, and their modified derivatives as adsorbents for removal of Cu(II) from aqueous solution

(2006) *Separation and Purification Technology*, 50 (3), pp. 388-397. Cited 209 times.
doi: 10.1016/j.seppur.2005.12.014

[View at Publisher](#)