



25th National and 2nd International Scientific Conference



moNGeometrija

2010

Serbia | Belgrade | June 24th - 27th | www.mongeometrija.org

UNDER THE AUSPICES OF:

Republic of Serbia - Ministry of Science and Technological Development

Faculty of Architecture in Belgrade

Faculty of Mechanical Engineering in Belgrade

Faculty of Civil Engineering in Belgrade

Faculty of Forestry in Belgrade

Faculty of Transport and Traffic Engineering in Belgrade

Faculty of Applied Arts in Belgrade

**25th National and 2nd International
Scientific Conference**

moNGeometrija 2010

Publisher | *Izdavač*

Faculty of Architecture in Belgrade
Arhitektonski fakultet u Beogradu

Serbian Society for
Geometry and Graphics
*Srpsko udruženje za
geometriju i grafiku
SUGIG*

Editor-in-Chief | *Glavni urednik*

Ph.D. Miodrag Nestorović

Title of Publication

PROCEEDINGS | *BILTEN*

Reviewers | *Recezent*

Ph. D. Miodrag Nestorović
Ph. D. Aleksandar Čučaković
Ph. D. Marija Obradović
Ph. D. Branislav Popkonstantinović
M. Sc. Magdalena Dimitrijević
M. Sc. Slobodan Mišić

Co-Editor | *Zamenik urednika*

M. Sc. Magdalena Dimitrijević

Text formatting

Miljan Radunović, Ph. D. Candidate

ISBN 978-86-7924-040-8

Numbers of copies printed | Tiraž: 100

Printing | Štampa:

All rights reserved. No parts of this publication may be reprinted without
either the prior written permission of the publisher.

*Izdavač zadržava sva prava.
Reprodukcija pojedinih delova ili celine nije dozvoljena.*

Conference Organizers

Main Organizers

Faculty of Architecture, Belgrade
Faculty of Mechanical Engineering, Belgrade

Co-organizers

Faculty of Civil Engineering, Belgrade
Faculty of Forestry, Belgrade
Faculty of Transport and Traffic Engineering, Belgrade
Faculty of Applied Arts, Belgrade

Conference Committees

Executive Committee

Ph.D. **Miodrag Nestorović**, Full professor, Faculty of Architecture, Belgrade
Ph.D. **Branislav Popkonstantinović**, Associate professor, Faculty of Mechanical Engineering, Belgrade
Ph.D. **Biserka Marković**, Full professor, Faculty of Civil Engineering and Architecture, Niš
Ph.D. **Aleksandar Čučaković**, Associate professor, Faculty of Civil Engineering, Belgrade
Ph.D. **Radovan Štulić**, Full professor, Faculty of Technical Sciences, Novi Sad
Ph.D. **Ljubica Velimirović**, Full professor, Faculty of Science and Mathematics, Niš

Supervisory Committee

Ph.D. **Miodrag Stoimenov**, Associate professor, Faculty of Mechanical Engineering, Belgrade
M.Sc. **Zorana Jeli**, Lecturer Assistant, Faculty of Mechanical Engineering, Belgrade
Ph.D. **Ratko Obradović**, Associate professor, Faculty of Technical Sciences, Novi Sad
Ph.D. **Jelisava Kalezić**, Associate professor, Faculty of Civil Engineering, Podgorica, Montenegro
M.Sc. **Marija Jevrić**, Lecturer Assistant, Faculty of Civil Engineering, Podgorica, Montenegro
Ph.D. **Ljiljana Petruševski**, Associate professor, Faculty of Architecture, Belgrade
Ph.D. **Dragan Petrović**, Associate professor, Faculty of Mechanical Engineering, Belgrade
Dr **Mirjana Devetaković Radojević**, Docent, Faculty of Architecture, Belgrade
M.Sc. **Gordana Đukanović**, Lecturer Assistant, Faculty of Forestry, Belgrade
Maja Petrović, architect, Faculty of Transport and Traffic Engineering, Belgrade

Organizational Committee

Ph.D. **Vladimir Mako**, Dean of the Faculty of Architecture, Belgrade
Ph.D. **Đorđe Vuksanović**, Dean of the Faculty of Civil Engineering, Belgrade
Ph.D. **Milorad Milovančević**, Dean of the Faculty of Mechanical Engineering, Belgrade
Ph.D. **Milan Medarević**, Dean of the Faculty of Forestry, Belgrade
Ph.D. **Slobodan Gvozdenović**, Dean of the Faculty of Transport and Traffic Engineering, Belgrade
Ph.D. **Vladimir Kostić**, Dean of the Faculty of Applied Arts, Belgrade
Ph.D. **Aleksandar Čučaković**, Associate professor, Faculty of Civil Engineering, Belgrade
Ph.D. **Branislav Popkonstantinović**, Associate professor, Faculty of Mechanical Engineering, Belgrade
Ph.D. **Marija Obradović**, Docent, Faculty of Civil Engineering, Belgrade
M.Sc. **Magdalena Dimitrijević**, Lecturer assistant, Faculty of Civil Engineering, Belgrade
M.Sc. **Slobodan Mišić**, Lecturer assistant, Faculty of Civil Engineering, Belgrade
M.Sc. **Biserka Nestorović**, Lecturer assistant, Faculty of Forestry, Belgrade
M.Sc. **Biljana Jović**, Lecturer assistant, Faculty of Forestry, Belgrade

Scientific Review Committee

Professor **Đorđe Zloković**, Member of Serbian Academy of Sciences and Arts, Department of Technical Sciences, Belgrade
Ph.D. **Miodrag Nestorović**, Full professor, Faculty of Architecture, Belgrade
Ph.D. **Hellmuth Stachel**, University of Technology Vienna, Austria
Ph.D. **Gunter Weiss**, Technical University of Dresden, Germany
Ph.D. **Emil Molnar**, Technical University of Budapest, Hungary
Ph.D. **Aleksander Dvoretzky**, Kiev National University of Building and Architecture, Ukraine
Ph.D. **Milena Stavrić**, TU Graz, Institut für Architektur und Medien, Austria
Ph.D. **Aleksandar Veg**, Full professor, Faculty of Mechanical Engineering, Belgrade
Ph.D. **Aleksandar Čučaković**, Associate professor, Faculty of Civil Engineering, Belgrade
Ph.D. **Natasa Danilova**, Faculty of Civil engineering, Architecture and Geodesy, Sofia, Bulgaria
Ph.D. **Carmen Marza**, Technical University of Cluj-Napoca, Romania
Ph.D. **Sonja Gorjanc**, Faculty of Civil Engineering, Zagreb, Croatia, Hrvatska
Ph.D. **Marija Obradović**, docent, Faculty of Civil Engineering, Belgrade
M.Sc. **Branko Pavić**, Full professor, Faculty of Architecture, Belgrade
Ph.D. **Ivana Marcikić**, Full professor, Faculty of Applied Arts, Belgrade
Ph.D. **Hranislav Anđelković**, Retired full professor, Faculty of Civil Engineering and Architecture, Niš
Ph.D. **Miroslav Marković**, Retired full professor, Faculty of Civil Engineering and Architecture, Niš
Ph.D. **Lazar Dovniković**, Retired full professor, Faculty of Technical Sciences, Novi Sad

Topics

Theoretical geometry, exposed by synthetical or analytical methodology:

- * Descriptive and constructive geometry
- * Projective geometry
- * Central projection, Perspective and Restitution
- * Cartography
- * Theory of Polyhedra
- * Fractal geometry

Geometry and Graphics applied in Engineering and Architecture:

- * Engineering graphics
- * Computational geometry (algorithms, computer modeling of abstract geometrical objects, structures, procedures and operations)
- * Computer Aided Design and Drafting; Geometric and Solid Modeling; Product Modeling; Image Synthesis; Pattern Recognition; Digital Image Processing; Graphics Standards; Scientific and Technical Visualization
- * Kinematics Geometry and Mechanisms
- * Applications of Polyhedra theory
- * Fractals
- * Computational restitution
- * Stereoscopy and Stereography
- * Virtual reality

Geometry applied in Visual Arts and Design:

- * Theory and application of Visual Aesthetics
- * Geometrical and mathematical criteria of Aesthetic values
- * Perception and meaning of colors
- * Geometrical forms applied in Visual Arts
- * Optical illusions and its applications

History of Geometry:

- * Famous scientist and their contribution
- * Origin, derivation and development of particular geometrical branches
- * History of geometrical education

Education and didactics:

- * Descriptive Geometry and Graphics Education, including the Reform of Education
- * Education Technology Research
- * Multimedia Educational Software Development
- * Virtual Reality Educational Systems
- * Educational Software Development Tools Research and so on

CONSTRUCTING THE EGG CURVES USING THE GOLDEN RATIO OF PENTAGON

Maja Petrović¹¹⁷
Marija Obradović¹¹⁸

RESUME

In the paper it is considered a construction of an egg curve obtained by continual joining of the circular arcs with three different centers. These three centers form sharp or flat triangles of the pentagon (sharp and flat triangles are the basic building shapes of Penrose tiling). They have many relationships with both the Fibonacci numbers and Phi. In such an egg curve, it is possible to inscribe two juxtaposed pentagons. We give also another construction which employs several, even infinite number of the pentagons. Those pentagons are forming a sequence related to Fibonacci sequence. The construction using the flat triangles will provide a curve which ratio between length of the perimeter and the sum of the length of its minor and major axes will give the coefficient Φ .

Key words: *pentagon, egg curve, golden ratio, circular arc*

¹¹⁷ Assistant Trainee, Faculty of Transport and Traffic Engineering, Belgrade, Serbia

¹¹⁸ Associate Professor, PhD, Faculty of Civil Engineering, Belgrade, Serbia

1. INTRODUCTION

Forming a planar curve using the method of continuation of circular arcs does not require a complicated geometric construction, or exact mathematical formula. This construction has a practical application in the designing.

The construction of egg-shaped curve by method of 45° angle (**Figure 1**): At the first semicircle of radius r with center C_1 , there are attached, symmetrically on the both sides of it, the two eighth of circle twice the larger radii ($2r$) with centers C_2 and C_3 which are located at the endpoints of the semicircle. Then there is attached another quarter circle arc, with center C_4 , set in the intersection of the radii of the previous arcs lined at an angle of 45° respectively to the axis of the curve, with radius $a=2r-r\sqrt{2}$.

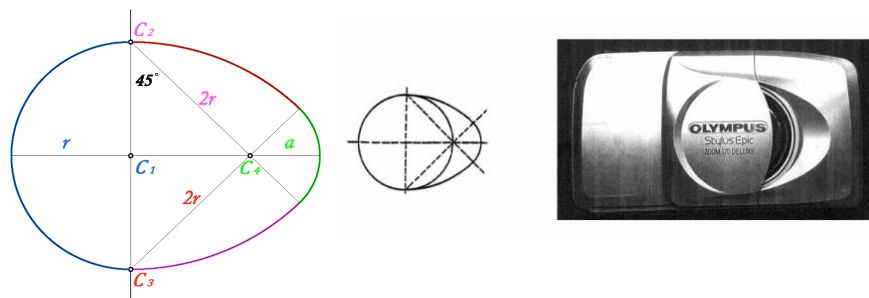
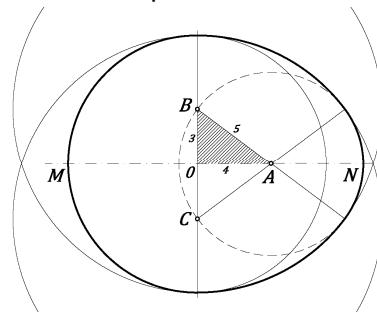


Figure 1: Construction Of The Egg Curve By The Method Of 45° Angle

The egg-shaped plane figure formed with continuous circular arcs centered on the vertices of the Pythagorean triangle **AOB** - **the method 345** - is shown in the **Figure 2**: The first semi-circle with center **A** has the radius **AN = 5** (Pythagorean hypotenuse of a triangle), the other one is centered at the point **B** twice the larger radius, while the third circular arc with center at the point **O** has the radius equal to the sum of the laterals of the



of the laterals of the

Pythagorean triangle ($3 + 4 = 7$).

Figure 2: Construction Of The Egg Curve By The Method „345“

1.1 The Construction Of Egg-Shaped Curves With 3, 4 Or 5 Points

In the book *Mathographics (Mathographics - How to draw a real Chicken Egg)*, the mathematician Robert Dixon shows the constructions of seven egg-shaped curves, using circular arcs continuing to each other, and he called such an egg - the Euclidean egg (Egg Euclidean) which is shown in the **figure 3**.

Dixon's Euclidean Eggs

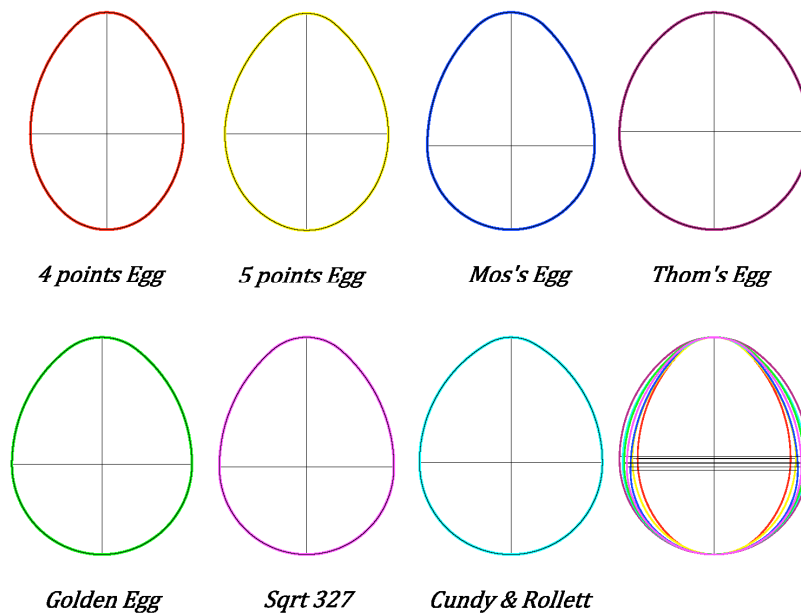


Figure 3: The Egg Curves Obtained By Robert Dixon Construction

This paper deals with one of the possible construction of the golden egg using the described methods.

1.2 Connection Of The Golden Section And The Construction Of Egg-Shaped Curve - The Method Of 45° Angle

The **figure 4** presents the previously described method of **45°** angle, associated with the golden section. For the specific value of the initial semicircle radius, we may observe more easily the construction of the golden egg.

If the first arc, semicircle, would have the radius $r = \Phi$ with the center at the point **O**, the second (and the third) arc, centered at the point **H** (and **G**) of the radius twice as large - would value 2Φ , then the fourth arc, quarter of the circle centered at the point **I** would have the radius p .

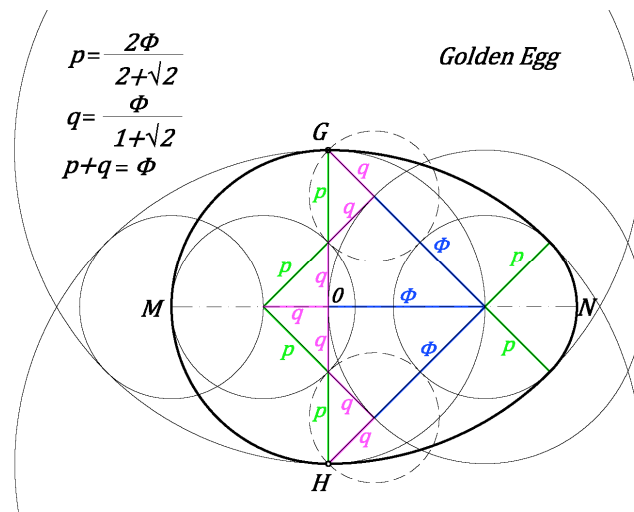


Figure 4: The Golden Egg Curve Construction By The Method Of 45° Angle

2. THE EGG CURVE AND THE GOLDEN SECTION

2.1. Constructing The Egg Shaped Curve Using The Regular Pentagon

Forming the egg-shaped curve using two inserted pentagons, by the method "345" of continuous circular arcs can produce the golden egg (Fig. 5).

The circular arc l_1 , with the center at the point C_1 has the radius of 1 , the circular arc l_2 centered at the point C_2 has the radius $1 + \Phi$, while the circular arc l_3 with the center at the point C_3 has the radius of Φ .

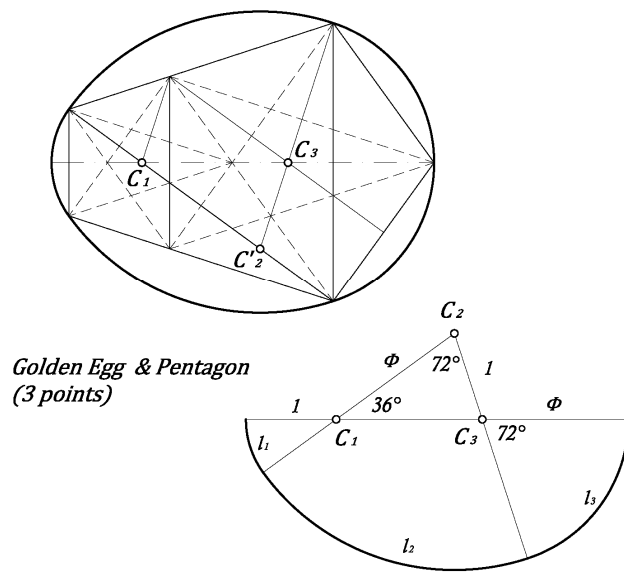


Figure 5: The Golden Egg And The Pentagon

For the previously described method, it is possible to obtain, by iteration, a series of egg shaped curves, which will be described in three, four, five, ... pentagons (Fig. 6).

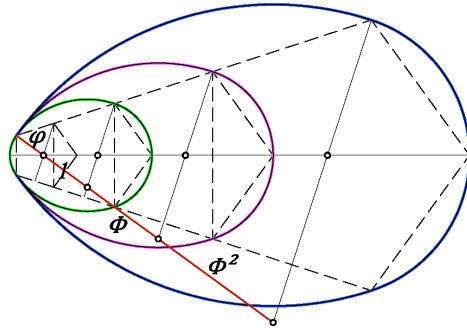


Figure 6: *The Golden Egg and the Series of Pentagons*

These curves may create interesting rosettes (**Fig.10**) which can be used in designing and arts.

2.2 The Construction Of The Egg Curve Using The Penrose Tiling Triangle

The golden Egg curve is primary obtained using the triangle formed by **Penrose tiling**¹¹⁹, so that the vertices of the triangle are the centers of circular arcs **C₁**, **C₂** and **C₃** (**Fig. 7**).

¹¹⁹ Kepler (Johannes Kepler, 1571-1630) was the one of the first scientists who investigated the paving (tiling) and symmetry of the pentagon (5-fold symmetry, *Harmonices Mundi*, Book II), and who also inspired Roger Penrose (Roger Penrose), to discover in 1973. and 1974. the three new sets of aperiodic pentagonal tiling with symmetry, that are used as models in geometry of quasicrystal structures.

For a blunt (flat) triangle of the Penrose tiling, with the angles of $36^\circ - 36^\circ - 108^\circ$ (Figure 9) there will be obtained the golden egg, ie. the curve which ratio between its volume and the sum of major and minor axis equals Φ .

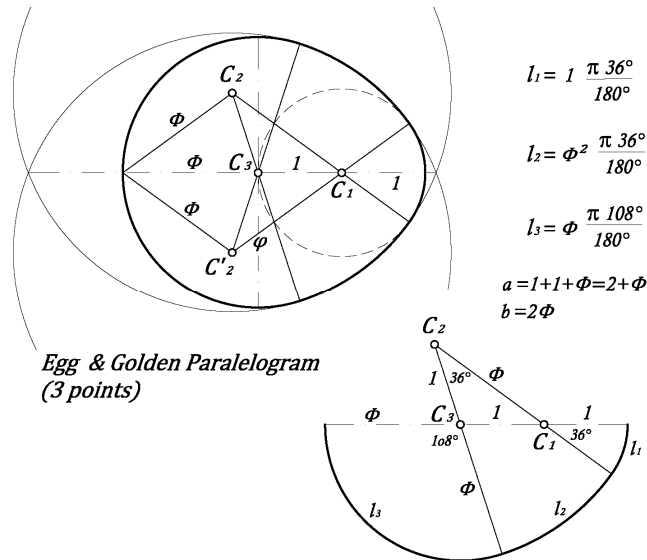


Figure 9: The Golden Egg And The Flat Triangle ($36^\circ - 36^\circ - 108^\circ$)

$$a+b=1+1+\Phi+2\Phi=2+3\Phi=\Phi^4$$

$$\begin{aligned}
 O &= 2(l_1 + l_2 + l_3) \\
 &= 2(1 + \Phi^2 + 3\Phi) \frac{\pi 36^\circ}{180^\circ} \\
 &= (1 + 1 + \Phi + 3\Phi) \frac{\pi 36^\circ}{90^\circ} \\
 &= (1 + 2\Phi) \frac{\pi 36^\circ}{45^\circ} \\
 &= \Phi^3 \frac{4}{5} \Phi^2 \frac{6}{5} \\
 &= \frac{24}{25} \Phi^5
 \end{aligned}$$

3. CONCLUSIONS

Construction of the egg shaped curves produced by the method of continuous circular arcs, so that the centers of these circles are vertices of the sharp or the flat triangles, and the construction of the curve using the pentagon were not yet presented. Thus, the resulting curve can be inspiring and can be used for further research:

- to create interesting rosettes (**Fig. 10**)
- to create aperiodic tiling, and so on.

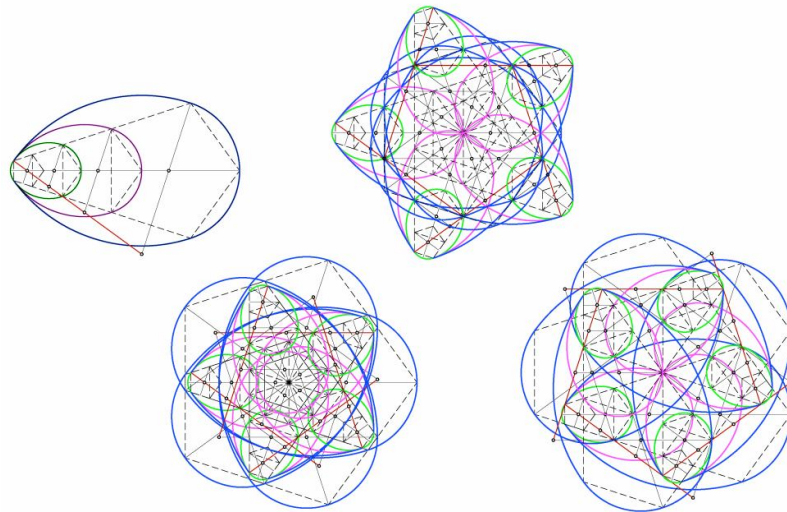


Figure 10: Rosettes formed by rotation of golden egg shaped curves

REFERENCES:

1. Johannes Kepler (1571 - 1630) : *New Astronomy*, Translated by William H. Donahue. Cambridge, U.K., 1992. Translation of *Astronomia Nova Aitiologetos, sev Physica Coelestis* (1609).
2. Dixon, R.: *The Drawing Out of an Egg*, New Sci., 290-295, 1982.
3. Dixon, R.: [Mathographics](#), New York, Dover, p. 3-11,75-78,159, 1991.
4. Gardner M.: *The Last Recreations, Hydras, Eggs, and Other Math.Mystifications*, Springer, New York, 45-50, 1997.
5. Gardner M.: *Extraordinary nonperiodic tiling that enriches the theory of tiles*, Mathematical Games, Scientific American, January, 1977, p. 110-121
6. Grunbaum B. and Shephard G. C.: *Tilings and Patterns*, Freeman, 1987.
7. Cundy H. and Rollett A. : [Mathematical Models, 3rd ed.](#) Stradbroke, England, Tarquin Pub., p. 19-21, 35, 1989.

8. Pritchard C.: [*The Changing Shape of Geometry : Celebrating a Century of Geometry and Geometry Teaching*](#), Cambridge, 2003
9. Atanassova K., Atanassova V., Shannon A. and Turner J.: [*New Visual Perspectives on Fibonacci Numbers*](#), World Scientific, 2002
10. Evan A. A.: *Practical Sheet And Plate Metal Work*, Chapter XVI. Hip And Sponge Baths Egg-Shaped Oval, Wellhausen Press, 2008.
11. <http://www.maths.surrey.ac.uk/hosted-sites/R.Knott/Fibonacci/phi2DGeomTrig.html>
12. Rojas C. C.: *Geometry of parabola according to the golden number*, vismath - [Visual Mathematics](#), Electronic journal, volume 4, No. 3, 2002, ISSN 1821-1437 <http://vismath7.tripod.com/rojas/index.html>
13. Carlos Calvimontes Rojas: *The golden triangle*
<http://urbtecto.zzl.org/GOLDEN.html>

<http://urbtecto.zzl.org/PENTACAEDRO.html>

<http://exapenta.zxq.net/CALVIMONT.html>
14. <http://numerodeoro.wordpress.com/aplicaciones-de-phimatrix/>
15. <http://intendo.net/penrose/info.html>
16. http://local.wasp.uwa.edu.au/~pbourke/texture_colour/nonperiodic/
17. EggMath: <http://chickscope.itg.uiuc.edu/explore/eggmth/>
18. Köller J. 2000.:
<http://www.mathematische-basteleien.de/eggcurves.htm>