



Indian Journal of Geo Marine Sciences
Vol. 49 (07), July 2020, pp. 1222-1228



Resource evaluation, stock, growth and mortality of the Bombay duck (*Harpodon nehereus* Hamilton, 1822) fishery in the coastal waters of Pakistan

M T Kalhoro^a, M Yongtong^{*a}, M A Kalhoro^b, S B H Shah^c, A M Memon^d, M Moshin^c & M A Dahri^a

^aCollege of Fisheries, Fisheries Economics and Management, Ocean University of China, Qingdao – 266 003, China

^bFaculty of Marine Science, Lasbela University of Agriculture, Water, and Marine Sciences, Uthal Balochistan – 90150, Pakistan

^cCollege of Economics, Ocean University of China, Qingdao – 266 003, China

^dDepartment of Fisheries Hyderabad, Government of Sindh – 71000, Pakistan

^eCollege of International Finance and Trade, Zhejiang Yuexiu University of Foreign Languages, Shaoxing – 312 000, China

*[E-mail: ytmu@ouc.edu.cn]

Received 08 July 2019; revised 08 August 2019

Bombay duck, *Harpodon nehereus* (Hamilton, 1822), harvested mainly by dol nets, has been a prolific fishery in the northern Arabian Sea. Monthly length composition data for *H. nehereus*, landed at the Karachi Fish Harbor (KFH) from July 2014 to June 2015 was used to determine growth, mortality and stock evaluation. Total 2252 specimen with an average of 19.171 ± 2.659 cm TL (14 to 28 cm total length), an average of 45.254 ± 23.113 g of 9 to 174 g (total body weight) analyzed. The data used in FiSAT-II applying ELEFAN-I package for estimating population dynamics. The estimated the growth parameters of von Bertalanffy $L_{\infty} = 29.40$ cm, $K = 0.610$ year⁻¹ and $t_0 = -0.359$ year⁻¹ with a phi $\phi' = 2.722$. The length-weight relationship was $W = 0.001L^{3.477}$ ($R^2 = 0.918$) and $b > 3$ is described as positive allometric growth. Total mortality was calculated at $Z = 1.800$ year⁻¹, natural mortality estimated at $M = 1.276$ year⁻¹ at 27 °C in addition, fishing mortality rate was 0.524 year⁻¹ is not much higher than the safe level ($F_{opt} = 0.638$ year⁻¹) and a little below edge ($F_{limit} = 0.850$ year⁻¹) biological reference points. Due to mortality and exploitation rate ($E = 0.291 < 0.50$), the population stock and reserves were underutilized.

[**Keywords:** Arabian Sea, Growth, *Harpodon nehereus*, Mortality, Pakistan]

Introduction

Fisheries play a significant role in state financial system which provides employment and food to the common people. Recently fish catch is decreasing due to anthropogenic activities and illegal, unreported, and unregulated (IUU) fishing nets¹. Pakistan coast is about 1120 km and divided into two parts including Sindh 348 km and Baluchistan 772 km (Fig. 1). Baluchistan coast is sharp, irregular between 12-32 km, bottom is generally rocky and also found few islands like Charna and Astole Island. Astola Island is declared as marine protected area due to special habitat and rich in biodiversity. Sindh coast has sandy and muddy bottom and the area extended 40 - 120 trawling ground and rich in mangroves and fisheries resources due to Indus River¹ (Fig. 1). *Harpodon nehereus* (Hamilton, 1822) Synodontidae family and commonly called as Bombay duck and is harvested mainly by Dol nets (stationary bag nets), has been a prolific fishery in the northern region of Arabian Sea, and key fishery resources of Pakistan. *H. nehereus* found at offshore deep waters on sandy and muddy bottom but also found at mouth of river during

monsoon season². Indus river freshwater creates suitable atmosphere for nursery for finfish, shellfish and other marine life³. Mostly fishery management is depending on estimating population dynamics, for example the length-weight relationships (LWR), growth and mortality, and exploitation parameters⁴. Different research work on different parameters has been conducted from Indian waters⁵. Some biological aspects and stock analysis have been studied from different area^{6,7}. There are different studies on fish stock assessment have been conducted on different fish species. Like stock assessment of *Nemipterus* spp.^{8,9}, *Portunus* spp.^{10,11}, Lizardfishes¹²⁻¹⁵, Indian scad, loligo and Indian oil sardine¹⁶⁻¹⁹ from Pakistani waters. Results shows that stock of single fishery from Pakistani waters are over-exploitation state and suggests few management steps to maintain fish stock at a sustainable state.

Maximum sustainable yield study was conducted from Pakistani waters¹⁵ but there was no work reported on length-weight and population dynamic parameters of Bombay duck fishery from Pakistani waters. The length-weight and length frequency

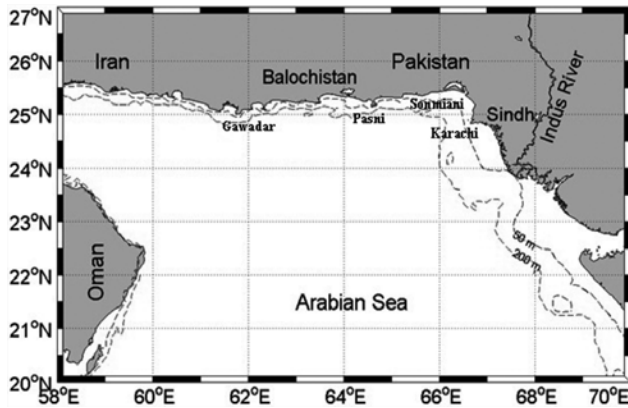


Fig. 1 — Pakistan coastline: showing fish harbors along Pakistan coast

distribution of Bombay duck were used from Pakistan for growth and mortality parameters using FISAT-II software. Present findings may be used for biological as well as fishery management particularly for this species.

Materials and Methods

Samples were collected on weekly bases during July 2014 to June 2015 from Karachi fish landing site. Fish samples brought to biological lab for further analysis and measurement. Total length and weight were analyzed in centimeters (cm) and grams (g), respectively.

Length weight relationship

Power function: $W = aL^b$ was used to determine the length-weight parameter of species. Total of 2252 pairs of length-weight relationship were measured as length (L) and weight (W) for *H. nehereus*. W is weight (g), L is length (TL) of fish in cm and a is constant condition factor and slope b.

Growth parameters

Von Bertalanffy growth function (VGBF) used to estimate length with age of *H. nehereus* using:

$$L_t = L_\infty (1 - \exp(-k(t - t_0)))$$

Where L_t was length at age t , L_∞ was asymptotic average maximum length, K was growth rate and t_0 was the hypothetical age at zero²⁰ calculated by empirical equation²¹:

$$\log_{10}(-t_0) = -0.3922 - 0.275 \log_{10} L_\infty - 1.038 \log_{10} k$$

Biological reference points

Biological reference points were calculated as: $F_{opt} = M$ following Gulland²².

Mortality rate

The length-converted catch curve method was used to analyze total mortality (Z)²¹, applying growth parameters (L_∞ and K).

Natural mortality was estimated following Pauly's formula as:

$$\log_{10}(M) = -0.006 - 0.279 \log_{10} L_\infty + 0.654 \log_{10}(K) + 0.6434 \log_{10}(T)$$

Where, L_∞ in cm and K is growth curve. T is sea surface temperature of Pakistani water at 27 °C. By subtract (M) from (Z) fishing mortality (F) was obtained, exploitation rate (E) was calculated from F/Z.

Virtual population analysis (VPA)

VPA for the *H. nehereus* was determined by using population parameter values into FiSAT software.

Growth performance index (phi)

phi, ϕ of *H. nehereus* was determined following Pauly and Munro²³ as:

$$\phi' = \log_{10} k + 2 \log_{10} L_\infty$$

Results

Length-weight relationship

Total 2252 pairs of length-weight pairs of *H. nehereus* were collected during July 2014 to June 2015, length and weight ranges from 14 to 28 cm and 15 to 151 g, respectively. The dominant length variety was 16 to 21 cm (Fig. 2). The average length and weight were 19.171 ± 2.659 cm TL (14 to 28 cm total length) an average of 45.254 ± 23.113 g of 9 to 174 g (total body weight) were examined. Relationship of length and weight was found at $W = 0.001L^{3.477}$ ($R^2 = 0.918$; Fig. 3).

Growth parameters

Length frequency data were analyzed using software FiSAT-II using the ELEFAN-I package for estimating population dynamics. The growth parameters of von Bertalanffy $L_\infty = 29.4$ cm, $K = 0.610$ year⁻¹ ($R_n = 0.306$) and $t_0 = -0.359$ year⁻¹ (Fig. 4).

Biological reference points

Biological reference points was $F_{opt} = 0.638 \text{ year}^{-1}$, which is less than exploitation rate and optimum fishing range.

Mortality rate

Total mortality (Z) calculated on basis of length converted catch curve and was found at $Z = 1.800 \text{ year}^{-1}$ (95 % CI = 1.65-1.95; Fig. 5). The black dots data selected for total mortality in which black dots

representing the larger size of fishes while yellow dots showing smaller fish species. The larger size fish species were selected to estimate the total mortality. The natural mortality estimated using growth rate and average sea surface temperature (SST) at 27 °C was $M = 1.276 \text{ year}^{-1}$. Fishing mortality (F) and exploitation rate (E) was estimated at 0.524, 0.291 year^{-1} , respectively (Fig. 6) from Pakistani waters.

Virtual population analysis

The VPA shows that most of the fish catch pressure was on the fish size from 20 to 28 cm (Fig. 7).

Growth performance index

Phi (ϕ) of *H. nehereus* was computed as 2.604 in Pakistani waters.

Discussion

Length-weight relationship

Relation of length and weight data provide the basic information about growth state of fish²⁴. This relationship can also be helpful to know fish feeding rate, maturity and metamorphosis²⁵. This relation compares the fatness and wellbeing condition of fish²⁴. Slope *b* equals to 3 describe isometric growth²³. The values less than 3 means negative allometric and values greater than 3 means positive allometric growth²⁶. The values equal to 3 means small fish and large fishes have same form of condition²⁷. Beverton & Holt²⁸ reported that *b* values going away from 3 are unusual in larger fishes.

Present study of *b* values for *H. nehereus* was 3.477 ($R^2 = 0.918$), which shows the allometric growth of this from Pakistani waters. Gayanilo *et al.*²⁶ confirmed the slope *b* values ranged between 2.5 to 3.5, and current study results are in the range of those values. R^2 ($R^2 = 0.918$) or goodness of fit values from present study shows that the sample size of this study

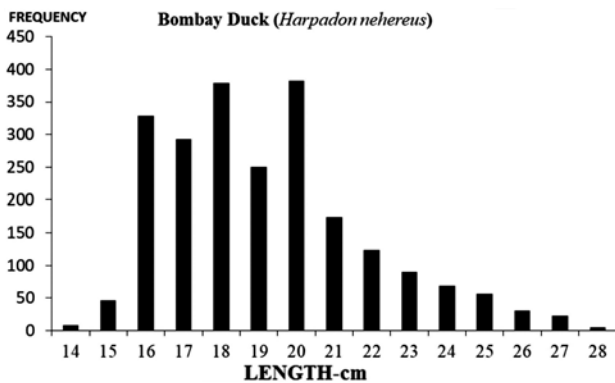


Fig. 2 — Length data of *H. nehereus* during 2014-2015 ranges from 14 to 28 cm (both sexes), where dominant length was from 16 to 21 cm

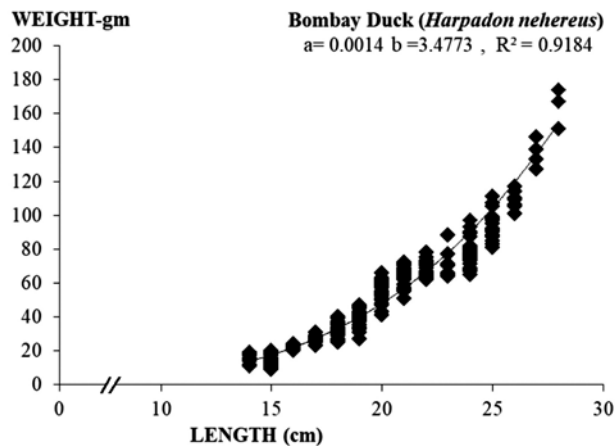


Fig. 3 — LWR of *H. nehereus* from Pakistani waters during 2014-2015

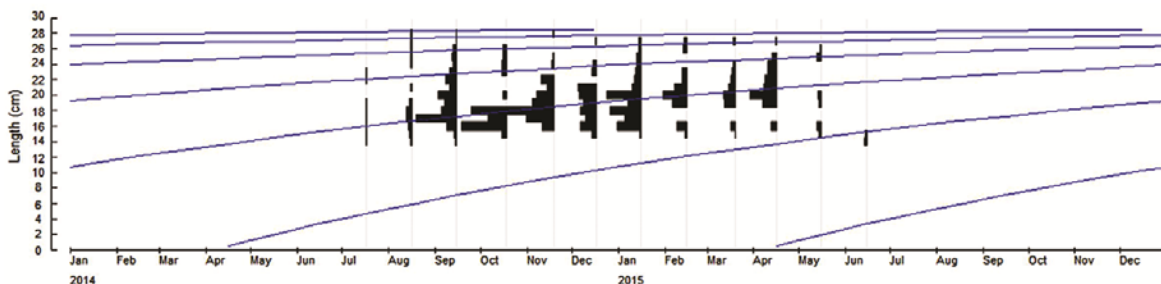


Fig. 4 — Length distribution data and growth rate using ELEFAN method for *H. nehereus* during 2014-2015 ($L_{\infty} = 29.4 \text{ cm}$, $K = 0.610 \text{ year}^{-1}$)

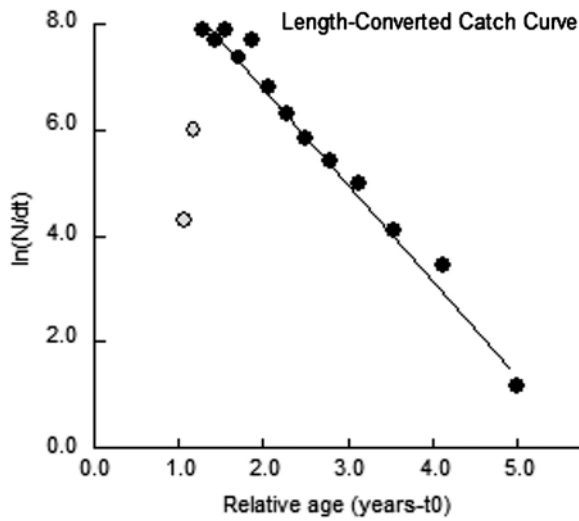


Fig. 5 — Length converted catch curve method for estimating total mortality which is at $Z = 1.800 \text{ year}^{-1}$

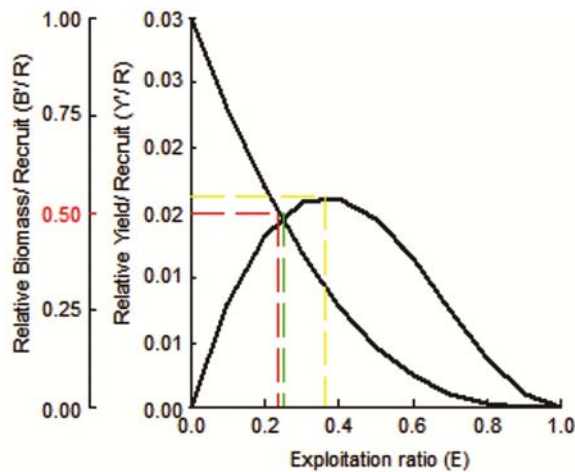


Fig. 6 — Exploitation rate of *H. nehereus* was estimated and found at 0.291 year^{-1} showing in red line

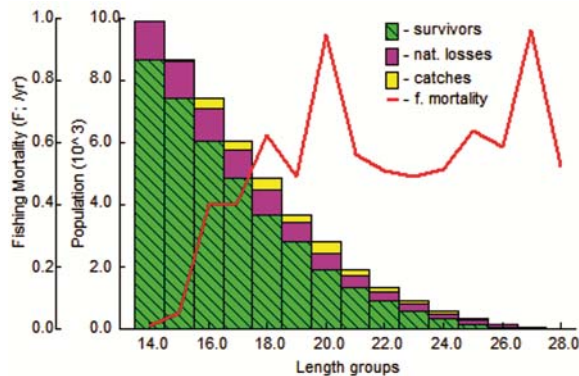


Fig. 7 — The VPA of *H. nehereus* from during 2014-2015

is reliable and samples collected from different fish landing sites represent the size class of this species from Pakistani waters.

Table 1 — Comparison of LWR results with earlier findings from different regions

Reference	Region	<i>a</i>	<i>b</i>	<i>r</i> ²
Amrullah	Indonesia	0.005	3.00	0.93
Taqwa <i>et al.</i> ³¹				
Sarker <i>et al.</i> ³³	Bay of Bangal	0.003199	3.00	-
Tasnuba	Chittagong	0.02019	2.404	0.834
Hasin ⁴¹	Bangladesh			
Asbar Laga <i>et al.</i> ³⁹	Tarakan Island, Indonesia	0.01	2.7	0.826
Shingadia ⁴²	Coastal waters of Mumbai	.006	2.9	0.89
Behera <i>et al.</i> ⁴³	West Bengal	0.000001	3.341	0.930
Ghosh <i>et al.</i> ⁶	Saurashtra coast India	-2.271	3.024	0.93
Balli <i>et al.</i> ³⁸	Mumbai waters, India	-3.1362	3.606	0.9309
Amin ³²	Neritic water of Bangladesh	0.00243	3.051	0.99
Present study	Pakistan Arabian Sea	0.001	3.477	0.918

However, the values of length-weight relationship of *H. nehereus* are compared with previous studies from different areas (Table 1). The obtained exponential values of slope *b* from this study are similar to the previous studies. Differences in values may be because of different areas and different water quality and food availability and growth of fish conditions like age, sex and maturation²⁹.

Growth parameters

The VBGF method commonly used to estimate the growth parameters which are based on using length frequency data which depend on size of fish^{30,31}.

Estimated growth rate values were compared with previous studies from different regions (Table 2). Values from India was $L_{\infty} = 42.5$ and $K = 0.761 \text{ year}^{-1}$ and $L_{\infty} = 35.39 \text{ cm}$ and 0.86 year^{-1} (ref. 6), from Bangladesh $L_{\infty} = 24.48 \text{ cm}$ and $K=1.50$ and $L_{\infty}=45.05$ and $K=1.30 \text{ year}^{-1}$ (refs. 32,33), from Taiwan $L_{\infty} = 62.24$, $K = 0.143 \text{ year}^{-1}$ (ref. 34). The obtained result from present study ($L_{\infty} = 29.4 \text{ cm}$, $K = 0.610 \text{ year}^{-1}$). The *Rn* shows the goodness of growth model in present study the values ($Rn = 0.306$) shows the model is suitable for to estimate the growth parameters. Generally, fishes having high *K* have high natural mortality (*M*) and shorter life span. It clearly shows that the L_{∞} values from India and Taiwan are higher than the present study but those from Bangladesh are lower. Generally, related values are showing in Table 2 which shows the difference in values some are close or similar with the present study and some values are higher than present study.

Table 2 — Comparison of reported growth parameters values of *H. nehereus* with present study from Pakistani waters

Reference	Research area	K	L_{∞}	ϕ
Amrullah <i>et al.</i> ³¹	Indonesia	0.93	-	-
Sarker <i>et al.</i> ³³	Bay of Bangal	1.30	45.05	2.58
Hasin ⁴¹	Chittagong Bangladesh	0.978	25.4	-
Asbar <i>et al.</i> ³⁹	Tarakan Island waters, Indonesia	0.51	27.878	0.80
Hitesh <i>et al.</i> ⁴²	Coastal waters of Mumbai	0.936	22.8	-
Behera <i>et al.</i> ⁴³	West Bengal	0.930	26.9	3.30
Ghosh <i>et al.</i> ⁶	Saurashtra coast India	0.86	35.39	3.25
Balli <i>et al.</i> ³⁸	Mumbai waters, India	1.225	25.5	-
Amin ³²	Neritic waters of Bangladesh	1.50	24.48	3.50
Mustafa <i>et al.</i> ⁴⁴	Kutubdia channel of Bangladesh	1.5	24.48	3.27
He <i>et al.</i> ⁴⁵	Min River Estuary, East China Sea	0.94	26.9	3.27
Liao & Lin ³⁴	Taiwan	1.30	45.05	-
Present study	Pakistan Arabian Sea	0.610	29.4	2.604

K = growth curve, L_{∞} = Length infinity, ϕ = growth performance index

Small differences may be due the different sizes of samples. The growth performance index values are similar to the present study. The growth of fish can also be affected by the temperature, which affects the physiological process, food, transformation, metabolism and excretion of fish³⁵.

Mortality rate

The mortality parameters show the death rate of the fish population, the rate of total mortality, natural mortality and fishing mortality may not stay at a constant level and may vary from time to time³⁶. Even small variations in growth parameters can affect the calculated mortality rates³⁷. The length converted catch curve was used to estimate the total mortality, and Pauly empirical formula used to calculate the natural mortality. The estimated mortality rate values from present study ($Z = 1.80$, $M = 1.276$, $F = 0.524$ and $E = 0.291 \text{ year}^{-1}$) is compared to previous studies from different parts of the world. The mortality rate values from India ($M = 1.52$, $F = 1.73$, $Z = 3.25$ and $E = 0.53$)⁶, $M = 1.30$, $F = 3.03$ and $Z = 4.339$, from Bangladesh was $M = 2.46$, $F = 3.27$, $Z = 5.73$ and $E = 0.57$ ^(ref. 38), $M = 1.86$, $F = 2.58$, $Z = 4.44$ and $E = 0.58241$ ^(ref. 33), from Indonesia the mortality values were $M = 0.51$, $F = 2.05$, $Z = 2.56$ and $E = 0.80$ ^(ref. 39).

The values of total mortality Z were calculated by using the length converted catch curve supposing that

mortality is consistent with age and that collected samples were illustrative of the age groups considered. The mortality values from previous studies are higher than the present study which may be due to difference in sample size or fishing methods used in different areas. It may also be assumed that the commercial values of this species is higher than Pakistan. Gulland²² and Patterson⁴⁰ described that if the exploitation rate (E) values should be lower than 0.4 year^{-1} than it may be considered at sustainable state. According to the present study the exploitation rate ($E = 0.291$) shows that the stock of this species is in sustainable state or underutilized. According to present finding it may also be suggested that fishing efforts could be utilized to catch this species to give less stress on other fish species in the Pakistani waters.

Conclusion

Present study is conducted using length-weight and length frequency distribution data from Pakistani waters. The length-weight and growth parameter values are similar to previous studies from different areas of the world. The little difference maybe because of some environmental factors effacing and availability of food may be an effect on the growth of this fish. It is also found that the mortality parameter values and exploitation rate from other area is higher than the present study which clearly defines that the fishing efforts for this particular fishery are very low. The probable reason for the same maybe because the commercial importance of this fishery is very low for the export as well as for the local consumption.

The fishery managers need to set the fishing season, individual fisheries catch in a particular season to catch specific fishes. According to previous studies from Pakistani waters shows that the stock is over-exploited which means the fishermen need to catch such kind of species which is underutilized and export to different countries and local consumption which created their economic value of this fishery in Pakistan.

Acknowledgments

The author is grateful to Marine Scholarship, Chinese Scholarship Council (CSC) funding his Ph.D. Degree. This study was supported by the special research fund of Ocean University of China (OUC) (201022001) and The Ministry of Agriculture and Rural Affairs of the People's Republic of China (CARS-49).

Conflict of Interest

The authors declare that they have no competing or conflicts of interest to influence the work reported in this paper.

Author Contributions

MTK and MY: Conceptualization, Formal analysis, Funding acquisition, Investigation, Resources, Software, Supervision, Roles/Writing - original draft; MAK, SBH, AMM, MM and MAD: Writing - review & editing.

References

- 1 FAO, Fishery and Aquaculture Country Profiles, Pakistan (2009), Country Profile Fact Sheets, In: *FAO Fisheries and Aquaculture Department [online]* (Rome), 2009, pp. 1-18. <http://www.fao.org/fishery/>. Accessed 5 June 2018.
- 2 Frimodt C, Multilingual illustrated guide to the world's commercial warm water fish, (Fishing News Books, Osney Mead, Oxford, England), 1995, pp. 215.
- 3 Ahmed M, Abbas G, Abundance of finfish and shellfish juveniles in the tidal creeks of Bhanbhore, Sindh (Pakistan), *Pak J Zool*, 31 (1999) 129-140.
- 4 Jellyman P G, Booker D J, Crow S K, Bonnett M L & Jellyman D J, Does one size fit all? An evaluation of length-weight relationships for New Zealand's freshwater fish species, *N Z J Mar Freshw Res*, 47 (4) (2013) 450-468.
- 5 Kalhoro M A, Liu Q, Memon K H, Chang M S & Jatt A N, Estimation of maximum sustainable yield of Bombay duck, *Harpodon nehereus* fishery in Pakistan using the CEDA and ASPIC packages, *Pak J Zool*, 45 (6) (2013) 1757-1764.
- 6 Ghosh S N G K P & Dhokia H K, Fishery and population dynamics of *Harpodon nehereus* (Ham.) off the Saurashtra coast, *Indian J Fish*, 1 (56) (2009) 13-19.
- 7 Putri R E, Samiaji J & Nurrachmi I, The pattern of growth and maturity index of Lomek fish (*Harpodon nehereus*) in Dumai waters, Riau, (Library of Riau University, Indonesia), 2013, pp. 53.
- 8 Kalhoro M A, Tang D, Ye H J, Morozov E, Liu Q, *et al.*, Population dynamics of Randall's threadfin bream *Nemipterus randalli* from Pakistani waters, Northern Arabian Sea, *Indian J Geo-Mar Sci*, 46 (03) (2017) 551-561.
- 9 Kalhoro M A, Liu Q, Memon K H, Chang M S & Zhang K, Population dynamics of Japanese threadfin bream *Nemipterus japonicus* from Pakistani waters, *Acta Oceanol Sin*, 10 (33) (2014) 49-57.
- 10 Afzaal Z, Kalhoro M A, Buzdar M A, Nadeem A, Saeed F, *et al.*, Stock Assessment of Blue Swimming Crab *Portunus pelagicus* (Linnaeus, 1758) from Pakistani Waters (Northern, Arabian Sea), *Pak J Zool*, 48 (5) (2016) 1531-1541.
- 11 Kalhoro M A, Tang D, Ye H J, Evgeny M, Wang S, *et al.*, Fishery appraisal of *Portunus* spp. (Family Portunidae) using different surplus production models from Pakistani waters, northern Arabian Sea, *Pak J Zool*, 50 (1) (2018) 135-141.
- 12 Kalhoro M A, Liu Q, Memon K H, Waryani B & Soomro S H, Maximum sustainable yield of Greater lizardfish *Saurida tumbil* fishery in Pakistan using CEDA and ASPIC packages, *Acta Oceanol Sin*, 2 (34) (2015) 68-73.
- 13 Kalhoro M A, Liu Q, Valinassab T, Waryani B, Abbasi A R, *et al.*, Population dynamics of Greater Lizardfish, *Saurida tumbil* from Pakistani waters, *Pak J Zool*, 4 (47) (2015) 921- 931.
- 14 Kalhoro M A, Liu Q, Waryani B, Panhwar S K & Memon K H, Growth and mortality of Brushtooth lizardfish *Saurida undosquamis* from Pakistani waters, *Pak J Zool*, 1 (46) (2014): 139- 151.
- 15 Kalhoro M A, Liu Q, Memon K H, Chang M S & Jatt A N, Estimation of maximum sustainable yield of Bombay duck, *Harpodon nehereus* fishery in Pakistan using the CEDA and ASPIC packages, *Pak J Zool*, 6 (45) (2013) 1757-1764.
- 16 Kalhoro M T, Yongtong M, Kalhoro M A, Mahmood M A, Hussain S S B, *et al.*, Stock assessment of Indian Scad, *Decapterus russelli* in Pakistani marine waters and its impact on the national economy, *Fish Aqua J*, 2 (8) (2017) 1-10.
- 17 Soomro S H, Liu Q, Kalhoro M A, Memon A M, Syed B S, *et al.*, Maximum sustainable yield estimates of Indian Squid *Urotheuthis (Photoligo) duvaucelli* (D' Orbigny, 1835) from Pakistani waters using ASPIC and CEDA software, *Lasbela Uni J Sci Tech*, 1 (4) (2015) 1-9.
- 18 Soomro S H, Liu Q, Kalhoro M A, Memon K H, Zhang K, *et al.*, Growth and mortality parameters of Indian squid *Urotheuthis (Photoligo) duvaucelli* (D' Orbigny, 1835) from Pakistani waters (Arabia Sea) based on length frequency data, *Indian J Geo-Mar Sci*, 44 (10) (2015) 1598-1603.
- 19 Nadeem A, Kalhoro M A, Buzdar M A, Tariq S, Shafi M, *et al.*, Growth, mortality and exploitation rate of *Sardinella longiceps* (Valenciennes, 1847) from Pakistani waters based on length frequency distribution data, *Indian J Geo-Mar Sci*, 46 (08) (2017)1693 -1703.
- 20 Haddon M, *Modelling and Quantitative Methods in Fisheries*, (Chapman & Hall/ CRC, London), 2010, pp. 465.
- 21 Pauly D, *Some simple methods for the assessment of tropical fish stocks*, (Food and Agriculture Org) 1983, pp. 52.
- 22 Gulland J A, *Manual of methods for fish assessment - part I, fish population analysis*, 1969. <http://www.fao.org/docrep/x5685e/x5685e00.htm>. Accessed 5 June 2018
- 23 Pauly D & Munro J L, Once more on the comparison of growth in fish and invertebrates, *Fishbyte*, 2 (1) (1984) 1-21.
- 24 Laska M S & Wootton J T, Theoretical concepts and empirical approaches to measuring interaction strength, *Ecology*, 79 (2) (1998) 461-476.
- 25 Le C E, The length-weight relationship and seasonal cycle in gonad weight and condition in the perch (*Percaflu viatilis*), *J Anim Ecol*, 20 (2) (1951) 201-219.
- 26 Gayanilo J F C, Sparre P & Pauly P, *FiSAT: FAO-ICLARM stock assessment tools*, User's manual, Computerized Information Series: Fisheries (FAO, Rome), 1996, pp. 126.
- 27 Froese R, Cube law, condition factor and weight-length relationships: history, meta-analysis and recommendations, *J Appl Ichthyol*, 22 (4) (2006) 241-253.
- 28 Beverton R & Holt S, A review of the lifespans and mortality rates of fish in nature, and their relation to growth and other physiological characteristics, In: *Ciba Foundation Colloquia on Ageing - The Lifespan of Animals*, edited by W Gew & M O'Conner (John Wiley & Sons, Chichester), 1959, pp. 142-180.
- 29 Bagenal T B, *Age and growth, Methods for assessment of fish production in fresh waters*, 1978, pp.101-136.

- 30 Pitcher T J, A Bumpy Old Road: Size-Based Methods in Fisheries Assessment, *Handbook of Fish Biology and Fisheries*, 2002, pp. 189-210.
- 31 Amrullah T, Comparison of Length-Weight Relationship of Bombay Duck (*Harpodon nehereus*) between Juata and Amal, *Int J Curr Res Biosci Plant Biol*, 5 (8) (2018) 11-14.
- 32 Nurul-Amin S M, Studies on Age and Growth, VPA Analysis and Relative Condition Factor of *Harpodon nehereus* (Ham-Buch) from the Neritic Water of Bangladesh, *Online J Biol Sci*, 1 (4) (2001) 192-194.
- 33 Sarker, Population Dynamics of Bombay Duck *Harpodon nehereus* (Hamilton, 1822) Of The Bay Of Bengal Along Bangladesh Coast, *Bangladesh J Zool*, 45 (2) (2017) 101-110.
- 34 Liao Y Y & Lin Y T, Age and Growth of the Bombay-duck (*Harpodon microchir*) in the Waters off Southwestern Taiwan, *J Fish Soc Taiwan*, 37 (2) (2010) 121-134.
- 35 Otterson G, Kim S, Hue G, Polovina J J & Stenseth N C, Major pathways by which climate may force marine fish populations, *J Mar Syst*, 79 (3) (2010) 343-360.
- 36 Gayanilo F C, Sparre P & Pauly P, *FiSATII: FAO-ICLARM stock assessment tools II*, user's manual, (FAO, Rome), 2005, pp. 168.
- 37 Tserpes G & Tsimenidis N, Age, growth and mortality of *Serranus cabrilla* (Linnaeus, 1785) on the Cretan shelf, *Fish Res*, 51 (2001) 27-34.
- 38 Balli J J, Chakraborty S K & Jaiswar A K, Biology of Bombay duck, *Harpodon nehereus* (Ham., 1822), from Mumbai waters, India, *Indian J Fish*, 9 (33) (2006) 1-10.
- 39 Asbar L, Growth and Exploitation Rate of the Bombay duck (*Harpodon nehereus* Hamilton, 1822) (Fish: Synodontidae) in Tarakan Island Waters, Indonesia. *IJSBAR*, 22 (1) (2015) 341-353.
- 40 Patterson K, Fisheries for small pelagic species: An empirical approach to management targets, *Rev Fish Biol Fisher*, 2 (4) (1992) 321-338.
- 41 Tasnuba H, Length-weight relationship and condition factor of Bombay duck *Harpodon nehereus* from landings of fishery ghat, Chittagong, *Res Agric Livest Fish*, 3 (2) (2016) 355-360.
- 42 Hitesh U S, Biometric & Fecundity Studies of *Harpodon nehereus* (Ham-Buch) From Coastal Waters of Mumbai, *Rev Res*, 1 (3) (2014) 1-8.
- 43 Behera S, Biswas B K, Kumar S & Gogoi R, Length-weight relationship and condition factors of Bombay duck, *Harpodon nehereus* from estuarine region of Kakdwip West Bengal, *J Bio Inno*, 4 (2) (2015) 59-66.
- 44 Mustafa M G, Zafar M, Matin A K M A & Amin S M N, Population dynamics of *Harpodon nehereus* (Ham.-Buch.) from the Kutubdia channel of Bangladesh, *Bangladesh J Fish Res*, 2 (1) (1998) 83-90.
- 45 He X, Li J, Shen C, Shi Y, Feng C, *et al.*, Length-Weight Relationship and Population Dynamics of Bombay Duck (*Harpodon nehereus*) in the Min River Estuary, East China Sea, *Thalassas: Int J Mar Sci*, 35 (1) (2019) 253-261.