

Novel Electric Generator Using Electroactive Polymer Artificial Muscle (EPAM)

S. Chiba, R. Kornbluh, R. Pelrine, M. Waki

This document appeared in

Detlef Stolten, Thomas Grube (Eds.):

18th World Hydrogen Energy Conference 2010 - WHEC 2010

Parallel Sessions Book 3: Hydrogen Production Technologies - Part 2

Proceedings of the WHEC, May 16.-21. 2010, Essen

Schriften des Forschungszentrums Jülich / Energy & Environment, Vol. 78-3

Institute of Energy Research - Fuel Cells (IEF-3)

Forschungszentrum Jülich GmbH, Zentralbibliothek, Verlag, 2010

ISBN: 978-3-89336-653-8

Novel Electric Generator Using Electroactive Polymer Artificial Muscle (EPAM)

Seiki Chiba, Roy Kornbluh, Ron Pelrine, SRI International, Japan
Mikio Waki, HYPER DRIVE Corporation, Japan

1 Introduction

Electroactive polymer artificial muscle (EPAM), known as dielectric elastomers in the literature, is being developed for a wide variety of actuator applications [1,2]. EPAM has also been shown to operate in reverse as a generator. As such, EPAM has several characteristics make it potentially well suited for power takeoff systems using wave, water current, wind, human motion, etc.:

1. High energy density allowing for minimal EPAM material quantities
2. Low material cost
3. High energy conversion efficiency independent of strain rate (frequency of operation)
4. Non-toxic and non-corrosion-susceptible materials

These characteristics suggest that EPAM can make a very simple and robust direct drive wave power system that is economically viable. Further, because the energy conversion principle of EPAM is capacitive in nature, the performance is largely size independent and devices can be made in sizes ranging from microwatts to megawatts. Indeed, EPAM has been considered for a variety of novel energy harvesting devices [3].

2 Background on Electroactive Polymer Artificial Muscle (EPAM)

Electroactive polymer artificial muscle (EPAM) is a new smart material with characteristics and properties not seen in other materials [4,5] that has been under development at SRI International since 1991. Currently, EPAM has moved from the research and development stage to the commercial domain with research and development on practical applications, and furthermore to the mass production stage.

EPAM has a very simple structure comprised of polymer films (elastomers) sandwiched by two electrodes made of a flexible and elastic material, and can operate as an electric control actuator.

The operating principle is to use the horizontal deformation of elastomers that is a consequence of the synergistic combination of an electrostatic force and a repulsive force between the electrodes generated when a voltage difference is applied between the two electrodes.

3 EPAM-Based Electric Generator

The operation principle in the generator mode is the transformation of mechanical energy into electric energy by deformation of the EPAM. Functionally, this mode resembles piezoelectricity, but its power generation mechanism is fundamentally different. With EPAM,

electric power can be generated even by a slow change in the EPAM shape, while for piezoelectric devices impulsive mechanical forces are needed to generate the electric power. Also, the amount of electric energy generated and conversion efficiency from mechanical to electrical energy can be greater than that from piezoelectricity [6]. Fig.1 shows the basic operating principal of EPAM power generation.

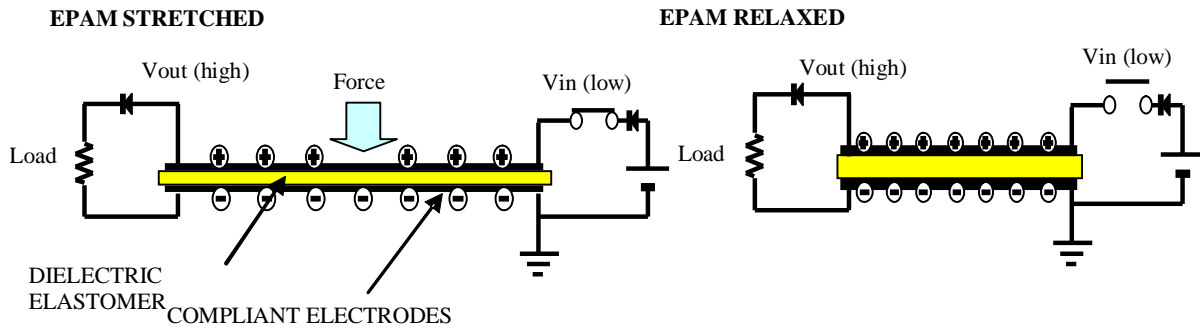


Figure 1: Operating Principle of EPAM Power Generation.

Application of mechanical energy to EPAM to stretch it causes compression in thickness and expansion of the surface area. At this moment, electrostatic energy is produced and stored on the polymer as electric charge. When the mechanical energy decreases, the recovery force of the EPAM acts to restore the original thickness and to decrease the in-plane area. At this time, the electric charge is pushed out to the electrode direction. This change in electric charge increases the voltage difference, resulting in an increase of electrostatic energy.

$$C = \epsilon_0 \epsilon A / t = \epsilon_0 \epsilon b / t^2 \quad (1)$$

where ϵ_0 is the dielectric permittivity of free space, ϵ is the dielectric constant of the polymer film, A is the active polymer area, and t and b are the thickness and the volume of the polymer. The second equality in Equation (1) can be written because the volume of elastomer is essentially constant, i.e., $At = b = \text{constant}$.

The energy output of an EPAM generator per cycle of stretching and contraction is

$$E = 0.5 C_1 V_b^2 (C_1 / C_2 - 1) \quad (2)$$

where C_1 and C_2 are the total capacitances of the dielectric elastomer films in the stretched and contracted states, respectively, and V_b is the bias voltage.

Considering then changes with respect to voltages, the electric charge Q on an EPAM film can be considered to be constant over a short period of time and in the basic circuit. Since $V = Q/C$, the voltages in the stretched state and the contracted state can be expressed as V_1 and V_2 , respectively, and the following equation is obtained:

$$V_2 = Q / C_2 = (C_1 / C_2) (Q / C_1) = (C_1 / C_2) V_1 \quad (3)$$

Since $C_2 < C_1$, the contracted voltage is higher than the stretched voltage, corresponding to the energy argument noted above. The higher voltage can be measured and compared with predictions based on the dielectric elastomer theory. In general, experimental data based on high impedance measurements are in excellent agreement with predictions. When the

conductivity is assumed to be preserved in the range of electric charging, Q remains constant.

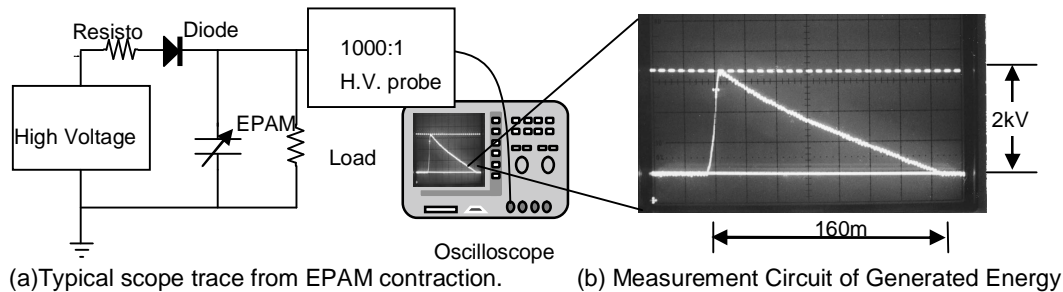


Figure 2: Voltage for EPAM Compression and Measurement Circuit.

Figure 2(a) shows a typical scope trace from EPAM contraction. Figure 2(b) shows a simplified circuit for oscilloscope measurement of voltage. Though the voltage wave generated for one impact has on the order of a few ms to several tens of ms for a piezo-electric element, in the case of EPAM it is on the order of 150-200 ms [7]. This is one of the significant characteristics of EPAM. The long power – generation pulse duration of EPAM can allow for the direct use of generated energy for activities such as lighting LEDs or as a power source for high-speed wireless devices. Due to both the long pulse duration and the high energy density of EPAM in power generation mode, mechanical energy can be effectively converted to electric energy even at low frequencies.

3.1 Wave generation

In August of 2007, we carried out ocean experiments on generating electric power from natural wave motion with the EPAM generator installed on a buoy [9]. These experiments were carried out on Tampa Bay, 1.6 km off the coast of St. Petersburg, Florida, at a water depth of about 5 m. Our objectives in these experiments were to:

1. Confirm that the EPAM can operate in the marine environment,
2. Demonstrate that electric power can be generated by natural wave motion,
3. Correlate the wave and buoy motion to the measured energy output of the EPAM generator.

The power generation unit used in the experiments (See Photo1.) was a cylindrical tube with a diameter of 40 cm and a height of 1.2 m. Inside the tube were two roll-type EPAM modules, each about 30 cm in diameter and 20 cm in height (in the stretched state). About 150 g of EPAM film (including electrodes) was used in each roll. The maximum measured electrical output capacity, verified in laboratory tests, was 12.5W for each roll. However, wave activity was minimal during the test period. Wave heights were on the order of few centimetres, which made it very difficult to carry out tests for wave-powered generators. On occasion the weather generated waves 10 centimetres high. Despite the low wave activity and non-ideal motion of the buoy, the generator was shown to function. Even with the small wave height of 10 centimetres, we were able to generate a peak power of 1.2 W with an average power of

0.25 W (See Figure 3.). While this amount of power is small, we can extrapolate these numbers to estimate the potential of an EPAM generator mounted on a buoy.

This measured energy output was in response to a voltage applied to the EPAM of approximately 2,000 V. By simply raising the applied voltage to the 6,000 V limit that the roll can withstand before risk of electrical failure, we can estimate that a peak power of 11 W and an average power of 2.2 W could have been generated under these same small wave conditions.




Photo 1: EPAM generator system on the test buoy.

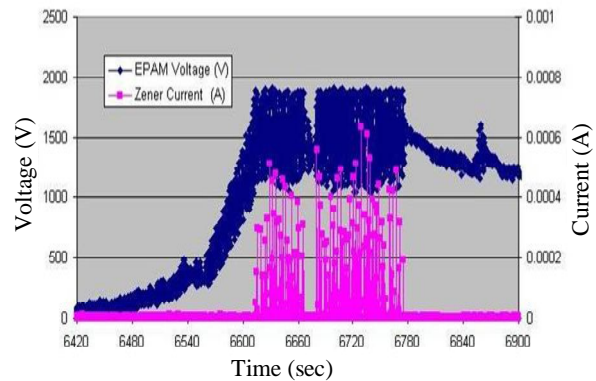


Figure 3: Electricity generated by ten centimetres waves.

Based on data from laboratory testing, we estimated that the energy conversion efficiency of EPAM generator is 70 – 75% (not including hydrodynamic losses).

In December 2008, oceanic tests were also carried out in California, USA, and it was confirmed that generated electric power was constantly stored in a battery.

An energy transduction technology that operates efficiently over a range of frequencies is important for practical energy harvesting devices such as ocean wave power generators. EPAM is based on the change in capacitive energy of a deformable dielectric and is a candidate for such applications. A simple scale model of EPAM-based wave energy harvesting system was tested in a wave tank over a range of wave periods from 0.7 to 3 seconds and wave heights of 3 cm and 6 cm. The energy output was found to be largely independent of wave period (See Figure 4.) [8].

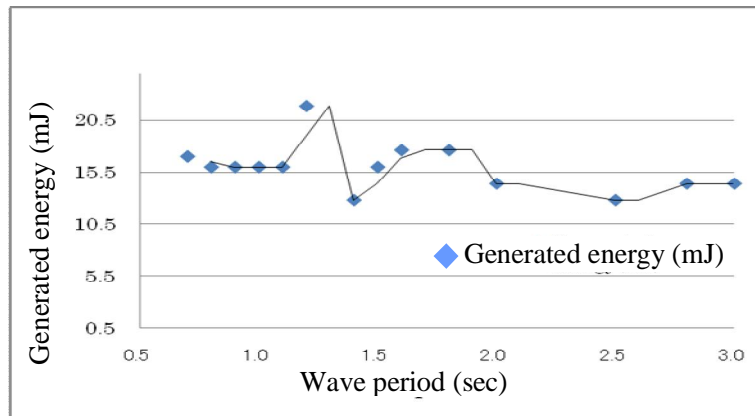


Figure 4: Generated energy as a function of wave period.

Conventional wave power generators have a tendency for a slight modification from the optimum natural period to cause a considerable decrease in generation efficiency, but the EPAM based generator produces stable generated electricity over a range from a short to a long period, which, on average, represents approximately 70% of the maximum value. This is the first case in the world where this kind of electric output has been shown to be possible.

3.2 Water current generation

An EPAM generator can be well suited for micro hydro [9]. As with wave power, the fact that EPAM can operate efficiently over a range of frequencies suggests that an EPAM generator can operate efficiently in the widely varying flow rates of many undammed streams and rivers. Since the EPAM material has a high energy density, EPAM generators do not require high-speed rotation from a converter. A simple structure that induces stretching and contracting of the EPAM is enough to generate electricity.

Photo 2 shows a water mill device that is 80 cm in diameter. This proof-of-principle device was tested in the laboratory. A small water pump (1.12 L/sec flow rate) was fixed to a test tank to move water that spun the waterwheel. The waterwheel was attached to a crankshaft with a push rod that was then attached to a diaphragm-type of EPAM device. The up and down motion of the push rod stretched and contracted the EPAM in the diaphragm. In this simple test, each turn of the wheel produced 5W of electricity.




Photo 2: Water mill generator using EPAM.

3.3 Experiments for generation of hydrogen with EPAM generators

At the time of field tests for wave power generation, we also carried out experiments on hydrogen production. In the experiments, the generated energy was first stored in a small battery (12 V/600 mAh). This battery was connected to a hydrogen generation system via a DC-DC converter. The hydrogen generation equipment used in the experiments was a simple electrolytic cell that used nickel electrodes of a mesh of 0.1 mm (150 mm×100 mm). Instead of seawater, a 3% aqueous solution of sodium hydroxide was used as a raw material. Applied voltages were reduced to 3 V by the DC-DC converter. The hydrogen generation equipment used in the experiments was a simple electrolytic cell that used nickel electrodes of a mesh of 0.1 mm (150 mm×100 mm). Instead of seawater, a 3% aqueous solution of sodium hydroxide was used as a raw material. Applied voltages were reduced to 3 V by the DC-DC converter.



Photo 3: Hydrogen generation equipment by electrolysis.

As mentioned above, we have found that approximately 11 W can be obtained by waves of just 10 cm in height, thus enabling the generation of 1.76 litres of hydrogen in about one hour (estimated for charging and discharging battery efficiencies of 80%⁽¹¹⁾). As with the production of electrical energy, the process could be scaled up by several orders of magnitude.

4 Analysis of Power Generation Cost and Future Development

Even without EPAM technology, ocean wave power is beginning to flourish in several countries. These ocean wave power systems typically use hydraulic pistons that are pumped by the wave action. The hydraulic fluid flows through a transmission and then a turbine to spin a rotary electromagnetic generator. When these systems are successfully developed for commercial use, the unit price of a power generation of kWh is estimated to be about 20 US Cents [9]. These wave power systems are typically designed for ocean waves exceeding 2 - 3 m in height. At significantly smaller wave heights, the systems become less economically attractive.

Because of its simplicity, efficiency, and size scalability, we believe that EPAM-based wave generator systems can be attractive not only for large wave applications but for many applications where the waves are much smaller. An estimate based on data from our sea trial demonstration experiments has shown that even in seas where the wave height is only 1 m throughout the year (e.g., the sea close to Japan), if there are spaces of approximately

350 m in length and 15 m in width, the establishment of a sea-based facility generating 6 MW of power is possible [1, 2]. This is a useful amount of power, be it for general use or for providing energy for nearby residential or industrial needs. The ability to produce the power where it is needed can eliminate the losses and costs associated with power transmission over long distances and make wave power even more attractive. The power generation efficiency estimated on the basis of the data obtained from in-tank experiments in 2006[3] and ocean demonstration experiments in 2007[7] and 2008 is approximately 19 US cents/kWh. In the near future, we expect that the electric power generation per unit mass or volume of EPAM material can double, and that the expected power generation cost per kilowatt-hour is 5 - 7.5 US cents. This value is comparable to that for fossil fuel thermal power plants. Of course, the wave power systems have the additional benefit of not releasing any pollution or greenhouse gasses.

Helping to address critical issues such as global warming through the enabling of effective harvesting of highly distributed natural power sources is clearly a great potential benefit of EPAM. We are expecting the EPAM generators may become one of the promising technologies, not only to produce the power, but also to produce hydrogen in ocean and deserts in future [10].

We plan to further investigate more effective structure and methods for water power transmission and realize a power generation unit of 2 kW in the near future. In late 2010, we plan to carry out full-scale ocean experiments using an improved buoy-mounted EPAM power generation unit that will enable the power output level of several hundred watts.

References

- [1] R. Pelrine, R. Kornbluh, H. Prahlah, R. Heydt, and S. Chiba, "Micro and Nano Fluidic Devices Using Electroactive Polymer Artificial Muscle ", Proc., Tenth International Conference on Miniaturized System for Chemistry and Life Science, Vol.1, pp278-280, Tokyo, Japan, Nov. 5-9, 2006.
- [2] S. Chiba, S. Stanford, R. Pelrine, R. Kornbluh, and H. Prahlah, " Electroactive Polymer Artificial Muscle ", JRSJ, Vol. 24, No. 4, pp 38-42. 2006.
- [3] S. Chiba, R. Pelrine, R. Kornbluh, H. Prahlah, S. Stanford, and J. Eckerle, " New Opportunities in Electric Generation Using Electroactive Polymer Artificial Muscle (EPAM) ", J.Jpn. Inst. Energy, Vol. 86, No. 9, pp 38-42.pp 743-747, 2007.
- [4] R. Pelrine, J. Eckerle and S. Chiba, "Review of Artificial Muscle Approaches", (Invited) Proc. Third International Symposium on Micromachine and Human Science, Nagoya, Japan, pp 1-9, October 1992.
- [5] R. Pelrine, R. Kornbluh, Q. Pei, and J. Joseph, "High Speed Electrically Actuated Elastomers with Over 100% Strain," Science 287:5454, pp 836-839, 2000.
- [6] R. Pelrine, R. Kornbluh, J. Eckerle, P. Jeuck, S. Oh, Q. Pei, and S. Stanford, " Dielectric Elastomers: Generation Mode Fundamentals and Applications ", Smart Structures and Materials 2001: Electroactive Polymer Actuators and Devices, ed. Bar-Cohen, Proc., SPIE, Vol. 4329, pp 148-156, 2001.
- [7] S. Chiba, M. Waki, R. Kornbluh, and R. Pelrine, " Innovative Power Generators for Energy Harvesting Using Electroactive Polymer Artificial Muscles ", Electroactive

- Polymer Actuators and Devices (EAPAD) 2008, ed. Y. Bar-Cohen, Proc. SPIE. Vol. 6927, 692715 (1-9), 2008.
- [8] S. Chiba, M. Waki, K. Masuda, T. Ikoma, R. Kornbluh, and R. Pelrine, " Consistent Ocean Wave Energy Harvesting Using Electroactive polymer Artificial Muscle Generators ", Submitted to OES, IEEE.
- [9] S. Chiba, R. Kornbluh, R. Pelrine, and M. Waki, "Low-cost Hydrogen Production From Electroactive Polymer Artificial Muscle Wave Power Generators", Proc. of World Hydrogen Energy Conference 2008, Brisbane, Australia, June 16-20, 2008.
- [10] S. Chiba, M. Waki, R. Kornbluh, M. Waki, T. Yanagisawa and S. Yonemura, Electroactive polymer artificial muscles (energy harvesting mode and high-efficiency actuation mode). Eco Design 2007, Tokyo, Japan, December 10-13, 2007.