

Matrix elements of unstable states

V. Bernard^a, D. Hoja^b, U.-G. Meißner^{b,c} and A. Rusetsky^b

^a *Institut de Physique Nucléaire, CNRS/Univ. Paris-Sud 11 (UMR 8608),
F-91406 Orsay Cedex, France*

^b *Helmholtz-Institut für Strahlen- und Kernphysik (Theorie) and
Bethe Center for Theoretical Physics, Universität Bonn,
D-53115 Bonn, Germany*

^c *Forschungszentrum Jülich, Jülich Center for Hadron Physics,
Institut für Kernphysik (IKP-3) and Institute for Advanced Simulation (IAS-4),
D-52425 Jülich, Germany*

Abstract

Using the language of non-relativistic effective Lagrangians, we formulate a systematic framework for the calculation of resonance matrix elements in lattice QCD. The generalization of the Lüscher-Lellouch formula for these matrix elements is derived. We further discuss in detail the procedure of the analytic continuation of the resonance matrix elements into the complex energy plane and investigate the infinite-volume limit.

Pacs: 11.10.St, 11.15.Ha, 13.40.Gp

Keywords: Resonances in lattice QCD, field theory in a finite volume,
Non-relativistic effective field theory, Form factors

1 Introduction

The calculation of matrix elements involving unstable states has already been addressed in lattice QCD. As examples, we mention the recent papers [1–3], which deal with the electromagnetic form factor of the ρ -meson, as well as the electromagnetic and axial-vector form factors of the Δ -resonance and the $N\Delta\gamma$ transition vertex. Electromagnetic and axial transition form factors for the Roper resonance have also been studied [4]. Moreover, we expect that the number of such investigations will substantially grow in the nearest future due to a growing interest in the study of the excited states.

Even if one argues that the quark (pion) masses in the above lattice simulations are large, so that all resonances are in fact stable particles, various conceptual questions arise:

- i) It is clear that we are ultimately interested in simulations carried out at the physical quark masses. Is it possible (at least in principle) to tune the quark mass continuously until it reaches the physical value?
- ii) In the continuum field theory, any matrix element with *resonance* states is defined through an analytic continuation of the three-point Green function into the complex plane $P^2 \rightarrow s_R$, where P denotes the pertinent four-momentum and s_R is the resonance pole position in the complex plane (its real and imaginary parts are related to the mass and the width of a resonance). What is the analog of this procedure in lattice field theory?
- iii) Once this procedure is defined, what is the volume dependence of the measured form factors?

In this paper, we address these questions in detail. In order to formulate the problem in a more transparent manner, let us first define what is meant by resonance matrix elements in the continuum field theory and on the lattice. We start with the continuum field theory and, for simplicity, concentrate on the scalar case. Consider an arbitrary (local or non-local) scalar operator $O(x)$ which has the internal quantum numbers of a given resonance. The statement that a resonance is present is equivalent to the claim that the two-point function

$$D(P^2) = i \int d^4x e^{iPx} \langle 0 | T O(x) O^\dagger(0) | 0 \rangle \quad (1)$$

has a pole in the complex variable P^2 on the lower half of the second Riemann sheet at $P^2 = s_R$:

$$\lim_{P^2 \rightarrow s_R} D(P^2) = \frac{B_R}{s_R - P^2} + \text{regular terms at } P^2 \rightarrow s_R. \quad (2)$$

The real and imaginary parts of s_R are related to the resonance mass m_R and the width Γ_R , according to $\text{Re } s_R = m_R^2 - \Gamma_R^2/4$, $\text{Im } s_R = -m_R\Gamma_R$.

In order to define resonance matrix elements¹, say, of the electromagnetic current J_μ , we consider the following three-point function:

$$V_\mu(P, Q) = i^2 \int d^4x d^4y e^{iPx - iQy} \langle 0 | T O(x) J_\mu(0) O^\dagger(y) | 0 \rangle. \quad (3)$$

¹The following discussion is a straightforward adaptation of the procedure which has been used to define the matrix elements in the case of *stable* composite objects, see, e.g., Refs. [5, 6].

The form factor of a resonance is then *defined* as

$$i(P+Q)_\mu F((P-Q)^2) \doteq \langle P|J_\mu(0)|Q\rangle = \lim_{P^2, Q^2 \rightarrow s_R} B_R^{-1/2}(s_R - P^2)V_\mu(P, Q)(s_R - Q^2)B_R^{-1/2}, \quad (4)$$

where B_R is the residue at the resonance pole, see Eq. (2). Note that the matrix element displayed in Eq. (4) should be understood as a mere notation: in the spectrum, there exists no isolated resonance state with a definite momentum. Moreover, as it is clear from Eq. (4), this definition of the resonance matrix elements necessarily implies an analytic continuation into the complex plane. We would like to stress that we are not aware of any consistent field-theoretical prescription, where the analytic continuation would not be employed.

Let us now ask the question, how such resonance matrix elements could be evaluated on the lattice (at least, in principle). As it is well known, a resonance does not appear as an isolated energy level. There exist alternative approaches to the problem of extracting resonance characteristics (the mass and the width) from the measured quantities on the Euclidean lattice. In this paper, we work within Lüscher's finite-volume framework [7]². In order to calculate the matrix element on the lattice, one usually considers the following three-point function

$$\tilde{V}_\mu(\mathbf{P}, t'; \mathbf{Q}, t) = \langle 0|TO_{\mathbf{P}}(t')J_\mu(0)O_{\mathbf{Q}}^\dagger(t)|0\rangle, \quad (5)$$

where

$$O_{\mathbf{P}}(t') = \sum_{\mathbf{x}} e^{-i\mathbf{P}\mathbf{x}} O(\mathbf{x}, t'), \quad O_{\mathbf{Q}}^\dagger(t) = \sum_{\mathbf{y}} e^{i\mathbf{Q}\mathbf{y}} O^\dagger(\mathbf{y}, t). \quad (6)$$

In addition, we define:

$$D(\mathbf{P}, t) = \langle 0|TO_{\mathbf{P}}(t)O_{\mathbf{P}}^\dagger(0)|0\rangle. \quad (7)$$

The matrix element of the electromagnetic current between the *ground-state vectors* in a channel with the quantum numbers of the operator $O(x)$, moving with the 3-momenta \mathbf{P} and \mathbf{Q} , respectively, is given by

$$\langle E_0(\mathbf{P})|J_\mu(0)|E_0(\mathbf{Q})\rangle = \lim_{\substack{t' \rightarrow +\infty \\ t \rightarrow -\infty}} \tilde{V}_\mu(\mathbf{P}, t'; \mathbf{Q}, t) \sqrt{\frac{D(\mathbf{Q}, t')D(\mathbf{P}, t)}{D(\mathbf{Q}, t)D(\mathbf{Q}, t-t)D(\mathbf{P}, t-t)D(\mathbf{P}, t')}}. \quad (8)$$

²At present, Lüscher's approach [7] has been widely used to obtain scattering phase shifts from the energy spectrum in a finite volume. The resonance position can be then established by using the measured phase shift. The procedure can be directly generalized to the case of multi-channel scattering [8–10]. Moreover, in Ref. [11] it has been argued that the use of the physical input based on unitarized Chiral Perturbation Theory may facilitate the extraction of the resonance poles from the lattice data (the method has been subsequently applied to different physical problems in Refs. [12, 13]). Recently, a generalization of Lüscher's approach in the presence of 3-particle intermediate states has been proposed [14]. Other approaches to the determination of resonance pole positions imply the study of the two-point function at finite times [15, 16], as well as reconstructing the spectral density by using the maximal entropy method [17]. The application of different approaches to the extraction of the resonance properties from the lattice data has been carried out recently in Ref. [18]. Last but not least, the finite volume approach has been applied to study the two-particle decay matrix elements on the lattice [19–21], including the case of multiple channels [22].

Using the generalized eigenvalue equation method, the matrix elements between the excited state vectors $|E_n(\mathbf{P})\rangle$ can be also defined in a similar manner.

If the ground state of a system corresponds to a stable particle, then Eq. (8) indeed yields the form factor of a stable particle in the infinite-volume limit, which in this case is well defined. However, the situation in case of resonances is conceptually different. The easiest way to see this is to note that in the infinite-volume limit the energy of any state $|E_n(\mathbf{P})\rangle$ tends to the two-particle threshold energy. In other words, any given energy level decays into the free particle levels in the limit $L \rightarrow \infty$ (here, L denotes the size of a spatial box). Moreover, as shown in Ref. [23] (in case of $1 + 1$ dimensions), the matrix elements measured for any given level follow a similar pattern. For example, the magnetic moment tends to the sum of the magnetic moments of the free particles in the limit $L \rightarrow \infty$. Obviously, this is not the result that we wish to extract from lattice data.

As mentioned above, using Lüscher's approach, it is possible to determine the resonance pole position in the complex plane from the measured finite-volume (real) energy spectrum. This position stays put (up to exponentially suppressed corrections in L) in the limit $L \rightarrow \infty$, despite the fact that all individual levels collapse towards threshold in this limit. The aim of the present paper is to formulate a similar approach for the matrix elements, and to ensure that the matrix elements that are extracted with the help of such a procedure coincide with the infinite-volume matrix elements, e.g., given in Eq. (4), up to exponentially suppressed corrections.

The goal, stated above, will be achieved by a systematic use of non-relativistic effective field theory (EFT) in a finite volume. In particular, we shall calculate the quantity in Eq. (8), which can be measured on the lattice, within non-relativistic EFT, and shall identify a piece in this expression, whose infinite-volume limit coincides with the resonance matrix element in the infinite volume we are looking for.

The paper is organized as follows: In section 2 we formulate a covariant non-relativistic EFT in a moving frame and re-derive the Gottlieb-Rummukainen [24] formula within this approach. The extraction of a resonance pole position is discussed in detail. In section 3 we give a short re-derivation of the Lüscher-Lellouch formula [19], as another application of the non-relativistic EFT methods. Further, in section 4 we evaluate the vertex function in the non-relativistic EFT. The infinite-volume limit of different terms in the expression of the vertex function is analyzed in detail in section 5, where particular attention is paid to the so-called fixed singularities that emerge in a result of analytic continuation of Lüscher's zeta-function into the complex plane in $3 + 1$ dimensions. The prescription for calculating the resonance matrix elements is given in section 6. Section 7 contains our conclusions.

2 Extraction of the resonance poles in moving frames

The initial and final states in a form factor have non-zero momenta. For this reason, one has to formulate a procedure for extracting resonance pole positions in moving frames. Within potential quantum mechanics, this has been done in Refs. [24], see also Ref. [25, 26] for the generalization to the non-equal mass case. Refs. [20, 27] address the same problem in a field-theoretical

setting. Finally, in Ref. [28], a full group-theoretical analysis of the resulting equation has been performed, including the case of particles with spin. Below, we shall briefly re-derive this result within the non-relativistic EFT along the lines similar to Refs. [29, 30], where the treatment was restricted to the rest frame. At a later stage, the same approach will be used for the calculation of the matrix elements.

In the treatment of the moving frames it is very convenient to use the covariant form of the non-relativistic EFT which has been introduced in Ref. [31] and was discussed in detail in Ref. [32]. Assume, for simplicity, that we deal with two elementary scalar fields $\Phi_{1,2}$ with masses $m_{1,2}$, respectively. The Lagrangian is given in the following form:

$$\begin{aligned} \mathcal{L} = & \sum_{i=1,2} \Phi_i^\dagger 2W_i (i\partial_t - W_i) \Phi_i + C_0 \Phi_1^\dagger \Phi_1 \Phi_2^\dagger \Phi_2 \\ & + C_1 ((\Phi_1^\dagger)^\mu (\Phi_2^\dagger)_\mu \Phi_1 \Phi_2 - m_1 m_2 \Phi_1^\dagger \Phi_1 \Phi_2^\dagger \Phi_2 + \text{h.c.}) \\ & + C_2 (\Phi_1^\dagger (\Phi_2^\dagger)^\mu - (\Phi_1^\dagger)^\mu \Phi_2^\dagger) ((\Phi_1)_\mu \Phi_2 - \Phi_1 (\Phi_2)_\mu) + \dots, \end{aligned} \quad (9)$$

where Φ_i , $i = 1, 2$ denote the non-relativistic field operators, $W_i = \sqrt{m_i^2 + \Delta}$ are the energies of the particles (here, $\Delta \doteq \nabla^2$), and

$$(\Phi_i)_\mu = (\mathcal{P}_i)_\mu \Phi_i, \quad (\Phi_i^\dagger)_\mu = (\mathcal{P}_i^\dagger)_\mu \Phi_i^\dagger, \quad (\mathcal{P}_i)_\mu = (W_i, -i\nabla), \quad (\mathcal{P}_i^\dagger)_\mu = (W_i, i\nabla). \quad (10)$$

Further, the ellipses stand for terms containing at least four space derivatives. To set up the power-counting rules we introduce, as in Refs. [31, 32], a generic small parameter ϵ and count each 3-momentum as $\mathbf{p}_i = O(\epsilon)$, whereas the masses are counted as $m_i = O(1)$. The Lagrangian given in Eq. (9) contains all allowed *explicitly Lorentz-invariant* terms³ up-to-and-including $O(\epsilon^2)$, and the omitted terms are of order ϵ^4 .

The non-relativistic couplings C_0, C_1, C_2, \dots , which are present in the Lagrangian, are directly related to the effective-range expansion parameters for $1 + 2 \rightarrow 1 + 2$ elastic scattering (scattering length, effective range, etc), see Refs. [31, 32]. We would like to remind the reader here that the theory described by the Lagrangian given in Eq. (9) conserves particle number, so it can be applied in the elastic region only.

The Feynman rules, which are produced by the Lagrangian (9), should be amended by a prescription which states that the integrand in each Feynman integral is expanded in 3-momenta, each term is integrated by using dimensional regularization and the result is summed

³Note that in the conventional non-relativistic theory the number of the allowed terms at a given order in ϵ is much larger, because these terms are not restricted by the requirement of Lorentz-invariance. At the end, however, matching to the relativistic amplitude should be performed that effectively imposes such constraints on the low-energy couplings, because the number of physically independent low-energy parameters in the relativistic amplitude is smaller. In this way, the constraints are imposed in a perturbative manner, order by order in ϵ . On the contrary, in our approach, we impose the requirement of the Lorentz invariance from the beginning and avoid the introduction of the constraints at all. The key property which allows us to do this is that in our approach (unlike the conventional framework) non-relativistic loops are Lorentz-invariant by itself, so it suffices to impose Lorentz-invariance at tree level only. For more details, we refer the reader to Ref. [32]. The method of matching to the relativistic theory was already used in the construction of the heavy-baryon chiral effective Lagrangian in Ref. [33].

up again [31, 32]. Below, we shall consider the theory in a finite volume. It is easy to see that, for consistency, one should apply the same prescription, replacing the dimensionally regularized integrals by sums over discrete momenta. In particular, one has to discard everywhere discrete sums over polynomials in momenta, in accordance with the similar infinite-volume prescription in the dimensionally regularized theory.

Let us start in the infinite volume. Using the above Feynman rules, it is straightforward to ensure that the scattering T -matrix in the infinite volume in an arbitrary moving frame obeys the Lippmann-Schwinger (LS) equation:

$$T(\mathbf{p}_1, \mathbf{p}_2; \mathbf{q}_1, \mathbf{q}_2) = -V(\mathbf{p}_1, \mathbf{p}_2; \mathbf{q}_1, \mathbf{q}_2) - \int \frac{d^d \mathbf{k}_1}{(2\pi)^d 2w_1(\mathbf{k}_1)} \frac{d^d \mathbf{k}_2}{(2\pi)^d 2w_2(\mathbf{k}_2)} \\ \times (2\pi)^d \delta^d(\mathbf{p}_1 + \mathbf{p}_2 - \mathbf{k}_1 - \mathbf{k}_2) \frac{V(\mathbf{p}_1, \mathbf{p}_2; \mathbf{k}_1, \mathbf{k}_2) T(\mathbf{k}_1, \mathbf{k}_2; \mathbf{q}_1, \mathbf{q}_2)}{w_1(\mathbf{k}_1) + w_2(\mathbf{k}_2) - w_1(\mathbf{p}_1) - w_2(\mathbf{p}_2) - i0}, \quad (11)$$

where $w_i(\mathbf{l}) = \sqrt{m_i^2 + \mathbf{l}^2}$ and the potential is given by the matrix element of the interaction Hamiltonian, which is derived from the Lagrangian (9) by the canonical procedure, between the two-particle states

$$\langle \mathbf{p}_1, \mathbf{p}_2 | H_I | \mathbf{q}_1, \mathbf{q}_2 \rangle = (2\pi)^3 \delta^3(\mathbf{p}_1 + \mathbf{p}_2 - \mathbf{q}_1 - \mathbf{q}_2) V(\mathbf{p}_1, \mathbf{p}_2; \mathbf{q}_1, \mathbf{q}_2). \quad (12)$$

Note that we have used dimensional regularization in Eq. (11). The parameter d denotes the number of space dimensions (at the end of calculations, $d \rightarrow 3$).

By construction, the potential V is a Lorentz-invariant low-energy polynomial that depends only on scalar products of the 4-momenta. The first few terms in the expansion are given by

$$-V(\mathbf{p}_1, \mathbf{p}_2; \mathbf{q}_1, \mathbf{q}_2) = C_0 + C_1(p_1 p_2 + q_1 q_2 - 2m_1 m_2) + C_2(p_2 - p_1)(q_2 - q_1) + O(\epsilon^4), \quad (13)$$

where, e.g., $p_1 p_2 = w_1(\mathbf{p}_1) w_2(\mathbf{p}_2) - \mathbf{p}_1 \mathbf{p}_2$, etc. In general, defining the center-of-mass (CM) and relative momenta, according to

$$P = p_1 + p_2, \quad p = \mu_2 p_1 - \mu_1 p_2, \quad \mu_{1,2} = \frac{1}{2} \left(1 \pm \frac{m_1^2 - m_2^2}{P^2} \right), \quad p^2 = \frac{\lambda(P^2, m_1^2, m_2^2)}{4P^2}, \\ Q = q_1 + q_2, \quad q = \mu'_2 q_1 - \mu'_1 q_2, \quad \mu'_{1,2} = \frac{1}{2} \left(1 \pm \frac{m_1^2 - m_2^2}{Q^2} \right), \quad q^2 = \frac{\lambda(Q^2, m_1^2, m_2^2)}{4Q^2}, \quad (14)$$

where $\lambda(x, y, z)$ denotes the Källén triangle function, it can be seen that V is a low-energy polynomial of six independent Lorentz-invariant arguments p^2, q^2, pq, PQ, Pq, pQ . The original arguments $p_1 p_2, p_1 q_1, p_1 q_2, p_2 q_1, p_2 q_2, q_1 q_2$ can be expressed through linear combinations of these arguments with coefficients, which themselves are low-energy polynomials.

Consider now the partial-wave expansion of the potential. To this end, we define the momenta boosted to the CM frame (note that the boost velocity is different in the initial and the

final states, because the potential is generally off the energy shell):

$$\begin{aligned}
\mathbf{p}^* &= \mathbf{p} + \mathbf{P} \left((\gamma - 1) \frac{\mathbf{p}\mathbf{P}}{\mathbf{P}^2} - \gamma v \frac{p_0}{|\mathbf{P}|} \right), & p_0^* &= \gamma p_0 - \gamma v \frac{\mathbf{p}\mathbf{P}}{|\mathbf{P}|} = 0, \\
P_\mu^* &= (\sqrt{P^2}, \mathbf{0}), & v &= \frac{|\mathbf{P}|}{P_0}, & \gamma &= (1 - v^2)^{-1/2}, \\
\mathbf{q}^* &= \mathbf{q} + \mathbf{Q} \left((\gamma' - 1) \frac{\mathbf{q}\mathbf{Q}}{\mathbf{Q}^2} - \gamma' v' \frac{q_0}{|\mathbf{Q}|} \right), & q_0^* &= \gamma' q_0 - \gamma' v' \frac{\mathbf{q}\mathbf{Q}}{|\mathbf{Q}|} = 0, \\
Q_\mu^* &= (\sqrt{Q^2}, \mathbf{0}), & v' &= \frac{|\mathbf{Q}|}{Q_0}, & \gamma' &= (1 - (v')^2)^{-1/2}.
\end{aligned} \tag{15}$$

Taking into account the fact that $\mathbf{P} = \mathbf{Q}$ in the ‘‘lab frame,’’ it is straightforward to show that

$$\begin{aligned}
pq &= p^* q^* + O((P^0 - Q^0)^2) = -\mathbf{p}^* \mathbf{q}^* + O((P^0 - Q^0)^2), \\
PQ &= P^* Q^* + O((P_0 - Q_0)^2) = \sqrt{P^2} \sqrt{Q^2} + O((P_0 - Q_0)^2), \\
Pq &= P^* q^* + O(P_0 - Q_0) = 0 + O(P_0 - Q_0), \\
pQ &= p^* Q^* + O(P_0 - Q_0) = 0 + O(P_0 - Q_0).
\end{aligned} \tag{16}$$

In addition, p^2 and q^2 can be expressed in terms of P^2 and Q^2 , respectively. This means that, up to terms that vanish as $P_0 \rightarrow Q_0$, the potential can be rewritten in the following form

$$-V(\mathbf{p}_1, \mathbf{p}_2; \mathbf{q}_1, \mathbf{q}_2) = -4\pi \sum_{lm} v_l(|\mathbf{p}^*|, |\mathbf{q}^*|) \mathcal{Y}_{lm}(\mathbf{p}^*) \mathcal{Y}_{lm}^*(\mathbf{q}^*) + O(P_0 - Q_0). \tag{17}$$

Here, the function v_l can be chosen to be real and symmetric with respect to its arguments, i.e., Eq. (17) describes a Hermitean potential. The quantity $\mathcal{Y}_{lm}(\mathbf{p})$ is defined as $\mathcal{Y}_{lm}(\mathbf{p}) = |\mathbf{p}|^l Y_{lm}(\hat{\mathbf{p}})$, where Y_{lm} are the usual spherical harmonics. The terms that vanish as $P_0 \rightarrow Q_0$ can be omitted from now on. The justification for this is the fact that the parameters in the potential are determined by matching to the physical S -matrix elements (on shell), order by order in the low-energy expansion. The omitted terms do not contribute either at tree level or in loops (the latter because the *regular* momentum integrals vanish in dimensional regularization). Consequently, one may consistently set these terms equal to zero from the beginning.

Performing now the partial-wave expansion in the amplitude

$$T(\mathbf{p}_1, \mathbf{p}_2; \mathbf{q}_1, \mathbf{q}_2) = 4\pi \sum_{lm} t_l(|\mathbf{p}^*|, |\mathbf{q}^*|) \mathcal{Y}_{lm}(\mathbf{p}^*) \mathcal{Y}_{lm}^*(\mathbf{q}^*), \tag{18}$$

substituting this expansion into the LS equation (11), and using the properties of dimensional regularization, on the energy shell $|\mathbf{p}^*| = |\mathbf{q}^*| = \lambda^{1/2}(s, m_1^2, m_2^2)/(2\sqrt{s})$ we get

$$t_l(s) = -v_l(s) - v_l(s) |\mathbf{p}^*|^{2l} G(s) t_l(s), \tag{19}$$

where the obvious shorthand notations for the on-shell quantities $v_l(s) = v_l(|\mathbf{p}^*|, |\mathbf{p}^*|)$ and $t_l(s) = t_l(|\mathbf{p}^*|, |\mathbf{p}^*|)$ are used. The quantity $G(s)$ is given by [31, 32]:

$$G(s) = \int \frac{d^d \mathbf{k}_1}{(2\pi)^d 2w_1(\mathbf{k}_1)} \frac{d^d \mathbf{k}_2}{(2\pi)^d 2w_2(\mathbf{k}_2)} \frac{(2\pi)^d \delta^d(\mathbf{P} - \mathbf{k}_1 - \mathbf{k}_2)}{w_1(\mathbf{k}_1) + w_2(\mathbf{k}_2) - P_0 - i0} = \frac{i|\mathbf{p}^*|}{8\pi\sqrt{s}}. \quad (20)$$

Further, unitarity gives:

$$t_l(s) = \frac{8\pi\sqrt{s}}{|\mathbf{p}^*|^{2l+1}} e^{i\delta_l(s)} \sin \delta_l(s), \quad v_l(s) = -\frac{8\pi\sqrt{s}}{|\mathbf{p}^*|^{2l+1}} \tan \delta_l(s), \quad (21)$$

where $\delta_l(s)$ is the scattering phase.

The transition to the finite volume is performed in the ‘‘lab frame’’. The momenta are discretized according to

$$\mathbf{k}_i = \frac{2\pi}{L} \mathbf{n}_i, \quad \mathbf{n}_i \in \mathbb{Z}^3. \quad (22)$$

The partial-wave expansion of the potential does not change. However, since the introduction of a cubic box breaks rotational symmetry, the partial-wave expansion of the scattering amplitude has to be modified:

$$T(\mathbf{p}_1, \mathbf{p}_2; \mathbf{q}_1, \mathbf{q}_2) = (4\pi) \sum_{lm, l'm'} t_{lm, l'm'}(|\mathbf{p}^*|, |\mathbf{q}^*|; \mathbf{P}) \mathcal{Y}_{lm}(\mathbf{p}^*) \mathcal{Y}_{l'm'}^*(\mathbf{q}^*). \quad (23)$$

Substituting this expression into the Lippmann-Schwinger equation, on the energy shell we obtain:

$$t_{lm, l'm'}(s; \mathbf{P}) = -\delta_{lm, l'm'} v_l(s) - 4\pi \sum_{l''m''} v_l(s) \mathcal{X}_{lm, l''m''}(s, \mathbf{P}) t_{l''m'', l'm'}(s; \mathbf{P}), \quad (24)$$

where

$$\mathcal{X}_{lm, l'm'}(s, \mathbf{P}) = \frac{1}{L^3} \sum_{\mathbf{k}_1} \frac{\mathcal{Y}_{lm}^*(\mathbf{k}^*) \mathcal{Y}_{l'm'}(\mathbf{k}^*)}{2w_1(\mathbf{k}_1) 2w_2(\mathbf{P} - \mathbf{k}_1) (w_1(\mathbf{k}_1) + w_2(\mathbf{P} - \mathbf{k}_1) - P_0)}. \quad (25)$$

Next, we use the identity [32]

$$\begin{aligned} \frac{1}{4w_1 w_2 (w_1 + w_2 - P_0)} &= \frac{1}{2P_0} \frac{1}{\mathbf{k}^2 - \frac{(\mathbf{k}\mathbf{P})^2}{P_0^2} - (\mathbf{p}^*)^2} \\ &+ \frac{1}{4w_1 w_2} \left(\frac{1}{w_1 + w_2 + P_0} - \frac{1}{w_1 - w_2 + P_0} - \frac{1}{w_2 - w_1 + P_0} \right), \end{aligned} \quad (26)$$

where $\mathbf{k} = \mathbf{k}_1 + \mu_1 \mathbf{P}$. One can straightforwardly check that the term in the brackets does not become singular in the physical region. Using the regular summation theorem [34], one may then replace the sum over \mathbf{k}_1 in this term by the integral. Further, to be consistent with

our prescription for the calculation of the Feynman integrals in dimensional regularization, one should put these integrals to zero. After this, the expression for $\mathcal{X}_{lm,l'm'}(s, \mathbf{P})$ takes the following form:

$$\mathcal{X}_{lm,l'm'}(s, \mathbf{P}) = \frac{1}{2P_0} \frac{1}{L^3} \sum_{\mathbf{k}=\mathbf{k}_1+\mu_1\mathbf{P}} \frac{\mathcal{Y}_{lm}^*(\mathbf{k}^*)\mathcal{Y}_{l'm'}(\mathbf{k}^*)}{\mathbf{k}^2 - \frac{(\mathbf{k}\mathbf{P})^2}{P_0^2} - (\mathbf{p}^*)^2}. \quad (27)$$

In order to transform this equation further, let us define the parallel and perpendicular components of the three vectors with respect to the CM momentum \mathbf{P} . In particular, one may write $\mathbf{k}^* = (k_{\parallel}^*, \mathbf{k}_{\perp}^*)$, where $k_{\parallel}^* = (\gamma^*)^{-1}k_{\parallel}$, $\mathbf{k}_{\perp}^* = \mathbf{k}_{\perp}$ and $\gamma^* = (1 - (v^*)^2)^{-1/2}$, $v^* = |\mathbf{P}|/E^* = |\mathbf{P}|/(w_1(\mathbf{k}^*) + w_2(\mathbf{k}^*))$. Consequently, on the energy shell $E^* = P_0$ we obtain: $\mathbf{k}^* = \mathbf{r} = (\gamma^{-1}k_{\parallel}, \mathbf{k}_{\perp})$ with $\gamma = (1 - \mathbf{P}^2/P_0^2)^{-1/2}$. Up to exponentially suppressed terms, Eq. (27) now takes the form

$$\begin{aligned} \mathcal{X}_{lm,l'm'}(s, \mathbf{P}) &= \frac{(p^*)^{l+l'+1}}{32\pi^2\sqrt{s}} i^{l-l'} \mathcal{M}_{lm,l'm'}(s, \mathbf{P}), \\ \mathcal{M}_{lm,l'm'}(s, \mathbf{P}) &= \frac{(-)^l}{\pi^{3/2}\gamma} \sum_{j=|l-l'|}^{l+l'} \sum_{s=-j}^j \frac{i^j}{\eta^{j+1}} Z_{js}^{\mathbf{d}}(1; s) C_{lm,js,l'm'}, \\ C_{lm,js,l'm'} &= (-)^{m'} i^{l-j+l'} \sqrt{(2l+1)(2j+1)(2l'+1)} \begin{pmatrix} l & j & l' \\ m & s & -m' \end{pmatrix} \begin{pmatrix} l & j & l' \\ 0 & 0 & 0 \end{pmatrix}, \end{aligned} \quad (28)$$

where

$$\mathbf{d} = \frac{2\pi}{L} \mathbf{P}, \quad \eta = \frac{|\mathbf{p}^*|L}{2\pi}, \quad (29)$$

and

$$Z_{lm}^{\mathbf{d}}(1; s) = \sum_{\mathbf{r} \in P_d} \frac{\mathcal{Y}_{lm}(\mathbf{r})}{\mathbf{r}^2 - \eta^2}, \quad P_d = \{\mathbf{r} = \mathbb{R}^3 \mid r_{\parallel} = \gamma^{-1}(n_{\parallel} - \mu_1|\mathbf{d}|), \mathbf{r}_{\perp} = \mathbf{n}_{\perp}, \mathbf{n} \in \mathbb{Z}^3\}. \quad (30)$$

Note that $Z_{lm}^{\mathbf{d}}(1; s)$ is a function of s and not merely η^2 , as in the rest frame. This happens because the kinematical factor γ depends on s .

The finite-volume spectrum is determined by the pole positions of the scattering matrix. The poles emerge when the determinant of the system of linear equations (24) vanishes. Taking into account Eqs. (21,28), the equation determining the the energy spectrum can be written in the following form:

$$\det \left(\delta_{ll'} \delta_{mm'} - \tan \delta_l(s) \mathcal{M}_{lm,l'm'}(s; \mathbf{P}) \right) = 0. \quad (31)$$

This is Lüscher's equation in a moving frame, or the Gottlieb-Rummukainen formula (see Refs. [20, 24, 25, 27]). It can be also shown that, in the large- L limit, the equations obtained

in Ref. [35] reduces to Eq. (31), if all partial waves, except the S-wave, are neglected. Using discrete symmetries, the system of linear equations (31), that couples all partial waves, can be partially diagonalized. We do not, however, address this problem here. A full-fledged group-theoretical analysis of the Gottlieb-Rummukainen formula with the inclusion of the spin of the particles forms the subject of a separate investigation [28].

The equation (31) enables one to extract the scattering phase shift from the measured energy spectrum on the lattice. In order to extract a resonance pole position in the complex plane from the phase, additional effort is needed. For example, one could assume that the *effective range expansion is valid up to the resonance energy*. This assumption works well, e.g., for the physical Δ -resonance. The effective-range expansion for the scattering phase shift is written as:

$$p^{2l+1} \cot \delta_l(s) = -\frac{1}{a_l} + \frac{1}{2} r_l p^2 + O(p^4), \quad p^2 = \frac{\lambda(s, m_1^2, m_2^2)}{4s}. \quad (32)$$

This means that the lattice data allow one to determine the scattering length a_l , the effective range r_l , etc. The pole position p_R (on the second sheet) is then determined by solving an algebraic equation with known coefficients:

$$p_R^{2l+1} \cot \delta_l(s_R) = -\frac{1}{a_l} + \frac{1}{2} r_l p_R^2 + \dots = -i p_R^{2l+1}. \quad (33)$$

It should be stressed that, in order to justify the application of this procedure, the data should cover the energy range where the resonance mass is located. There exist alternative strategies, which may be applied, if the use of the effective-range expansion is questionable. However, the present paper is mainly focused on the study of the resonance matrix elements. In order to make the conceptual discussion of this issue as transparent as possible, below we restrict ourselves to the situation where the effective-range expansion can be used without problems.

3 Lüscher-Lellouch formula for the scalar form factor from the non-relativistic EFT

Before investigating the resonance matrix elements, we consider the simpler problem for matrix elements of stable states and re-derive the Lüscher-Lellouch formula [19] in an arbitrary moving frame within the non-relativistic EFT. To ease notations, we treat the equal mass case $m_1 = m_2 = m$ here, albeit the formalism can be straightforwardly generalized to the unequal-mass case⁴. As an example, we consider the (scalar) form factor in the time-like region. In order to study the form factor, the non-relativistic Lagrangian in Eq. (9) should be equipped by the part that describes the interaction with the external field $A(x)$. This part of the Lagrangians takes the form

$$\mathcal{L}_A = eA(x)j(x) = eA \left\{ \Phi_1^\dagger \Phi_2^\dagger + D_1 \left[\Phi_1^\dagger (\Phi_2^\dagger)_\mu + 2(\Phi_1^\dagger)^\mu (\Phi_2^\dagger)_\mu + (\Phi_1^\dagger)_\mu \Phi_2^\dagger \right] + \dots \right\} + \text{h.c.}, \quad (34)$$

⁴We have in mind, e.g., the calculation of the pion form factor.

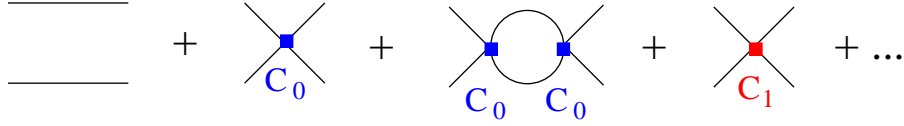


Figure 1: Diagrams contributing to the matrix element on the l.h.s of Eq. (37) in perturbation theory. The first diagram corresponds to the free propagation of the fields $\Phi_{1,2}$.

where (cf with Eq. (10))

$$(\Phi_i^\dagger)_{\nu\dots}^{\mu\dots} = (\mathcal{P}_i^\dagger)^\mu \dots (\mathcal{P}_i^\dagger)_\nu \dots \Phi_i^\dagger, \quad (35)$$

and the low-energy constants e, D_1, \dots describe the coupling of the field $A(x)$ to $\Phi_{1,2}$ (note that a similar approach to the electroweak matrix elements in the two-nucleon sector of QCD was adopted in Ref. [36]).

Define now the operators

$$\begin{aligned} \mathcal{O}(x_0; \mathbf{P}, \mathbf{k}) &= \int_{-L/2}^{L/2} d^3\mathbf{x} d^3\mathbf{y} e^{-\frac{i}{2}\mathbf{P}(\mathbf{x}+\mathbf{y}) - i\mathbf{k}(\mathbf{x}-\mathbf{y})} \Phi_1(x_0, \mathbf{x})\Phi_2(x_0, \mathbf{y}), \\ \mathcal{O}^\dagger(x_0; \mathbf{P}, \mathbf{k}) &= \int_{-L/2}^{L/2} d^3\mathbf{x} d^3\mathbf{y} e^{\frac{i}{2}\mathbf{P}(\mathbf{x}+\mathbf{y}) + i\mathbf{k}(\mathbf{x}-\mathbf{y})} \Phi_1^\dagger(x_0, \mathbf{x})\Phi_2^\dagger(x_0, \mathbf{y}), \\ \mathbf{P} &= \frac{2\pi}{L} \mathbf{m}, \quad \mathbf{k} = \frac{2\pi}{L} \left(\mathbf{n} + \frac{1}{2} \mathbf{m} \right), \quad \mathbf{m}, \mathbf{n} \in \mathbb{Z}^3, \end{aligned} \quad (36)$$

and consider the following matrix element in Euclidean space for $x_0 > y_0$:

$$\langle 0 | \mathcal{O}(x_0; \mathbf{P}, \mathbf{k}) \mathcal{O}^\dagger(y_0; \mathbf{P}, \mathbf{k}) | 0 \rangle = \sum_n |\langle 0 | \mathcal{O}(0; \mathbf{P}, \mathbf{k}) | E_n(\mathbf{P}) \rangle|^2 e^{-E_n(x_0 - y_0)}, \quad (37)$$

where the $E_n = E_n(\mathbf{P})$ denote the energy eigenvalues for the eigenstates with total momentum \mathbf{P} .

Note that in the non-relativistic EFT the above matrix element can be calculated in perturbation theory. The pertinent diagrams are shown in Fig. 1. Using the Euclidean-space propagator in the non-relativistic EFT

$$\langle 0 | T \Phi_i(x) \Phi_i^\dagger(y) | 0 \rangle = \int \frac{dp_0}{2\pi} \frac{1}{L^3} \sum_{\mathbf{p}} \frac{e^{ip_0(x_0 - y_0) + i\mathbf{p}(\mathbf{x} - \mathbf{y})}}{2w(\mathbf{p})(w(\mathbf{p}) + ip_0)}, \quad w(\mathbf{p}) = \sqrt{m^2 + \mathbf{p}^2}, \quad (38)$$

for this matrix element we get:

$$\begin{aligned} \langle 0 | \mathcal{O}(x_0; \mathbf{P}, \mathbf{k}) \mathcal{O}^\dagger(y_0; \mathbf{P}, \mathbf{k}) | 0 \rangle &= L^3 \int \frac{dP_0}{2\pi} e^{iP_0(x_0 - y_0)} \\ &\times \left\{ \frac{-iL^3}{4w_1(\mathbf{k})w_2(\mathbf{k})(P_0 - i(w_1(\mathbf{k}) + w_2(\mathbf{k})))} - \frac{T}{(4w_1(\mathbf{k})w_2(\mathbf{k}))^2(P_0 - i(w_1(\mathbf{k}) + w_2(\mathbf{k})))^2} \right\}, \end{aligned} \quad (39)$$

where

$$w_1(\mathbf{k}) = \sqrt{m^2 + \left(\frac{\mathbf{P}}{2} + \mathbf{k}\right)^2}, \quad w_2(\mathbf{k}) = \sqrt{m^2 + \left(\frac{\mathbf{P}}{2} - \mathbf{k}\right)^2}, \quad (40)$$

and T is the forward scattering amplitude of the particles 1 and 2 in the moving frame (see Fig. 1):

$$\begin{aligned} T &= C_0 + C_0^2 \frac{1}{L^3} \sum_{\mathbf{l}} \frac{1}{4w_1(\mathbf{l})w_2(\mathbf{l})(w_1(\mathbf{l}) + w_2(\mathbf{l}) + iP_0)} + \dots \\ &= C_0 + C_0^2 \frac{p^*}{8\pi^{5/2}\sqrt{s}\gamma\eta} Z_{00}^{\mathbf{d}}(1; s) + \dots, \\ s &= -(P_0^2 + \mathbf{P}^2), \quad \gamma = \left(1 + \frac{\mathbf{P}^2}{P_0^2}\right)^{-1/2}, \quad p^* = \sqrt{\frac{s}{4} - m^2}, \quad \eta = \frac{p^*L}{2\pi}, \end{aligned} \quad (41)$$

where we have used Eqs. (25,28), and where we have retained only the S-wave contribution in the scattering matrix in order to simplify the discussion of the scalar form factor. Using Eqs. (13,21), the tree-level and bubble diagrams in Fig. 1 can be summed up to all orders. The result on the energy shell is given by

$$T = \frac{8\pi\sqrt{s}}{p^* \cot \delta(s) + p^* \cot \phi^{\mathbf{d}}(s)}, \quad \tan \phi^{\mathbf{d}}(s) = -\frac{\pi^{3/2}\eta\gamma}{Z_{00}^{\mathbf{d}}(1; s)}, \quad (42)$$

where $\delta(s) = \delta_0(s)$ denotes the S-wave phase shift.

The eigenvalues are determined from the Gottlieb-Rummukainen equation (see section 2):

$$\delta(s) = -\phi^{\mathbf{d}}(s) + \pi n, \quad s = s_n, \quad \mathbf{P} \text{ fixed}. \quad (43)$$

The quantity T defined by Eq. (42) has poles at real values of $s = s_n$, i.e., at $P_0 = P_{0n} = iE_n$ where $E_n = E_n(\mathbf{P}) = \sqrt{s_n + \mathbf{P}^2}$. In the vicinity of this pole, the quantity T behaves as:

$$T \rightarrow \frac{32\pi \sin^2 \delta(s_n)}{\delta'(s) + (\phi^{\mathbf{d}}(s_n))'} \frac{\sqrt{s_n}}{E_n} \frac{1}{E_n + iP_0} + \text{regular terms}, \quad (44)$$

where the derivative is taken with respect to the variable p^* . Substituting now this expression into Eq. (39), performing the integral over P_0 and taking into account the fact that the “free” poles at $P_0 = i(w_1(\mathbf{k}) + w_2(\mathbf{k}))$ cancel in the integrand, the final expression for the matrix element in Eq. (39) for $x_0 - y_0 > 0$ reads:

$$\begin{aligned} \langle 0 | \mathcal{O}(x_0; \mathbf{P}, \mathbf{k}) \mathcal{O}^\dagger(y_0; \mathbf{P}, \mathbf{k}) | 0 \rangle &= L^3 \sum_n \frac{32\pi \sin^2 \delta(s_n)}{\delta'(s) + (\phi^{\mathbf{d}}(s_n))'} \frac{\sqrt{s_n}}{E_n} \\ &\times \frac{e^{-E_n(x_0 - y_0)}}{(4w_1(\mathbf{k})w_2(\mathbf{k}))^2 (E_n - w_1(\mathbf{k}) - w_2(\mathbf{k}))^2}. \end{aligned} \quad (45)$$

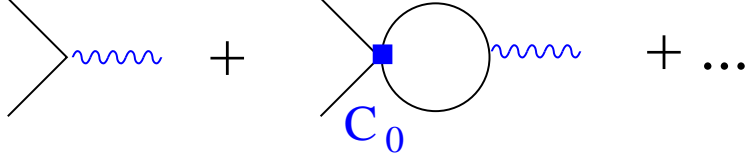


Figure 2: Diagrams contributing to the vertex function. The wiggly line corresponds to the external field $A(x)$.

Comparing this expression with Eq. (37), one reads off:

$$\begin{aligned}
|\langle 0|\mathcal{O}(0; \mathbf{P}, \mathbf{k})|E_n(\mathbf{P})\rangle| &= L^{3/2} \left(\frac{32\pi \sin^2 \delta(s_n)}{|\delta'(s) + (\phi^{\mathbf{d}}(s_n))'|} \frac{\sqrt{s_n}}{E_n} \right)^{1/2} \\
&\times \frac{1}{4w_1(\mathbf{k})w_2(\mathbf{k})} \frac{1}{|E_n - w_1(\mathbf{k}) - w_2(\mathbf{k})|}. \quad (46)
\end{aligned}$$

Next, we turn to the determination of the form factor in the time-like region. To this end, we have to consider the amplitude of pair creation from the vacuum in the presence of an external field $A(x)$, at the first order in the coupling e . This matrix element is described by

$$\langle 0|\mathcal{O}(x_0, \mathbf{P}, \mathbf{k}) \mathcal{L}_A(0)|0\rangle = eA(0)F[\mathbf{k}, \mathbf{P}; x_0], \quad x_0 > 0. \quad (47)$$

We evaluate the quantity F in perturbation theory. The pertinent diagrams are shown in Fig. 2. Summing up all bubbles yields:

$$F[\mathbf{k}, \mathbf{P}; x_0] = \bar{F}(t) \int \frac{dP_0}{2\pi i} \frac{e^{iP_0 x_0}}{4w_1(\mathbf{k})w_2(\mathbf{k})(P_0 - i(w_1(\mathbf{k}) + w_2(\mathbf{k})))} \frac{p^* \cot \delta(s)}{p^* \cot \delta(s) + p^* \cot \phi^{\mathbf{d}}(s)}, \quad (48)$$

where the quantity $\bar{F}(t)$ can be read off the Lagrangian in Eq. (34) at tree level

$$\begin{aligned}
\bar{F}(t) &= 1 + D_1 t + O(t^2), \quad t = (k_1 + k_2)^2, \\
k_1^\mu &= \left(w_1(\mathbf{k}), \frac{\mathbf{P}}{2} + \mathbf{k} \right), \quad k_2^\mu = \left(w_2(\mathbf{k}), \frac{\mathbf{P}}{2} - \mathbf{k} \right). \quad (49)
\end{aligned}$$

Using Eq. (44), we may now perform the integration over the variable P_0 in Eq. (48), with the result

$$F[\mathbf{k}, \mathbf{P}; x_0] = \bar{F}(t) \sum_n \frac{e^{-E_n x_0}}{4w_1(\mathbf{k})w_2(\mathbf{k})(w_1(\mathbf{k}) + w_2(\mathbf{k}) - E_n)} \frac{4p^* \cot \delta(s_n) \sin^2 \delta(s_n)}{(\delta'(s) + (\phi^{\mathbf{d}}(s_n))')E_n}. \quad (50)$$

On the other hand, the matrix element in Eq. (47) has the following representation:

$$\langle 0|\mathcal{O}(x_0, \mathbf{P}, \mathbf{k}) \mathcal{L}_A(0)|0\rangle = eA(0) \sum_n e^{-E_n x_0} \langle 0|\mathcal{O}(0, \mathbf{P}, \mathbf{k})|E_n(\mathbf{P})\rangle \langle E_n(\mathbf{P})|j(0)|0\rangle. \quad (51)$$

Using Eqs. (46), (50) and (51), we get

$$|\langle E_n(\mathbf{P})|j(0)|0\rangle| = L^{-3/2}|\bar{F}(t)|\frac{p^*|\cos\delta(s_n)|}{(2\pi\sqrt{s}E_n)^{1/2}}\frac{1}{|\delta'(s) + (\phi^{\mathbf{d}}(s_n))'|^{1/2}}. \quad (52)$$

This is the expression of the matrix element in a finite volume. It should be compared with its counterpart in the infinite volume, which is obtained by using Watson's theorem:

$$\langle k_1, k_2; \text{out}|j(0)|0\rangle = F(t), \quad |F(t)| = |\bar{F}(t)\cos\delta(s)|. \quad (53)$$

From Eqs. (52) and (53) we finally get:

$$|F(t)|^2 = |L^{3/2}\langle E_n(\mathbf{P})|j(0)|0\rangle|^2\frac{2\pi\sqrt{s}E_n}{(p^*)^2}|\delta'(s) + (\phi^{\mathbf{d}}(s_n))'|. \quad (54)$$

This expression allows one to extract the absolute value of a scalar form factor in the time-like region from the measured matrix element $\langle E_n(\mathbf{P})|j(0)|0\rangle$ in a finite volume. Since the phase of this form factor, which is determined by Watson's theorem, is also measurable on the lattice, we finally conclude that the real and imaginary parts of the form factor can be measured on the lattice in the elastic region.

In the rest frame, the expression in Eq. (54) is similar to the expression obtained in Ref. [21], apart from a difference in a kinematical factor which is related to the fact that there a vector form factor instead of a scalar one was considered. It can be also shown that, by using our method, one exactly reproduces the Lüscher-Lellouch formula in moving frames [20, 37, 38].

4 Extraction of resonance matrix elements in a finite volume

Having considered the case of the form factor in the time-like region in great detail, we turn to the extraction of the resonance form factor. The part of the Lagrangian that describes the interaction with the external scalar field $A(x)$, looks now as follows:

$$\bar{\mathcal{L}}_A = A(x)\bar{j}(x) = e_1A(\Phi_1^\dagger\Phi_1 + \dots) + e_2A(\Phi_2^\dagger\Phi_2 + \dots) + E_0A(\Phi_1^\dagger\Phi_2^\dagger\Phi_1\Phi_2 + \dots), \quad (55)$$

where $e_{1,2}, E_0, \dots$ denote low-energy couplings, and the ellipses stand for the terms with higher derivatives. It is seen that, in general, the current $\bar{j}(x)$ consists of one-body currents and a two-body current, whose coupling at lowest order is given by E_0 .

We make the following choice for the resonance field operators:

$$\begin{aligned} \mathcal{O}(x_0; \mathbf{P}) &= \int_{-L/2}^{L/2} d^3\mathbf{x} e^{-i\mathbf{P}\mathbf{x}} \Phi_1(x_0, \mathbf{x})\Phi_2(x_0, \mathbf{x}), \\ \mathcal{O}^\dagger(y_0; \mathbf{Q}) &= \int_{-L/2}^{L/2} d^3\mathbf{y} e^{i\mathbf{Q}\mathbf{y}} \Phi_1^\dagger(y_0, \mathbf{y})\Phi_2^\dagger(y_0, \mathbf{y}). \end{aligned} \quad (56)$$

$$\begin{aligned}
\mathbf{M}_1^{(1)} &= \begin{array}{c} \text{---} \\ \text{---} \end{array} \begin{array}{c} \text{---} \\ \text{---} \end{array} \\
&\quad \begin{array}{c} \text{---} \\ \text{---} \end{array} \begin{array}{c} \text{---} \\ \text{---} \end{array} \\
&\quad \begin{array}{c} \text{---} \\ \text{---} \end{array} \begin{array}{c} \text{---} \\ \text{---} \end{array} \\
\mathbf{M}_1^{(2)} &= \left(\begin{array}{c} \text{---} \\ \text{---} \end{array} \begin{array}{c} \text{---} \\ \text{---} \end{array} + \begin{array}{c} \text{---} \\ \text{---} \end{array} \begin{array}{c} \text{---} \\ \text{---} \end{array} \right) \text{---} \text{---} \text{---} \dots \text{---} \text{---} \\
\mathbf{M}_1^{(3)} &= \text{---} \text{---} \text{---} \text{---} \left(\begin{array}{c} \text{---} \\ \text{---} \end{array} \begin{array}{c} \text{---} \\ \text{---} \end{array} + \begin{array}{c} \text{---} \\ \text{---} \end{array} \begin{array}{c} \text{---} \\ \text{---} \end{array} \right) \\
\mathbf{M}_1^{(4)} &= \text{---} \text{---} \text{---} \text{---} \left(\begin{array}{c} \text{---} \\ \text{---} \end{array} \begin{array}{c} \text{---} \\ \text{---} \end{array} + \begin{array}{c} \text{---} \\ \text{---} \end{array} \begin{array}{c} \text{---} \\ \text{---} \end{array} \right) \text{---} \text{---} \text{---} \dots \text{---} \text{---} \\
\mathbf{M}_2 &= \text{---} \text{---} \text{---} \text{---} \begin{array}{c} \text{---} \\ \text{---} \end{array} \begin{array}{c} \text{---} \\ \text{---} \end{array} \text{---} \text{---} \text{---} \text{---} \text{---} \text{---} \text{---}
\end{aligned}$$

Figure 3: The diagrams describing the quantity $M = M_1 + M_2$ in Eq. (58). M_1 and M_2 correspond to the contributions of the one- and two-body currents, respectively. The wiggly line corresponds to the external field $A(x)$. All initial- and final-state interactions are summed up in the bubble chains.

The first-order scattering amplitude of the particles 1 and 2 in the external field $A(x)$ can again be calculated using perturbation theory. The pertinent diagrams are depicted in Fig. 3. The result of the calculation is (cf. with Eqs. (47,48)):

$$\langle 0 | \mathcal{O}(x_0, \mathbf{P}) \bar{\mathcal{L}}_A(0) \mathcal{O}^\dagger(y_0, \mathbf{Q}) | 0 \rangle = A(0) \bar{F}(\mathbf{P}, \mathbf{Q}, x_0, y_0), \quad x_0 > 0, y_0 < 0, \quad (57)$$

where

$$F(\mathbf{P}, \mathbf{Q}, x_0, y_0) = \frac{1}{L^6} \sum_{\mathbf{p}, \mathbf{q}} \int \frac{dP_0}{2\pi i} \frac{dQ_0}{2\pi i} \frac{e^{iP_0 x_0} M(P_0, \mathbf{P}, \mathbf{p}; Q_0, \mathbf{Q}, \mathbf{q}) e^{-iQ_0 y_0}}{4w_1 w_2 (P_0 - i(w_1 + w_2)) 4w'_1 w'_2 (Q_0 - i(w'_1 + w'_2))}, \quad (58)$$

where

$$\begin{aligned}
w_1 &= \sqrt{m^2 + \left(\frac{\mathbf{P}}{2} + \mathbf{p}\right)}, & w_2 &= \sqrt{m^2 + \left(\frac{\mathbf{P}}{2} - \mathbf{p}\right)}, \\
w'_1 &= \sqrt{m^2 + \left(\frac{\mathbf{Q}}{2} + \mathbf{q}\right)}, & w'_2 &= \sqrt{m^2 + \left(\frac{\mathbf{Q}}{2} - \mathbf{q}\right)}.
\end{aligned} \tag{59}$$

The diagrammatic expansion of the quantity M is shown in Fig. 3. It consists of the contributions corresponding to the one-body and two-body currents (see Eq. (55)). Retaining only the S-wave contribution in the initial- and final-state rescattering amplitudes, we get:

$$M = M_1 + M_2, \quad M_1 = M_1^{(1)} + M_1^{(2)} + M_1^{(3)} + M_1^{(4)}, \tag{60}$$

where

$$\begin{aligned}
M_1^{(1)} &= (2w_2)\Gamma_1\left(\frac{\mathbf{P}}{2} + \mathbf{p}, \frac{\mathbf{Q}}{2} + \mathbf{q}\right)L^3\delta_{\frac{\mathbf{P}}{2}-\mathbf{p}, \frac{\mathbf{Q}}{2}-\mathbf{q}} + (2w_1)\Gamma_2\left(\frac{\mathbf{P}}{2} - \mathbf{p}, \frac{\mathbf{Q}}{2} - \mathbf{q}\right)L^3\delta_{\frac{\mathbf{P}}{2}+\mathbf{p}, \frac{\mathbf{Q}}{2}+\mathbf{q}}, \\
M_1^{(2)} &= \frac{\Gamma_1\left(\frac{\mathbf{P}}{2} + \mathbf{p}, \mathbf{Q} - \frac{\mathbf{P}}{2} + \mathbf{p}\right)}{2\tilde{w}_1(\tilde{w}_1 + w_2 + iQ_0)}S(q^*) + \frac{\Gamma_2\left(\frac{\mathbf{P}}{2} - \mathbf{p}, \mathbf{Q} - \frac{\mathbf{P}}{2} - \mathbf{p}\right)}{2\tilde{w}_2(\tilde{w}_2 + w_1 + iQ_0)}S(q^*) + \bar{M}_1^{(2)}, \\
M_1^{(3)} &= \frac{\Gamma_1\left(\mathbf{P} - \frac{\mathbf{Q}}{2} + \mathbf{q}, \frac{\mathbf{Q}}{2} + \mathbf{q}\right)}{2\tilde{w}'_1(\tilde{w}'_1 + w'_2 + iP_0)}S(p^*) + \frac{\Gamma_2\left(\mathbf{P} - \frac{\mathbf{Q}}{2} - \mathbf{q}, \frac{\mathbf{Q}}{2} - \mathbf{q}\right)}{2\tilde{w}'_2(\tilde{w}'_2 + w'_1 + iP_0)}S(p^*) + \bar{M}_1^{(3)}, \\
M_1^{(4)} &= \frac{1}{L^3} \sum_{\mathbf{l}} \frac{S(p^*)(\Gamma_1(\mathbf{P} - \mathbf{l}, \mathbf{Q} - \mathbf{l}) + \Gamma_2(\mathbf{P} - \mathbf{l}, \mathbf{Q} - \mathbf{l}))S(q^*)}{8w(\mathbf{P} - \mathbf{l})w(\mathbf{Q} - \mathbf{l})w(\mathbf{l})(w(\mathbf{Q} - \mathbf{l}) + w(\mathbf{l}) + iQ_0)(w(\mathbf{P} - \mathbf{l}) + w(\mathbf{l}) + iP_0)} \\
&+ \bar{M}_1^{(4)}.
\end{aligned} \tag{61}$$

In the above expressions, $\bar{M}_1^{(2)}$ and $\bar{M}_1^{(3)}$ do not contain denominators linear in Q_0 and P_0 , respectively, but still include the factors $S(q^*)$, $S(p^*)$. The quantity $\bar{M}_1^{(4)}$ contains at most one energy denominator and both $S(q^*)$ and $S(p^*)$. These quantities emerge, because initial- and final-state rescattering occurs, in general, off the energy shell. Further,

$$\begin{aligned}
\tilde{w}_1 &= \sqrt{m^2 + \left(\mathbf{Q} - \frac{\mathbf{P}}{2} + \mathbf{p}\right)^2}, & \tilde{w}_2 &= \sqrt{m^2 + \left(\mathbf{Q} - \frac{\mathbf{P}}{2} - \mathbf{p}\right)^2}, \\
\tilde{w}'_1 &= \sqrt{m^2 + \left(\mathbf{P} - \frac{\mathbf{Q}}{2} + \mathbf{q}\right)^2}, & \tilde{w}'_2 &= \sqrt{m^2 + \left(\mathbf{P} - \frac{\mathbf{Q}}{2} - \mathbf{q}\right)^2},
\end{aligned} \tag{62}$$

$$\begin{aligned}
S(p^*) &= \frac{8\pi\sqrt{s}}{p^* \cot \delta(s) + p^* \cot \phi^{\mathbf{d}}(s)}, & S(q^*) &= \frac{8\pi\sqrt{s'}}{q^* \cot \delta(s') + q^* \cot \phi^{\mathbf{d}'}(s')}, \\
s &= -(P_0^2 + \mathbf{P}^2), & s' &= -(Q_0^2 + \mathbf{Q}^2), \\
p^* &= \sqrt{\frac{s}{4} - m^2}, & q^* &= \sqrt{\frac{s'}{4} - m^2}, & \mathbf{d} &= \frac{2\pi\mathbf{P}}{L}, & \mathbf{d}' &= \frac{2\pi\mathbf{Q}}{L},
\end{aligned} \tag{63}$$

and the $\Gamma_{1,2}$ denote the tree-level interaction vertices of the external field $A(x)$ with the fields $\Phi_{1,2}$.

After projection onto S-waves, the two-body current leads to the following contribution (see Fig. 3):

$$\begin{aligned}
M_2 &= \frac{p^* \cot \delta(s)}{p^* \cot \delta(s) + p^* \cot \phi^{\mathbf{d}}(s)} Z(iP_0, \mathbf{P}; iQ_0, \mathbf{Q}) \frac{q^* \cot \delta(s')}{q^* \cot \delta(s') + q^* \cot \phi^{\mathbf{d}'}(s')} \\
&+ \text{regular functions in } P_0 \text{ or } Q_0, ,
\end{aligned} \tag{64}$$

where the quantity Z is a low-energy polynomial.

It can be straightforwardly checked that the sum of all terms in the integrand in Eq. (58) do not have singularities at the free two-particle levels. The only singularities are simple poles that correspond to the energy levels in the full theory and emerge after the summation of the bubble chains. Taking this fact into account and performing the contour integration in the variables P_0, Q_0 by using Cauchy's theorem, we get:

$$\begin{aligned}
F(\mathbf{P}, \mathbf{Q}, x_0, y_0) &= \frac{1}{L^6} \sum_{\mathbf{p}, \mathbf{q}} \sum_{n,m} \frac{32\pi \sin^2 \delta(s_n) \sqrt{s_n} e^{-E_n x_0}}{4w_1 w_2 E_n (w_1 + w_2 - E_n) (\delta'(s_n) + (\phi^{\mathbf{d}}(s_n))')} V_{nm}(\mathbf{P}; \mathbf{Q}) \\
&\times \frac{32\pi \sin^2 \delta(s_m) \sqrt{s_m} e^{E_m y_0}}{4w'_1 w'_2 E_m (w'_1 + w'_2 - E_m) (\delta'(s_m) + (\phi^{\mathbf{d}}(s_m))')},
\end{aligned} \tag{65}$$

where

$$\begin{aligned}
V_{nm}(\mathbf{P}; \mathbf{Q}) &= \frac{1}{L^3} \sum_{\mathbf{l}} \frac{\Gamma_1(\mathbf{P} - \mathbf{l}, \mathbf{Q} - \mathbf{l}) + \Gamma_2(\mathbf{P} - \mathbf{l}, \mathbf{Q} - \mathbf{l})}{8w(\mathbf{P} - \mathbf{l})w(\mathbf{Q} - \mathbf{l})w(\mathbf{l})(w(\mathbf{P} - \mathbf{l}) + w(\mathbf{l}) - E_n)(w(\mathbf{Q} - \mathbf{l}) + w(\mathbf{l}) - E_m)} \\
&+ \frac{p_n^* \cot \delta(s_n)}{8\pi\sqrt{s_n}} Z(E_n, \mathbf{P}; E_m, \mathbf{Q}) \frac{q_m^* \cot \delta(s_m)}{8\pi\sqrt{s_m}}
\end{aligned} \tag{66}$$

with $p_n^* = p^*(s = s_n)$, $q_m^* = q^*(s' = s_m)$. In Eq. (65), the Gottlieb-Rummukainen equation will be further used to remove the summations over \mathbf{p}, \mathbf{q} :

$$\frac{1}{L^3} \sum_{\mathbf{p}} \frac{1}{4w_1 w_2 (w_1 + w_2 - E_n)} = \frac{p_n^* \cot \delta(s_n)}{8\pi\sqrt{s_n}}. \tag{67}$$

On the other hand, inserting a full set of the eigenstates of the full Hamiltonian, we get

$$\begin{aligned}
F(\mathbf{P}, \mathbf{Q}, x_0, y_0) &= \sum_{n,m} \langle 0 | \mathcal{O}(0; \mathbf{P}) | E_n(\mathbf{P}) \rangle e^{-E_n x_0} \langle E_n(\mathbf{P}) | \bar{j}(0) | E_m(\mathbf{Q}) \rangle \\
&\times e^{E_m y_0} \langle E_m(\mathbf{Q}) | \mathcal{O}^\dagger(0; \mathbf{Q}) | 0 \rangle.
\end{aligned} \tag{68}$$

Further, by using perturbation theory, it is straightforward to show that

$$|\langle 0 | \mathcal{O}(0; \mathbf{P}) | E_n(\mathbf{P}) \rangle|^2 = L^3 \frac{\cos^2 \delta(s_n)}{\delta'(s_n) + (\phi^{\mathbf{d}}(s_n))'} \frac{(p_n^*)^2}{2\pi E_n(\mathbf{P}) \sqrt{s_n}}. \quad (69)$$

Taking $n = m$, we readily obtain:

$$\langle E_n(\mathbf{P}) | \bar{j}(0) | E_n(\mathbf{Q}) \rangle = \frac{(4 \sin \delta(s_n))^2}{\delta'(s_n) + (\phi^{\mathbf{d}}(s_n))'} \frac{2\pi \sqrt{s_n}}{L^3 \sqrt{E_n(\mathbf{P}) E_n(\mathbf{Q})}} V_{nn}(\mathbf{P}; \mathbf{Q}). \quad (70)$$

Independently, one may extract the resonance matrix element in the infinite-volume non-relativistic EFT by using the procedure described in the introduction. The result is given by:

$$\langle \mathbf{P} | \bar{j}(0) | \mathbf{Q} \rangle = B_R V^\infty(\mathbf{P}; \mathbf{Q}), \quad s, s' \rightarrow s_R = 4(m^2 + p_R^2), \quad (71)$$

where

$$\frac{8\pi \sqrt{s}}{p \cot \delta(p) - ip} \rightarrow \frac{B_R}{s_R - s}, \quad B_R = -\frac{64\pi \sqrt{s_R} p_R}{2p_R h'(p_R^2) - i}, \quad (72)$$

and

$$h(p^2) = p \cot \delta(p) = -\frac{1}{a} + \frac{1}{2} r p^2 + \dots, \quad (73)$$

and V^∞ is obtained from V_{nn} through $E_n \rightarrow P_0$, $E_m \rightarrow Q_0$, $s, s' \rightarrow s_R$ and further replacing the discrete sum by integration over the variable \mathbf{l} .

At this stage, we can visualize the problem inherent to the extraction of the resonance matrix elements. On the lattice, one may measure the quantity $\langle E_n(\mathbf{P}) | \bar{j}(0) | E_n(\mathbf{Q}) \rangle$ and extract the quantity V_{nn} through Eq. (70). If we were dealing with a stable bound state, in the infinite volume $V_{nn} \rightarrow V^\infty$, up to exponentially small corrections. Multiplying with the pertinent bound-state renormalization factor, we would directly arrive at the matrix element of the current $\bar{j}(0)$, sandwiched between the stable bound-state vectors. However, we are dealing with a resonance and not with a stable bound state. This means that:

- i) No single E_n corresponds to a resonance. We have to formulate a procedure for the analytic continuation of the matrix elements into the complex plane.
- ii) The quantity V_{nn} does not have a well-defined limit as $L \rightarrow \infty$ and E_n above the two-particle threshold. The 1-loop diagram with an external field, which contributes to the $M_1^{(4)}$, is the culprit. On the contrary, the contribution from the two-body current, Z , is a low-energy polynomial and does not cause any problem.

In the following sections, we shall explicitly address both of these problems.

5 Analytic continuation and fixed points

In order to avoid kinematical complications, let us first consider the form factor at a zero momentum transfer $\mathbf{P} = \mathbf{Q} = 0$. The quantity V_{nn} is then a function of a single variable $p = \sqrt{E_n^2/4 - m^2}$. The questions can be now formulated as follows:

- i) How does one perform the analytic continuation $p \rightarrow p_R$ in the quantity $V_{nn}(p)$?
- ii) How does one perform the infinite volume limit $L \rightarrow \infty$?

We shall see below that these two questions are intimately related.

Let us imagine for a moment that the contribution from the loop diagrams vanishes, so that the quantity V_{nn} is given by the two-body current diagram Z only. Then, the answers to the above equations are trivial. The quantity Z is a polynomial in the variable p^2 : $Z = Z_0 + Z_1 p^2 + \dots$. So, one has to first fit the coefficients Z_0, Z_1, \dots to the lattice data, and then simply substitute $p^2 \rightarrow p_R^2$. The result gives the analytic continuation $Z(p^2) \rightarrow Z(p_R^2)$. Moreover, since $Z(p^2)$ is L -independent, so is $Z(p_R^2)$, and the final result does not depend on the energy level n we started from.

Let us now see what changes when the one-body current contribution is also included. To this end, we first study the analytic continuation of the Lüscher equation into the complex plane. To ease notation, we restrict ourselves to S-waves and write down the equation (in the CM frame) in the following form:

$$\frac{h(p^2)}{p} = \cot \delta(p) = \frac{1}{\pi^{3/2} \eta} Z_{00}(1, \eta^2). \quad (74)$$

On the real axis,

$$\eta = \frac{pL}{2\pi}, \quad (75)$$

and Eq. (74) determines the energy levels given the scattering phase (or vice versa). Let us now look for solutions of this equation for *complex* values of p . The quantity $h(p^2)$ is a low-energy polynomial in p^2 , so the analytic continuation is trivial. Furthermore, the function $Z_{00}(1, \eta^2)$ is a meromorphic function of the variable η^2 . Thus, for any given complex value of p , the solutions of Eq. (74) determine the trajectories $\eta_n(p)$, $n = 0, 1, \dots$, in the complex plane (we remind the reader that the solutions are not unique). As $p \rightarrow p_R$ in the p -plane, $\eta_n(p) \rightarrow \eta_{nR}$ in the η -plane and Eq. (75) becomes a relation that defines L . Our first task is to find all η_{nR} .

It is instructive to begin from the 1+1-dimensional case [23]. The counterpart of Eq. (74) in this case reads:

$$\cot \delta(p) = -\cot \pi \eta. \quad (76)$$

The solution of this equation with respect to η reads:

$$\eta = -\frac{i}{2\pi} \ln \frac{-1 + ix}{1 + ix}, \quad x = \cot \delta(p). \quad (77)$$

On the resonance position, we have $p \rightarrow p_R$ and $\cot \delta(p) \rightarrow -i$. Writing $x = -i + \epsilon$, we get

$$\eta \sim \frac{1}{2\pi} \arg i\epsilon - \frac{i}{2\pi} \ln \frac{|\epsilon|}{2} + O(\epsilon), \quad \text{as } p \rightarrow p_R. \quad (78)$$

If we exclude those paths connecting p and p_R in the p -plane, which wind around p_R infinitely many times, then

$$\lim_{p \rightarrow p_R} \operatorname{Re} \eta(p) < \infty, \quad \operatorname{Im} \eta(p) \rightarrow -\infty, \quad \text{as } p \rightarrow p_R. \quad (79)$$

Recalling the definition of the variable η (see Eq. (75)), one may interpret the above result (in a loose sense) as the equivalence of the mass-shell limit for a resonance ($p \rightarrow p_R$) and the infinite-volume limit. The same is true for a stable bound state: its energy is volume-independent up to exponentially small corrections, so the walls can be safely moved to infinity. Our result shows that the same statement holds for a resonance pole (in the 1+1 dimensional case). On the contrary, the discrete spectrum above the two-particle threshold is determined by the presence of the walls. If one moves the walls to infinity ($L \rightarrow \infty$), each given energy level collapses toward threshold. The spectrum becomes continuous in this limit.

What does change in the 3+1 dimensional case? There are so-called *finite fixed points* with $|\eta_{nR}| < \infty$, in addition to the *fixed points at infinity* which are given by Eq. (79). In order to see this, we provide below a numerical solution of Eq. (74) (an analytical solution is not available in the 3 + 1-dimensional case).

The fixed points are the solutions of the equation

$$Z_{00}(1; \eta^2) + i\pi^{3/2}\eta = 0. \quad (80)$$

If $\operatorname{Im} \eta < 0$, one may use the following representation of the zeta-function:

$$Z_{00}(1; \eta^2) = \pi^{3/2}\eta \left\{ -i + \sum_{|\mathbf{n}| \neq 0} \frac{1}{2\pi\eta|\mathbf{n}|} e^{-2\pi i\eta|\mathbf{n}|} \right\}, \quad \mathbf{n} \in \mathbb{Z}^3. \quad (81)$$

By using Eq. (81), Eq. (80) can be rewritten as

$$6e^{-2\pi i\eta} + \frac{12}{\sqrt{2}} e^{-2\pi i\sqrt{2}\eta} + \Sigma(\eta) = 0, \quad \Sigma(\eta) = \sum_{|\mathbf{n}| \geq \sqrt{3}} \frac{1}{|\mathbf{n}|} e^{-2\pi i\eta|\mathbf{n}|}. \quad (82)$$

This equation has infinitely many solutions. In order to verify this statement, first assume that $\Sigma(\eta) = 0$. In this approximation, there exists a tower of finite fixed poles parameterized as

$$\eta_{nR}^{(0)} = \frac{n + \frac{1}{2}}{\sqrt{2} - 1} - \frac{i \ln 2}{4\pi(\sqrt{2} - 1)}, \quad n = -\infty, \dots, -1, 0, 1, \dots, \infty. \quad (83)$$

Finally, the equation (82) can be rewritten as

$$\eta = \frac{n + \frac{1}{2}}{\sqrt{2} - 1} - \frac{i \ln 2}{4\pi(\sqrt{2} - 1)} - \frac{i}{2\pi(\sqrt{2} - 1)} \ln \left(1 + \frac{\sqrt{2}}{12} e^{2\pi i\sqrt{2}\eta} \Sigma(\eta) \right). \quad (84)$$

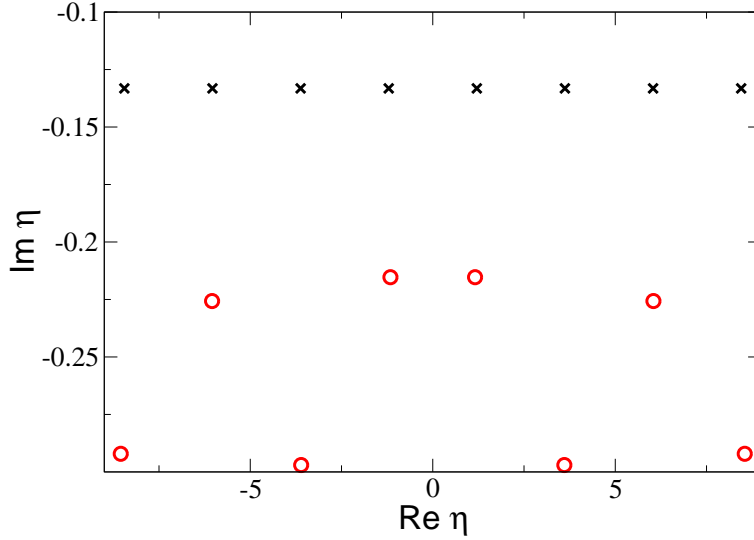


Figure 4: Positions of the finite fixed points in the complex η -plane. The crosses and circles denote $\eta_{nR}^{(0)}$ and η_{nR} , respectively. The plot is symmetric with respect to the imaginary axis.

This equation can be easily solved by iteration, starting from $\eta = \eta_{nR}^{(0)}$. Note that the series for $\Sigma(\eta)$ contains exponentially suppressed terms and converges very fast. So, truncating the sum at some $|\mathbf{n}| = n_{\max}$ can be justified. The numerical solutions indeed exist and are shown in Fig. 4.

Enter the culprit. What are the implications of the above result for the calculation of resonance matrix elements? Consider a simplified expression for $V_{nn}(\mathbf{0}, \mathbf{0})$ in Eq. (66), setting $\Gamma_1 = 1$, $\Gamma_2 = 0$ and $Z = 0$ (the low-energy polynomials in the numerator do not alter the analytic properties of the diagram we are interested in, and the part containing Z is trivial and was considered already). All we have to consider is the expression

$$\begin{aligned}
V_{nn}(\mathbf{0}, \mathbf{0}) &= \frac{1}{L^3} \sum_{\mathbf{l}} \frac{1}{(2w(\mathbf{l}))^3 (2w(\mathbf{l}) - E_n)^2} = \frac{d}{dE} \left(\frac{p}{8\pi E^2} \frac{Z_{00}(1; \eta^2)}{\pi^{3/2} \eta} \right) \Big|_{E=E_n} + \dots \\
&= - \left(\frac{m^2 - p^2}{8\pi E^3 p^2} p \cot \phi(\eta) - \frac{1}{32\pi E p} (1 + \cot^2 \phi(\eta)) \eta \phi'(\eta) \right) \Big|_{E=E_n} + \dots, \\
&= \left(\frac{m^2 - p^2}{8\pi E^3 p^2} p \cot \delta(p) + \frac{1}{32\pi E p} (1 + \cot^2 \delta(p)) \eta \phi'(\eta) \right) \Big|_{E=E_n} + \dots, \quad (85)
\end{aligned}$$

where $\phi(\eta) = \phi^{\mathbf{d}=\mathbf{0}}(E^2)$, $E = 2\sqrt{m^2 + p^2}$, and the ellipses stand for the terms which vanish exponentially with L . In the last line of Eq. (85), Lüscher's equation $\cot \phi(\eta) = -\cot \delta(p)$ was used. The quantity $V_{nn}(\mathbf{0}, \mathbf{0})$ is a function of the variable p , so one can write $V_{nn}(\mathbf{0}, \mathbf{0}) = V_{nn}(p)$. It is now legitimate to ask how the analytic continuation of the above expression in p is performed and what is the result of this continuation. The expression in Eq. (85) consists of two terms. It can be verified directly that the first term is a low-energy polynomial in p^2 (up

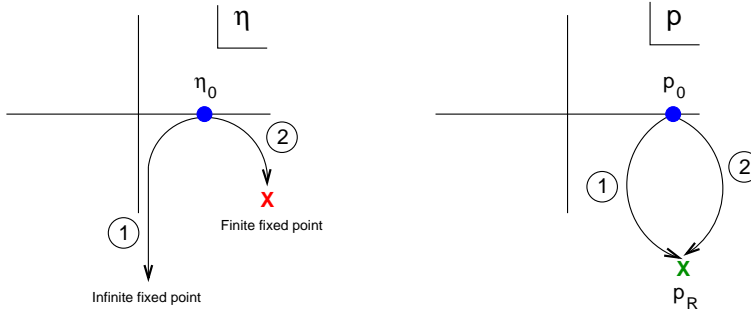


Figure 5: Two different paths in the η -plane and corresponding paths in the p -plane. It is seen that the paths converge to the same point p_R in the p -plane.

to a trivial overall factor p^{-2}). The analytic continuation of this term is straightforward and leads to

$$\frac{m^2 - p^2}{8\pi E^3 p^2} p \cot \delta(p) \rightarrow -i \frac{m^2 - p_R^2}{8\pi s_R^{3/2} p_R}, \quad \text{as } p \rightarrow p_R. \quad (86)$$

It is easy to check that this result exactly coincides with the result for the loop diagram calculated in the infinite volume (i.e., replacing summation by integration in Eq. (85)), on the second sheet. Consequently, if the second term, continued to $p = p_R$, vanishes, the analytic continuation of the whole vertex diagram to the pole on the second sheet will yield the same vertex evaluated in the infinite volume. This would be the statement that we are after.

Let us assume for a moment that it is possible to find a procedure to perform such an analytic continuation in the second term of Eq. (85). We choose some path in the complex p -plane approaching the pole at $p = p_R$. Suppose first that, moving along this path, the variable $\eta = \eta(p)$ approaches the infinite fixed point $|\text{Re } \eta_{nR}| < \infty, \text{Im } \eta_{nR} \rightarrow -\infty$. Using the representation for the zeta-function given in Eq. (81), it can be easily checked that the second term in Eq. (85) indeed vanishes if η tends to the infinite fixed point.

Imagine now a path that ends at a finite fixed point. Parameterizing this path as

$$\cot \phi(\eta) + i = \lambda(\eta - \eta_{nR}) + O((\eta - \eta_{nR})^2), \quad (87)$$

where λ is a finite complex constant. Then, in the vicinity of the fixed point,

$$\phi(\eta) \propto \ln(\eta - \eta_{nR}) + \text{const} + O(\eta - \eta_{nR}), \quad \phi'(\eta) \propto \frac{1}{\eta - \eta_{nR}} + \text{const} + O(\eta - \eta_{nR}). \quad (88)$$

From the above equations it is evident that the product $\eta(1 + \cot^2 \phi(\eta))\phi'(\eta)$, rather than vanishing, tends to a constant at the finite fixed point. In other words, if during the analytic continuation, the variable η gets caught by a finite fixed point, the result of the analytic continuation is different from the vertex function in the infinite volume and one is in trouble.

In order to understand this result better, let us consider some point η_0 on the real axis and two paths, connecting η_0 to an infinite and to a finite fixed points, respectively (see Fig. 5).

These paths are mirrored by pertinent paths in the p -plane. Since we have assumed that there is only one resonance pole at $p = p_R$, both paths in the p -plane start at the same point $p = p_0$ corresponding to $\eta = \eta_0$ and end at the same point $p = p_R$. The result of the analytic continuation is, however, different along these paths, rendering an unambiguous determination of the vertex function at $p = p_R$ impossible.

The problem, which was discussed above, looks complicated but has a particularly simple solution. Let us go back to the last line of Eq. (85). It is immediately seen that the ambiguity is caused by the expression $\eta\phi'(\eta)$, which is contained in the second term and depends on the energy level index n . Moreover, the form of this expression is universal (it does not depend on the interaction). Consequently, measuring the vertex function for *two* different energy levels n and m , and forming the linear combination,

$$\bar{V}(p) = \frac{V_{nn}(p)\eta_m\phi'(\eta_m) - V_{mm}(p)\eta_n\phi'(\eta_n)}{\eta_m\phi'(\eta_m) - \eta_n\phi'(\eta_n)}, \quad (89)$$

one may immediately ensure that the culprit disappears. Namely, $\bar{V}(p)$ is a low-energy polynomial in the variable p^2 up to a factor p^{-2} , it does not depend on the energy level (up to exponentially suppressed contributions), and its analytic continuation $p \rightarrow p_R$ into the complex p -plane yields the infinite-volume vertex function. To conclude, the problem with the analytic continuation was circumvented by measuring the matrix elements for two different energy levels.

Finally, we would like to note that the problem is milder in the case of 1+1 dimensions, see Ref. [23]. First, there are no finite fixed points and no ambiguity emerges. Second, in Ref. [23] it has been shown that the problematic contributions in 1+1 dimensions can be fit by a polynomial in p (not p^2) with n -dependent coefficients, so the analytic continuation still can be performed (although it is a more subtle affair now, see Ref. [23] for the details). No similar statement exists in the case of 3+1 dimensions. The subtraction trick can be used in 1+1 dimensions as well, making the fit more straightforward (at the cost of measuring two energy levels instead of one).

6 Matrix elements at nonzero momentum transfer

We finally turn to the resonance matrix elements for non-zero momentum transfer. It is convenient to work in the Breit frame $\mathbf{P} = -\mathbf{Q}$. The vertex function in the infinite volume using dimensional regularization is given by (we again neglect the numerators which do not affect the analytic properties):

$$I = \int \frac{d^d\mathbf{l}}{(2\pi)^d} \frac{1}{8w(\mathbf{l})w(\mathbf{P}-\mathbf{l})w(\mathbf{P}+\mathbf{l})} \frac{1}{(w(\mathbf{P}-\mathbf{l}) + w(\mathbf{l}) - P_0)(w(\mathbf{P}+\mathbf{l}) + w(\mathbf{l}) - P_0)},$$

$$p^* = \sqrt{\frac{s}{4} - m^2}, \quad s = P_0^2 - \mathbf{P}^2, \quad (90)$$

where the $P_0 \rightarrow P_0 + i0$ prescription is implicit. The finite-volume counterpart of this expression contains a sum over the discrete momenta \mathbf{l} instead of an integral. We note here once more

that a particular prescription is used to calculate this integral: the integrand is first expanded in powers of the momenta, integrated over \mathbf{l} and the resulting series is summed up again. Using this prescription, one may present the above integral in the following form (consult, e.g., Ref. [32] for the technical details of similar calculations):

$$\begin{aligned}
I &= I_1 + I_2, \\
I_1 &= \frac{1}{2P_0} \int \frac{d^d \mathbf{l}}{(2\pi)^d} \frac{1}{4\mathbf{P}\mathbf{l}} \left\{ \frac{1}{\left(\mathbf{l} - \frac{\mathbf{P}}{2}\right)^2 - \frac{1}{P_0^2} \left(\mathbf{P}\left(\mathbf{l} - \frac{\mathbf{P}}{2}\right)\right)^2 - (p^*)^2} \right. \\
&\quad \left. - \frac{1}{\left(\mathbf{l} + \frac{\mathbf{P}}{2}\right)^2 - \frac{1}{P_0^2} \left(\mathbf{P}\left(\mathbf{l} + \frac{\mathbf{P}}{2}\right)\right)^2 - (p^*)^2} \right\}, \\
I_2 &= -\frac{1}{2P_0} \int \frac{d^d \mathbf{l}}{(2\pi)^d} \left\{ \frac{1}{2w(\mathbf{P} + \mathbf{l})(w(\mathbf{P} - \mathbf{l}) + w(\mathbf{P} + \mathbf{l}))} \frac{1}{\left(\mathbf{l} - \frac{\mathbf{P}}{2}\right)^2 - \frac{1}{P_0^2} \left(\mathbf{P}\left(\mathbf{l} - \frac{\mathbf{P}}{2}\right)\right)^2 - (p^*)^2} \right. \\
&\quad \left. + \frac{1}{2w(\mathbf{P} - \mathbf{l})(w(\mathbf{P} - \mathbf{l}) + w(\mathbf{P} + \mathbf{l}))} \frac{1}{\left(\mathbf{l} + \frac{\mathbf{P}}{2}\right)^2 - \frac{1}{P_0^2} \left(\mathbf{P}\left(\mathbf{l} + \frac{\mathbf{P}}{2}\right)\right)^2 - (p^*)^2} \right\}. \tag{91}
\end{aligned}$$

Explicit calculations yield the following result (on the second sheet):

$$\begin{aligned}
I_1 &= \frac{1}{16\pi P_0 |\mathbf{P}|} \arctan \frac{-i\sqrt{s}|\mathbf{P}|}{2P_0 p^*}, \\
I_2 &= \frac{ip^*}{32\pi\sqrt{s}} \int_{-1}^{+1} dy \left\{ \frac{1}{w'_2(w'_1 + w'_2)} + \frac{1}{w''_1(w''_1 + w''_2)} \right\}, \tag{92}
\end{aligned}$$

where

$$\begin{aligned}
w'_{1,2} &= \left(m^2 + (p^*)^2 \left(1 + \frac{\mathbf{P}^2 y^2}{s} \right) \mp \frac{2P_0 |\mathbf{P}| p^* y}{\sqrt{s}} \left(1 \mp \frac{1}{2} \right) + \left(1 \mp \frac{1}{2} \right)^2 \mathbf{P}^2 \right)^{1/2}, \\
w''_{1,2} &= \left(m^2 + (p^*)^2 \left(1 + \frac{\mathbf{P}^2 y^2}{s} \right) \mp \frac{2P_0 |\mathbf{P}| p^* y}{\sqrt{s}} \left(1 \pm \frac{1}{2} \right) + \left(1 \pm \frac{1}{2} \right)^2 \mathbf{P}^2 \right)^{1/2}. \tag{93}
\end{aligned}$$

Now let us consider the same quantities in a finite volume:

$$\begin{aligned}
I_1^L &= \frac{1}{2P_0} \frac{1}{L^3} \sum_{\mathbf{1}} \frac{1}{4\mathbf{P}\mathbf{1}} \left\{ \frac{1}{\left(\mathbf{1} - \frac{\mathbf{P}}{2}\right)^2 - \frac{1}{P_0^2} \left(\mathbf{P}\left(\mathbf{1} - \frac{\mathbf{P}}{2}\right)\right)^2 - (p^*)^2} \right. \\
&\quad \left. - \frac{1}{\left(\mathbf{1} + \frac{\mathbf{P}}{2}\right)^2 - \frac{1}{P_0^2} \left(\mathbf{P}\left(\mathbf{1} + \frac{\mathbf{P}}{2}\right)\right)^2 - (p^*)^2} \right\}, \\
I_2^L &= -\frac{1}{2P_0} \frac{1}{L^3} \sum_{\mathbf{1}} \left\{ \frac{1}{2w(\mathbf{P} + \mathbf{1})(w(\mathbf{P} - \mathbf{1}) + w(\mathbf{P} + \mathbf{1}))} \frac{1}{\left(\mathbf{1} - \frac{\mathbf{P}}{2}\right)^2 - \frac{1}{P_0^2} \left(\mathbf{P}\left(\mathbf{1} - \frac{\mathbf{P}}{2}\right)\right)^2 - (p^*)^2} \right. \\
&\quad \left. + \frac{1}{2w(\mathbf{P} - \mathbf{1})(w(\mathbf{P} - \mathbf{1}) + w(\mathbf{P} + \mathbf{1}))} \frac{1}{\left(\mathbf{1} + \frac{\mathbf{P}}{2}\right)^2 - \frac{1}{P_0^2} \left(\mathbf{P}\left(\mathbf{1} + \frac{\mathbf{P}}{2}\right)\right)^2 - (p^*)^2} \right\}. \tag{94}
\end{aligned}$$

Neglecting partial-wave mixing in the finite volume, the quantity I_2^L can be rewritten as

$$I_2^L = \frac{1}{32\pi\sqrt{s}} \int_{-1}^{+1} dy \left\{ \frac{p^* \cot \phi^{\mathbf{d}}(s)}{w'_2(w'_1 + w'_2)} + \frac{p^* \cot \phi^{-\mathbf{d}}(s)}{w''_1(w''_1 + w''_2)} \right\}. \tag{95}$$

Using the Gottlieb-Rummukainen equation, it is straightforward to ensure that I_2^L is a low-energy polynomial and its analytic continuation to $p = p_R$ gives the infinite-volume result I_2 . On the contrary, I_1^L does not have the same property. For this term, we use the following trick. We define:

$$I_1^L = I_1^S + (I_1^L - I_1^S) = I_1^S + g, \quad I_1^S = \frac{1}{16\pi P_0 (p^*)^2} \left(\frac{p_R}{|\mathbf{P}|} \arctan \frac{-i\sqrt{s}|\mathbf{P}|}{2P_0 p_R} \right) p^* \cot \delta(s). \tag{96}$$

The quantity I_1^S is a low-energy polynomial (up to a trivial overall factor $(p^*)^{-2}$), and its analytic continuation to the pole on the second sheet gives I_1 , which is the value of the integral in the infinite volume. Further, the quantity g is dependent on the energy level, and is universal (all derivative interactions factor out). Consequently, measuring the vertex function for two different energy levels n and m in the Breit frame, and forming the linear combination

$$\bar{V}(p^*) = \frac{V_{nn}(p^*)g_m(p^*) - V_{mm}(p^*)g_n(p^*)}{g_m(p^*) - g_n(p^*)}, \tag{97}$$

one sees that the culprit cancels out: $\bar{V}(p^*)$ is a polynomial up to a factor $(p^*)^{-2}$, and its analytic continuation to the resonance pole yields the vertex function in the infinite volume.

7 Conclusions

- i) In this paper, by using the technique of the non-relativistic effective Lagrangians in a finite volume, we were able to formulate a procedure for extracting the resonance matrix

elements on the lattice. The derivation was restricted to the case of isolated resonances, lying in the region of the applicability of the effective-range expansion.

- ii) As a demonstration of the usefulness of the non-relativistic EFT approach, we have re-derived the Lüscher equation in the moving frame (Gottlieb-Rummukainen equation), as well as the relation of the time-like form factor to the matrix elements measured on a Euclidean lattice.
- iii) A resonance pole is extracted in the following manner: by performing the measurement of the energy levels at different volumes, and using Lüscher's formula, one extracts the function $p \cot \delta(s)$ at different values of p . In the region of applicability of the effective-range expansion, which we have assumed here, this function is a polynomial in the variable p^2 : $p \cot \delta(s) = A_0 + A_1 p^2 + \dots$ (for simplicity, we consider the S-wave). The fit to the lattice data determines the coefficients A_0, A_1, \dots . The resonance pole position is then determined from the equation

$$p_R \cot \delta(s_R) = A_0 + A_1 p_R^2 + \dots = -ip_R. \quad (98)$$

Note that a shortcut version of this procedure is to determine the zero of the function $p \cot \delta(s)$ and to relate the width of a resonance to the derivative of this function. At present, this shortcut version is routinely used to study the resonance properties on the lattice. For narrow resonances, both procedures give the same result.

- iv) The case of the resonance form factors is more subtle. It has been demonstrated that a straightforward analytic continuation of the matrix elements of the current between the eigenstates of the Hamiltonian in a finite volume does not allow one to determine resonance matrix elements unambiguously in 3+1 dimensions, and the infinite volume limit can not be performed.
- v) The way to circumvent the above problem is to measure the matrix elements for *two* (or, eventually, more) eigenstates. The extraction of the matrix element proceeds in several steps:
 - Use the Breit frame, then extract matrix elements between at least two different eigenstates, labeled by n, m , by using Eq. (8) (or its counterpart for excited states).
 - Using Eq. (70), extract the quantities $V_{nn}(p^*), V_{mm}(p^*)$ with $p^* = ((E^2 - \mathbf{P}^2)/4 - m^2)^{1/2}$, and $E = E_n$ or E_m . Note that, in the Breit frame, $V_{nn}(p^*), V_{mm}(p^*)$ depend only on p^* , as \mathbf{P} is fixed.
 - Form the linear combination $\bar{V}(p^*)$, using Eq. (97). Fit the results of the measurements for different values of L by using the formula

$$\bar{V}(p^*) = \frac{D_{-1}}{(p^*)^2} + D_0 + D_1 (p^*)^2 + \dots. \quad (99)$$

- Calculate $\bar{V}^\infty = \bar{V}(p_R)$ by simply substituting $p^* = p_R$ in the above expression.
- Finally, calculate the resonance form factor in the infinite volume by using Eq. (71).

- vi) The procedure described above demands that the matrix elements between the eigenstates are measured on the lattice at several different volumes and *at least for two different eigenstates*. We realize that, at present, this requirement is rather challenging. However, in our opinion, it is still important to have a clearly defined and mathematically rigorous procedure, which will allow for a clean extraction of resonance form factors in the future. Turning the argument around, our discussions demonstrate that the existing lattice results for the resonance matrix elements should be put under renewed scrutiny.
- vii) It would be interesting to extend the discussion to the case of twisted boundary conditions, which have proved advantageous in the calculations of form factors. Non-relativistic EFT is ideally suited for this purpose. We plan to investigate this issue in the future.
- viii) In this paper, one has assumed that the effective-range expansion is valid for the energies where the resonance is located. It would be interesting to extend the range of applicability of the approach, by using e.g. conformal mapping.

Acknowledgments

The authors thank J. Gasser, M. Göckeler, Ch. Lang, H. Meyer, J. Pelaez, A. Schäfer and G. Schierholz for interesting discussions. This work is partly supported by the EU Integrated Infrastructure Initiative HadronPhysics3 Project under Grant Agreement no. 283286. We also acknowledge the support by DFG (SFB/TR 16, “Subnuclear Structure of Matter”) and by COSY FFE under contract 41821485 (COSY 106). A.R. acknowledges support of the Shota Rustaveli National Science Foundation (Project DI/13/6-100/11).

References

- [1] M. Gurtler *et al.* [QCDSF Collaboration], PoS **LATTICE2008** (2008) 051.
- [2] C. Alexandrou, G. Koutsou, H. Neff, J. W. Negele, W. Schroers and A. Tsapalis, Phys. Rev. D **77** (2008) 085012 [arXiv:0710.4621 [hep-lat]];
C. Alexandrou *et al.*, Phys. Rev. D **79** (2009) 014507 [arXiv:0810.3976 [hep-lat]];
C. Alexandrou, arXiv:1108.4112 [hep-lat].
- [3] C. Alexandrou, G. Koutsou, T. Leontiou, J. W. Negele and A. Tsapalis, Phys. Rev. D **76** (2007) 094511 [Erratum-ibid. D **80** (2009) 099901] [arXiv:0706.3011 [hep-lat]];
C. Alexandrou, E. B. Gregory, T. Korzec, G. Koutsou, J. Negele, T. Sato and A. Tsapalis, PoS **LATTICE2010** (2010) 141 [arXiv:1011.0411 [hep-lat]];
C. Alexandrou, E. B. Gregory, T. Korzec, G. Koutsou, J. W. Negele, T. Sato and A. Tsapalis, Phys. Rev. Lett. **107** (2011) 141601 [arXiv:1106.6000 [hep-lat]].
- [4] H. W. Lin and S. D. Cohen, arXiv:1108.2528 [hep-lat].

- [5] S. Mandelstam, Proc. Roy. Soc. Lond. A **233** (1955) 248.
- [6] K. Huang and H. A. Weldon, Phys. Rev. D **11** (1975) 257.
- [7] M. Lüscher, Nucl. Phys. B **354** (1991) 531.
- [8] C. Liu, X. Feng and S. He, JHEP **0507** (2005) 011 [arXiv:hep-lat/0504019]; Int. J. Mod. Phys. A **21** (2006) 847 [arXiv:hep-lat/0508022].
- [9] M. Lage, U.-G. Meißner and A. Rusetsky, Phys. Lett. B **681**, 439 (2009) [arXiv:0905.0069 [hep-lat]].
- [10] V. Bernard, M. Lage, U.-G. Meißner and A. Rusetsky, JHEP **1101** (2011) 019 [arXiv:1010.6018 [hep-lat]].
- [11] M. Döring, U.-G. Meißner, E. Oset and A. Rusetsky, Eur. Phys. J. A **47** (2011) 139 [arXiv:1107.3988 [hep-lat]].
- [12] A. M. Torres, L. R. Dai, C. Koren, D. Jido and E. Oset, Phys. Rev. D **85** (2012) 014027 [arXiv:1109.0396 [hep-lat]].
- [13] M. Döring and U.-G. Meißner, JHEP **1201** (2012) 009 [arXiv:1111.0616 [hep-lat]].
- [14] K. Polejaeva and A. Rusetsky, arXiv:1203.1241 [hep-lat], Eur. Phys. J. A (2012), in print.
- [15] C. Michael, Nucl. Phys. B **327** (1989) 515.
- [16] U.-G. Meißner, K. Polejaeva and A. Rusetsky, Nucl. Phys. B **846** (2011) 1 [arXiv:1007.0860 [hep-lat]].
- [17] M. Asakawa, T. Hatsuda and Y. Nakahara, [arXiv:hep-lat/0011040v2];
S. Sasaki, K. Sasaki, T. Hatsuda and M. Asakawa, Nucl. Phys. Proc. Suppl. **119** (2003) 302 [arXiv:hep-lat/0209059];
K. Sasaki, S. Sasaki and T. Hatsuda, Phys. Lett. B **623** (2005) 208 [arXiv:hep-lat/0504020].
- [18] P. Giudice, D. McManus and M. Peardon, arXiv:1204.2745 [hep-lat].
- [19] L. Lellouch and M. Lüscher, Commun. Math. Phys. **219** (2001) 31 [arXiv:hep-lat/0003023].
- [20] C. h. Kim, C. T. Sachrajda, S. R. Sharpe, Nucl. Phys. **B727** (2005) 218 (2005), [hep-lat/0507006].
- [21] H. B. Meyer, Phys. Rev. Lett. **107** (2011) 072002 [arXiv:1105.1892 [hep-lat]].
- [22] M. T. Hansen and S. R. Sharpe, arXiv:1204.0826 [hep-lat].
- [23] D. Hoja, U.-G. Meißner and A. Rusetsky, JHEP **1004** (2010) 050 [arXiv:1001.1641 [hep-lat]].
- [24] K. Rummukainen and S. A. Gottlieb, Nucl. Phys. B **450** (1995) 397 [arXiv:hep-lat/9503028].
- [25] Z. Fu, Phys. Rev. D **85** (2012) 014506 [arXiv:1110.0319 [hep-lat]].
- [26] L. Leskovec and S. Prelovsek, arXiv:1202.2145 [hep-lat].
- [27] Z. Davoudi and M. J. Savage, Phys. Rev. D **84** (2011) 114502 [arXiv:1108.5371 [hep-lat]].

- [28] M. Göckeler, R. Horsley, M. Lage, U.-G. Meißner, P.E.L. Rakow, A. Rusetsky, G. Schierholz and J.M. Zanotti, in preparation.
- [29] S. R. Beane, P. F. Bedaque, A. Parreno and M. J. Savage, Nucl. Phys. A **747** (2005) 55 [arXiv:nucl-th/0311027].
- [30] V. Bernard, M. Lage, U.-G. Meißner and A. Rusetsky, JHEP **0808** (2008) 024 [arXiv:0806.4495 [hep-lat]].
- [31] G. Colangelo, J. Gasser, B. Kubis and A. Rusetsky, Phys. Lett. B **638** (2006) 187 [arXiv:hep-ph/0604084].
- [32] J. Gasser, B. Kubis and A. Rusetsky, Nucl. Phys. B **850** (2011) 96 [arXiv:1103.4273 [hep-ph]].
- [33] V. Bernard, N. Kaiser, J. Kambor and U.-G. Meißner, Nucl. Phys. B **388** (1992) 315.
- [34] M. Lüscher, Commun. Math. Phys. **105** (1986) 153 (1986).
- [35] M. Döring, U.-G. Meißner, E. Oset and A. Rusetsky, in preparation.
- [36] W. Detmold and M. J. Savage, Nucl. Phys. A **743** (2004) 170 [arXiv:hep-lat/0403005].
- [37] G. M. de Divitiis and N. Tantalo, arXiv:hep-lat/0409154.
- [38] N. H. Christ, C. Kim and T. Yamazaki, Phys. Rev. D **72** (2005) 114506 [arXiv:hep-lat/0507009].