

Available online at www.sciencedirect.com**ScienceDirect**

Procedia Manufacturing 47 (2020) 530–534

Procedia
MANUFACTURINGwww.elsevier.com/locate/procedia

23rd International Conference on Material Forming (ESAFORM 2020)

Surface Integrity When Machining Inconel 718 Using Conventional Lubrication and Carbon Dioxide Coolant

Sana Chaabani^{a,b,*}, Pedro José Arrazola^b, Yessine Ayed^a, Aitor Madariaga^b, Albert Tidu^c, Guénaël Germain^a^aArts et Métiers ParisTech, Campus d'Angers, LAMPA, 2 bd du Ronceray, 49035 Angers Cedex 1, France^bFaculty of Engineering, Mondragon Unibertsitatea, 20500 Mondragon, Spain^cLaboratoire d'Etude des Microstructures et de Mécanique des Matériaux (LEM3), CNRS Univ.de Lorraine, 57078 Metz Cedex 03, France* Corresponding author. Tel.: +33-769-516-950. E-mail address: sana.chaabani@ensam.eu

Abstract

Surface integrity induced by machining process affects strongly the performance of functional products, for instance, the fatigue life as well as the resistance to stress corrosion cracking. Consequently, it is relevant to evaluate the induced properties on and beneath the machined surface to ensure the good performance of the mechanical components while operating under either static or cyclic loads. Furthermore, this is even more important when designing critical components that withstand high loads at high temperatures. In this context, many studies have been carried out in order to characterize the surface integrity (residual stresses, surface roughness, micro-hardness of the affected layer) when machining Inconel 718. However, so far, the cryogenic effect on surface integrity of Inconel 718 is not well established although some preliminary works have already been developed. Therefore, this work aimed to point out the performance of cryogenic machining using the carbon dioxide CO₂ as a cryogenic cutting fluid, considering as a reference the conventional lubrication. A comparative study has been carried out during turning operations of Inconel 718 using the same cutting parameters and the same tool geometry. Microhardness measurements showed that the CO₂ condition induced higher strain hardening near the surface while conventional condition did not generate notable difference compared to the bulk material microhardness. With respect to residual stresses, results showed that conventional lubrication generated higher tensile residual stress near the surface along the cutting direction when using new tools. As for CO₂ cryogenic condition, lower tensile residual stresses have been obtained near the surface. In addition, CO₂ condition induced the largest compressive peak when using new and semi-worn tools in comparison with conventional lubrication.

© 2020 The Authors. Published by Elsevier Ltd.

This is an open access article under the CC BY-NC-ND license (<https://creativecommons.org/licenses/by-nc-nd/4.0/>)

Peer-review under responsibility of the scientific committee of the 23rd International Conference on Material Forming.

Keywords: Carbon dioxide; Inconel 718; Machining; Surface integrity

1. Introduction

Nickel based alloys exhibit high performance over a wide range of temperature such as high strength and good corrosion resistance [1,2]. These superalloys are frequently used in the hot parts of gas turbine engines. However, during the machining process, these alloys are classified as difficult to cut materials due to a low thermal conductivity causing very high temperature at the cutting zone, high chemical reactivity with most of tool materials as well as high strength [3,4]. All these properties induce rapid tool wear and thereby the final surface

integrity of the machined parts is adversely impacted. In this context, cryogenic fluids are employed in order to cool down the cutting zone and hence to decelerate the tool wear mechanisms occurring at high temperature and to enhance the surface integrity of the workpieces [5]. Currently, one of the most employed cryogenic systems is the one based on carbon dioxide (CO₂). Compared to conventional lubrication, the carbon dioxide presents advantages with respect to ecological and health issues. CO₂ is maintained liquid at room temperature at high pressure holding 57 bars. When delivering CO₂ at the cutting area, the fluid changes to snow (dry ice) and

2351-9789 © 2020 The Authors. Published by Elsevier Ltd.

This is an open access article under the CC BY-NC-ND license (<https://creativecommons.org/licenses/by-nc-nd/4.0/>)

Peer-review under responsibility of the scientific committee of the 23rd International Conference on Material Forming.

10.1016/j.promfg.2020.04.150

gas with respect to the Joule Thomson effect [6] as displayed in Figure 1.

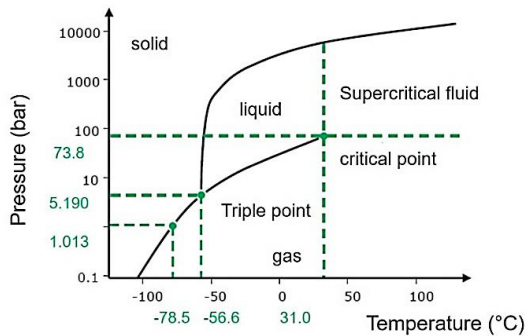


Fig. 1. Illustration of phase diagram of carbon dioxide CO₂ [7].

According to literature review, CO₂ cooling strategy showed good trend in terms of tool wear decrease when machining titanium alloys [6,8]. Consequently, surface integrity of the workpiece could be favorably improved. Most of previous studies that examined the CO₂ effectiveness when cutting Inconel 718 have only investigated the tool wear evolution and cutting forces. For instance, Fernandez et al. [9] have focused on evaluating the cryogenic effect of CO₂ strategy in milling operation of several materials including Inconel 718 in comparison with flood emulsion. They have only highlighted the tool wear results without mentioning the consequence on surface integrity. Recently, Vignesh and Mohammed Iqbal [10] have compared the performance of the liquid nitrogen (LN₂) and the CO₂ in terms of surface roughness when turning a nickel based alloy (Hastelloy C276). Authors found that the LN₂ induced better results with respect to the surface roughness but they did not mention the effect of CO₂ condition on neither microhardness nor residual stresses.

Patil et al. [11] examined the effect of compressed cold CO₂ cooling strategy on the surface finish and the microhardness of the parts when turning Inconel 718. They claimed that the surface finish was improved due to a decrease in tool wear. Authors also found that the microhardness of the machined surfaces and subsurfaces showed a notable gradient of microhardness compared to the bulk material hardness reaching 505 HV near the surface against 380 HV in the bulk.

Other studies have identified the relationship between tool wear and microhardness alterations. Sharman et al. [12] investigated the tool wear effect on the microhardness of the workpiece when turning Inconel 718 with conventional cooling. They found that as the tool wear increases, the amount of the plastic deformation increases as well. Indeed, they proved that the depth of plastic deformation and the maximum microhardness are closely related to the cutting forces claiming that the resultant force increase induces higher level of strain hardening.

Nevertheless, residual stresses distribution were just studied in the case of LN₂ cryogenic cooling condition when turning Inconel 718 [13,14]. So far, previous studies have not revealed the impact of CO₂ cryogenic condition on the residual stress distributions when machining Inconel 718. In this paper, a

comparison between conventional lubrication and CO₂ cooling condition is conducted to evaluate the efficiency of CO₂ cooling condition when turning Inconel 718 in finishing operations in terms of microhardness measurements and residual stresses distribution.

2. Experimental material and methodology

Inconel 718 is a nickel based alloy and its microstructure is composed of the austenitic matrix γ' , the phase precipitations γ'' (Ni₃(Al,Ti)), γ''' (Ni₃Nb) and δ (Ni₃Nb) besides the carbides particles. The phase precipitations were obtained during a structural hardening heat treatment according to the following cycle: solution treatment at a temperature of 940°C, heating at a temperature from 940 to 1010°C followed by water quenching, heating until 720°C for eight hours, cooling until 620°C with a speed equal to 50°C/h and maintain for eight hours at this temperature followed by air cooling. The mechanical properties of the superalloy are given in Table 1.

Table 1. Mechanical properties of Inconel 718

Ultimate Compression Strength (MPa)	1754
Yield strength (MPa)	1150
Young modulus (GPa)	206
Hardness (HV _{0.1})	462
Thermal conductivity coefficient (W/m.K)	11.2

Longitudinal turning operations of Inconel 718 have been conducted under conventional and CO₂ cryogenic conditions using the CNC lathe Danumeric 2 (Figure 2).




Fig. 2. Illustration of CO₂ experimental set-up

DNMG 150612-MS US905 insert tools were employed during the machining experimental trials. Cutting parameters were fixed namely: the cutting speed $V_c = 70$ m/min, the feed rate $f = 0.2$ mm/rev and the depth of cut $a_p = 0.2$ mm. For each cooling strategy, two repetitions were conducted. Tool flank wear measurements was performed using a LEICA Z16 APO stereo-microscope. Microhardness measurements were carried out using the Vickers microhardness testing method applying a load of 50 g and the full load was maintained for 10 s. Two repetitions were conducted for each cooling condition. The microhardness measurements started with 30 μ m from the machined surface, followed by five indentations separated of

70 μm and the final four indentations were separated of 100 μm . Residual stresses measurements were conducted employing the blind hole drilling method according to the ASTM standard using the RESTAN MTS300 hole-drilling equipment. The EA-06-031Re-120 strain gauges were employed and the drill bits with a diameter of 0.8 mm. Regard the depth of drilling, the first five increment were of 10 μm , followed by 5 increments of 20 μm and the final seven increments were of 50 μm .

3. Results and discussions

3.1. Tool wear

The experiments were stopped after 15 min of machining where the maximum criterion of tool flank wear defined as $V_{BMAX} = 0.3$ mm was not reached. Figure 3 gives information of the tool flank wear states measured by the end of the test.




Fig. 3. SEM observations of the tool flank wear states after 15 min of machining under: a) wet; b) CO2 cooling strategies.

During wet condition, the maximum tool flank wear value held 0.12 mm of V_{BMAX} while under CO2 condition, this parameter was equal to 0.14 mm. In this work, these levels of tool flank wear are defined as semi-worn tools.

3.2. Microhardness

This study aims to examine the tool flank wear effect on the microhardness profiles obtained under conventional and CO2 cooling approaches. Figure 4 presents the microhardness evolution below the machined surfaces when cutting using semi-worn tools.

Results show that CO2 cooling strategy induced higher strain hardening than the conventional lubrication beneath the machined surfaces. Indeed, the maximum value was measured very close in the near-surface layer of the machined parts holding 500 HV in CO2 cooling condition against 477 HV in conventional condition while the bulk material exhibits 462 HV. This could be explained by the fact that the low

temperature of the fluid generated harder work material as reported in [11].

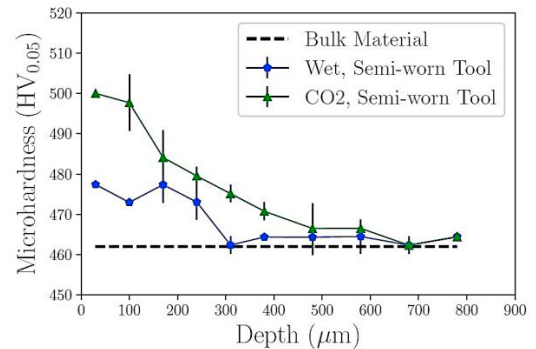


Fig. 4. Illustration of the microhardness evolution below the machined surfaces under wet and CO2 conditions when using semi-worn tools.

Moreover, it is worth mentioning that higher machining forces were found when using CO2, and therefore inducing more severe mechanical deformation [15]. The same trend was obtained in [13] revealing that cryogenic temperature during the machining process caused harder larger work hardened layer was observed in CO2 condition along 380 μm starting from the free machined surface.

3.3. Residual Stresses

Superficial residual stresses generated during the machining process affects significantly the workpiece performance while operating, specifically the fatigue life [16]. According to literature review, it is rather preferred to obtain compressive than tensile residual stresses in the issue of crack initiation [17]. Figure 5 highlights the residual stresses measured near the surface when using new tools under both conditions.

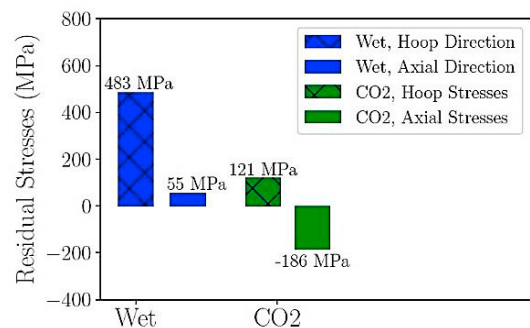


Fig. 5. Residual stresses measured near the surface (10 μm below the surface) under wet and CO2 cooling strategies when machining using new tools.

Results show that CO2 strategy induced lower tensile residual stresses along the hoop direction (cutting direction) holding 121 MPa versus 483 MPa measured in conventional condition. Compressive residual stresses were obtained along the axial direction (feed direction) in CO2 condition while tensile value was obtained in conventional lubrication. Besides, if comparing the compressive peak generating both conditions, CO2 cooling strategy provided larger compressive

peak either in hoop or axial directions holding respectively -298 MPa and -247 MPa against -199 MPa and -61 MPa (Figure 6) in conventional lubrication. This result might be beneficial with respect to fatigue resistance.

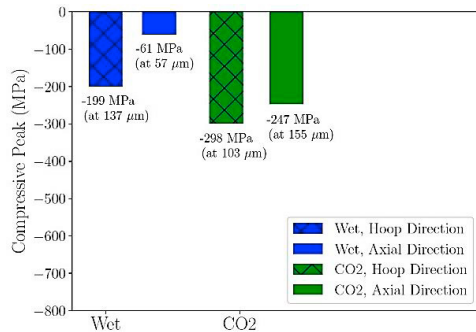


Fig. 6. The corresponding compressive peak obtained under wet and CO₂ cooling strategies when machining using new tools.

Figure 7 illustrates a comparison between the wet and the CO₂ cooling effects on the superficial hoop and axial residual stresses when machining using semi worn tools. Under conventional condition, the near surface residual stress along the hoop direction increased to achieve around 670 MPa versus 405 MPa in CO₂ cooling condition. Along the axial direction, more tensile residual stress was observed in conventional lubrication while compressive residual stress were obtained in CO₂ condition.

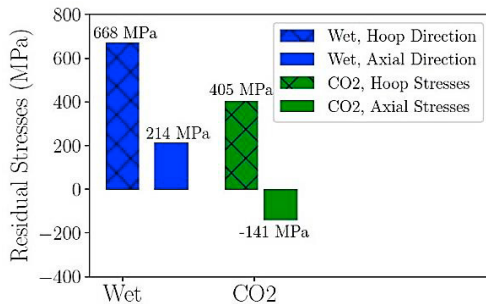


Fig. 7. Residual stresses measured near the surface (10 μm below the surface) under wet and CO₂ cooling strategies using semi-worn tools.

Furthermore, the compressive peak was higher in CO₂ condition than in conventional lubrication when using semi worn tools (Figure 8). These results may justify the cooling efficiency of the cryogenic fluid CO₂ to reduce the thermal load effect and thereby higher compressive stresses are generated knowing that two different mechanisms involved in the residual stresses generation (thermally and mechanically influenced plastic deformation) that control the resulted residual stresses generated in the machined surfaces [18]. It should be also noted that tool wear evolution affects notably the distribution of the residual stress distribution along both directions (hoop and axial) due to the increase of the cutting forces components (especially the radial force) as reported in [12].

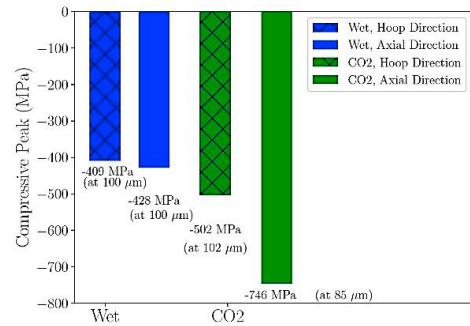


Fig. 8. The corresponding compressive peak obtained under wet and CO₂ cooling strategies when machining using semi-worn tools.

Furthermore, if comparing the depth of the compressive peak obtained under both conditions when using new tools, along the hoop direction, the depth of the compressive peak exhibited higher value in conventional lubrication though the compressive peak value was lower. Nevertheless, along the axial direction, the depth of the compressive peak was higher under CO₂ cryogenic condition as depicted in Figure 6. In the case when tool wear increased (using semi worn tools), no significant difference was revealed under both cooling conditions (Figure 8). Overall, no obvious correlation could be identified in terms of cooling conditions effect regardless the tool wear state with respect to the depth of the compressive peak.

4. Conclusion

In this study, a comparison between conventional lubrication and CO₂ cryogenic strategy was carried out in terms of surface integrity of the work material Inconel 718. The main results of this work consist in higher work-hardening of the machined surfaces obtained in CO₂ cooling condition. Besides, lower tensile residual stresses near the surface as well as larger compressive peak were observed in CO₂ condition when comparing with the conventional lubrication. Regarding tool wear effect, results showed that more tensile residual stresses near the surface and larger compressive peaks were generated along the hoop and the axial directions when using semi worn tools under both cooling strategies. Based on the obtained results, CO₂ cooling strategy seems to be more appropriate since this cooling approach produces a better surface integrity than conventional lubrication and therefore probably a better fatigue resistance.

Acknowledgements

The authors would like to thank the Basque government and Spanish government for the financial support provided to the PROCODA (KK-2019/00004) and CRYOMACH (EXP00116898/ INNO-20182049) projects respectively. This work was also supported by the french institute Carnot ARTS.

References

- [1] Kumar S, Satapathy B, Pradhan D, Mahobia G S. Effect of surface modification on the hot corrosion resistance of inconel 718 at 700°C. *Materials Research Express* 2019;6(8):086549.
- [2] Hongbo D, Gaochao W. Effect of deformation process on superplasticity of inconel 718 alloy. *Rare Metal Materials and Engineering* 2015;44(2): 298-302.
- [3] Ezugwu E O, Wang Z M, Machado A R. *Journal of Materials Processing Technology* 1999;86:1-16.
- [4] Behera B C, Alemayehu H, Ghosh S, and Rao P V. A comparative study of recent lubricant strategies for turning of ni-based superalloy. *Journal of Manufacturing Processes* 2017;30:541-552.
- [5] Ayed Y, Germain G, Pubill M A, Kowalewski P, and Locufier D. *The International Journal of Advanced Manufacturing Technology* 2017;93:1199-1206.
- [6] Machai C, Biermann D. Machining of beta-titanium-alloy ti10v2fe3al under cryogenic conditions: Cooling with carbon dioxide snow. *Journal of Materials Processing Technology* 2011;211(6):1175-1183.
- [7] Cordes S, Hbner F, Schaarschmidt T. *Procedia CIRP* 2014;14:401-405.
- [8] Pittal G M. A study of the effect of co2 cryogenic coolant in end milling of ti-6al-4v. *Procedia CIRP, 8th CIRP Conference on High Performance Cutting (HPC 2018)* 2018;77:445- 448.
- [9] Fernández D, Sand A, Bengoetxea I. Cryogenic milling: Study of the effect of co2 cooling on tool wear when machining Inconel 718, Grade EA1N Steel and Gamma TiAl. *Lubricants* 2019;7:10.
- [10] Vignesh S, Mohammed I U. Experimental investigation on machining parameters of hastelloy c276 under different cryogenic environment. *Advances in Forming, Machining and Automation* 2019;253-267.
- [11] Patil N G, Asem A, Pawade R S, Thakur D G, Brahmankar P K. Comparative study of high speed machining of inconel 718 in dry condition and by using compressed cold carbon dioxide gas as coolant. *Procedia CIRP, New Production Technologies in Aerospace Industry-5th Machining Innovations Conference (MIC 2014)* 2014;24:86-91.
- [12] Sharman A R C, Hughes J I, Ridgway K. An analysis of the residual stresses generated in inconel 718 when turning. *Journal of Materials Processing Technology* 2006;173(3):359-367.
- [13] Pusavec F, Hamdi H, Kopac J, Jawahir I S. Surface integrity in cryogenic machining of nickel based alloy inconel 718. *Journal of Materials Processing Technology* 2011;211(4):773-783.
- [14] Pereira W H, Delijaicov S. Surface integrity of inconel 718 turned under cryogenic conditions at high cutting speeds. *The International Journal of Advanced Manufacturing Technology* 2019.
- [15] Chaabani S, Rodriguez I, Cuesta M, Ayed Y, Arrazola P J, Germain G. Tool wear and cutting forces when machining inconel 718 under cryogenic conditions: Liquid nitrogen and carbon dioxide. *AIP Conference Proceedings* 2019;2113(1):080002.
- [16] Newman Jr JC, Johnson S, Zhao W. Assessment of residual stresses and hole quality on the fatigue behavior of aircraft structural joints. Technical report, DOT/FAA/AR-07/56, 2009.
- [17] Javidi A, Rieger U, Eichlseder W. The effect of machining on the surface integrity and fatigue life. *International Journal of Fatigue* 2008;30(10): 2050-2055.
- [18] Madariaga A, Kortabarria A, Hormaetxe E, Garay A, Arrazola P J. Influence of tool wear on residual stresses when turning inconel 718. *Procedia CIRP 3rd CIRP Conference on Surface Integrity* 2016;45:267-270.