

## Supplementary material

### **A novel nonenzymatic hydrogen peroxide amperometric sensor based on AgNp@GNR nanocomposites modified screen printed carbon electrode**

Vesna Stanković<sup>a</sup>, Slađana Đurđić<sup>b</sup>, Miloš Ognjanović<sup>c</sup>, Jelena Mutić<sup>b</sup>, Kurt Kalcher<sup>d</sup>, Dalibor Stanković<sup>b,c</sup>

<sup>a</sup>*Scientific Institution, Institute of Chemistry, Technology and Metallurgy, National Institute University of Belgrade, Belgrade, Serbia*

<sup>b</sup>*Faculty of Chemistry, University of Belgrade, Belgrade, Serbia*

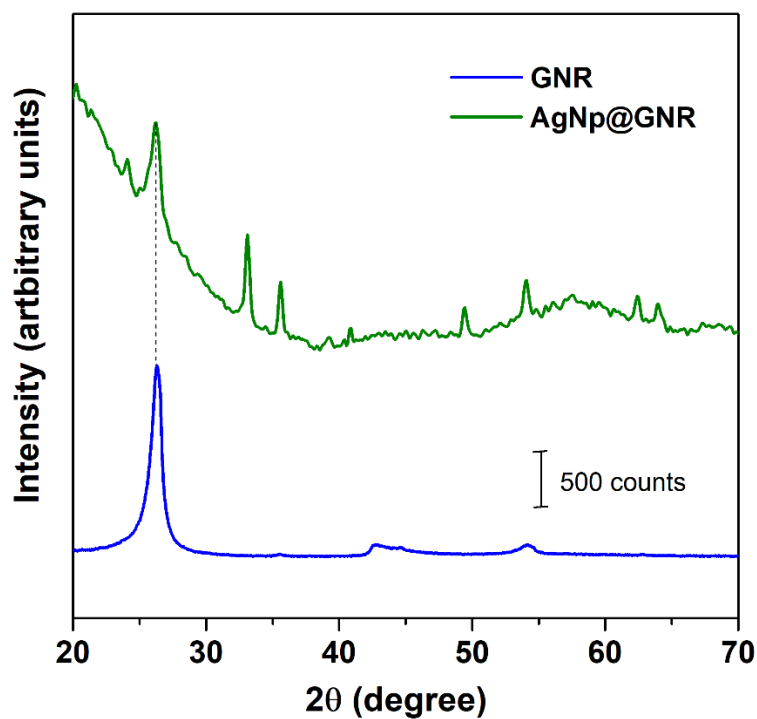
<sup>c</sup>*The “Vinča” Institute of Nuclear Sciences, University of Belgrade, Belgrade, Serbia*

<sup>d</sup>*Institute of Chemistry – Analytical Chemistry, Karl-Franzens University Graz, Graz, Austria*

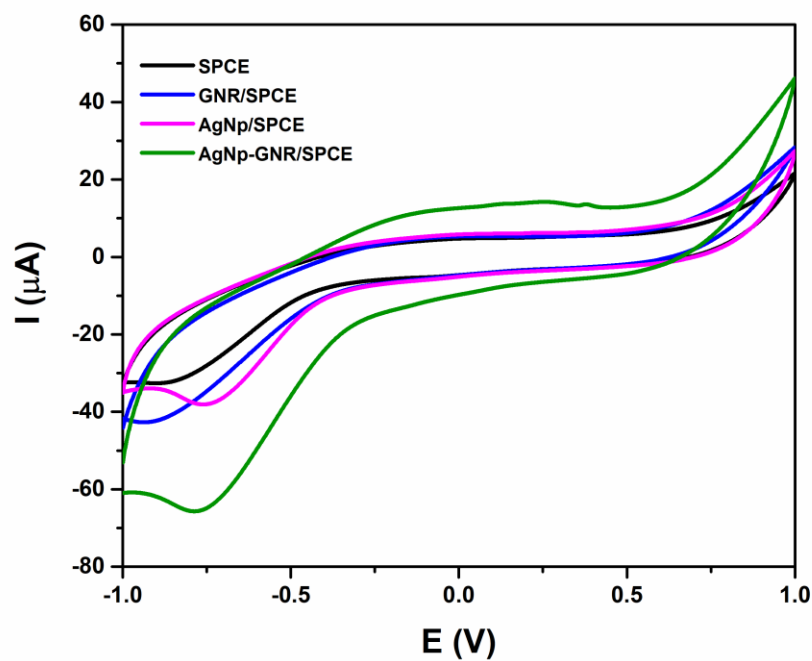
**Figure S1.** XRPD analysis of GNR (blue line) and AgNp@GNR composite (green line).

**Figure S2.** Cyclic voltammograms for each electrode in 0.1M PBS solution (pH 7.4) containing 25 mM H<sub>2</sub>O<sub>2</sub>

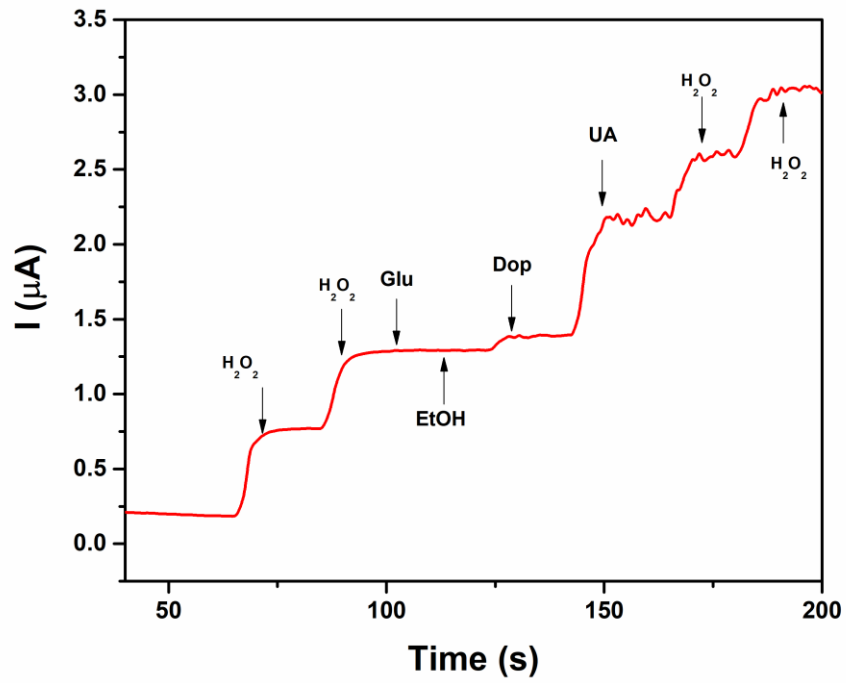
**Figure S3.** Interferences study



**Figure S1.** XRPD analysis of GNR (blue line) and AgNp@GNR composite (green line).



**Figure S2.** Cyclic voltammograms for each electrode in 0.1M PBS solution (pH 7.4) containing 25 mM  $\text{H}_2\text{O}_2$



**Figure S3.** Interferences study