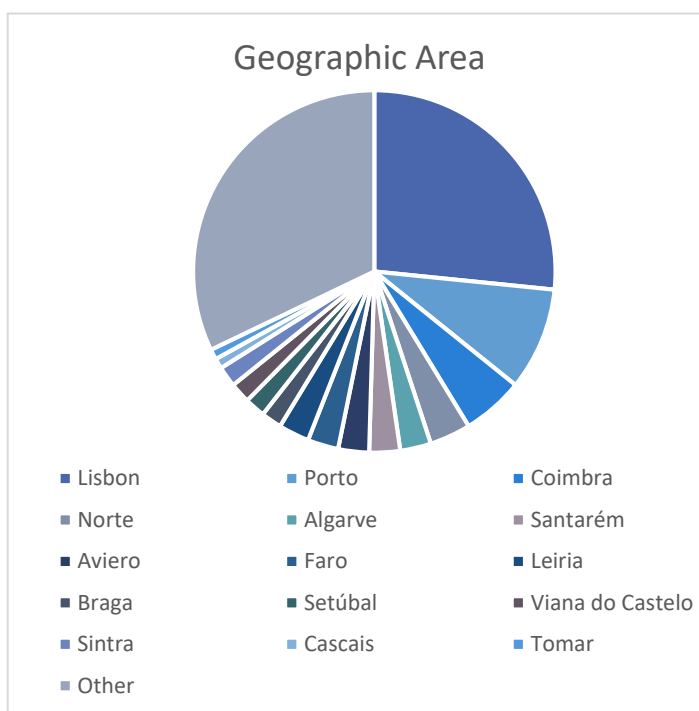


# Portugal

## Sample

There were 499 respondents to the Portuguese survey, 217 (43%) were Judges, 228 (46%) were Lawyers, 29 (6%) were Experts and 25 (5%) Beneficiaries. Of these respondents 484 (97%) responded using the Portuguese language version of the survey, and 15 (3%), mostly beneficiaries, used the English language version. Of the 78% of respondents (390) who indicated a location, 29% (113) indicated Lisbon, 10% (40) Porto, 6% (22) Coimbra, 4% (17) Norte. Algarve, Santarém, Aviero, and Faro accounted for roughly 3% each. The remaining cities/regions accounted for 2% or less of the respondents.

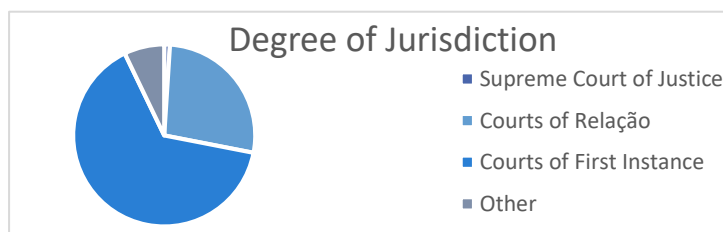
Region	%	Count
Lisbon	29%	113
Porto	10%	40
Coimbra	6%	22
Norte	4%	17
Algarve	3%	12
Santarém	3%	11
Aviero	3%	10
Faro	3%	10
Leiria	3%	10
Braga	2%	9
Setúbal	2%	8
Viana do Castelo	2%	6
Sintra	2%	6
Cascais	1%	5
Tomar	1%	4
Other (less than 1% each)	35%	140
<b>Total</b>	<b>100%</b>	<b>390</b>



## Judges

Of the 217 judges that responded, 196 (90%) provided their degree of jurisdiction. The vast majority (65%) were from the Courts of First Instance, with 27% from the Courts of Relação, and two respondents from the Supreme Court of Justice. Of the 14 who selected 'Other', 9 clarified that they were a Julgado de Paz.

Degree of Jurisdiction	%	Count
Supreme Court of Justice	1%	2
Courts of Relação	27%	53
Courts of First Instance	65%	127
Other	7%	14
<b>Total</b>	<b>100%</b>	<b>196</b>



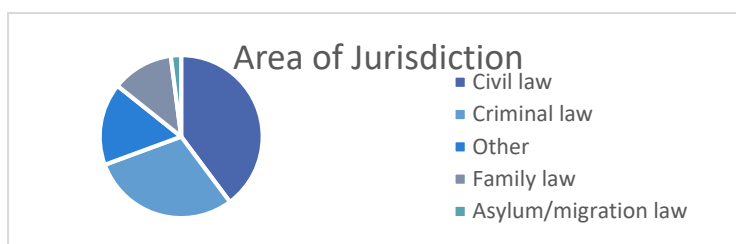
When asked for their areas of jurisdiction, 39% of Judges responded with Civil Law, 29% with Criminal Law, 12% Family Law, and 2% Asylum and Migration Law. Of the 37 respondents who selected other (16%), 12 specified Taxation Law, 8 Administrative Law, 5 Labour Law and 5 Commercial Law.

## CULTURAL EXPERTISE IN EUROPE: WHAT IS IT USEFUL FOR? (EURO-EXPERT)

PI: LIVIA HOLDEN | Post-Doc: ANNA TSALAPATANIS | Data Collector: EKATERINA GORBUNOVA

Date of Publication: 20/05/2019 | Page 2

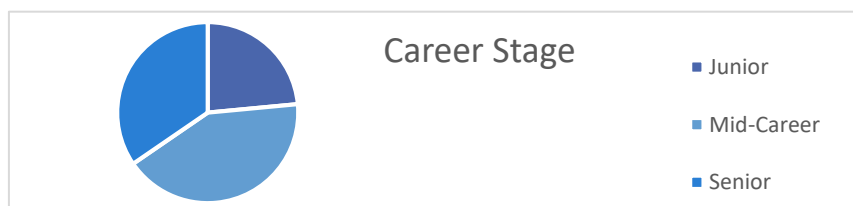
Area of Jurisdiction	%	Count
Civil law	39%	92
Criminal law	29%	68
Other	16%	37
Family law	12%	28
Asylum/migration law	2%	4
<b>Total</b>	<b>100%</b>	<b>234</b>



### Lawyers

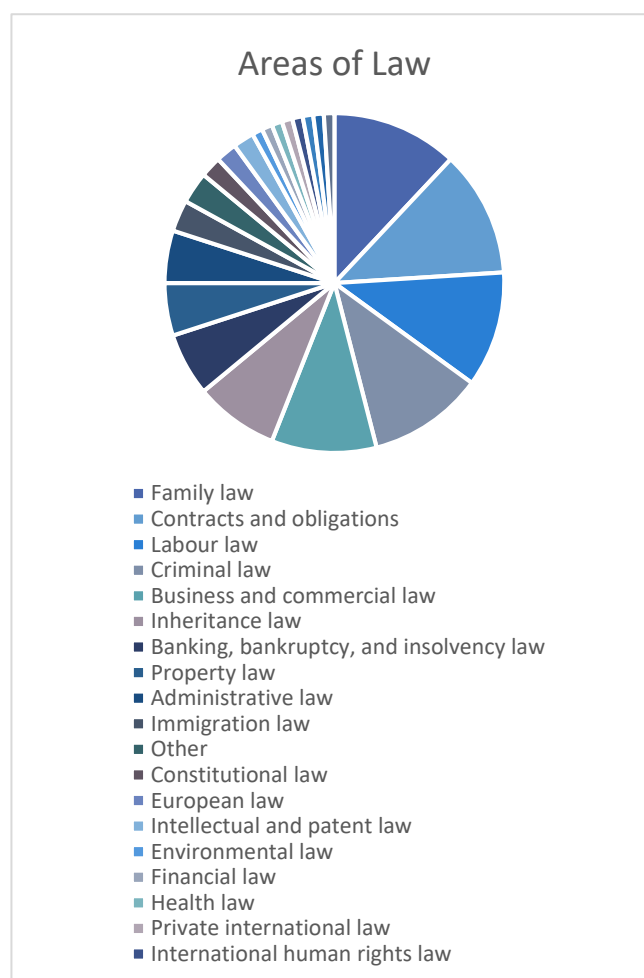
Of the 228 lawyers who responded, 217 (95%) indicated their career stage. Mid-Career was the most common response with 42%, followed by Senior Lawyer with 35% and Junior Lawyer with 24%.

Career Stage	%	Count
Junior	24%	51
Mid-Career	42%	91
Senior	35%	75
<b>Total</b>	<b>100%</b>	<b>217</b>



For the areas of law practiced in, Family Law was the most common, chosen by 111 respondents (12%), followed closely by Contracts and Obligations (109, also 12%). Labour Law and Criminal Law came next on 11% each, followed by Business and Commercial Law on 10%.

Area of Law	%	Count
Family law	12%	111
Contracts and obligations	12%	109
Labour law	11%	101
Criminal law	11%	97
Business and commercial law	10%	90
Inheritance law	8%	73
Banking, bankruptcy, and insolvency law	6%	51
Property law	5%	48
Administrative law	5%	47
Immigration law	3%	31
Other	3%	30
Constitutional law	2%	19
European law	2%	17
Intellectual and patent law	2%	14
Environmental law	1%	11
Financial law	1%	10
Health law	1%	9
Private international law	1%	9
International human rights law	1%	8
Refugee and asylum law	1%	8
Sports law	1%	7
Medical and bio law	1%	6
<b>Total</b>	<b>100%</b>	<b>906</b>



## CULTURAL EXPERTISE IN EUROPE: WHAT IS IT USEFUL FOR? (EURO-EXPERT)

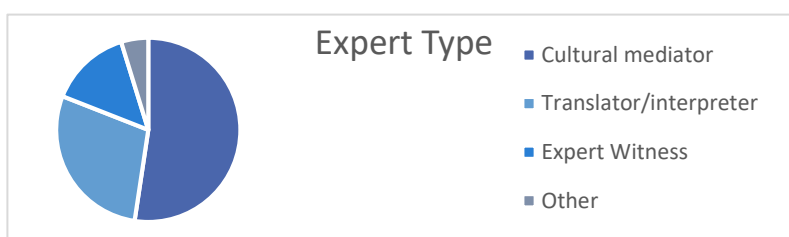
PI: LIVIA HOLDEN | Post-Doc: ANNA TSALAPATANIS | Data Collector: EKATERINA GORBUNOVA

Date of Publication: 20/05/2019 | Page 3

### Experts

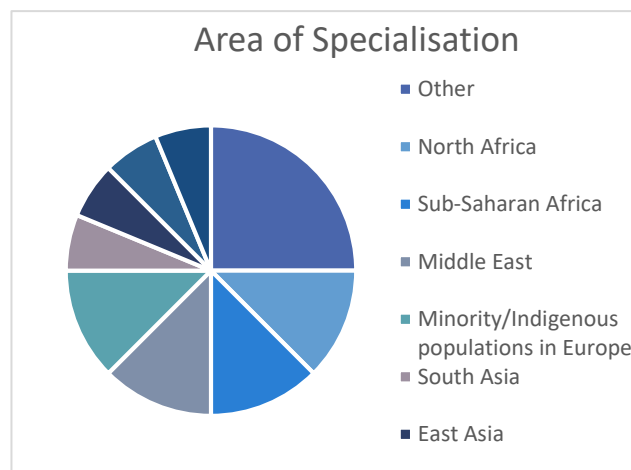
In total 21 experts indicated their expert type with over half clarifying that they were a cultural mediator, around a third were a translator/interpreter, with the remaining indicating either expert witness or other.

Expert Type	%	Count
Cultural mediator	52%	11
Translator/interpreter	29%	6
Expert Witness	14%	3
Other	5%	1
<b>Total</b>	<b>100%</b>	<b>21</b>



In terms of area of specialisation, four respondents selected other with one clarifying Eastern Europe, and the other indicating that they were involved in all of the categories above. North Africa, Sub-Saharan Africa, Middle East and Minority/Indigenous Populations all received two responses each.

Area of Specialisation	%	Count
Other	25%	4
North Africa	13%	2
Sub-Saharan Africa	13%	2
Middle East	13%	2
Minority/Indigenous populations in Europe	13%	2
South Asia	6%	1
East Asia	6%	1
South East Asia	6%	1
South and Central America	6%	1
<b>Total</b>	<b>100%</b>	<b>16</b>



### Frequency

#### Numeric Frequency

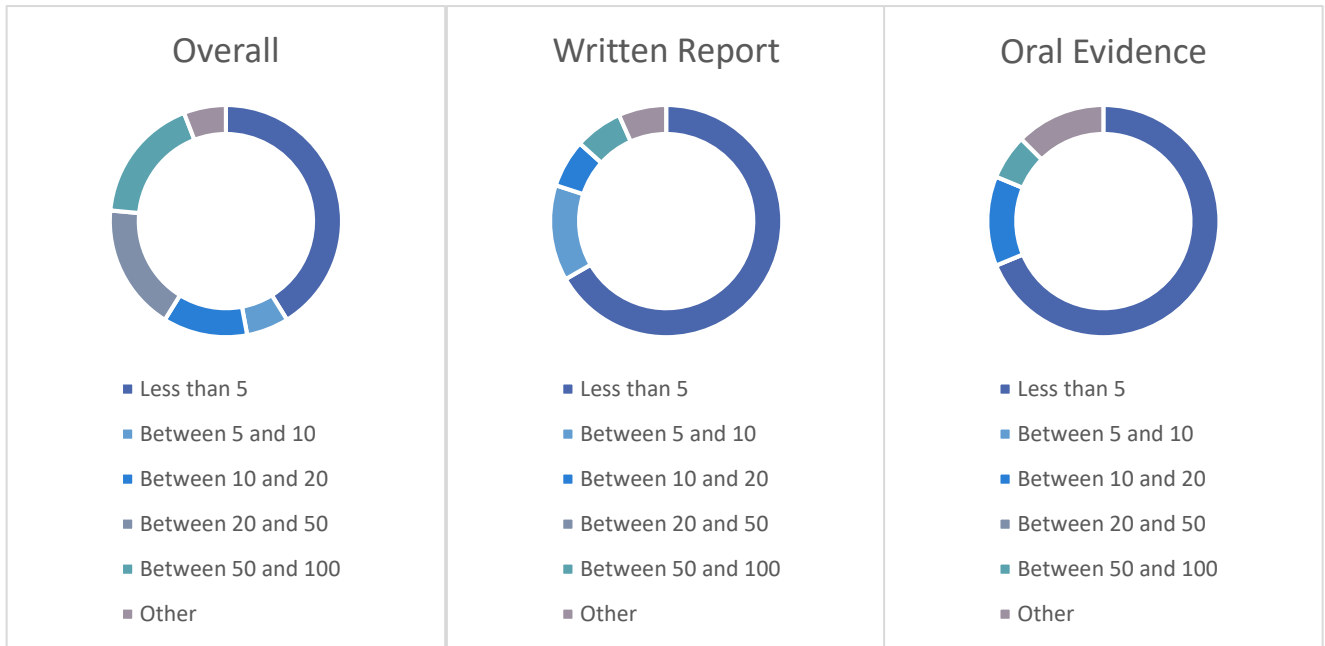
There were between 15 and 17 responses to the questions put to experts regarding frequency. Overall, 41% (7) of Experts had provided their expert services in 'Less than 5 cases'. One respondent indicated 'Between 5 and 10 cases', two respondents 'Between 10 and 20' and three respondents for 'Between 20 and 50' and 'Between 50 and 100'. When clarifying, almost 70% had provided a written report or oral evidence in 'Less than 5' cases.

Number of cases	How many cases have you provided expert services for?		For how many cases have you provided only a written report?		For how many cases have you provided only oral evidence?	
	%	Count	%	count	%	count
Less than 5	41%	7	67%	10	69%	11
Between 5 and 10	6%	1	13%	2	0%	0
Between 10 and 20	12%	2	7%	1	13%	2
Between 20 and 50	18%	3	0%	0	0%	0
Between 50 and 100	18%	3	7%	1	6%	1
Other	6%	1	7%	1	13%	2
<b>Total</b>	<b>100%</b>	<b>17</b>	<b>100%</b>	<b>15</b>	<b>100%</b>	<b>16</b>

## CULTURAL EXPERTISE IN EUROPE: WHAT IS IT USEFUL FOR? (EURO-EXPERT)

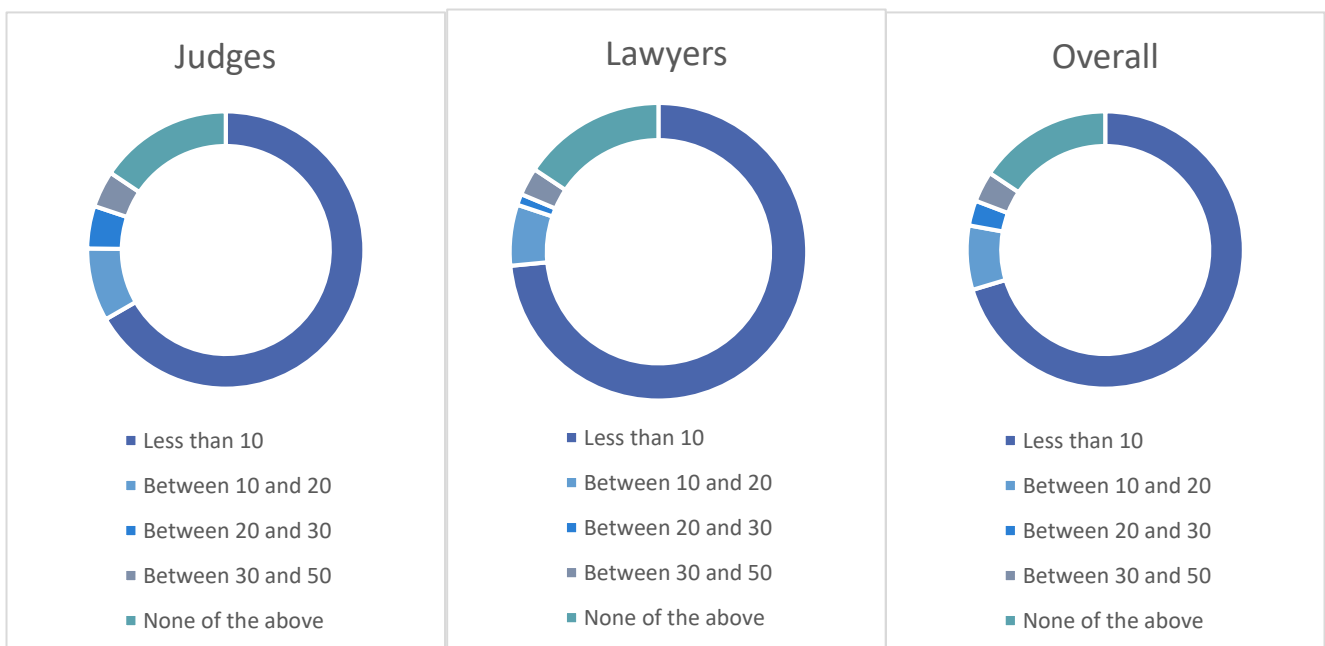
PI: LIVIA HOLDEN | Post-Doc: ANNA TSALAPATANIS | Data Collector: EKATERINA GORBUNOVA

Date of Publication: 20/05/2019 | Page 4



Overall, most of the responding judges and lawyers had instructed cultural experts in less than 10 cases (70%). The second most common response selected was 'other' (16%), and those that selected it almost universally clarified that they had never instructed a cultural expert. Comparing the responses of Judges and Lawyers, showed that overall Judges had instructed cultural experts in a slightly higher number of cases.

Number of cases	Judges		Lawyers		Overall	
	%	Count	%	Count	%	Count
Less than 10	67%	94	73%	122	70%	216
Between 10 and 20	9%	12	7%	11	7%	23
Between 20 and 30	5%	7	1%	2	3%	9
Between 30 and 50	4%	6	3%	5	4%	11
None of the above	16%	22	16%	26	16%	48
<b>Totals</b>	<b>100%</b>	<b>141</b>	<b>100%</b>	<b>166</b>	<b>100%</b>	<b>307</b>



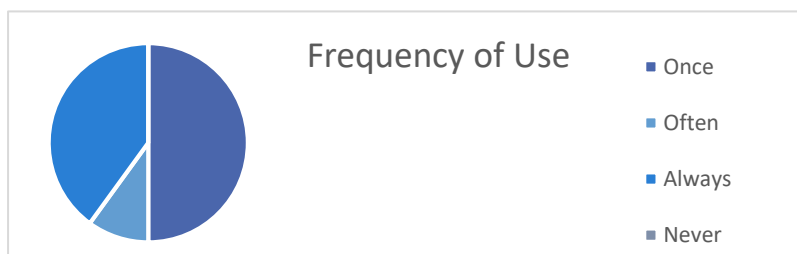
## CULTURAL EXPERTISE IN EUROPE: WHAT IS IT USEFUL FOR? (EURO-EXPERT)

PI: LIVIA HOLDEN | Post-Doc: ANNA TSALAPATANIS | Data Collector: EKATERINA GORBUNOVA

Date of Publication: 20/05/2019 | Page 5

Half of the 20 beneficiaries responded that they had used the services of a cultural expert once, and 40% (8) indicated that they had always used a cultural expert. The remaining 10% (2) claimed to have used them often.

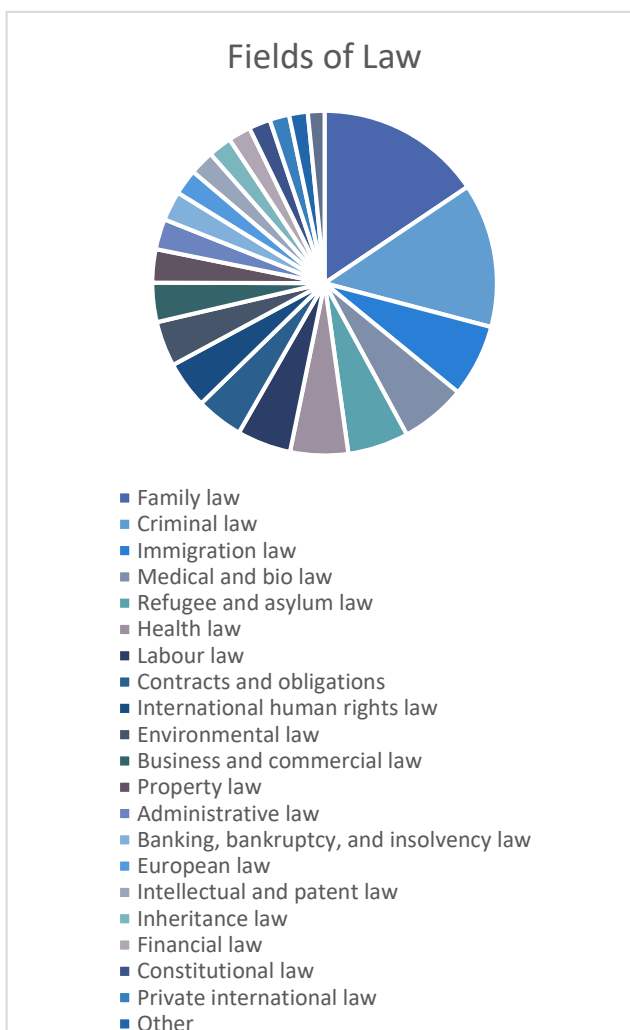
Frequency	%	Count
Once	50%	10
Often	10%	2
Always	40%	8
Never	0%	0
<b>Total</b>	<b>100%</b>	<b>20</b>



### Fields of law

The most common field of law in which cultural expertise is used in Portugal is 'Family Law' (16%) followed closely by 'Criminal Law' (14%). 'Immigration Law', 'Medical and Bio Law', and 'Refugee Law' all received 6-7%, with all of the remaining categories receiving 5% or less.

Fields of Law	%	Count
Family law	16%	169
Criminal law	14%	147
Immigration law	7%	74
Medical and bio law	6%	67
Refugee and asylum law	6%	62
Health law	5%	59
Labour law	5%	55
Contracts and obligations	4%	48
International human rights law	4%	48
Environmental law	4%	46
Business and commercial law	4%	40
Property law	3%	34
Administrative law	3%	31
Banking, bankruptcy, and insolvency law	3%	30
European law	2%	26
Intellectual and patent law	2%	25
Inheritance law	2%	24
Financial law	2%	23
Constitutional law	2%	22
Private international law	2%	20
Other	2%	19
Sports law	2%	17
<b>Total</b>	<b>100%</b>	<b>1086</b>



## CULTURAL EXPERTISE IN EUROPE: WHAT IS IT USEFUL FOR? (EURO-EXPERT)

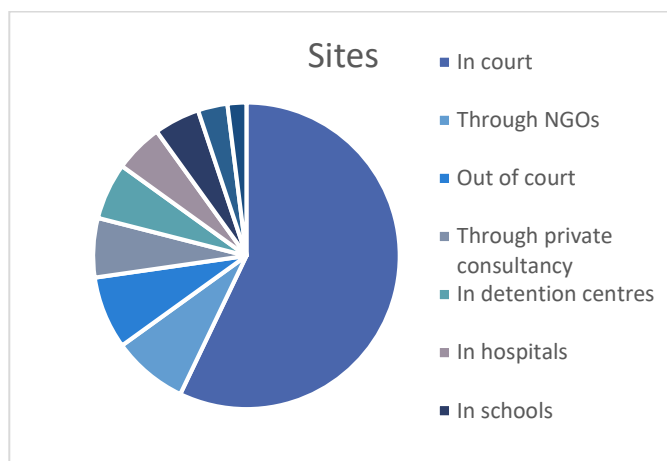
PI: LIVIA HOLDEN | Post-Doc: ANNA TSALAPATANIS | Data Collector: EKATERINA GORBUNOVA

Date of Publication: 20/05/2019 | Page 6

### Sites

The most common site in which cultural expertise is used was 'in court' which accounted for 201 responses (57%). The next most common responses were 'Through NGOs' and 'Out of court', with 28 (8%) and 27 (8%) respectively.

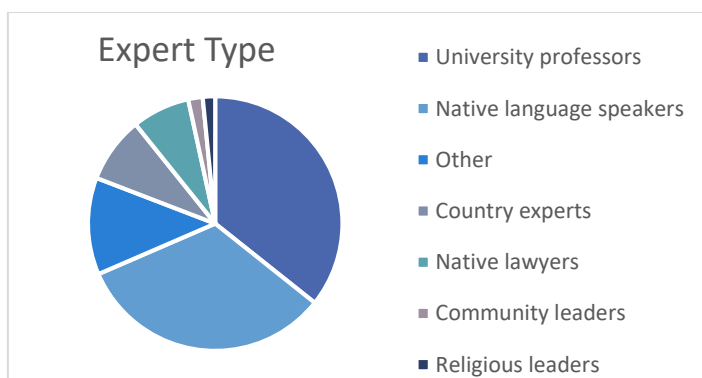
Sites	%	Total
In court	57%	201
Through NGOs	8%	28
Out of court	8%	27
Through private consultancy	6%	22
In detention centres	6%	21
In hospitals	5%	18
In schools	5%	17
In universities	3%	11
Other	2%	7
<b>Total</b>	<b>100%</b>	<b>352</b>



### Typology of Experts

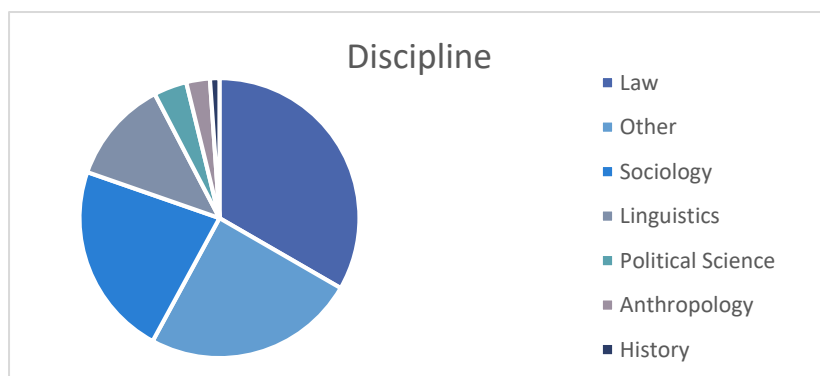
University Professors accounted for the most common type of expert instructed (36%) closely followed by Native Language speakers (33%). For the 12% who selected the 'other' category and clarified, there were several common responses: 8 indicated that experts were not used in their experience, 8 listed Social Workers, 7 indicated Psychologists and 5 clarified Medical Professionals.

Expert Type	%	Count
University professors	36%	136
Native language speakers	33%	125
Other	12%	47
Country experts	8%	32
Native lawyers	7%	28
Community leaders	2%	7
Religious leaders	2%	6
<b>Total</b>	<b>100%</b>	<b>381</b>



When asked to clarify which sorts of Professors these were, the most common response was Law with 33% followed by 'other' with 25%, Sociology with 22% and Linguistics with 12%. Of the 25% who clarified using the 'Other' category, 17 indicated Engineering, 11 Psychology, 8 Medicine, 5 Social Work and 4 Economics.

Discipline	%	Count
Law	33%	61
Other	25%	45
Sociology	22%	41
Linguistics	12%	22
Political Science	4%	7
Anthropology	3%	5
History	1%	2
<b>Total</b>	<b>100%</b>	<b>183</b>



## CULTURAL EXPERTISE IN EUROPE: WHAT IS IT USEFUL FOR? (EURO-EXPERT)

PI: LIVIA HOLDEN | Post-Doc: ANNA TSALAPATANIS | Data Collector: EKATERINA GORBUNOVA

Date of Publication: 20/05/2019 | Page 7

Experts indicated that the fields of law that they have given expertise in were most commonly Family Law and Labour Law (17% each), followed by Business and Commercial Law, Contracts and Obligations, and Immigration Law (13% each).

Fields of Law	%	Count
Family law	17%	5
Labour law	17%	5
Business and commercial law	13%	4
Contracts and obligations	13%	4
Immigration law	13%	4
Criminal law	7%	2
Health law	7%	2
Administrative law	3%	1
Property law	3%	1
Refugee and asylum law	3%	1
Other	3%	1
Banking, bankruptcy, and insolvency law	0%	0
Constitutional law	0%	0
Environmental law	0%	0
European law	0%	0
Financial law	0%	0
Inheritance law	0%	0
Intellectual and patent law	0%	0
International human rights law	0%	0
Medical and bio law	0%	0
Private international law	0%	0
Sports law	0%	0
<b>Total</b>	<b>100%</b>	<b>30</b>

