

Rowan University

Rowan Digital Works

School of Earth & Environment Faculty
Scholarship

School of Earth & Environment

6-11-2020

Author Correction: Estimating global mean sea-level rise and its uncertainties by 2100 and 2300 from an expert survey

Benjamin P. Horton

Nicole S. Khan

Niamh Cahill

Janice S.H. Lee

Timothy A. Shaw

See next page for additional authors

Follow this and additional works at: https://rdw.rowan.edu/see_facpub



Part of the [Climate Commons](#), and the [Oceanography Commons](#)

Let us know how access to this document benefits you - share your thoughts on our feedback form.

Recommended Citation

Horton, Benjamin P.; Khan, Nicole S.; Cahill, Niamh; Lee, Janice S.H.; Shaw, Timothy A.; Garner, Andra J.; Kemp, Andrew C.; Engelhart, Simon E.; and Rahmstorf, Stefan, "Author Correction: Estimating global mean sea-level rise and its uncertainties by 2100 and 2300 from an expert survey" (2020). *School of Earth & Environment Faculty Scholarship*. 35.

https://rdw.rowan.edu/see_facpub/35

This Article is brought to you for free and open access by the School of Earth & Environment at Rowan Digital Works. It has been accepted for inclusion in School of Earth & Environment Faculty Scholarship by an authorized administrator of Rowan Digital Works. For more information, please contact brush@rowan.edu.







Authors

Benjamin P. Horton, Nicole S. Khan, Niamh Cahill, Janice S.H. Lee, Timothy A. Shaw, Andra J. Garner, Andrew C. Kemp, Simon E. Engelhart, and Stefan Rahmstorf

AUTHOR CORRECTION OPEN



Author Correction: Estimating global mean sea-level rise and its uncertainties by 2100 and 2300 from an expert survey


Benjamin P. Horton , Nicole S. Khan, Niamh Cahill , Janice S. H. Lee , Timothy A. Shaw , Andra J. Garner , Andrew C. Kemp, Simon E. Engelhart  and Stefan Rahmstorf 

npj Climate and Atmospheric Science (2020)3:22; <https://doi.org/10.1038/s41612-020-0126-0>

Correction to: *npj Climate and Atmospheric Science* <https://doi.org/10.1038/s41612-020-0121-5>, published online 08 May 2020

In the original version of this Article, data was plotted incorrectly in Fig. 6. The figure has been replaced in both the HTML and PDF versions of the Article.

appropriate credit to the original author(s) and the source, provide a link to the Creative Commons license, and indicate if changes were made. The images or other third party material in this article are included in the article's Creative Commons license, unless indicated otherwise in a credit line to the material. If material is not included in the article's Creative Commons license and your intended use is not permitted by statutory regulation or exceeds the permitted use, you will need to obtain permission directly from the copyright holder. To view a copy of this license, visit <http://creativecommons.org/licenses/by/4.0/>.

 **Open Access** This article is licensed under a Creative Commons Attribution 4.0 International License, which permits use, sharing, adaptation, distribution and reproduction in any medium or format, as long as you give

© The Author(s) 2020