

University of Louisville

ThinkIR: The University of Louisville's Institutional Repository

Undergraduate Research Events

Undergraduate Research

Fall 2020

Clean & Fast Amide Couplings in Water

Nicklas Buckbinder
University of Louisville

Sudripet Sharma
University of Louisville

Sachin Handa
University of Louisville

Follow this and additional works at: <https://ir.library.louisville.edu/undergradresearch>

 Part of the [Chemistry Commons](#)

Recommended Citation

Buckbinder, Nicklas; Sharma, Sudripet; and Handa, Sachin, "Clean & Fast Amide Couplings in Water" (2020). *Undergraduate Research Events*. 11.
<https://ir.library.louisville.edu/undergradresearch/11>

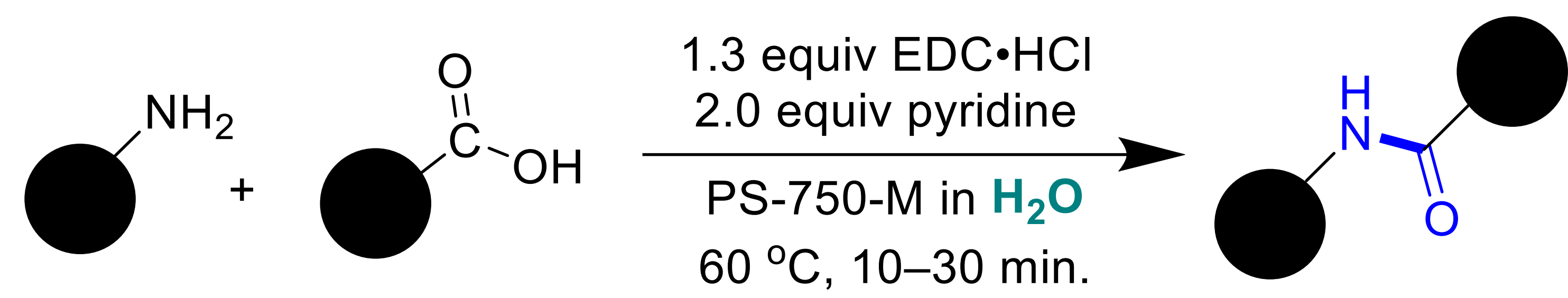
This Poster is brought to you for free and open access by the Undergraduate Research at ThinkIR: The University of Louisville's Institutional Repository. It has been accepted for inclusion in Undergraduate Research Events by an authorized administrator of ThinkIR: The University of Louisville's Institutional Repository. For more information, please contact thinkir@louisville.edu.

Clean and Fast Amide Couplings in Water

Nicklas Buchbinder, Sudripet Sharma, Sachin Handa
Department of Chemistry, University of Louisville, Louisville, KY 40292

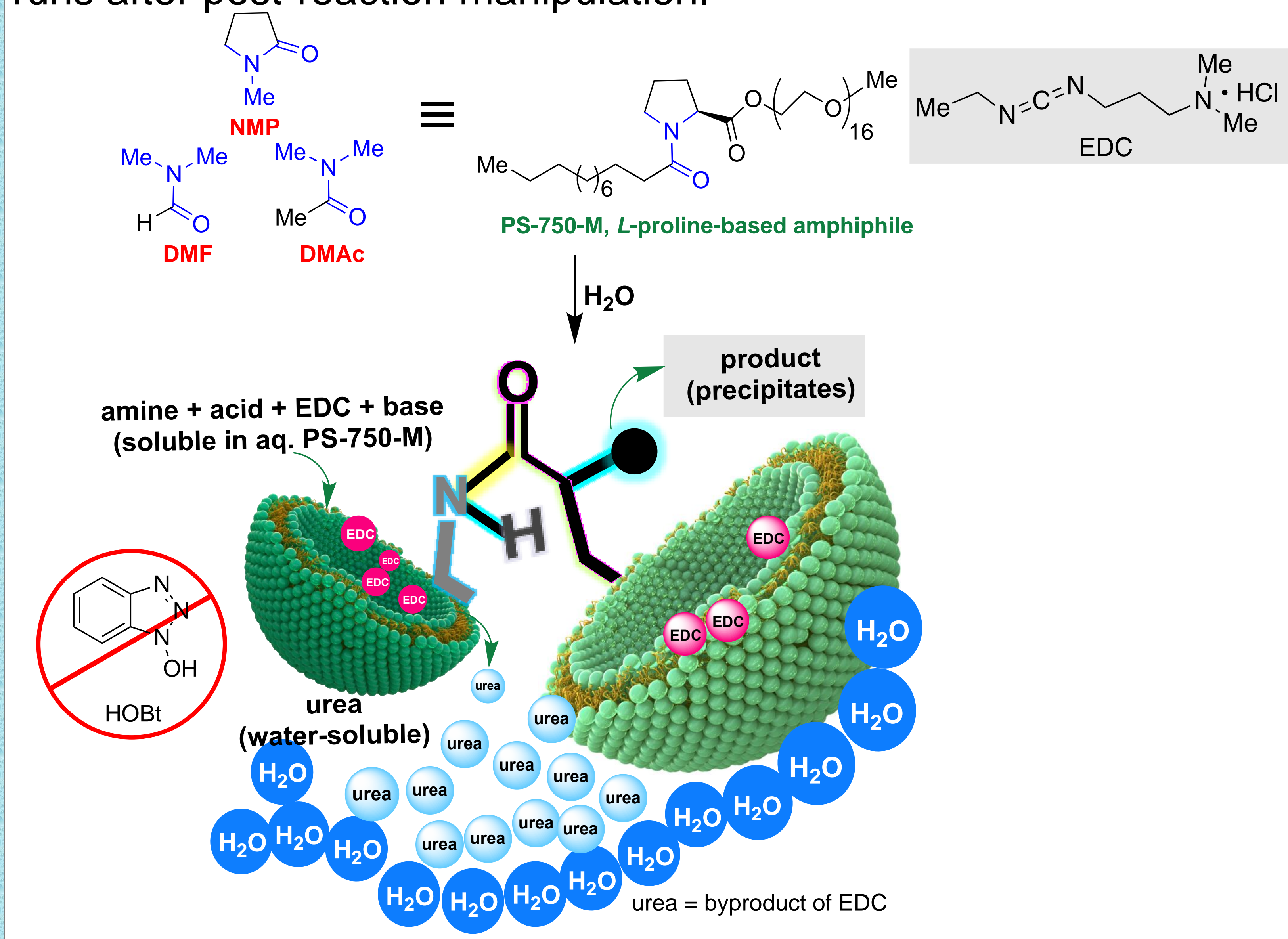
Introduction

Amide couplings are highly important to the pharmaceutical industry.¹ Presented is a methodology for amide couplings in water with a fast reaction rate using EDC as a coupling reagent and PS-750 M in water as a reaction medium. The reactions complete in 15–45 min, where the product precipitates out and can be isolated via simple filtration. It is an organic solvent-free and cost-effective approach towards amide bond forming reactions.²

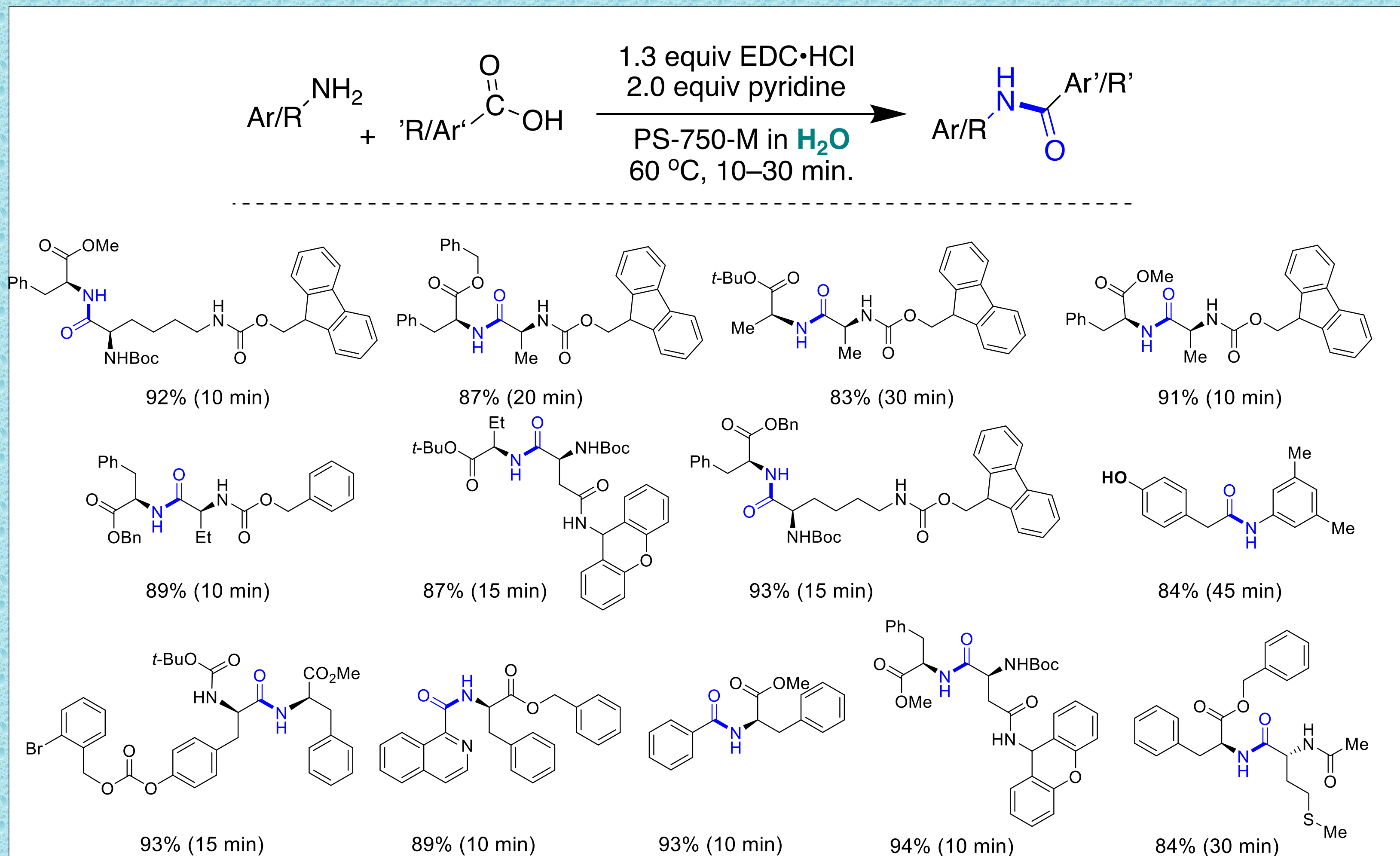


EDC-Mediated Amide Couplings in Water

EDC ((1-Ethyl-3-(3-dimethylaminopropyl)carbodiimide) is a carbodiimide that is well known reagent for the amide coupling reactions between an amine and carboxylic acid in the presence of a base. It is the commonly used coupling agent in industries because it produces a water-soluble urea byproduct, which can be easily removed by an aqueous work-up. However, our methodology, the desired amide product precipitates out of the reaction mixture, and no additional work-up is required.³ Using aqueous micelles of PS-750-M as a solvent dramatically increases the rate of reaction.² The filtrate recovered can be recycled to perform several coupling runs after post-reaction manipulation.

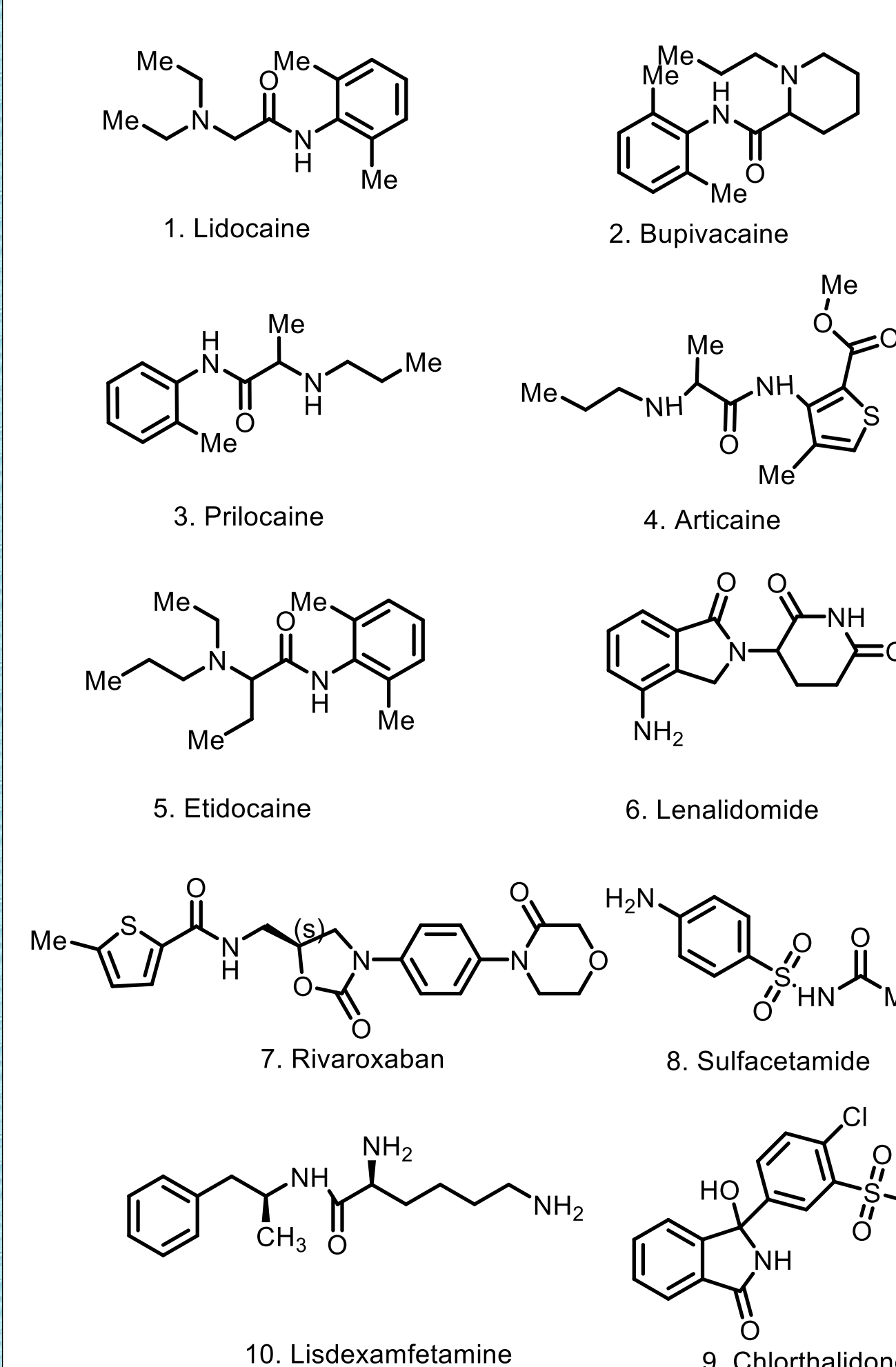


Substrate Scope



Conditions: Amine (0.25 mmol), carboxylic acid (0.25 mmol), EDC·HCl (0.32 mmol), pyridine (0.5 mmol), 0.5 mL 3 wt % PS-750-M in H₂O, 60 °C, 10–45 min. The coupling reaction was performed on small scale as well as on gram scale to prove the scalability. HPLC studies concluded that there was no racemization occurring within mmol or gram scales.²

Examples of Drug Molecules



- Lidocaine** is used as a local anesthetic and has also proven useful as both diagnostic and therapeutic medicine.⁴ The drug has found successful at easing pain and avoiding drug-drug interactions.⁵
- Bupivacaine** is also used an anesthetic that is commonly used in surgery. Epidural administration has proven to be an effective method for longer and less toxic pain relief in patients.⁶ The drug has proven to reduce the need for addictive postoperative narcotics when intra-articular administration was used.⁷
- Prilocaine** is yet another anesthetic and has proven more useful than Lidocaine in shorter surgeries. Epidural administration is used for short term local anesthetic,⁸ and as pain relief cream with various applications.⁹
- Articaine** is a local anesthetic used mostly in dental procedures. Articaine is non-toxic with a shorter half-life than other anesthetics.¹⁰
- Etidocaine** is longer acting local anesthetic, that is metabolized less quickly.¹¹ This drug has also proved to act faster than most other anesthetics.¹²
- Lenalidomide** is an immunomodulatory agent with anticancer properties. It is commonly used to treat multiple myeloma.¹³ The drug has proven very successful in reversing the effects of myelodysplastic syndrome in the 5q31 deletion.¹⁴
- Rivaroxaban** is a direct factor Xa inhibitor that is used to prevent venous thromboembolism (VTE) in adult patients. The drug can be administered orally and seem to be beneficial to patients regardless of age, gender or weight.¹⁵
- Sulfacetamide** is an antibacterial medicine. It is commonly administered with eye drop solutions as it boasts low toxicity.¹⁶
- Chlorthalidone** is a diuretic that is used to treat hypertension. Chlorthalidone can significantly lower risks for stroke, coronary artery disease and death.¹⁷
- Lisdexamfetamine** is used to treat attention deficit disorder. It is proven successful in both adolescence and adults.¹⁸

Conclusions

Our methodology could greatly benefit the pharmaceutical industry in manufacturing drugs. With short reaction time, mild reaction conditions, no use of an organic solvent in synthesis, as well as in isolation or purification, this technology will potentially save considerable production cost of useful drug molecules. Besides, it is a greener and sustainable way of amide bond formations. Other industries, such as agricultural chemistry, biochemistry, and polymer chemistry, could also benefit from our environmentally benign approach.

Acknowledgement

Nick would like to thank the offices of the Executive Vice President/University Provost and Executive Vice President for Research and Innovation for funding SROP. We also thank AbbVie for partial financial support.

References

- Pu, Y. J.; Vaid, R. K.; Boini, S. K.; Towsley, R. W.; Doecke, C. W.; Mitchell, D. A Practical Method for Functionalized Peptide or Amide Bond Formation in Aqueous–Ethanol Media with EDC as Activator. *Org. Process Res. Dev.* **2009**, *13* (2), 310–314.
- Sharma, S.; Buchbinder, N. W.; Braje, W. M.; Handa, S. Fast Amide Couplings in Water: Extraction, Column Chromatography, and Crystallization Not Required. *Org. Lett.* **2020**. <https://doi.org/10.1021/acs.orglett.0c01676>.
- Nakajima, N.; Ikada, Y. Mechanism of Amide Formation by Carbodiimide for Bioconjugation in Aqueous Media. *Bioconjug. Chem.* **1995**, *6* (1), 123–130.
- Mao J, Chen LL. Systemic lidocaine for neuropathic pain relief. *Pain.* **2000**, *87* (1), 7–17.
- Gudin, J.; Nalamachu, S. Utility of Lidocaine as a Topical Analgesic and Improvements in Patch Delivery Systems. *Postgrad. Med.* **2020**, *132* (1), 28–36.
- Lafont, N. D.; Legros, F. J.; Boogaerts, J. G. Use of Liposome-Associated Bupivacaine in a Cancer Pain Syndrome. *Anaesthesia* **1996**, *51* (6), 578–579.
- BADNER, N. H.; BOURNE, R. B.; RORABECK, C. H.; MACDONALD, S. J.; DOYLE, J. A. Intra-Articular Injection of Bupivacaine in Knee-Replacement Operations. Results of Use for Analgesia and for Preemptive Blockade *. *JBSJ* **1996**, *78* (5).
- De Weert, K.; Traksel, M.; Gielen, M.; Slappendel, R.; Weber, E.; Dirksen, R. The Incidence of Transient Neurological Symptoms after Spinal Anaesthesia with Lidocaine Compared to Prilocaine. *Anaesthesia* **2000**, *55* (10), 1020–1024.
- Taddio, A.; Stevens, B.; Craig, K.; Rastogi, P.; Ben-David, S.; Shennan, A.; Mulligan, P.; Koren, G. Efficacy and Safety of Lidocaine–Prilocaine Cream for Pain during Circumcision. *N. Engl. J. Med.* **1997**, *336* (17), 1197–1201.
- Oertel, R.; Rahn, R.; Kirch, W. Clinical Pharmacokinetics of Articaine. *Clin. Pharmacokinet.* **1997**, *33* (6), 417–425.
- Garcia DG. Etidocaine—a long-acting anesthetic agent. Review of the literature. *Anesth Prog.* **1982**, *29* (1), 12–13.
- Lund, P. C.; Cwik, J. C.; Gannon, R. T. Etidocaine (Durane®): A Clinical and Laboratory Evaluation. *Acta Anaesthesiol. Scand.* **1974**, *18* (3), 176–188.
- Saloura, V.; Grivas, P. D. Lenalidomide: A Synthetic Compound with an Evolving Role in Cancer Management. *Hematology* **2010**, *15* (5), 318–331.
- Chinthakindi, P. K.; Naicker, T.; Thota, N.; Govender, T.; Kruger, H. G.; Arvidsson, P. I. Sulfonimidamides in Medicinal and Agricultural Chemistry. *Angew. Chemie Int. Ed.* **2017**, *56* (15), 4100–4109.
- Kreutz, R. Pharmacodynamic and Pharmacokinetic Basics of Rivaroxaban. *Fundam. Clin. Pharmacol.* **2012**, *26* (1), 27–32.
- O’Shea, R.; Moser, H. E. Physicochemical Properties of Antibacterial Compounds: Implications for Drug Discovery. *J. Med. Chem.* **2008**, *51* (10), 2871–2878.
- Wright, J. M.; Lee, C.-H.; Chambers, G. K. Systematic Review of Antihypertensive Therapies. *Can. Med. Assoc. J.* **1999**, *161* (1), 25–32.
- Goodman, D. W. Lisdexametamine Dimesylate: The First Prodrug Stimulant. *Psychiatry (Edgmont)*. **2007**, *4* (8), 39–45.