

James Madison University

**JMU Scholarly Commons**

---

Global CWD Repository

Center for International Stabilization and  
Recovery

---

1-2015

## **An Impact Assessment of the Armed Violence Reduction Project in North Western Kenya**

Michelle Engels

Follow this and additional works at: <https://commons.lib.jmu.edu/cisr-globalcwd>



Part of the [Defense and Security Studies Commons](#), [Peace and Conflict Studies Commons](#), [Public Policy Commons](#), and the [Social Policy Commons](#)

---

This Other is brought to you for free and open access by the Center for International Stabilization and Recovery at JMU Scholarly Commons. It has been accepted for inclusion in Global CWD Repository by an authorized administrator of JMU Scholarly Commons. For more information, please contact [dc\\_admin@jmu.edu](mailto:dc_admin@jmu.edu).



Research and Studies Collection  
From Projects

---

## **An impact assessment of the armed violence reduction project in North Western Kenya**

---

Tanzania, Uganda, Somalia, Kenya (TUSK) Program  
January 2015

### **Author**

Michelle Engels, Australia Youth Ambassador

### **Technical support**

Sylvie Bouko, Head of Conventional Weapons Risk Reduction Technical Unit  
Aude Brus, Technical Studies and Research Coordinator

### **Contributors**

Mary Gorrety Ajwang, Armed Violence Reduction Project Manager  
Godfrey Sabila, Armed Violence Reduction Project Officer  
Ryan Duly, TUSK Operational Coordinator

### **Edition**

Handicap International  
Technical Resources Division  
Knowledge Management Unit

### **Layout**

Stéphanie Deygas, Knowledge Management Unit

### **Photo Credit**

© Godfrey Sabila (Kenya, Kanyerus Village, 2014)

**Realized with the support of the Justice and Peace Centre**



**Realized with the support of the Free Pentecostal Fellowship of Kenya**



**Realized with the financial support of Institut für Auslandsbeziehungen (ifa)**



## Acknowledgment

This report is the result of the efforts of many individuals and teams. Handicap International (HI) thanks above all the survey respondents from the 10 communities in Trans-Nzoia and West Pokot.

HI is also grateful to Michelle Engels, Australia Youth Ambassador attached to the Armed Violence Reduction project, who conducted the analysis of the survey results and produced this report.

HI also thanks our two implementing partners - Justice and Peace Centre and Free Pentecostal Fellowship of Kenya - for facilitating the survey in both counties. We acknowledge the contribution to this survey of the 10 Research Assistants who tirelessly performed the interviews, and HI's Armed Violence Reduction (AVR) project team and Kitale office Support Services Unit, who managed the entire process.

This survey also benefited from significant technical support from Sylvie Bouko, HI's Head of Conventional Weapons Risk Reduction Technical Unit and Aude Brus, HI's Technical Studies and Research Coordinator.

Finally, HI is grateful for the funding support from our donor, Institut für Auslandsbeziehungen (ifa), which made the implementation and production of this survey report possible.



## Contents

Acronyms .....	5
List of tables and figures.....	6
Executive summary .....	7
Introduction .....	12
Survey methodology .....	15
Respondents' socio-demographic profile .....	17
Perceived safety at individual level .....	19
Perceived possession of arms and motivations at community level .....	21
Access to arms .....	25
Motivation for arms possession at the individual level.....	28
Misuse of arms at the individual level .....	30
Perceived prevalence and impact of armed violence.....	32
Incident reporting .....	40
Conclusion .....	44
Recommendations .....	46
Annex - Pre and Post impact questionnaire .....	49

## Acronyms

<b>ANOVA</b>	Analysis of Variance
<b>AVR</b>	Armed Violence Reduction (AVR)
<b>CPR</b>	Community Peace Representative
<b>DPC</b>	District Peace Committee
<b>FPFK</b>	Free Pentecostal Fellowship of Kenya
<b>HI</b>	Handicap International
<b>IEC</b>	Information, Education and Communication
<b>JPC</b>	Justice and Peace Center
<b>LPC</b>	Local Peace Committee
<b>NPC</b>	National Peace Committee
<b>PIA</b>	Pre/Post-Impact Assessment
<b>SGBV</b>	Sexual and Gender Based Violence

## List of tables and figures

<b>Table 1.</b> Breakdown of participant demographics across the two counties .....	17
<b>Table 2.</b> Percentage of participants across the eight field locations of interest .....	17
<b>Figure 1.</b> Safety perceptions from pre- to post-intervention.....	8
<b>Figure 2.</b> Respondents believing police are capable of securing community.....	9
<b>Figure 3.</b> Respondent fully informed of armed violence consequences .....	11
<b>Figure 4.</b> First reporting structure in armed violence incident .....	11
<b>Figure 5.</b> Perceptions of arms possession in West Pokot .....	21
<b>Figure 6.</b> Are police capable of securing the community in West Pokot (respondents' perception).....	22
<b>Figure 7.</b> Perceptions of arms possession in Trans-Nzoia.....	23
<b>Figure 8.</b> Are police capable of securing the community in Trans-Nzoia (respondents' perception).....	23
<b>Figure 9.</b> Ease of access to arms in West Pokot .....	25
<b>Figure 10.</b> Main suppliers in West Pokot.....	25
<b>Figure 11.</b> Ease of access to arms in Trans-Nzoia.....	26
<b>Figure 12.</b> Main suppliers in Trans-Nzoia .....	26
<b>Figure 13.</b> Respondents informed on armed violence related risks in West Pokot .....	33
<b>Figure 14.</b> Attitudes towards SGBV behaviours within marriage in West Pokot.....	34
<b>Figure 15.</b> Attitudes towards SGBV behaviours during conflict in West Pokot.....	34
<b>Figure 16.</b> Perceptions of acceptability of a warriors right to aggress females in West Pokot .....	35
<b>Figure 17.</b> Respondents informed on armed violence related risks in Trans-Nzoia .....	36
<b>Figure 18.</b> Attitudes towards SGBV behaviours within marriage in Trans-Nzoia .....	37
<b>Figure 19.</b> Attitudes towards SGBV behaviours during conflict in Trans-Nzoia.....	37
<b>Figure 20.</b> Perceptions of acceptability of a warriors right to aggress females in Trans-Nzoia .....	38
<b>Figure 21.</b> First structure respondents would report to in West Pokot .....	40
<b>Figure 22.</b> First structure respondents would report to in Trans-Nzoia .....	41



## Executive summary

Research holds that communities in the North Rift Valley province suffer from high levels of illicit firearms and insecurity.<sup>1</sup> The post-election violence in 2007-2008 led to mass displacements and widespread insecurity which continues to feed the demand for small arms within the province. Furthermore, competition for scarce resources, inter-ethnic rivalries, and efforts to protect livelihoods are all contributing factors to the prevalence of arms ownership. The 2013 Truth, Justice and Reconciliation Commission report discussed the historical antecedents that likely contributed to the small arms prevalence within Trans-Nzoia county. It was reported economic marginalization of communities and failure to restore land to the rightful owners who were forcibly evicted by the colonial government have led to social and financial inequalities, and continued land disputes.<sup>2</sup> Whilst, land grievances were thought to be the single most important driver for conflict and ethnic tension in Trans-Nzoia, cattle rustling in regions like West Pokot, were also highlighted as a major cause of massacres and ongoing inter-ethnic or inter-communal conflict.<sup>3</sup>

The AVR project was developed to address the persistent insecurity and violence that has marred the Western Kenya region. The project focused on the introduction of Community Peace Representative (CPRs) who were trusted and respected members of the community trained to lead and disseminate educational dialogues and materials. Information, education and communication (IEC) materials were developed to improve community understanding of the long-term consequences of armed violence, and aimed to emphasize issues of SGBV, and the important role women can play in peace building initiatives. To explore the effectiveness of the AVR project, a cross-sectional survey was implemented twice (one at the beginning and one at the end of the AVR project implementation) in eight field locations (four within Trans-Nzoia, and four within West Pokot). These locations were chosen as they are home to mostly pastoralist and farming communities (meaning cattle raids and land disputes are an ever-present reality). The survey sampled 1,170 respondents, with an equitable distribution of different age groups and genders. The intervention was carried out over a period of five months. Despite such a short intervention timeframe, some promising and impressive results were found. These results will enable HI to refine future phases of the AVR project in line with the evidence base provided by this report.

---

<sup>1</sup> Availability of Small Arms and Perceptions of Security in Kenya: An Assessment (2012). Small Arms Survey, Graduate Institute of International and Development Studies, Geneva.

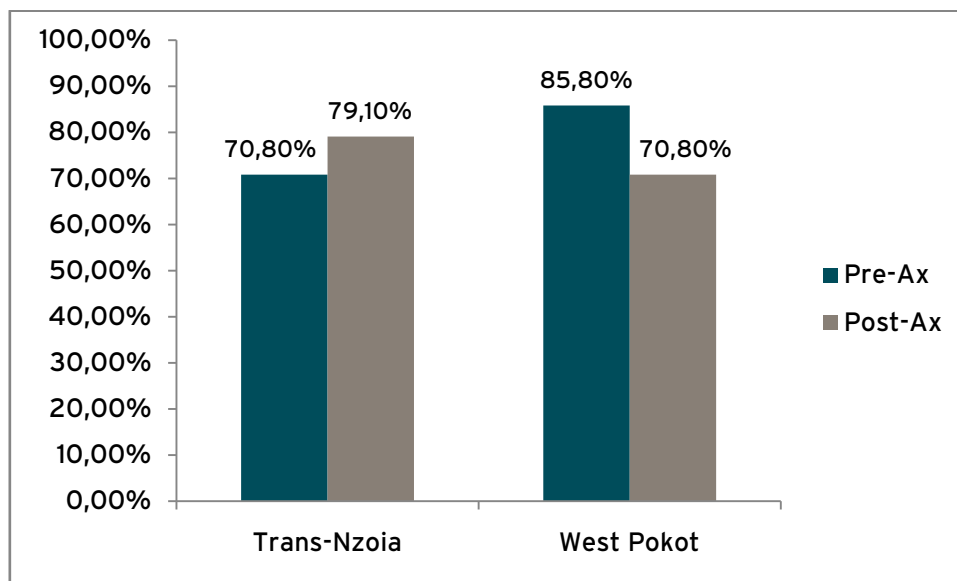
<sup>2</sup> Report of the Truth, Justice and Reconciliation Commission: Volume IV (2013). Truth Justice and Reconciliation Commission.

<sup>3</sup> Ibid.

The key results are summarized as follows:

### Perceived safety at individual level

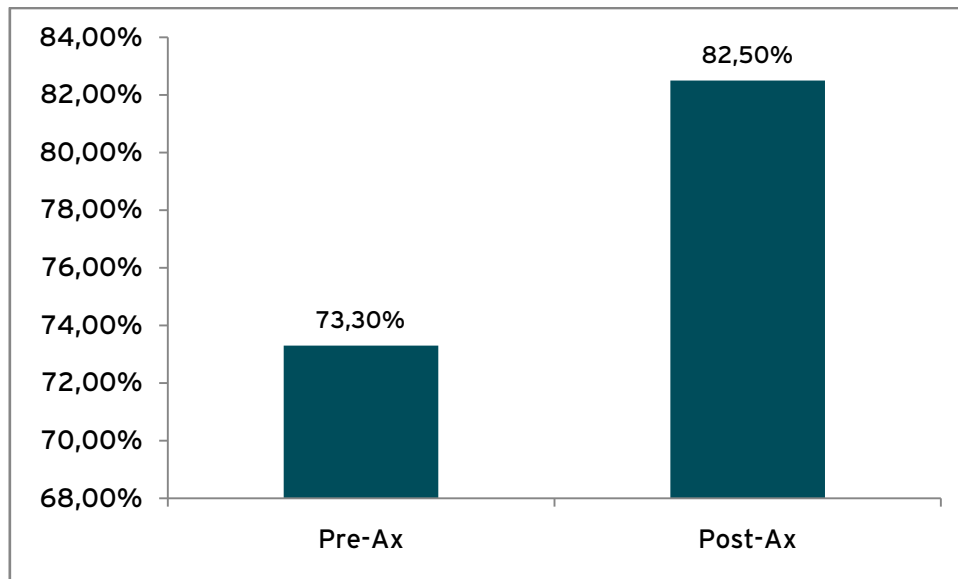
- In Trans-Nzoia a very promising finding was observed as safety perceptions significantly increased following the AVR intervention. However the opposite was found in West Pokot with respondents reportedly feeling less safe (see Figure 1). Results may have been confounded by a forceful disarmament initiative currently taking place in the north of Pokot.
- In both counties women reported feeling significantly less safe than men. This leads to the recommendation that future phases of the AVR project should focus on the deliverance of more Sexual and Gender Based Violence (SGBV) messaging.



**Figure 1.** Safety perceptions (expressed as a percentage) comparing the perceived safety of respondents from pre- to post- intervention (100%= perceived absolute safety).

### Perceived possession and motivations of arms at community level

- In both counties arms ownership was said to be primarily motivated by a perceived need for protection against cattle raiding, land grabbing and crime. It is recommended that future phases of the AVR project focus on addressing and challenging this concept of an arm as a source of protection, and rather highlight the dangers of arms ownership (e.g. misuse).
- Following the AVR project respondents reported to be more confident in their perceptions' of security agents' abilities to protect their communities (see Figure 2). This confirms that the inclusion of security agents in peace dialogues is an important measure that must be continued and built upon in the next phase of the AVR project. It is recommended that future phases of the project continue to focus on increasing the visibility of local security agents and improving relationships with the community through dialogue.



**Figure 2.** Percentage of respondents across both counties who believe the police are capable of securing their community from pre- to post-intervention.

### **Access to arms**

- It is perplexing that in West Pokot ease of access to arms reportedly increased, whereas in Trans-Nzoia it was reported to be more difficult to access an arm following the AVR project. There was also little change in the main arms suppliers identified by respondents. Accessibility to arms is not an area targeted but the AVR project as it is not feasible to intervene in the illegal supply chains. Rather it is recommended that the AVR project continue to monitor the accessibility and the suppliers of arms in the targeted regions as it is possible in future phases of the intervention that a reduced demand for arms ownership, may result in reduced ease of access. Thus, in the long-term this type of monitoring may serve to describe the long-term impact of the AVR project.

### **Motivation for arms possession at the individual level**

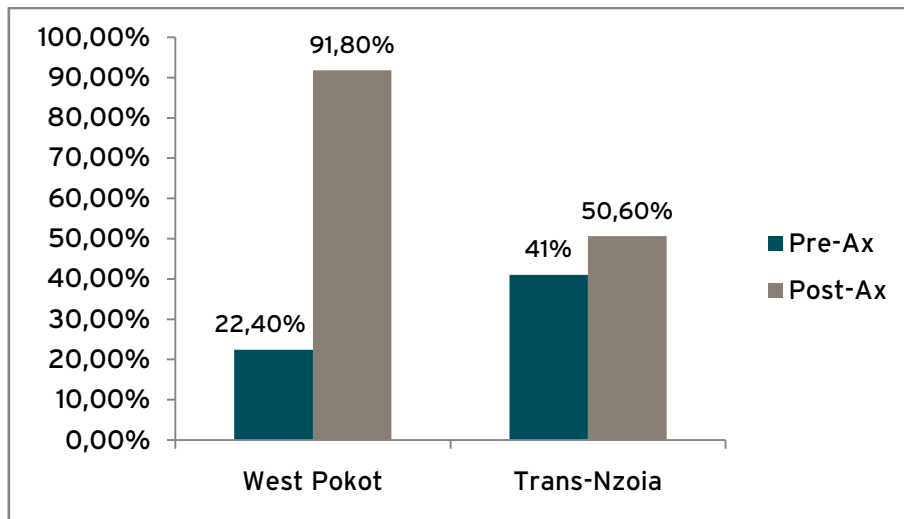
- Alarmingly, there was an observed increase in both counties of respondents choosing to own an arm if presented with the opportunity to do so. Most of those who would choose to own an arm, were reportedly motivated by protection purposes. In future phases of the AVR project it would be important to challenge this concept of an arm as a source of protection, and rather highlight the dangers of arms including accidents which result from improper storage and use.

### **Misuse of arms at the individual level**

- In both counties, less knowledge around arms-safety behaviours was observed following the AVR intervention. This is perhaps unsurprising as the AVR project did not aim to educate the community on the safe use and storage of arms as it was considered such messages would be seen as promoting arms ownership within the intervention areas. It is recommended that in future phases of the AVR project, consideration be given to the potential inclusion of messages that highlight arms storage and safe use practices. However, this inclusion will need to be given due consideration in light of the illegal nature of arms ownership and the Kenya Government's favoritism of forceful disarmament initiatives. By disseminating messages of safe arms practices, HI and its partners may risk being viewed as encouraging arms ownership and thus may be seen to be in opposition with the Government's stance.

### **Perceived prevalence and impact of armed violence**

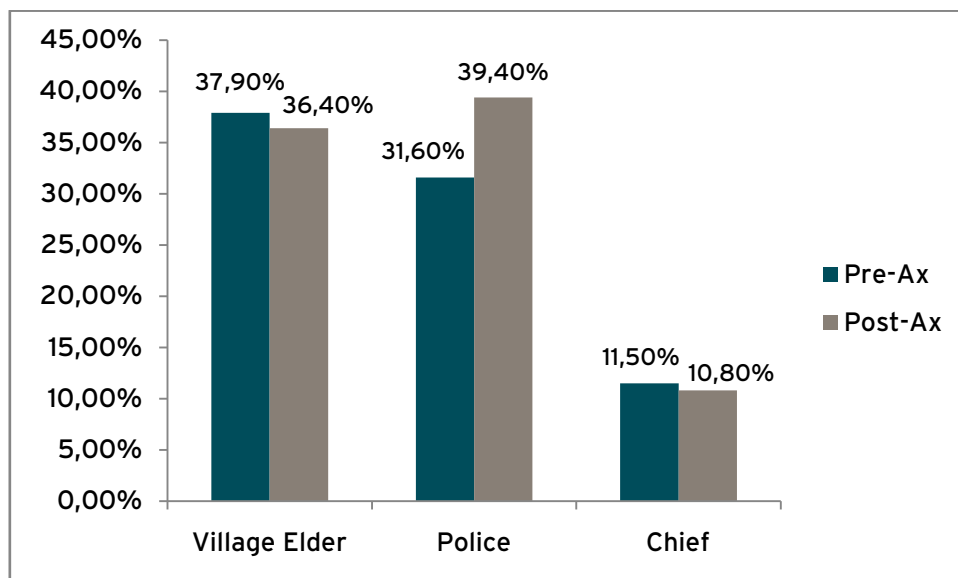
- In both counties, participants reported a significant increase in their knowledge of armed-violence risks (see Figure 3). Respondents also endorsed more knowledge on the long-term consequence of armed violence in hampering community development, rather than solely focusing on the immediate consequences of death and disability. This is a considerable gain in light of the brief intervention timeframe. It is recommended that future phases of the AVR project continue to focus the long-term consequences of armed violence, including a focus on the issues of displacement and the impacts of armed violence on the family unit.
- The results of the AVR impact assessment shows little change in SGBV knowledge and continued endorsement of the acceptability of some SGBV behaviours. Future phases of the AVR project may consider implementing more targeted SGBV messages. The messages utilized in the current phase focused more on the role of women in the community to encourage equal participation. However, it appears some confusion exists regarding what constitutes SGBV, therefore messages outlining the unacceptability of SGBV (and describing such practices i.e. aggressing women/girls during times of conflict) in the context of armed violence could be well-placed in the next AVR phase.



**Figure 3.** Percentage of respondents reporting they are fully informed regarding the consequences of armed violence, at pre- and post-assessment.

### Incident reporting

- Respondents appeared to be more aware of appropriate reporting structures following the AVR intervention. Furthermore, while the village elders and chief were still identified as primary reporting structures, reporting to the police became the first reporting structure most respondents would approach should they suffer an armed violence incident (see Figure 4). This further suggests an improved relationship between the police and community members, indicating continued dialogues with security agents in attendance, is an important activity that will need to be continued and developed upon in future phases of the AVR project.



**Figure 4.** Percentage of respondents who would approach each reporting structure in the first instance after an armed violence attack, across both counties.

## Introduction

Conflicts in Northern Kenya have been a longstanding issue, which culminated in the creation of Local Peace Committees (LPCs) in the 1990s, in an effort to utilize dialogue to solve problems and prevent violence.<sup>4</sup> The roles of LPCs was defined by the National Steering Committee as one of peace building and conflict management, including the implementation of early warning systems, overseeing peace agreements, destroying weapons, documenting peaceful processes and networking with other relevant stakeholders across the country. The LPCs utilize a combination of traditional conflict resolution mechanisms, along with modern, formal dispute arbitration processes. Following the 2007 post-election violence, the signing of the National Accord and Reconciliation Agreement, recommended the development of District Peace Committees (DPCs). USAID's Kenya mission worked closely with the established DPCs in the Rift Valley region to prevent a re-emergence of violence during the 2013 elections. This is often cited as a success story of the potential of DPCs in the efforts of peace building. However, numerous challenges exist which have been known to hamper the efficacy of LPCs.

Firstly, their lack of legal status has led to threats from elected representatives to disband the LPC should they be perceived as critical of the current political agenda. The lack of remuneration for members of the LPC can lead to constraints on activities able to be implemented, or conversely the presence of funding (or allowances) can lead to corrupt practices, and may incentivize members to join who have no genuine interest in peace-building activities. Political infiltration is another potential barrier to successful LPC-led activities, with political party members seeking representations on LPCs to gain popularity and thus potentially restrict and confound the activities provided by the LPC. Having members serving on the LPCs who also are members of political parties, biases the workings of the LPC and poses challenges to their credibility and effectiveness. Furthermore, given the vast cultural diversity that exists within North Western Kenya, membership of LPCs can at times be drawn from the most prevalent cultural presence rather than ensuring an adequate representation of all cultural groups. This leads to a failure of the LPC to represent the cultural minorities that may be present in the area, and thus may bias peaceful dialogues between conflicting tribes. Furthermore, as cattle raiding often take place between feuding tribes, the failure to represent both tribes in the LPC leads to decisions which are often not respected by those not involved in decision-making processes. Traditionally, women have also been under-represented in LPCs as traditional decision-making often excludes the participation of women, this however marginalizes half of the population and undermines the critical role females can play in peace building.

---

<sup>4</sup> Khabure, L. (2014). Committed to peace or creating further conflict? The case of Kenya's local peacebuilding committees. [Electronic version accessed on 12 January 2015, via [www.insightonconflict.org/2014/12/committed-peace-creating-conflict-case-kenyas-local-peacebuilding-committees/](http://www.insightonconflict.org/2014/12/committed-peace-creating-conflict-case-kenyas-local-peacebuilding-committees/)].

The current reporting structures in Western Kenya are somewhat limited. Whilst gender recovery centers and police stations exist in the major towns (Kitale and Kapenguria) of Trans-Nzoia and West Pokot, most communities living outside of these towns are comparatively isolated. Access to some communities can be extremely difficult due to tough terrain, security issues and general remoteness. Thus, it is unlikely community members will travel to major towns to report incidents of armed violence. Therefore, it has become imperative that structures exist within remote communities that allow for incident reporting. In 1948 the creation of the Kenya Police Reserve (KPR) aimed to address this barrier. The KPR is composed of nominated and trusted community members. These community members have not been formally trained as police, however have undergone basic training and have access to non-automatic weapons to protect their community. Whilst the KPR representatives have enjoyed the trust of their communities, unfortunately they have been marred by persistent claims of corruption and thus now only exist within rural areas.<sup>5</sup> The *Nyumba kumi* project is another initiative aimed to increase security within communities. Based on a security system implemented in Tanzania during socialist times, this strategy encouraged households to form clusters of ten, and nominate security representatives for each cluster of households. The initiative followed a 'neighbourhood watch' scheme with neighbours encouraged to be vigilant of each other's security. A limitation to this structure, is that the *nyumba kumi* representatives do not possess any official capacities and thus whilst often viewed as a reporting structure, are only able to provide feedback of armed violence incidents during the Chief's Baraza. Furthermore, the scheme has only been seen to be effective in rural communities with a stronger sense of collective identity. Attempts to roll out the initiative in towns like Kitale and Kapenguria have been unsuccessful as these major towns are more capitalist in nature, rather than socialist.<sup>6</sup> The LPCs, DPCs, KPRs and *Nyumba kumi* all represent modern attempts at establishing security reporting structures. In the midst of these new initiatives, more traditional reporting structures such as the council of elders and the village chief are often the most accessed reporting structure within rural communities. In fact the baseline report 'Armed Violence Reduction in North Western Kenya - Results of the Pre-Impact Assessment' showed that respondents in West Pokot and Trans-Nzoia identified these traditional structures as the most likely reporting mechanism they would access.

The AVR project aimed at creating dialogue and trust between security agents and community members, whilst establishing another level of reporting structures, more closely linked at the grassroots level to the community. CPRs were selected from target communities to create a direct link between the community and more formal reporting structures such as the LPCs and police. To address the aforementioned limitations identified by Khabure (2014), CPRs were carefully selected to represent diverse tribal backgrounds, and both genders.

---

<sup>5</sup> Campbell, G. (1986). *The charging buffalo: A history of the Kenya Regiment 1937 - 1963*. London: Leo Cooper. p. 173.

<sup>6</sup> Adeya, A. (2014). *Is nyumba kumi initiative destined to succeed in Nairobi*. [Electronic version, access on 03 February 2015, via <http://www.sautiyamtaa.com/news-article/is-nyumba-kumi-initiative-destined-to-succeed-in-the-ghetto/>].

In West Pokot selected CPRs identified as follows; Pokot (23), Sengwer (2), Sabaot (2), Sabiny (2), and Luhya (1) with a total of 19 male, and 11 female representatives, whereas in Trans-Nzoia an equally impressive diversity was present with; Kikuyu (7), Pokot (7), Sabaot (8), and Luhya (8), with 20 male and 10 female representatives. Unfortunately, a gender discrepancy exists in both counties with females comprising a third of the CPRs trained. Traditionally, men are responsible for the security of communities, thus the introduction of women to this area is relatively new and continues to be a challenge. It is hoped with future phases of the AVR project, more equal representation of women will be achieved as the community begins to learn the valuable role women can play in peaceful resolutions. The CPRs were tasked with implementing and facilitating community based initiatives entailing small arms and SGBV risk awareness and conflict transformation. This included disseminating education materials, broadcasting topical radio programmes and holding community meetings on the topics of peace. Various Information, Education and Communication (IEC) materials were developed including t-shirts, posters, and pamphlets which highlighted the key project messages of armed violence prevention and increased awareness and reduction of SGBV. The IEC materials were distributed by CPRs, project staff and partner organizations (Free Pentecostal Fellowship of Kenya - FPFK, and Justice and Peace Center - JPC) widely within the eight sub-counties targeted.

As part of the AVR project, intra- and inter-community dialogues were held with the aim of developing trust and dialogue within and between different communities, and security providers in order to reduce and prevent conflict and armed violence. It was considered an important part of the project to encourage the participation of security agents within each community to attend dialogues and community education events. The reasons for security agent involvement were three-fold; i) to increase the commitment of security agents to the AVR project and other peace building initiatives, ii) to highlight to community members the appropriate reporting structures, and iii) to improve the relationships between community members and security agents with the hope to foster an increased sense of trust.

The current report will discuss an impact assessment of the AVR project. The impact assessment was made possible via the administration of the Pre & Post-Impact Assessments (PIA) survey. The PIA survey was designed for two purposes. Firstly, it was designed to establish a baseline on; i) the levels of community knowledge regarding small arms and SGBV, ii) the perceived prevalence of armed violence in the targeted regions, iii) the safety perceptions within the targeted communities, and iv) the knowledge within the targeted communities of appropriate reporting and security structures. The second function of the PIA was to act as an impact assessment tool of the five-month AVR project. The first publication produced from the results of the PIA, titled 'Armed Violence Reduction in North Western Kenya: *Results of the Pre Impact Assessment*' focused predominantly on acquiring operational knowledge regarding the prevalence, use and misuse of small arms, as well as the level of community knowledge of security agents, and SGBV. The current publication will focus entirely on the impact assessment of the AVR project and the development of recommendations for future implementation phases.



## Survey methodology

The AVR project was conducted in two counties in Western Kenya; Trans-Nzoia, and West Pokot. These two counties were selected according to the literature in the area which highlighted these areas as most at-risk of armed violence. Four field locations were chosen within each county. The locations were selected based on the expert knowledge of project partners, of the communities most likely to be at-risk of armed violence (i.e. pastoralist communities). AVR project activities were undertaken in these eight communities. In West Pokot the field locations of interest were; i) Kacheliba, ii) Kanyarkwat, iii) Makutano, and iv) Kaprech. In Trans-Nzoia the field locations were; i) Gitwamba, ii) Saboti, iii) Suam, and iv) Kapkoi. A non-randomized cross-sectional survey was conducted in these eight selected areas.

A multistage sampling design (3 degrees) was implemented, first by determining the counties of interest (as above), and then by determining the villages within the field locations that would be sampled. Village selection was determined during a workshop with HI and its' project partners FPFK and JPC. Each project partner produced an exhaustive list of the villages that existed within the four locations. Once this exhaustive list had been compiled, five villages were selected from each county according to select criteria.

Selection criteria of chosen villages:

- Epicenter of conflict / high incidence of small arms conflict
- Accessibility (distance and time)
- Safety of interviewers and staff
- Population density
- Implementation of AVR project activities.

The data was collected at two time-points, at the beginning (pre-impact assessment establishing the baseline) and at the end (post-impact assessment establishing the endline) of the AVR intervention. For the post-impact assessment, interviewers were independently hired to reduce response-bias of participants who might associate FPFK or JPC representatives with the AVR intervention. Ten interviewers in total (five in each county) assisted to collect the data. All interviewers were trained at a one-day interviewing skills workshop which discussed translations of the questionnaire, and effective survey implementation and communication techniques.

### **Ethics - strengths and limitations**

Ethical principles were carefully considered during the PIA design and implementation phases. Security of HI and partner staff, was paramount to the survey and project implementation considering project activities were conducted in areas reported as epicenters of conflict. Security precautions were taken at all times. Firstly, the Chief of each village was approached as a courtesy to inform him of the activities being undertaken. Approaching the Chief also allowed staff to gain the contact details of the

administration police in the area who may be able to provide security to staff should the need arise. Another issue considered, was what to do if a staff member becomes aware of any SGBV/potentially harmful actions that might be continuing to pose a threat to community members. To counter this, JPC and FPFK partner staff provided all field workers with a page of key contacts that identified primary referral options for such incidents.

Informed consent was assured by requesting all survey staff administering the PIA read out a detailed spiel which highlighted the confidential nature of the survey and discussed the right to withdraw from the survey at anytime without consequence. No identifying information was collected at anytime during the survey implementation and consent was implied by the agreement of the respondent to the spiel that was read aloud to them. All data was reported in an aggregate manner to ensure no respondent would be identifiable through the information collected. All staff implementing the PIA and project activities were thoroughly trained on the relevant ethical principles and practices during a two-week training led by two HI Technical Advisors. This allowed all staff members to attain a level of expertise with survey administration, ethics, and armed violence intervention concepts. Finally, cross-cultural appropriateness was ensured by the two Technical Advisors highlighting and discussing social and cultural adjustments, through feedback provided by field partners JPC and FPFK who are experts in their field of practice.

The stringent considerations given to relevant ethical principles around survey design and implementation can be considered as strength of the current impact assessment. Furthermore, great care was taken to ensure a sample was collected that was equally representative of different ages and both genders. This allows for greater comparison amongst the different demographic groups and improves the samples ability to reflect the general population of the communities targeted.

When implementing the post-impact assessment, independent interviewers were hired which helped to reduce any response-bias that might exist if using the field staff who were seen to be implementing the project activities on the ground. Finally a considerable sample size was achieved which allows for a greater chance of finding statistical differences that have arose as a result of the AVR project. However, it should also be noted that a large sample size could also be a potential limitation of the current findings as statistical sensitivity is increased by sample size. Therefore, it is possible, although unlikely, that some statistical differences are simply due to chance. A further limitation to sample selection was the availability of certain individuals during the time of day interviews were conducted. For example youth were likely in school, and men and women in the field, thus risking an unequal representation of village demographics. All efforts were made to ensure an equal representation of groups in the survey and this appears to have been achieved. Interviewers would attend schools (with authorization), and approach field workers for inclusion in the study. Thus the sample obtained is relatively equal in its representation of the populations of interest.

## Respondents' socio-demographic profile

For the post-impact assessment, a total of 619 respondents were interviewed, 309 in West Pokot, and 310 in Trans-Nzoia. Combined with the data collected during the pre-impact assessment (n= 551), the total sample of the current impact assessment was 1,170 respondents. Of these, 602 were male and 565 were female. 598 were from Trans-Nzoia and 572 from West Pokot. Table 1 demonstrates the breakdown of age. Ages included in the sample ranged from 12 - 95 years, with a mean age of 31 years. The breakdown of participants across the eight field locations of interest are displayed in Table 2. For data analysis two age categories were created combining youth and young adults (12-25yo) in one group, and adults and the elderly (26yo+) in another. These age categories were created based on review of the literature and discussions with partner organizations which identified the youth and young adult group to be most likely the 'risk-takers' (perpetrators of armed violence) and the adults and elderly group more inclined to be 'at-risk' of armed violence consequences.

**Table 1.** Breakdown of participant demographics across the two counties

	West Pokot		Trans-Nzoia	
	Male	Female	Male	Female
Youth 12-17yo	13.7%	8.6%	12.5%	11.6%
Young Adult 18-25yo	14.9%	15.9%	13.8%	12.6%
Adult 26-59yo	18.0%	12.1%	16.3%	18.7%
Elderly 60yo+	5.8%	10.9%	8.1%	6.4%
<b>Total (% within each county)</b>	<b>52.5%</b>	<b>47.5%</b>	<b>50.7%</b>	<b>49.3%</b>

**Table 2.** Percentage of participants across the eight field locations of interest

Gitwamba	19.5%	Kacheliba	9.2%
Saboti	10.9%	Kanyarkwat	19.6%
Suam	10.8%	Makutano	9.8%
Kapkoi	10.0%	Kabrech	10.2%
<b>Total (%)</b>	<b>51.2%</b>	<b>Total (%)</b>	<b>48.8%</b>

The interviews were conducted in three languages Kiswahili (76.1%), Pokot (17.1%), and English (6.7%). 51.7% of participants were currently married, while 38.6% were never married/single, and 5.9% were widowed. Whilst, 77.4% had completed formal education, the majority (48.8%) had completed primary education only, 25.5% completed secondary education, and only 2.7% completed tertiary education. The most represented occupation in the sample was farmers/pastoralists (33.2%), followed by student/apprentices (24.2%), independent workers (13.3%), housewives/househusbands (11.2%), and the unemployed (8.5%). 66.2% of respondents owned cattle. Irregular income seemed to be an issue for most respondents, with 48.6% stating their income was 'sometimes irregular', and 22.5% stating it was 'very irregular'.

## Perceived safety at individual level

Safety perceptions were explored across the counties. A composite safety measure was created by adding scores from each participant across the three safety dimensions; i) safety at work, ii) safety at home, and iii) safety in day-to-day activities. A maximum score of 12 reflects participants feeling extremely safe, whilst lower scores show poorer safety perceptions.

### West Pokot

- Overall, high levels of safety perceptions were reported at post-assessment ( $\bar{x} = 9.2$ ).
- A one-way Analysis of Variance (ANOVA) was executed as it allows for statistical comparison of means to determine if differences are simply due to chance, or represent a true intervention impact.
- The one-way ANOVA demonstrated a statistically significant decrease in safety perceptions from pre- to post-assessment ( $F(1, 558) = 33.67, p < .001$ ), this reveals there is a 99.9% certainty that these results represent true significance and are not simply due to chance.
- Inspection of means reveals a minor decrease in safety perceptions from  $\bar{x} = 10.3$  at pre-assessment, to  $\bar{x} = 9.2$  at post-assessment.
- Women ( $\bar{x} = 9.0$ ) reported poorer safety perceptions than men ( $\bar{x} = 10.4$ ) within West Pokot and this difference was statistically significant  $F(1, 558) = 50.72, p < .001$ .
- In general, it appeared that respondents reported poorer perceptions of safety as they aged (youth 12 - 17 years  $\bar{x} = 10.3$ , young adults 18-25 years  $\bar{x} = 9.7$ , adults 26 - 59 years  $\bar{x} = 9.6$ , and older adults 60 years and above  $\bar{x} = 9.1$ ). The difference amongst the various age groups was statistically significant as tested by a one-way ANOVA  $F(3, 557) = 4.59, p = .003$ , meaning there is a 99.7% certainty that this result represents a true effect and is not simply due to chance.
- There was no statistically significant difference in perceptions of safety across the four field locations sampled in West Pokot.

### Trans-Nzoia

- Overall, high levels of safety perceptions were reported ( $\bar{x} = 9.6$ ).
- A statistically significant increase in safety perceptions was observed following the AVR project, ( $F(1, 592) = 29.95, p < .001$ ). With an 8.3% increase in safety perceptions reported in Trans-Nzoia between pre- and post-assessment.
- No significant difference was found between the youth and young adult group (12-25yo,  $\bar{x} = 9.1$ ) and the adult to elderly group (26yo+,  $\bar{x} = 9.0$ ) in their perceptions of safety.
- Women ( $\bar{x} = 8.5$ ) reported feeling significantly less safe, than their male ( $\bar{x} = 9.7$ ) counterparts, ( $F(1, 589) = 39.23, p < .001$ ).

- Negligible differences were found between participant's perceptions of safety within the four different field locations sampled (Gitwamba, Saboti, Suam, and Kapkoi).

### Overall perceived safety at individual level

Analyses reveal that respondents in Trans-Nzoia ( $\bar{x} = 9.6$ ) and West Pokot ( $\bar{x} = 9.2$ ) report similar levels of safety. Following the AVR intervention it appears safety perceptions have significantly improved in Trans-Nzoia which demonstrates a considerable intervention impact. However, the reverse appears to be true in West Pokot with respondents declaring poorer safety perceptions following the AVR intervention. The potential explanatory factors for such findings are two-fold. Firstly, it should be noted that many participants in the qualitative components of the PIA, had noted that crime rates are significantly inflated during harvesting season (in December, the same time the post-impact assessment data was collected). This is reportedly the case as the profits of harvesting within the community, attracts criminals (often from other counties). Therefore a decline in safety perceptions in West Pokot could be confounded by the inflated crime rate often reported in the area in December. Secondly, a forced disarmament initiative commenced in October 2014 in Kapedo (Northern region of Pokot), forcing residents to flee to neighbouring communities.<sup>7</sup> Leaders of West Pokot have spoken out against the forceful disarmament, saying such initiatives breed distrust and fear within the community towards government security structures, and have instead urged government to consider improving safety structures instead.<sup>8</sup> It is likely the disarmament initiative has led to a 'ripple-effect' of insecurity felt county-wide as residents of the North become displaced and seek refuge elsewhere. It is an interesting finding that in both counties women report poorer safety perceptions than men. According to a statement issued by the Gender Recovery Centre in Nairobi, whilst SGBV cases are notoriously under-reported, there has been a sharp increase in reported physical and sexual violence cases against women and girls in the year 2014.<sup>9</sup> The authors go on to clarify that in Kenya it is often the "women and girls who bear the greatest burden of pain and suffering" during times of conflict.<sup>10</sup> This is supported by the current data which demonstrates that in general women feel less safe in the workplace, at home, and in their general daily activities.

<sup>7</sup> Mabatuk, V. (2014). West Pokot leaders want State to bandon disarmament drive. [Electronic version, accessed 12 January, 2015, via [http://www.standardmedia.co.ke/?articleID=2000141741story\\_title=Kenya:%20leaders-want-state-to-abandon-disarmament-drive](http://www.standardmedia.co.ke/?articleID=2000141741story_title=Kenya:%20leaders-want-state-to-abandon-disarmament-drive)].

<sup>8</sup> Mabatuk, V. (2014). West Pokot leaders want State to bandon disarmament drive. [Electronic version, accessed 12 January, 2015, via [http://www.standardmedia.co.ke/?articleID=2000141741story\\_title=Kenya:%20leaders-want-state-to-abandon-disarmament-drive](http://www.standardmedia.co.ke/?articleID=2000141741story_title=Kenya:%20leaders-want-state-to-abandon-disarmament-drive)].

<sup>9</sup> Kithuure, J. (2014). Kenyans call for end to gender-based violence. [Electronic version, accessed 12 January, 2015, via [http://sabahionline.com/en\\_GB/articles/hoa/articles/features/2014/11/26/feature-01](http://sabahionline.com/en_GB/articles/hoa/articles/features/2014/11/26/feature-01)].

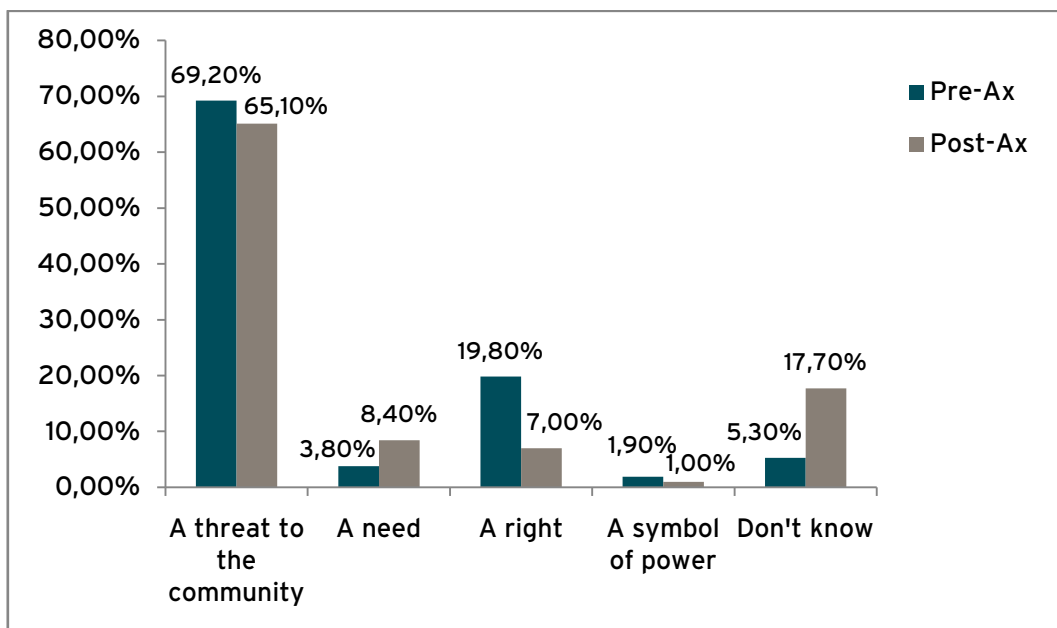
<sup>10</sup> Kithuure, J. (2014). Kenyans call for end to gender-based violence. [Electronic version, accessed 12 January, 2015, via [http://sabahionline.com/en\\_GB/articles/hoa/articles/features/2014/11/26/feature-01](http://sabahionline.com/en_GB/articles/hoa/articles/features/2014/11/26/feature-01)].

## Perceived possession of arms and motivations at community level

At pre- and post-impact assessment, respondents were asked their perceptions of arms ownership, as to whether such ownership is a right, a need, a threat to the community, a symbol of power, or something else entirely (and if so how would they describe it). Furthermore they were asked if arms possession is normal amongst civilians in their community. Responses were compared from pre- to post-assessment to determine any potential changes in community attitudes towards arms ownership.

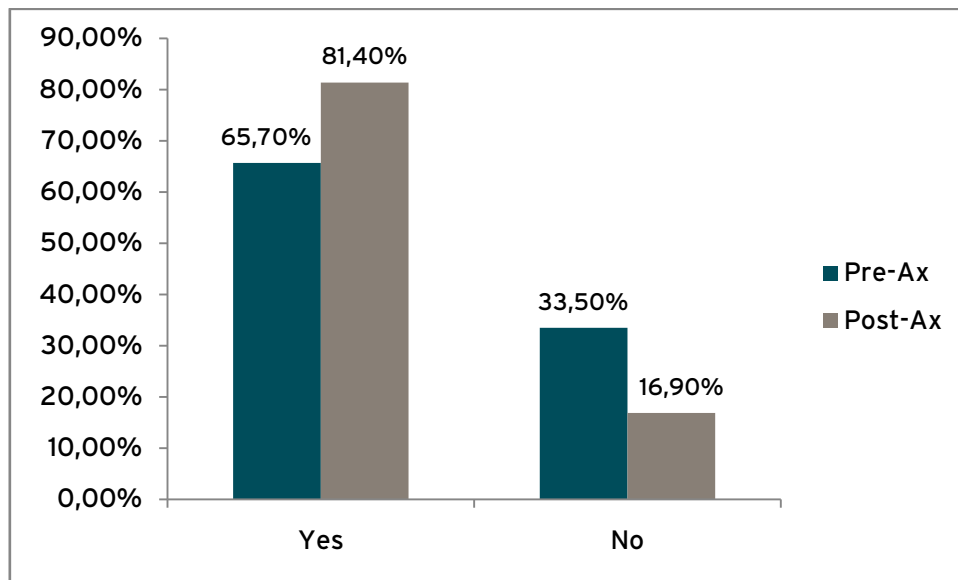
### West Pokot

- In West Pokot, at pre-assessment an alarming 19.8% stated arms ownership was a 'right', whereas after the AVR intervention this decreased to only 7% (see Figure 5).
- However, whilst initially only 3.8% considered arms ownership a necessity prior to the intervention, 8.4% reported small arms ownership as a need following the AVR intervention (see Figure 5).
- At initial assessment when asked if it is normal for civilians in their community to own arms, 12.1% said it was. At post-assessment this endorsement of normality dropped to 8.4%.
- Men were identified as the primary arms holders within the community, with 32.4% saying men between 26 years to 59 years are the major owners, followed closely by young men (18 - 25 years old) 26.9%, and then male adolescents (13 - 17 years old) 9.4%.
- Cattle protection was the primary reason given for arms ownership (32.1%), followed by personal protection (18.6%), and community protection (15.4%).



**Figure 5.** Pre- and Post-assessment results of the perceptions of arms ownership in West Pokot (Arms ownership is...).

- Respondents were firstly asked what they believe the police primarily use their arms for. Similar responses were received at pre- and post-intervention. In West Pokot 47.5% said police used their arms to protect civilians, 21.8% said to protect themselves, and 19.5% said to maintain law and order.
- When asked if respondents' believed the police were capable of security their community 81.4% said they believed they were, a significant increase from before the AVR project was implemented (see Figure 6).

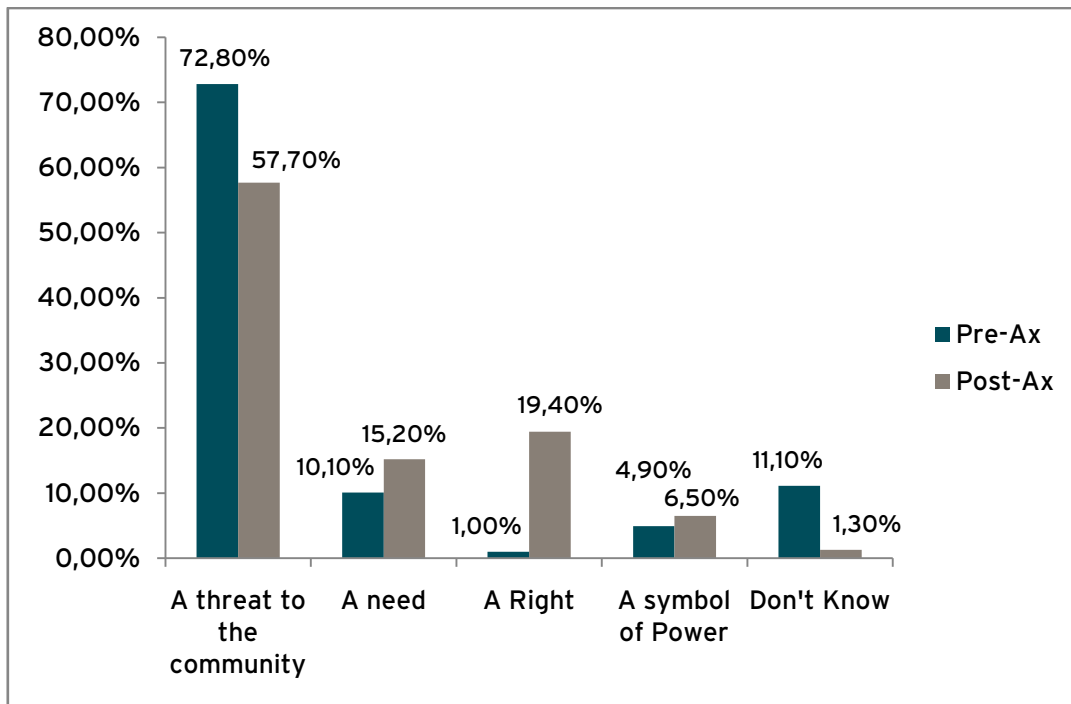


**Figure 6.** Responses in West Pokot regarding if participants' believe the police are capable of securing their community at pre- and post- assessment.

### Trans-Nzoia

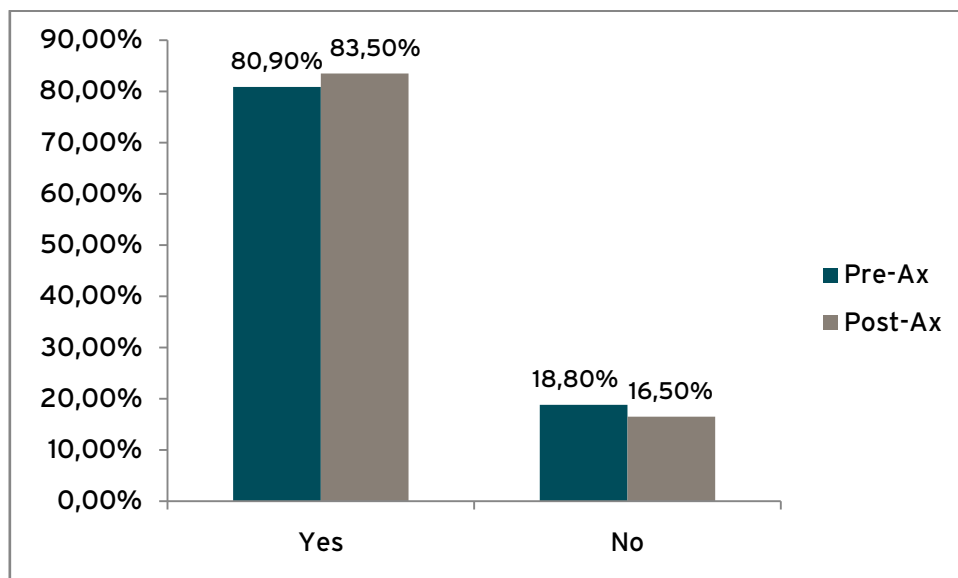
- The results are more alarming in Trans-Nzoia which show an 18.4% increase in individuals believing arms ownership is a right, a 5.1% increase in those believing it is a necessity, and a 14.9% decrease in the belief that arms are a threat to the community (see Figure 7).
- When asked if it was normal for civilians to own arms in their community, at initial assessment 5.6% said it was, whereas at post-impact assessment this figure slightly increased to 9.1% of respondents saying arms ownership was normal.
- Men were again identified as the primary arms holders within the community, with 68.2% saying men between 26 years to 59 years are the major owners, followed closely by young men (18 - 25 years old) 37.3%, and then male adolescents (13 - 17 years old) 8.4%. Please note, these do not equate to 100% as participants were able to endorse multiple owners of arms, not just one group.
- Personal protection was the primary reason given for arms ownership (29.6%), followed by community protection (27%), and then to perpetrate crimes for personal wealth (14.3%).





**Figure 7.** Pre- and post-impact assessment results of the perceptions of arms ownership in West Pokot (“Arms ownership is...”).

- Respondents were firstly asked what they believe the police primarily use their arms for. In Trans-Nzoia 71% said police used their arms to protect civilians, 12.5% to maintain law and order, and 6.3% to protect themselves.
- When asked if respondents' believed the police were capable of security their community 83.5% said they believed they were, a slight increase from before the AVR project was implemented (see Figure 8).



**Figure 8.** Responses in Trans-Nzoia regarding if participants' believe the police are capable of securing their community at pre- and post-impact assessment.

## Overall perceived possession and motivations of arms at community level

Across both counties gun ownership was seen as a threat to the communities at both pre- and post-intervention. However, it should be noted in both counties this percentage slightly dropped at the final impact assessment demonstrating 6.4% in West Pokot, and 14.9% in Trans-Nzoia saw arms ownership as less of a threat to their community than what was endorsed at pre-assessment. Taken together, it appears most people believe arms are possessed within their community to aid in protection (personal, community and cattle). Therefore it is likely that although arms are intuitively recognized as threats when owned by members of other communities, arms within the host community appear to mostly be viewed as a source of protection. The picture is slightly different in Trans-Nzoia where the third primary reason given for arms ownership was to perpetrate crimes for the attainment of personal wealth. While, cattle raiding have unfortunately become synonymous with West Pokot, the same can be true for robbery and home invasions in Trans-Nzoia. In late 2013 Trans-Nzoia experienced a surge in armed violence as a result of a presidential pardon of inmates which saw the release of 150 convicted criminals in the area.<sup>11</sup> Following the release there were numerous reported incidents of armed robberies of businesses and armed home invasions, the culprits of which were never found.<sup>12</sup> This led to residents being more alert in 2014 regarding matters of security and perhaps explains the acknowledgement that some members within their community own arms to commit violent crimes.

In both counties community members reported increasing trust in security structures from pre- to post-assessment. In particular there were considerable increases in respondent's perceptions of the police as being capable of securing their communities. These represent important findings and are especially noteworthy considering the short five-month intervention timeframe. The AVR project focused heavily on increasing dialogue between community members and security structures. It appears these dialogues have enabled change in levels of trust to occur, and thus presents an important consideration for future AVR project phases to further develop this strategy.

---

<sup>11</sup> Security Research and Information Centre (2013). Increased wave of crime in Trans-Nzoia county. [Electronic version, accessed on 13 January 2015, via [http://www.srickenya.org/index.php?option=com\\_content&view=article&id=112:increased-wave-of-crime-in-trans-nzoia-county&catid=39:news](http://www.srickenya.org/index.php?option=com_content&view=article&id=112:increased-wave-of-crime-in-trans-nzoia-county&catid=39:news)].

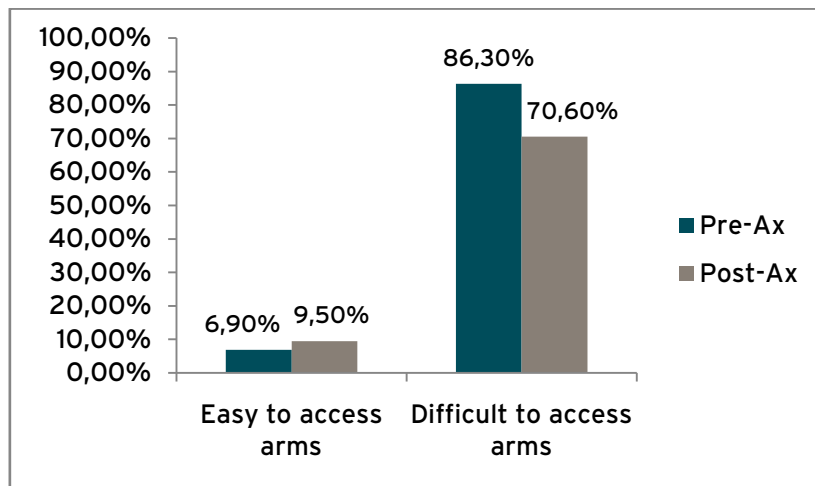
<sup>12</sup> Security Research and Information Centre (2013). Increased wave of crime in Trans-Nzoia county. [Electronic version, accessed on 13 January 2015, via [http://www.srickenya.org/index.php?option=com\\_content&view=article&id=112:increased-wave-of-crime-in-trans-nzoia-county&catid=39:news](http://www.srickenya.org/index.php?option=com_content&view=article&id=112:increased-wave-of-crime-in-trans-nzoia-county&catid=39:news)].

## Access to arms

Participants were asked how easy it was in their county to access arms, and who the main suppliers are in their region.

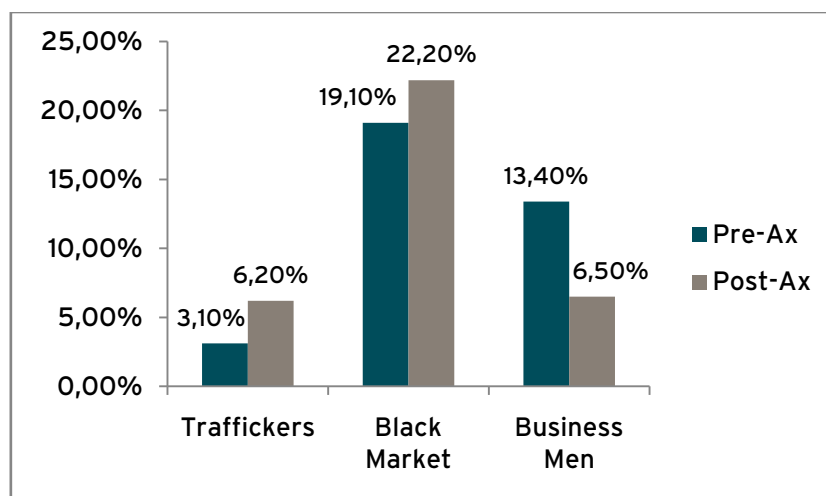
### West Pokot

- In West Pokot it appears that arms access was reportedly slightly easier following the AVR project (see Figure 9). However, it is important to note that still only a small percentage believe it is easy to access arms in West Pokot.



**Figure 9.** Ease of access to arms as reported in West Pokot.


- Following the AVR project the same three suppliers were most endorsed as providing access to arms within West Pokot, with slightly more respondents identifying traffickers as a source of arms access, and less identifying business men (see Figure 10).



**Figure 10.** Main suppliers as identified by the respondents of West Pokot.

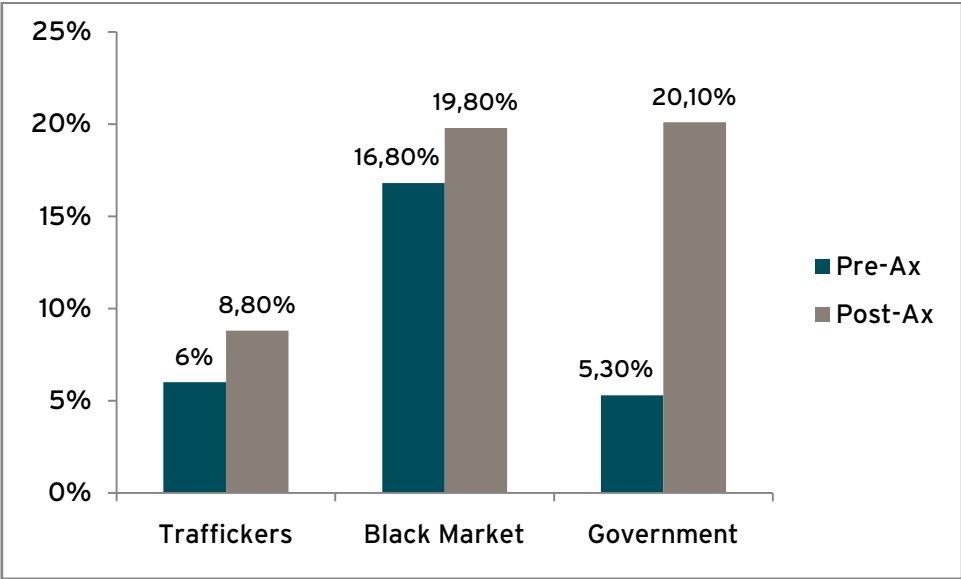
**Trans-Nzoia**

- In Trans-Nzoia prior to the AVR project, 16.7% of respondents stated it was easy to access an arm in their region. This however decreased at post-assessment and now is relatively equal to the ease of accessibility to arms as reported in West Pokot (See Figure 11).



**Figure 11.** Ease of access to arms as reported in Trans-Nzoia.

- The three same major suppliers of arms were reported at pre- and post-assessment, however there was a sharp increase in the 'Government' being identified as an arms supplier in Trans-Nzoia at the post-impact assessment (see Figure 12).



**Figure 12.** Main arms suppliers as identified by respondents in Trans-Nzoia.

## **Overall access to arms**

It is perplexing that in West Pokot ease of access to arms reportedly increased, whereas in Trans-Nzoia it was reported to be more difficult to access an arm following the AVR project. It is unlikely the result represents a true impact of the AVR project per se. In both counties it is possible the reported changes in ease of access, might be representative of increased dialogue amongst community members about arms access and thus inadvertently led to increased knowledge about the accessibility and widespread access to arms in the region. It is unlikely the AVR project activities (which centered around education regarding the harmful consequences of arms) led to an increased knowledge around access to arms and the main suppliers. Accessibility to arms is not an area targeted but the AVR project as it would not be feasible to intervene in the illegal supply chains. Rather it is recommended that the AVR project continue to monitor the accessibility and the suppliers of arms in the targeted regions as it is possible in future phases of the intervention that a reduced demand for arms ownership, may result in reduced ease of access.

## Motivation for arms possession at the individual level

Participants were asked would they choose to acquire an arm if given the opportunity to do so. Response rates were then compared from pre- to post-AVR intervention. The various reasons for choosing to own versus choosing not to own were then explored.

### West Pokot

- At initial assessment, 6.1% of respondents in West Pokot said they would choose to own an arm if given the opportunity to do so. At post-assessment this figure doubled to 12.6%.
- While only 9.6% of females said they would choose to own an arm if given the opportunity, a staggering 35.9% of males said they would choose to own.
- There was no major difference between choosing to own an arm between the youth and young adults (14.1%), and the adults and elderly (10.7%).
- The motivations to own arms centered predominantly around the desire for arms to facilitate personal protection (35.9%), followed by cattle protection (23.1%), and the use of arms to ensure access to resources for the cattle (17.9%). The motivations to own arms appear to have become more diverse in West Pokot, as during initial assessment a staggering 75% agreed they would choose to own an arm solely for personal protection.
- For those who chose not to own an arm, the primary cited reason for this was because an arm was viewed as dangerous to the community and to its owner. The perspective of arms as a danger had increased in West Pokot, from 49% of respondents citing arms as dangerous at initial assessment, with this figure rising to 60.5% at post-assessment.
- Alarming, 5.1% of respondents in West Pokot said they would choose to own an arm for revenge purposes.

### Trans-Nzoia

- When asked if they would choose to acquire an arm, if given the opportunity to do so, 14.6% said they would at post-assessment. This represents an increase in the number of respondents opting to own arms if given the opportunity, as at initial assessment this figure was set at 12.2%.
- A small 8.3% of women said they would choose to own an arm if given the opportunity to do so, as opposed to a much greater 20.5% of men.
- The adults and elderly sample reportedly were more inclined to choose to own an arm (17.6%), than what were the youth and young adult sample (10.9%).
- For the respondents who would choose to acquire an arm, 77.8% said they would do so for personal protection, and 22.2% said they would do so for community protection.
- Those who chose not to own an arm cited the danger involved as the primary deterring factor.

### **Overall motivation for arms possession at the individual level**

In both counties a rather counter-intuitive finding was observed as the number of respondents who would choose to own arms, if given the opportunity to do so, increased from pre- to post-assessment. In general more males reportedly would choose to own an arm than would females. There was no clear pattern about desire to own arms across age groups as in West Pokot the youth to young adults were more likely to choose adults, however this finding was reversed in Trans-Nzoia. Interestingly, this increase in desire to own an arm was also accompanied by an increased understanding of the dangerousness of arms. These findings were most prominent in West Pokot where desired arms ownership doubled to match desired ownership rates in Trans-Nzoia. For those who admitted to wanting to own a weapon, most indicated they were motivated by protection purposes. However in West Pokot, a small number admitted to wanting to commit revenge attacks. This finding, although only reported by a small number of respondents highlights the risk of revenge attacks within West Pokot. It is unclear why following the AVR intervention there should be an observed increase in the desire to own arms. It is suggested as females reported a lower desire to own arms than their male counterparts that more women be included in peace building initiatives.

## Misuse of arms at the individual level

A number of questions were asked of participants to gather information regarding their level of knowledge and awareness of relevant safety behaviours to prevent misuse of arms at the individual level. A composite measure was created combining the four arms safety-related questions with items reverse-scored where necessary. A higher overall composite score (maximum total score of 28) was considered indicative of higher levels of knowledge. Pre- and post-AVR intervention knowledge scores, were then statistically compared via a one-way ANOVA and visual inspection of the means.

### West Pokot

- There was no statistically significant differences in levels of arms safety-related knowledge in West Pokot from pre- ( $\bar{x} = 19.4$ ) to post- ( $\bar{x} = 18.9$ ) intervention  $F(1, 410) = 1.08, p = .297$ .
- An interesting trend in West Pokot was observed when respondents were asked what action they would take if they should see a child playing with an arm or a bullet. Responses were divided into proactive actions such as removing the item from the child, or warning the child about the dangers of the item, versus inaction such as letting the child play with it, asking the child to stop playing with the item but not taking any action to stop them, and doing nothing ("not my problem").
- The resounding majority as pre-assessment stated that they would take proactive action (93.8%), whereas following the AVR intervention this reduced to 90.8%.

### Trans-Nzoia

- A statistically significant difference exists between pre- and post- levels of arms-safety related knowledge  $F(1, 426) = 7.89, p = .005$ .
- Surprisingly, inspection of means reveal a slight decline in the level of arms-safety knowledge amongst Trans-Nzoia respondents. With participants reporting less knowledge of arms-safety post-AVR intervention ( $\bar{x} = 18.7$ ), than what they did during the initial assessment ( $\bar{x} = 20$ ).
- As pre-assessment 95.7% of respondents in Trans-Nzoia mentioned that they would take proactive actions should they observe a child with an arms or bullet. However, as post-intervention this percentage decreased to 87.3%.

### Overall misuse of arms at the individual level

Interesting findings are observed in both counties for the knowledge of arms and relevant safety behaviours. Although it was not statistically significant in West Pokot, both counties observed a decrease in the overall level of knowledge of safety-related behaviours towards arms. This demonstrates that following the AVR intervention less people were able to identify correct arms and ammunition use and storage procedures.



This finding is perhaps unsurprising as the AVR project did not aim to enhance the knowledge of arms-safety behaviours. Most community education initiatives were framed according to an arms ownership prevention framework, rather than a harm minimization approach. Future phases of the AVR project would need to determine if a harm minimization perspective could be beneficial and practical given the current political and social climate. It is also worth noting that the percentage of people willing to take proactive actions if they found a child in possession of an arm or a bullet, declined from pre- to post-assessment. Again this finding is likely to speak to the fact that the AVR intervention activities did not aim to provide information regarding arms safety and storage. Nor, may it be appropriate for it to do so in future phases. The Kenyan government has historically favoured a forceful disarmament approach to armed violence, and although this is very different to the strategy implemented by HI which is more educational in nature, efforts to implement educational tools which raise awareness about safe arms storage and use may be considered contraindicative to the Kenyan Government's aims.<sup>13 14</sup>

---

<sup>13</sup> <http://www.recsasec.org/publications/Kenya%20Report.pdf>

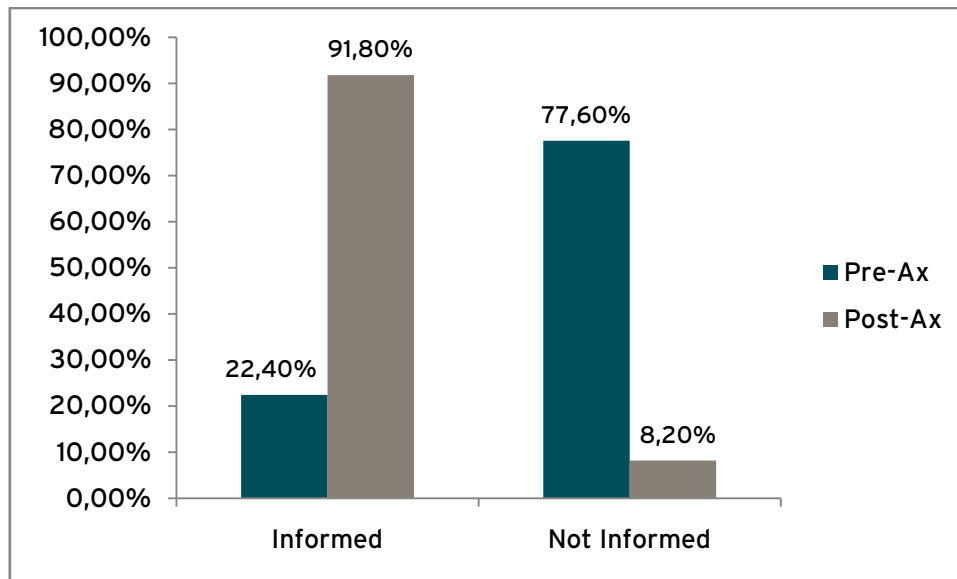
<sup>14</sup> Wepundi, M., Ndung'u, J. & Ryan, S. (2011). Lessons from the frontiers: Civilian disarmament in Kenya and Uganda. Saferworld.

## Perceived prevalence and impact of armed violence

Participants were asked about their levels of knowledge regarding the individual and community consequences of armed violence. Responses were compared from pre- to post-intervention to determine if a deeper understanding of the long-term consequences of armed violence has been achieved through the implementation of the AVR project. Various questions were then asked of participants to gather information regarding their attitudes towards women and SGBV. As SGBV is a known consequence of armed violence questions were designed to assess the level of acceptability of certain behaviours. SGBV knowledge was assessed by creating a composite measure composed of items that assessed attitudes around the acceptability of various forms of SGBV. Higher numbers (a maximum score of 25) indicate a higher acceptance of SGBV behaviours and thus poorer knowledge.

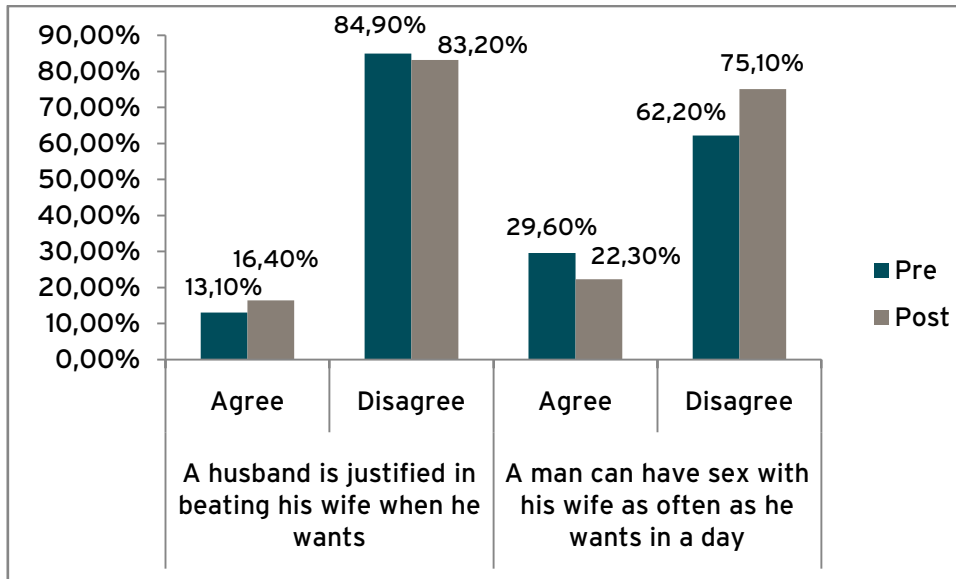
### West Pokot

- Respondents identified similar individual consequences of armed violence from pre- to post-assessment. Death was the primary consequence identified (79.2%), followed by reduced income activities for the individual (5.5%), and physical impairment arising from armed violence (4.2%).
- In West Pokot, respondents were asked the primary community consequences of armed violence in their region. At pre-assessment most people reported a loss of resources such as livestock as the primary consequence (30%), which demonstrates an undeniable reality but perhaps a superficial understanding of the long-term consequences of armed violence on the community.
- At post-assessment, the majority of respondents (36.2%) cited the major consequence of armed violence to the community is the resulting slowed economic development. This demonstrates a deeper understanding of the impacts of armed violence on the development of the community as a whole.
- In West Pokot, at initial analysis when asked if they felt well informed about the armed violence related risks, only 22.4% said they were well-informed, with the remainder indicating they required further knowledge.
- Following the AVR project this percentage increased to a staggering 91.8% demonstrating that the majority of responders believed they were now well-informed (see Figure 13).



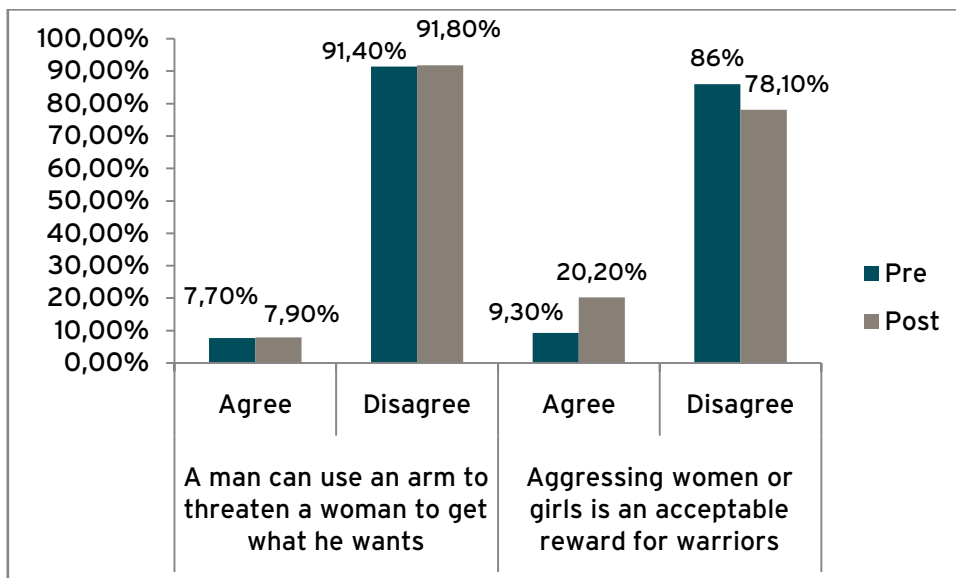
**Figure 13.** Pre- and post-assessment percentage of respondents perceiving themselves to be informed on the topic of armed violence related risks.

- In West Pokot, respondents scored 9.1 out of 25 at pre-assessment, and 8.9 out of 25 at post-assessment, showing a small but rather negligible improvement in SGBV knowledge.
- More respondents reported knowing a woman/girl who had been the victim of physical and/or sexual violence following the AVR project. At pre-assessment 40.7% reported to know a victim, whereas at post-assessment this increased to 64.2%.
- The frequency of physical and/or sexual attacks against females also reportedly increased. At pre-assessment 47.6% of respondents said such attacks occur sometimes within their community, at post-assessment this increased to 58.7%.
- Figure 14 demonstrates little improvement in respondents attitudes towards husbands beating their wives, and their belief that husbands have the right to have sex with their wives as often as they want in one day. Fortunately, most respondents reported some level of disagreement with both items, however a considerable percentage continue to agree that such practices are acceptable.



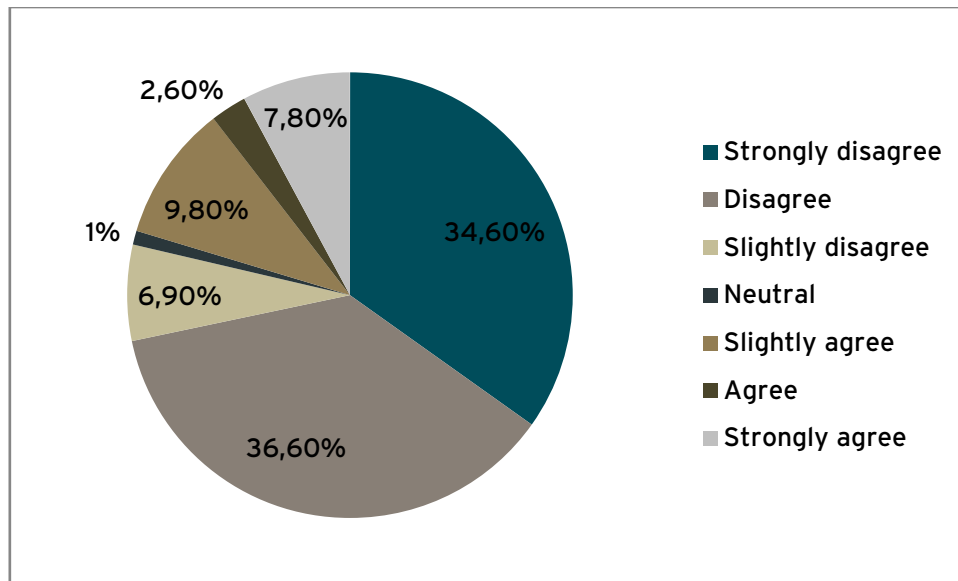
**Figure 14.** Attitudes of respondents in West Pokot towards SGBV behaviours within marriage.

- Figure 15 highlights responses to SGBV behaviours that can occur within the community, or as a result of conflict between rival tribes. Of particular concern, is the finding that despite the AVR project including SGBV educational methods, there was a 10.9% increase in respondents believing it is acceptable for warriors to aggress women and/or girls.



**Figure 15.** Attitudes of respondents in West Pokot towards SGBV behaviours that often occur during times of conflict.

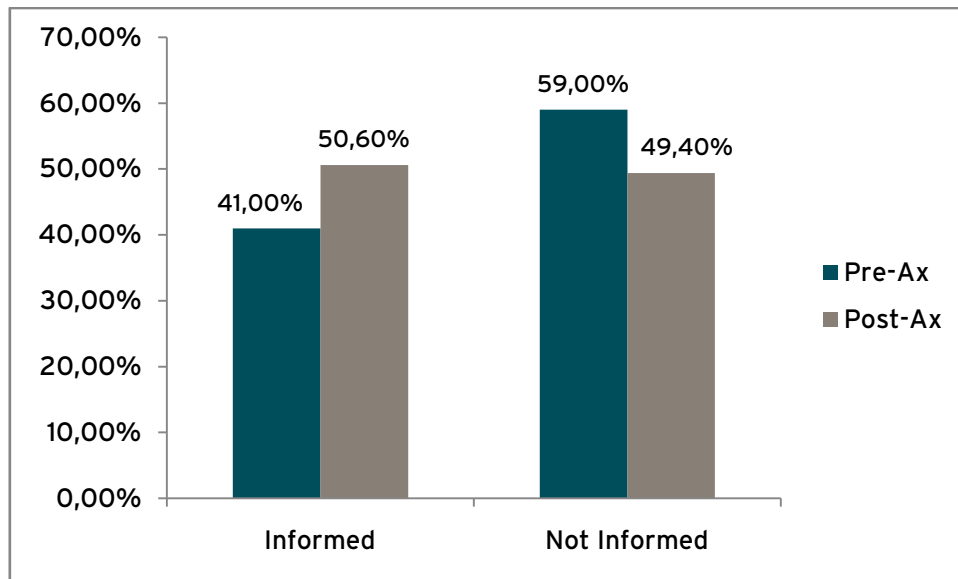
- Figure 16 further demonstrates that an alarming 7.8% strongly agreed with the idea that it is acceptable for a warrior to aggress women and/or girls.



**Figure 16.** Respondents perceptions of the acceptability of warriors aggressing women and/or girls.

### Trans-Nzoia

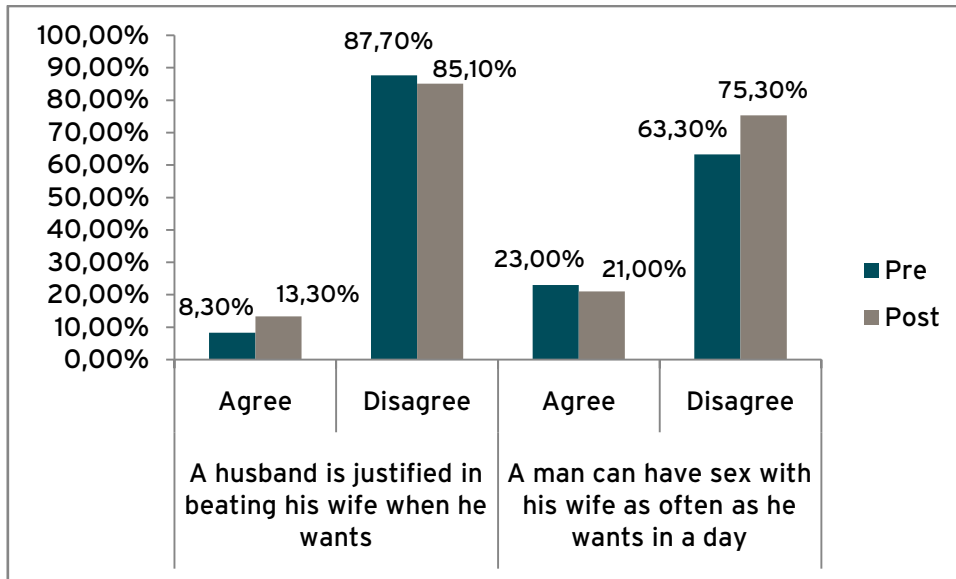
- Similar individual consequences of armed violence were identified at both pre- and post-intervention assessment, with 81.9% identifying death as the primary impact of armed violence, followed by physical impairments (11.6%), and trauma/mental health reactions (3.2%).
- In Trans-Nzoia, whilst 23.9% of respondents already identified slowed economic development as a major consequence at pre-assessment, this number increased to 28.5% at post-assessment, demonstrating a more in-depth understanding of the long-term community consequences of armed violence.
- Respondents when asked if they believed they were fully informed about armed violence related risks, at pre-assessment, 41% said they were, compared to 50.6% at post-assessment (see Figure 17).



**Figure 17.** Pre- and post-assessment percentage of respondents perceiving themselves to be informed on the topic of armed violence related risks.

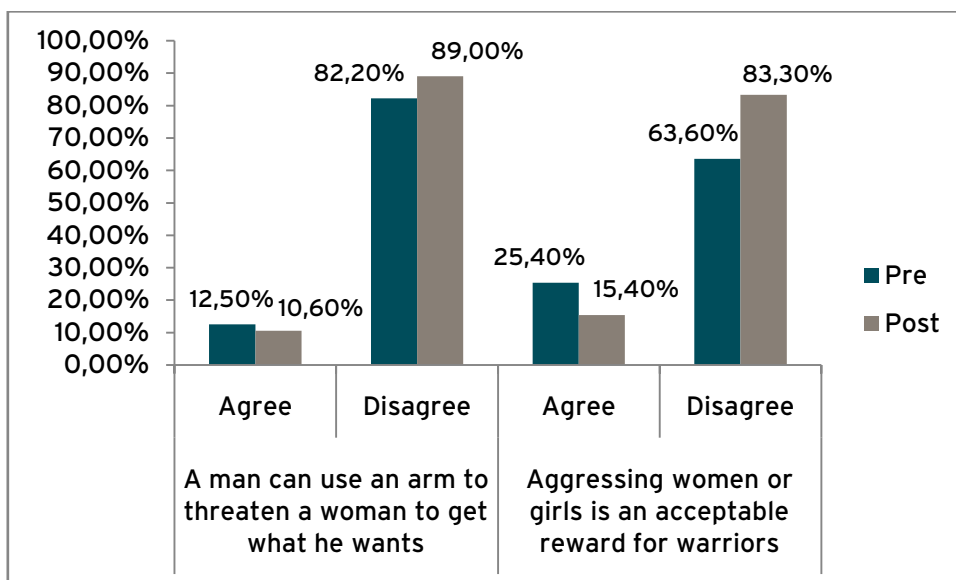
### Trans-Nzoia

- In Trans-Nzoia, respondents scored 9.1 out of 25 at pre-assessment, and 9.2 out of 25 at post-assessment, showing no improvements in SGBV knowledge.
- Less respondents admitted to knowing a female who had been a victim of physical and/or sexual abuse from pre- (60.6% knew a victim), to post-assessment (44.8%).
- However the frequency of SGBV attacks was said to be more frequent at the final impact assessment. At initial assessment 31.4% said physical and/or sexual attacks against women occur sometimes in their community, whereas at post-assessment this increased to 46.3%.
- Figure 18 demonstrates that respondents were slightly more agreeable with the concept that a man has a right to beat his wife at post-assessment. Conversely, there were fewer respondents at post-assessment who believed that it is acceptable for a husband to have sex with his wife as often as he wants in a day, however of concern, 21% still believed this was acceptable.



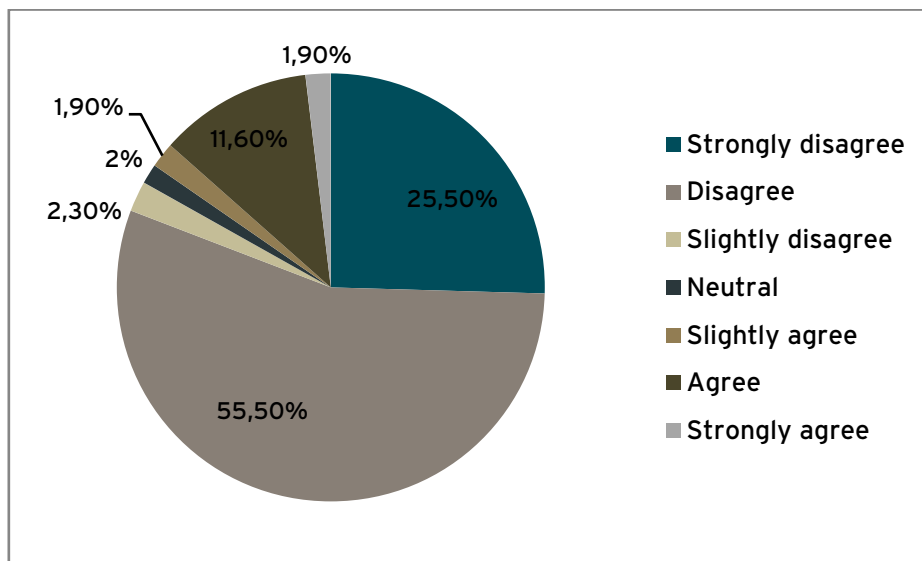
**Figure 18.** Attitudes of respondents in Trans-Nzoia towards SGBV behaviours within marriage.

- Figure 19 highlights responses to SGBV behaviours that can occur within the community, or as a result of conflict between rival tribes. Fortunately more respondents disagreed with the practices mentioned at post-assessment than what they did at pre-assessment. However, it remains of concern that 15.4% of respondents at post-assessment believed aggressing women and/or girls was a suitable reward for warriors.



**Figure 19.** Attitudes of respondents in Trans-Nzoia towards SGBV behaviours that often occur during times of conflict.

- Figure 20 further demonstrates an alarming 11.6% of respondents agreed at post-assessment that aggressing women and/or girls was acceptable for warriors.



**Figure 20.** Respondents perceptions of the acceptability of warriors aggressing women and/or girls.

### Overall perceived prevalence and impact of armed violence

The results above demonstrate an increased knowledge of the long-term armed violence consequences at the community level. This demonstrates a deeper understanding of armed violence consequences as it highlights the debilitating nature of armed violence on the economic and social development of an entire community. Much research has focused on the debilitating nature of armed violence to economic growth of communities and countries, with some noting that such violence stops and can often reverse development.<sup>15</sup> In fact the 2008 and 2011, Global Burden of Armed Violence reports states that armed violence 'erodes human capital, reduces life expectancy, destroys productive capital, depletes financial capital, and threatens macro-economic stability'.<sup>16,17</sup> More alarming research demonstrates that a country which experiences major violence over a long period (of up to 20-years), experiences a poverty rate 21 percentage points higher than a country that saw no violence.<sup>18</sup> Slowed economic development as a consequence of armed violence, was a key theme of educational literature that was disseminated to communities during the five-month intervention phase.

<sup>15</sup> De Martino, L. (2012). Reducing Armed Violence, Enabling Development:- Small Arms Survey Research Notes. Geneva: Geneva Declaration Secretariat.

<sup>16</sup> Geneva Declaration Secretariat. (2008). Global Burden of Armed Violence. Geneva: Geneva Declaration Secretariat.

<sup>17</sup> Geneva Declaration Secretariat. (2011). Global Burden of Armed Violence: Lethal Encounters. Cambridge: Cambridge University Press.

<sup>18</sup> World Bank. (2011). World Development Report 2011: Conflict, Security and Development. Washington, DC: World Bank.



These findings suggest that this literature has been absorbed into the communities and appears to have led to an improved knowledge of the consequences of armed violence. Furthermore, respondents themselves reported they were more well-informed following the AVR project. This shows a significant achievement of the AVR project as such an increase in knowledge is unlikely just due to chance or extraneous factors. The AVR project focused intensely on highlighting the consequences of armed violence and it appears in both counties, especially in West Pokot, this message has been well-received.

Overall little to no differences was found in SGBV knowledge amongst respondents as compared from pre- to post-assessment. This is perhaps unsurprising as SGBV components of the AVR project focused more on empowering and reinforcing the role of women within the community, rather than educating the community on what the definition of SGBV is and what behaviours it might encompass. SGBV is a particular concern in Kenya with the country's 2008/09 Demographic and Health Survey revealing that 45% of women between the ages of 15-48 years, had experienced sexual and/or physical violence, most of which was at the hand of husbands and romantic partners. Causes of the continued high prevalence of SGBV are said to be multiple and include the continuation of traditional gender norms which support the concept of male superiority and entitlement, societal norms that continue to tolerate and/or justify violence against women, and weak community sanctions against perpetrators of such acts.<sup>19</sup>

The lack of change in attitudes and knowledge towards SGBV following the AVR project, is a sad but perhaps expected finding. The intervention phase of the pilot program took place over a period of three-months, which is a very short amount of time to address ingrained societal beliefs. However, the results are important to demonstrate that future phases of the Armed Violence Reduction project would benefit from more targeted SGBV interventions, which educate the community on what behaviours constitute SGBV whilst also reinforcing the important role of women in the community. Special focus could be given to the prevention of domestic violence and SGBV that results from conflict with other tribes. Interestingly, the frequency of SGBV attacks reportedly increased from pre- to post-assessment in both counties. This is likely attributable to the increased focus on SGBV issues, rather than an actual inflation of attacks meaning community members might be more openly discussing SGBV matters. This could indicate a small gain for the AVR project, in that increased dialogue, and acknowledgement of SGBV as an issue is an important step towards change.

---

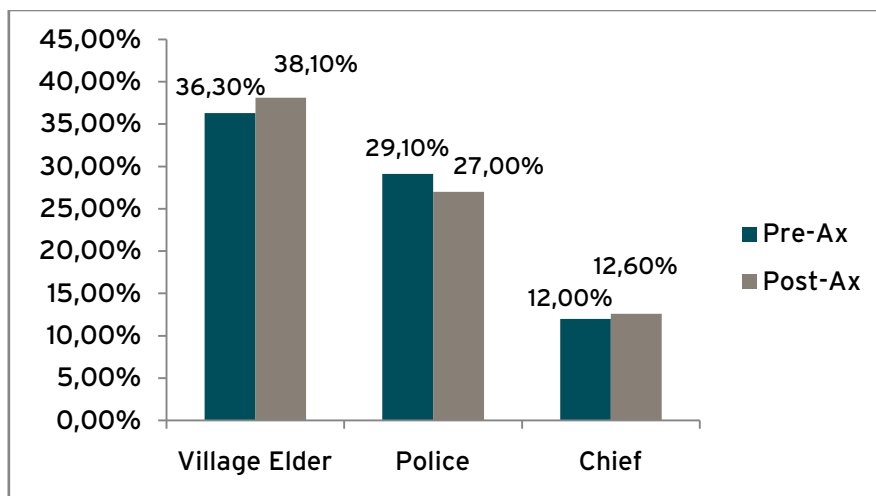
<sup>19</sup> Edstron, J. et al. (2014). Empowerment of women and girls: The shifting roles of men in collective action on SGBV in Kenya. Institute of Developmental Studies: England.

## Incident reporting

Respondents were asked a variety of questions to gather an understanding of their perceptions towards, and knowledge of security personnel, structures and strategies.

### West Pokot

- Prior to the AVR intervention, only 38.8% of respondents in West Pokot were aware of who to report to should they fall victim to an armed violence incident. Following the project 61.2% were now able to identify appropriate reporting structures. This demonstrates an important increase of knowledge and is likely attributable to the impact of the AVR programme, as project activities involved strengthening community relations with security agents and disseminating information on reporting structures.
- Community peace representatives, were a new initiative introduced by the AVR project, and at post-impact assessment 2.4% of respondents in West Pokot said they would report to them. Village elders also maintained their prominence as the most significant reporting structure at 38.1%, and more people reported an awareness of the Nyumba Kumi initiative with a 10.2% increase of people who would report to this level of the security structure.
- In West Pokot the reporting structures that respondents would first report to in case of an armed violence incident did not change from pre-to post-assessment (see Figure 21).
- Importantly, the perceptions of reporting outcomes have shown improvement too. Prior to the intervention 67.7% of respondents said that in general things would improve once an incident has been reported (i.e. it will be followed-up in a timely manner, and the survivors would receive appropriate supports). Following the AVR project, this increased to a significant 80%, demonstrating an increased faith in the security agents and reporting mechanisms.

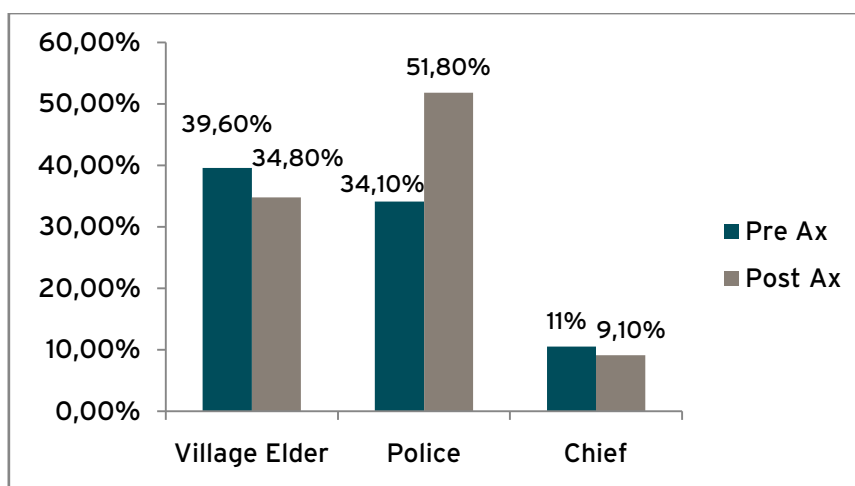


**Figure 21.** The first structure respondents in West Pokot would report to in the event of an armed violence incident in their community.

- Unfortunately, women were less knowledgeable on reporting structure than were men, with only 67.4% of females knowing who to report to in an armed violence incident compared to 98.1% of men.
- Females were however found to be more positive about the outcomes of reporting with 86.6% stating things would improve if reported to the authorities, compared to 74.1% of men who believed this.
- Interestingly when comparing the two age groups (youth and young adults - 12 years to 25 years; and adults and elderly - 26 years and above) it was found that the youth and young adults were less aware of relevant reporting structures (72.6% were aware) than were adults and elderly (98.5% were aware of structures).
- Also the youth and young adults were more inclined to report to the police (40%), compared to the adults and elderly who reported they would first approach the village elders (53.3%).

### Trans-Nzoia

- Respondents in Trans-Nzoia already had a strong knowledge of reporting structures prior to the AVR project, with 80.8% knowing who to report to should an armed violence incident occur. Following the intervention this increased to 90.6% which demonstrates a significant improvement.
- Notably, respondents in Trans-Nzoia selected police as the primary reporting structure they would access, and this reported use increased from pre-assessment (34.1%), to post-assessment (51.8%). This indicates an increased faith in the police force as capable reporting structures (see Figure 22).
- In Trans-Nzoia following the AVR project 1.4% of respondents identified the Community Peace Representatives as a viable reporting structure.
- Furthermore, an increase of 4.2% from pre- to post-assessment (42.4% in total) responded that should they report an armed violence incident, they believed that things would improve and appropriate action will be taken.



**Figure 22.** The first structure respondents in Trans-Nzoia would report to in the event of an armed violence incident in their community.

- In Trans-Nzoia women reported being less aware of relevant reporting structures than their male counterparts, with 84.8% of women aware of who to report to, compared to 95.7% of men.
- Furthermore, women are more inclined to utilize traditional reporting structures such as the village elders (48.2%), than men reported to be (23%). Interestingly, men opted for more formal reporting structures such as the police (57.9%), whereas only 32.6% of women said they would report to the police.
- Interestingly in Trans-Nzoia, the youth and young adults reported being more aware of the available reporting structures (95.8%), compared to the adult and elderly population (85.2%).
- Youth and young adults also appeared to have a more positive perception on the likelihood of obtaining improved outcomes should an incident be reported (87.4%), compared to adults and the elderly (77.9%).

### **Overall incident reporting**

Overall, more respondents were able to identify appropriate reporting structures following the AVR intervention. Importantly in both counties, respondents reported an increased belief that should they report a security incident, things would improve. These findings represent significant change in community sentiment towards security agents. The AVR project focused heavily on encouraging dialogue and improving relations between community members and security structures. Sessions were held between police, nyumba kumi representatives, the village elders, the Chief and community members to discuss pertinent security concerns and incidents, and to increase community understanding of the various roles and responsibilities of each security structure. It was hoped these sessions would help to improve relations and trust. It is likely that such activities targeting the perceptions of the community towards security agents are already (in less than five months) showing early signs of success, with community confidence in the police force increasing in both counties.

There were some considerable differences seen between the genders and age groups. In general it appears women are less aware of the relevant reporting structures, yet appear to have more faith in the capability of security structures in improving and addressing incidents that are reported. Furthermore, women seem more reliant on traditional reporting structures like the village elders, rather than formal structures such as the police. Youth and young adults in West Pokot on the other hand also appear to be less aware of relevant reporting structures, however they appear to have more confidence in reporting incidents to the police and are less inclined to utilize the traditional reporting structures such as the Chief and village elders. This represents an interesting generational change and also highlights that future phases of the AVR project could benefit from reinforcing more traditional security structures to the younger population and males especially, and more formal structures to the females and the adults and elderly population. Furthermore, it would be important for future phases of the AVR project to target the female members of the community to increase their knowledge of the relevant reporting structures.

It is heartening to see a small percentage of respondents identify CPRs as potential reporting structures for security incidents. CPRs are a new structure introduced by the current AVR project and have only existed within the communities for less than two months. Whilst it is still only a small percentage of respondents who identified CPRs as reporting structures, it is important to acknowledge that important change has still occurred. Therefore it is expected over time and with further AVR project implementation phases, CPRs might continue to become established reporting structures that are easily accessible and trusted members of the community.

## Conclusion

In Trans-Nzoia a very promising finding was observed as safety perceptions significantly increased following the AVR intervention. However the opposite was found in West Pokot with respondents reporting feeling less safe. In West Pokot the results may have been confounded by the forceful disarmament initiative currently taking place in the North of the county, which has resulted in widespread panic and displacement. Given the current disarmament initiative in the north of West Pokot, it would be beneficial for future phases of the AVR project to extend its reach to such conflict-affected regions. In both counties arms ownership was still viewed as a threat to the community, however this finding was less significant following the AVR project than it was at pre-assessment. In both counties arms ownership was said to be primarily motivated by the need for protection and it is likely that respondents are viewing ownership within their community as less threatening and more of a protective strategy against cattle raiding, land grabbing and crime. In Trans-Nzoia an additional motive for arms ownership was said to be a desire to perpetrate crimes for the attainment of personal wealth. This finding can be understood in light of the 2013-2014 surge in criminal activity reported in the region following the presidential pardon of 150 convicted criminals.<sup>20</sup> Alarming, there was an observed increase on both counties from pre- to post-assessment, of respondents choosing to own an arm if presented with the opportunity to do so. Most of those who would choose to own an arm, were reportedly motivated by protection purposes. This is a somewhat perplexing finding. It is feasible that the increased dialogue around security in each county has led community members to perceive an increased need for protection, and thus might have had the counter-productive effect of encouraging arms ownership.

In both counties considerable gains were made in the communities reported trust in security agencies. In particular, following the AVR project respondents reported to be more confident in their perceptions' of security agents' abilities to protect their communities. Respondents also appeared to be more aware of appropriate reporting structures following the AVR intervention. This demonstrates the inclusion of security agents in community peace dialogues and education sessions, has been an effective strategy to building trust and improved relations with the community. Furthermore, it demonstrates the AVR project has succeeded in educating community members on appropriate reporting structures, should they fall victim to an armed violence incident. This is a considerable achievement of the AVR project. The AVR project introduced Community Peace Representatives (CPRs) were also identified by a small percentage of respondents in both counties as viable reporting structures. This represents an important change and it is expected that over time and with future AVR implemented phases, CPRs might continue to establish themselves as reporting structures that are easily accessible, and trusted members of the community. The longer-term

---

<sup>20</sup> Security Research and Information Centre (2013). Increased wave of crime in Trans-Nzoia county. [Electronic version, accessed on 13 January 2015, via [http://srickenya.org/index.php?option=com\\_content&view=article&id=112:increased-wave-of-crime-in-trans-nzoia-county&catid=39:news](http://srickenya.org/index.php?option=com_content&view=article&id=112:increased-wave-of-crime-in-trans-nzoia-county&catid=39:news)].

consequences of armed violence to the community where increasingly identified following the AVR project. Furthermore, in both counties participants reported a significant increase in their knowledge of armed-violence risks. The AVR project aimed to increase the community understanding of the deeper impacts of armed violence. During initial impact assessment most respondents identified a superficial understanding of armed violence consequences, such as death and loss of cattle or land. Whilst, these are undeniable consequences with great impacts to the community, the AVR project aimed to focus on the slowed economic development that occurs in volatile regions. This is in line with a wealth of research which has documented the debilitating effects of armed violence to a country's economy.<sup>21 22</sup>

In both counties, less knowledge around arms-safety behaviours was observed following the AVR intervention. This is perhaps unsurprising as the AVR project did not aim to educate the community on the safe use and storage of arms as it was considered such messages would be seen as promoting arms ownership within the intervention areas. Respondents show only a moderate level of arms safety-related behaviours. To prevent the misuse and accidental deaths caused by arms it might be feasible to educate community members on safe practices. However, given the illegality of arms and the Kenyan Government's favour towards disarmament initiatives it might be politically and socially inappropriate to adopt a harm minimization approach towards arms. Of concern, women continue to report feeling less safe than their male counterparts in both counties. This is perhaps unsurprising as much research indicates a steady increase and considerable prevalence of SGBV within Kenya.<sup>23 24</sup> Furthermore, the results of the AVR impact assessment shows little change in SGBV knowledge and continued endorsement of the acceptability of some SGBV behaviours. This is perhaps unsurprising as the AVR project did not specifically educate the community on the definition of, or on what constitutes SGBV. The AVR project instead aimed to reinforce the important roles women play within communities, and encouraged their inclusion in peace building initiatives.

---

<sup>21</sup> De Martino, L. (2012). Reducing Armed Violence, Enabling Development: Small Arms Survey Research Notes. Geneva" Geneva Declaration Secretariat.

<sup>22</sup> Geneva Declaration Secretariat. (2011). Global Burden of Armed Violence: Lethal Encounters. Cambridge: Cambridge University Press.

<sup>23</sup> Kithuure, J. (2014). Kenyans calls for end to gender-based violence. [Electronic version, accessed 12 January, 2015, via [http://sabahionline.com/en\\_GB/articles/hoa/articles/features/2014/11/26/feature=01](http://sabahionline.com/en_GB/articles/hoa/articles/features/2014/11/26/feature=01)].

<sup>24</sup> See 21.

## Recommendations

Based on the above conclusions, the following recommendations are made:

- The northern border of West Pokot, shared with Turkana is currently the focus of Government-led forceful disarmament initiatives. Future phases of the AVR project should aim to expand to this volatile region as a great need exists in armed violence reduction and peace building between the Turkana and Pokot tribes.
- Whilst, in both counties gun ownership was considered a threat, following the AVR intervention there was a small decrease in this perception, with an increased view of arms as a source of protection. It is important to address this false notion of the security provided by arms. Future phases of the AVR project could emphasize the accidental consequences of arms ownership (e.g. misuse and arms accessibility to children within the household) to better highlight the threatening nature of such ownership.
- Similarly, as a considerable number of respondents reported a perception of arms as tools for protection, it is recommended alternative forms of protection are highlighted in education activities (e.g. pre-existing security structures, dialogue etc.).
- Community Peace Representatives (CPRs) should play a key role in emphasizing the potential harms of arms ownership, thus challenging the concept of arms as a source of protection.
- It is hypothesized that the increased dialogue about security matters encouraged within the communities during the AVR project, has in turn led to an increased focus on security matters and inadvertently may have contributed to an increased desire to own arms as a source of protection. It is important that CPRs directly address this false notion of arms as protective tools, and rather emphasise their harmful and dangerous manner by emphasising the increased risk of accidents.
- The pilot AVR project has shown considerable gains in improving the relationships and levels of trust between community members and security agents. This is an extremely important finding as an increased ability of community members to identify appropriate reporting structures, and increased faith that their reports will be proactively acted upon, is likely to lead to increased communication with and utilization of security agents. It is recommended that future phases of the AVR project continue to focus on the development of a strong and trusting relationship between security agents and the community. This can be achieved by continuing to involve security agents in peace building dialogues, and community education initiatives and by going a step beyond with the implementation of Community Safety Plans initiatives. The



Community Peace Representative's (CPRs) will be key agents of change and will play a major role in consolidating these dialogues and continue to foster improved relations between security agents and the community.

- Whilst, the CPRs are only a new initiative introduced during the last three months of the AVR project, a small percentage of respondents in both counties identified them as appropriate reporting structures. Future phases of the AVR project should continue to promote CPRs as viable reporting structures. The cultural and gender diversity present in the group of 60 trained CPRs is likely to lead to increased reporting from minority populations within communities. This is important as it helps to overcome one of the documented disadvantages of the pre-existing Local and District Peace Committees.
- Future phases of the AVR project would need to consider if it is feasible and beneficial to adopt a harm minimization approach towards arms ownership. Respondents in both counties demonstrated only moderate levels of knowledge of arms safe storage and use, and this knowledge appeared to decrease following the AVR project. The adoption of a harm minimization perspective would need to be carefully weighed against the illegal status of arms ownership, and the Kenyan Government's favor towards disarmament initiatives.
- Research has strongly established the debilitating effects of armed violence to a region's economy. Furthermore, the AVR project appears to have succeeded in educating the community on the risk of slowed economic development as a result of conflict. It could be beneficial for future phases of the project to focus on livelihood initiatives within the target communities. Firstly, such a focus will promote economic growth, and secondly should individuals (especially young men who are endorsed as the primary arms holders within the community) be consumed in productive and economically beneficial activities they are less likely to engage in criminal activities for the purposes of profit.
- There was no improvement shown in SGBV knowledge following the AVR project. The pilot phase did not include community education initiatives which defined SGBV behaviours. Future phases of the AVR project should consider the benefit of including SGBV definitions into future community education activities. While it is important to maintain the strong armed violence focus on the project, it is acknowledged that often females bear the greatest burden of suffering during times of conflict.<sup>25</sup> Furthermore, some respondents appeared to continue to endorse the use of sexual assault and rape against women and girls during times of conflict. Specific education campaigns highlighting the longstanding consequences of such behaviours should be implemented in future phases.

---

<sup>25</sup> Kithuure, J. (2014). Kenyans call for end to gender-based violence. [Electronic version, accessed 12 January, 2015, via [http://sabahionline.com/en\\_GB/articles/hoa/articles/features/2014/11/26/feature-01](http://sabahionline.com/en_GB/articles/hoa/articles/features/2014/11/26/feature-01)].

- The active intervention phase of the AVR project was for a period of 3-months, and it is considered unlikely that considerable change would be viewed in that timeframe in the attitudes towards women which are often very ingrained within societies. By adopting more long-term and targeted SGBV interventions, and by clearly highlighting behaviours that constitute SGBV whilst reinforcing the important role of women in the community, it is hoped that future phases of the AVR project may witness some changes in this area in the long-term. In particular, future AVR phases should focus on the prevention of domestic violence, and SGBV that occurs during times on conflict.
- Women reported less of a desire to own arms if given the opportunity, than their male counterparts. It would be important for future phases of the AVR project to include women in peace building efforts. This could mean increasing the number of females in the CPRs to ensure more equal representation. It is hoped that this alone will lead to a change in the perception of women as being able to play an active role in community security and establishing peace.
- Unfortunately in both counties females reportedly were less aware of the relevant reporting structures, than were their male counterparts. It would be important for future phases of the AVR project to target females in education initiatives, to ensure they equally understand the available reporting structures.
- Finally, the youth and young adults appeared to favour reporting to more formal structures such as police, whereas the adults and elderly preferred more traditional reporting structures such as the village elders and Chiefs. It is recommended that in future phases of the AVR project, both traditional and formal structures be emphasized, to ensure both are equally respected and promoted within the communities.

## ANNEX

### Pre and Post impact questionnaire

AVR Project, Kenya, 2014  
Handicap International

#### Introduction

Hello, my name is [\*]. I am a research assistant for [JPC/FPFK/Handicap International-*choose one*] which is conducting a survey about armed violence in the region. We are interested to learn about the situation and context to develop projects that will better serve the community.

You have been chosen by chance (as in a lottery/raffle) to participate in the study.

#### Consent

Before going any further with this questionnaire, I would like to assure you that all your answers will remain strictly confidential. I will keep no record of your name and address. You are free to refuse to participate. You may stop the interview at any time or skip any questions that you don't wish to answer.

You may find some of the questions strange. There is no right or wrong answer.

Your participation is completely voluntary but your experiences could be very helpful to other people (like you) in your region.

This questionnaire will take about 45 minutes.

Do you have any questions?

Do you agree to be interviewed?

Can we talk here or would you rather we went somewhere else?

Can we begin?

*[Begin interview in a safe place where you and the interviewee feel secure]*

*[Create a relaxed environment for both the interviewee and yourself]*

*[The questions should be asked in an open and smooth way. They should emerge with some spontaneity and informality within the conversation]*

We are now going to discuss...

## PRE OR POST IMPACT ASSESSMENT

	Questions	Response modalities
A-	Please specify if the present survey is the pre or the post impact assessment:	1. Pre impact assessment 2. Post impact assessment

## GENERAL INFORMATION (to fill at the beginning of the interview)

	Questions	Response modalities					
B-	Individual identification: <i>(interviewer initials- first and last name + number of interviewees)</i>	<table border="1" style="display: inline-table; vertical-align: middle;"> <tr> <td style="width: 20px; height: 20px;"></td> <td style="width: 20px; height: 20px;"></td> <td style="width: 20px; height: 20px;"></td> <td style="width: 20px; height: 20px;"></td> <td style="width: 20px; height: 20px;"></td> </tr> </table>					
C-	Interviewer's name:	_____					
D-	Interview date:	2014/ __ / __					
E-	Beginning time of the interview:	__: __ am / pm					
F-	County:	1. West Pokot County 2. Trans-Nzoia County					
G-	Localization / Village	<table style="width: 100%; border-collapse: collapse;"> <tr> <td style="width: 50%; vertical-align: top;">           Trans-Nzoia C.:            1. Gitwamba            2. Muroki            3. Kapkoi Center            4. Chepchoina            5. Kiposit         </td> <td style="width: 50%; vertical-align: top;">           West Pokot C.:            6. Katkomor            7. Singakai            8. Napowoi            9. Bendera            10. Sinendet         </td> </tr> </table>	Trans-Nzoia C.: 1. Gitwamba 2. Muroki 3. Kapkoi Center 4. Chepchoina 5. Kiposit	West Pokot C.: 6. Katkomor 7. Singakai 8. Napowoi 9. Bendera 10. Sinendet			
Trans-Nzoia C.: 1. Gitwamba 2. Muroki 3. Kapkoi Center 4. Chepchoina 5. Kiposit	West Pokot C.: 6. Katkomor 7. Singakai 8. Napowoi 9. Bendera 10. Sinendet						
H-	Interview's language:	1. English 2. Swahili 3. Pokot 4. Sabaot 5. Bikusu 6. Other: _____					

## INFORMED CONSENT

	Questions	Response modalities
I-	Free and informed consent:	1. Yes 2. No

## GENERAL INFORMATION (to fill at the end of the interview)

	Questions	Response modalities
J-	End time of the interview:	__: __ am / pm
K-	Interview modalities:	1. Individual 2. Proxy: <i>Specify who:</i> _____ 3. In presence of someone else <i>Specify who:</i> _____
L-	Questionnaire status:	1. Filled fully 2. Filled partially
M-	Check of the questionnaire:	<input type="checkbox"/> DONE

## I- PERCEIVED SAFETY AT INDIVIDUAL LEVEL

### Transition:

Firstly, I would like to discuss how safe you feel in your community...

	Questions	Response modalities
1	Do you feel safe when going about your daily income activities <i>[or work]</i> ?  <i>[Read out options, except "don't want to answer" - circle one only]</i>	4. Extremely 3. Relatively 2. Quite 1. Not at all 00. Not applicable 999. Don't want to answer

2	<p>Do you feel safe in your accommodation?</p> <p><i>[Read out options, except "don't want to answer" - circle one only]</i></p>	<p>4. Extremely</p> <p>3. Relatively</p> <p>2. Quite</p> <p>1. Not at all</p> <p>999. Don't want to answer</p>
3	<p>Do you feel safe when going about your day-to-day activities (e.g. getting water, collecting firewood or food...) and travelling from place to place?</p> <p><i>[Read out options, except "don't want to answer" - circle one only]</i></p>	<p>4. Extremely</p> <p>3. Relatively</p> <p>2. Quite</p> <p>1. Not at all</p> <p>999. Don't want to answer</p>

## II- PERCEIVED POSSESSION AND MOTIVATIONS OF ARMS AT COMMUNITY LEVEL

### Transition:

We're now going to discuss your perception about the presence of arms in your community... We do not want you to name any people or organizations during this interview. Please feel free to answer honestly to our questions. All answers will remain confidential.

	Questions	Response modalities
4	<p>In your opinion, how many civilians own an arm in your neighborhood?</p> <p><i>[Read out options, except "don't know" and "don't want to answer" - circle one only]</i></p>	<p>1. None</p> <p>2. Several</p> <p>3. A lot</p> <p>4. Everyone</p> <p>99. Don't know</p> <p>999. Don't want to answer</p>
5	<p>In your opinion, owning an arm is...</p> <p><i>[Read out options, except "don't know" and "don't want to answer" - circle one only]</i></p>	<p>1. A right</p> <p>2. A need</p> <p>3. A threat to the community</p> <p>4. A symbol of power</p>

		<p>5. Other : _____</p> <p>99. Don't know</p> <p>999. Don't want to answer</p>
<p><b>6</b></p>	<p>Which civilians in your community are more likely to own an arm?</p> <p><i>[Read out the options, specifying the age categories and gender - Circle as many answers as the participant wants]</i></p>	<p>1. Children under 12yo</p> <p>2. Young boys 13-17yo</p> <p>3. Young men 18-25yo</p> <p>4. Adult men 26-59yo</p> <p>5. Elderly men 60 and above</p> <p>6. Young girls 13-17yo</p> <p>7. Young women 18-25yo</p> <p>8. Adult women 26-59yo</p> <p>9. Elderly women 60 and above</p> <p>10. No one has an arm</p> <p>11. Everyone has an arm</p> <p>99. Don't know</p> <p>999. Don't want to answer</p> <p><i>If answered 2. 3. 4. 5., go to Q7</i></p> <p><i>If answered 6. 7. 8. 9., go to Q8</i></p> <p><i>---&gt; Go to Q7 &amp; Q8</i></p>
<p><b>7</b></p>	<p><i>If men are concerned (answered 2. 3. 4. 5. 11. To Q6):</i></p> <p>So you answered that men are likely to own an arm, could you please specify why?</p> <p><i>[Don't read options, let people talk and circle the most relevant response - 3 answers maximum - Please don't forget to write the order of the answers from 1 to 3]</i></p>	<p>1. Personal protection: n°: ____</p> <p>2. Community protection: n°: ____</p> <p>3. Cattle protection (avoid theft): n°: ____</p> <p>4. Farm protection: n°: ____</p> <p>5. Ensure access to resources for the cattle: n°: ____</p> <p>6. To perpetrate crimes for personal wealth: n°: ____</p> <p>7. To supply to basic needs (food,...): n°: ____</p> <p>8. For revenge: n°: ____</p> <p>9. For social recognition: n°: ____</p>

		<p>10. An investment : n°: ____</p> <p>11. Other: _____ n°: ____</p> <p>99. Don't know</p> <p>999. Don't want to answer</p>
8	<p><i>If women are concerned (answered 6. 7. 8. 9. 11. To Q6):</i></p> <p>So you answered that women are likely to own an arm, could you please specify why?</p> <p><i>[Don't read options, let people talk and circle the most relevant response - 3 answers maximum - Please don't forget to write the order of the answers from 1 to 3]</i></p>	<p>1. Personal protection: n°: ____</p> <p>2. Community protection: n°: ____</p> <p>3. Cattle protection (avoid theft): n°: ____</p> <p>4. Farm protection: n°: ____</p> <p>5. Ensure access to resources for the cattle: n°: ____</p> <p>6. To perpetrate crimes for personal wealth: n°: ____</p> <p>7. To supply to basic needs (food,...): n°: ____</p> <p>8. For revenge: n°: ____</p> <p>9. For social recognition: n°: ____</p> <p>10. An investment : n°: ____</p> <p>11. Other: _____ n°: ____</p> <p>99. Don't know</p> <p>999. Don't want to answer</p>
9	<p>Do you think it is normal for civilians to own arms?</p>	<p>1. Yes</p> <p>2. No</p> <p>999. Don't want to answer</p>
10	<p>For the police force, according to you, what do they use their arms for?</p> <p><i>[Don't read options, let people talk and circle the most relevant response - 3 answers maximum -</i></p>	<p>1. Protect civilians: n°: ____</p> <p>2. Protect the states interests and investments: n°: ____</p> <p>3. Protect themselves: n°: ____</p> <p>4. To threaten civilians: n°: ____</p>



	<i>Please don't forget to write the order of the answers from 1 to 3]</i>	5. To display their power: n°: ____ 6. Maintain law and order: n°: ____ 7. Other : _____ : n°: ____ 99. Don't know 999. Don't want to answer
11	Do you believe that the police are capable of securing your community?	1. Yes 2. No 999. Don't want to answer

### III- ACCESS TO ARMS

#### Transition:

Let's talk now about how people may access arms in your community...

	Questions	Response modalities
12	How easy do you think it is to acquire arms?  <i>[Read out options, except "don't know" and "don't want to answer" - Circle one only]</i>	1. Very easy 2. Easy 3. Difficult 4. Very difficult 99. Don't know 999. Don't want to answer
13	Who are the main arms suppliers in the region?  <i>[Don't read options, let people talk and circle the most relevant response - 2 answers maximum - Please don't forget to write the order of the answers from 1 to 2]</i>	1. Traffickers: n°: ____ 2. Politicians: n°: ____ 3. The Police: n°: ____ 4. National Police Reserve: n°: ____ 5. Government: n°: ____ 6. Black market: n°: ____ 7. Business men: n°: ____ 8. Other : _____ : n°:

		— 99. Don't know 999. Don't want to answer
--	--	--

#### IV- MOTIVATION FOR ARMS POSSESSION AT THE INDIVIDUAL LEVEL

**Transition:**

So we have talked about the possession of arms by other people, either in your community or in your region. But now we'd like to talk about your experiences.

Please remember that all information is confidential, no one, except the survey team, will access it.

	Questions	Response modalities
14	Given the opportunity to acquire an arm, would you choose to do so?	1. Yes -----> <i>If yes, go to Q15</i> 2. No -----> <i>If no, go to Q16</i> 99. Do not know 999. Don't want to answer
15	<i>If yes to Q14, Please could you tell me why?</i>  <i>[Don't read options, let people talk and circle the most relevant response - 3 answers maximum - Please don't forget to write the order of the answers from 1 to 3]</i>	1. Personal protection: n°: ____ 2. Community protection: n°: ____ 3. Cattle protection (avoid theft): n°: ____ 4. Farm protection: n°: ____ 5. Ensure access to resources for the cattle: n°: ____ 6. To perpetrate crimes for personal wealth: n°: ____ 7. To supply for basic needs (food,...): n°: ____ 8. For revenge: n°: ____ 9. For social recognition: n°: ____ 10. An investment : n°: ____

		11. Other: _____ : n°: ____  99. Don't know  999. Don't want to answer
<b>16</b>	<p><i>If no to Q14, Please could you tell me why not?</i></p> <p><i>[Don't read options, let people talk and circle the most relevant response - 2 answers maximum - Please don't forget to write the order of the answers from 1 to 2]</i></p>	1. I already have one: n°: ____ 2. I'm a woman, I'm not allowed: n°: ____ 3. I don't know how to use it: n°: ____ 4. It's dangerous: n°: ____ 5. Other: _____ : n°: ____  99. Don't know  999. Don't want to answer

## V- MISUSE OF ARMS AT THE INDIVIDUAL LEVEL

### Transition:

We would like you to answer the following questions. For these, we need you to imagine what you would do if you were in possession of an arm. So...

	Questions	Response modalities
<b>17</b>	I'm going to read a series of statements. Can you tell me whether or not you agree with them?	
<b>a-</b>	<p>An arm has to be locked away when no one uses it.</p> <p><i>[Ask first if people agree or disagree; and then read out the 3 relevant options in terms of level and circle the interviewee's answer- one only]</i></p>	1. Strongly disagree 2. Disagree 3. Slightly disagree 4. Neither agree nor disagree 5. Slightly agree 6. Agree  99. Don't know  7. Strongly agree

		999. Don't want to answer
<b>b-</b>	<p>An arm has to be loaded when no one uses it.</p> <p><i>[Ask first if people agree or disagree; and then read out the 3 relevant options in terms of level and circle the interviewee's answer- one only]</i></p>	<p>1. Strongly disagree</p> <p>2. Disagree</p> <p>3. Slightly disagree</p> <p>4. Neither agree nor disagree</p> <p>5. Slightly agree</p> <p>6. Agree</p> <p>99. Don't know</p> <p>7. Strongly agree</p> <p>999. Don't want to answer</p>
<b>c-</b>	<p>An arm can be stored in the same place as its ammunition.</p> <p><i>[Ask first if people agree or disagree; and then read out the 3 relevant options in terms of level and circle the interviewee's answer- one only]</i></p>	<p>1. Strongly disagree</p> <p>2. Disagree</p> <p>3. Slightly disagree</p> <p>4. Neither agree nor disagree</p> <p>5. Slightly agree</p> <p>6. Agree</p> <p>99. Don't know</p> <p>7. Strongly agree</p> <p>999. Don't want to answer</p>
<b>d-</b>	<p>An arm needs to be out of reach from others members of the household.</p> <p><i>[Ask first if people agree or disagree; and then read out the 3 relevant options in terms of level and circle the interviewee's answer- one only]</i></p>	<p>1. Strongly disagree</p> <p>2. Disagree</p> <p>3. Slightly disagree</p> <p>4. Neither agree nor disagree</p> <p>5. Slightly agree</p> <p>6. Agree</p> <p>99. Don't know</p> <p>7. Strongly agree</p>

		999. Don't want to answer
18	Have you ever used an arm?	1. Yes 2. No 999. Don't want to answer
19	Have you ever used an arm in front of a child?	1. Yes 2. No 999. Don't want to answer
20	What would you do if you see a child playing with an arm or a bullet?  <i>[Don't read options, let people talk and circle the most relevant response - one answer only]</i>	1. Let him/ her play with it 2. Take it away from him/ her 3. Explain to him/ her the dangers and consequences of playing with arms 4. Leave him/ her the bullet but ask him/ her to stop playing with it 5. Tell his/ her parents/relatives 6. Nothing (not my problem) 7. Other: _____ 99. Don't know 999. Don't want to answer

## VI- PERCEIVED PREVALENCE AND IMPACT OF ARMED VIOLENCE

### Transition:

We would like to know now if you are aware of people in your neighborhood who have been victims of armed violence, that means people who have been directly threatened or aggressed with an arm.

	Questions	Response modalities
21	Do you know, or have you heard about men and boys who have been directly threatened with an arm in your	1. Yes -----> Go To Q22 2. No -----> Go To Q23

	community?	999. Don't want to answer
<b>22</b>	<p><i>If yes to Q21:</i></p> <p>In your opinion, how often does it happen?</p> <p><i>[Read out options, except "don't know" and "don't want to answer" - circle one only]</i></p>	<p>1. Never</p> <p>2. Very rarely</p> <p>3. Sometimes</p> <p>4. Often</p> <p>5. Constantly</p> <p>99. Don't know</p> <p>999. Don't want to answer</p>
<b>23</b>	<p>For men and boys, what would be the main circumstances where violent incidents take place?</p> <p><i>[Don't read options, let people talk and circle the most relevant response - 2 answers maximum]</i></p>	<p>1. During a cattle raids</p> <p>2. During an armed robbery</p> <p>3. At home (unintentional accidents)</p> <p>4. At day-to-day activities (collecting wood, water...)</p> <p>5. Sexually motivated attacks</p> <p>6. Kidnapping/abducting</p> <p>7. Other: _____</p> <p>99. Don't know</p> <p>999. Don't want to answer</p>
<b>24</b>	<p>Do you know, or have you heard about women and girls who have been directly threatened with an arm in your community?</p>	<p>1. Yes -----&gt; Go To Q25</p> <p>2. No -----&gt; Go To Q26</p> <p>999. Don't want to answer</p>
<b>25</b>	<p><i>If yes to Q24:</i></p> <p>In your opinion, how often does it happen?</p> <p><i>[Read out options, except "don't know" and "don't want to answer" - circle one only]</i></p>	<p>1. Never</p> <p>2. Very rarely</p> <p>3. Sometimes</p> <p>4. Often</p> <p>5. Constantly</p> <p>99. Don't know</p>

		999. Don't want to answer
<b>26</b>	<p>For women and girls, what would be the main circumstances where violent incidents take place?</p> <p><i>[Don't read options, let people talk and circle the most relevant response - 2 answers maximum]</i></p>	<p>1. During a cattle raids</p> <p>2. During an armed robbery</p> <p>3. At home (unintentional accidents)</p> <p>4. At day-to-day activities (collecting wood, water...)</p> <p>5. Sexually motivated attacks</p> <p>6. Kidnapping/abducting</p> <p>7. Other: _____</p> <p>99. Don't know</p> <p>999. Don't want to answer</p>
<b>27</b>	<p>Do you know, or have you heard of women or girls who have been direct victims of physical or sexual violence?</p>	<p>1. Yes -----&gt; Go To Q28</p> <p>2. No -----&gt; Go To Q29</p> <p>999. Don't want to answer</p>
<b>28</b>	<p><i>If yes to Q27:</i></p> <p>In your opinion how often does it happen?</p> <p><i>[Read out options - Circle one only]</i></p>	<p>1. Never</p> <p>2. Very rarely</p> <p>3. Sometimes</p> <p>4. Often</p> <p>5. Constantly</p> <p>99. Don't know</p> <p>999. Don't want to answer</p>
<b>29</b>	<p><i>I'm going to read a series of statements. Can you tell me whether or not you agree with them?</i></p>	
<b>a-</b>	<p>A husband is justified in hitting or beating his wife when he wants</p> <p><i>[Ask first if people agree or disagree; and then read out the 3 relevant options in terms of level and circle the interviewee's answer]</i></p>	<p>1. Strongly disagree</p> <p>2. Disagree</p> <p>3. Slightly disagree</p> <p>4. Neither agree nor disagree</p> <p>5. Slightly agree</p>

		<p>6. Agree</p> <p>7. Strongly agree</p> <p>999. Don't want to answer</p>
<b>b-</b>	<p>A man can use an arm to threaten a woman, in order to get what he wants</p> <p><i>[Ask first if people agree or disagree; and then read out the 3 relevant options in terms of level and circle the interviewee's answer]</i></p>	<p>1. Strongly disagree</p> <p>2. Disagree</p> <p>3. Slightly disagree</p> <p>4. Neither agree nor disagree</p> <p>5. Slightly agree</p> <p>6. Agree</p> <p>7. Strongly agree</p> <p>999 Don't want to answer</p>
<b>c-</b>	<p>A man can have a sexual relationship with his wife as often as he wants in a day</p> <p><i>[Ask first if people agree or disagree; and then read out the 3 relevant options in terms of level and circle the interviewee's answer]</i></p>	<p>1. Strongly disagree</p> <p>2. Disagree</p> <p>3. Slightly disagree</p> <p>4. Neither agree nor disagree</p> <p>5. Slightly agree</p> <p>6. Agree</p> <p>7. Strongly agree</p> <p>999. Don't want to answer</p>
<b>d-</b>	<p>Aggressing women or girls can be a reward for the courageous Warriors/ Ngorokos/ or Morans who fight.</p> <p><i>[Ask first if people agree or disagree; and then read out the 3 relevant options in terms of level and circle the interviewee's answer]</i></p>	<p>1. Strongly disagree</p> <p>2. Disagree</p> <p>3. Slightly disagree</p> <p>4. Neither agree nor disagree</p> <p>5. Slightly agree</p> <p>6. Agree</p> <p>7. Strongly agree</p> <p>999. Don't want to answer</p>



**Transition:**

We are not discussing anymore about men or women but about armed violence in general...

	Questions	Response modalities
<p><b>30</b></p>	<p>According to you, what are the consequences of armed violence at individual and household levels?</p> <p><i>[Don't read options, let people talk and circle the most relevant response -3 answers maximum]</i></p>	<p>1. Deaths</p> <p>2. Physical or sensory impairment</p> <p>3. Trauma (mental disorders, fear...)</p> <p>4. Unwanted pregnancies</p> <p>5. Reduce income generating activities</p> <p>6. Restricted access to living resources</p> <p>6. School drop-out</p> <p>7. Shame on family</p> <p>9. Discrimination (e.g. exclusion of social events)</p> <p>10. No consequence</p> <p>8. Other: _____</p> <p>99. Don't know</p> <p>999. Don't want to answer</p> <p>1. Physical &amp; psychological effects</p> <p>2. Economic effect</p> <p>3. Social effect</p> <p>4. No effect</p>
<p><b>31</b></p>	<p>According to you, what are the consequences of armed violence at the community level?</p> <p><i>[Don't read options, let people talk and circle the most relevant response -3 answers maximum]</i></p>	<p>1. Less social cohesion</p> <p>2. Poor infrastructure</p> <p>3. Slows development (economic opportunities)</p> <p>4. Loss of resources (livestock)</p> <p>5. Social disorganization (young widows, death of young men, broken marriages...)</p> <p>6. Feeling of fear, insecurity and feeling</p>

	unsafe 7. Displacement 8. Increased HIV/AIDS, or other infectious disease prevalence 9. Other: _____ 10. No consequence 99. Don't know 999. Don't want to answer
--	--

## VII- INCIDENT REPORTING

### Transition:

We have talked about victims of violence. We'd like to now discuss what options exist to report these kind of incidents, for men as well as women.

	Questions	Response modalities
32	Do you know if there are any people or structures, in or near to, your community, to help people who have been victims of armed violence?	1. Yes 2. No 999. Don't want to answer
33	If yes, what people or structures are there?  <i>[Don't read options, let people talk and circle the most relevant response - 3 answers maximum - Please don't forget to write the order of the answers from 1 to 3]</i>	1. Police: n°: ____ 2. Community Peace Representatives: n°: ____ 3. District Peace Committees: n°: ____ 4. Council of Elders: n°: ____ 5. Village Elder: n°: ____ 6. Church: n°: ____ 7. Alternative structures (e.g. JPC or FPFK) : n°: ____ 8. Chief: n°: ____

		<p>9. Nyumba kumi representatives: n°: ____</p> <p>10. Gender recovery center: n°: ____</p> <p>11. Others: _____ : n°: ____</p> <p>99. Don't know</p> <p>999. Don't want to answer</p>
<b>34</b>	<p>What happens when people report violent incidents?</p> <p><i>[Read out options - Circle one only]</i></p>	<p>1. Nothing changes</p> <p>2. Things get worse</p> <p>3. Things get better</p> <p>4. Other: _____</p> <p>99. Don't know</p> <p>999. Don't want to answer</p>
<b>35</b>	<p>If you were a victim of armed violence would you report the incident?</p>	<p>1. Yes -----&gt; <i>Go to Q36</i></p> <p>2. No -----&gt; <i>Go to Q37</i></p> <p>999. Don't want to answer</p>
<b>36</b>	<p><i>If yes to Q35:</i></p> <p>To who?</p> <p><i>[Don't read options, let people talk and circle the most relevant response - 3 answers maximum - Please don't forget to write the order of the answers from 1 to 3]</i></p>	<p>1. Police: n°: ____</p> <p>2. Community Peace Representatives: n°: ____</p> <p>3. District Peace Committees: n°: ____</p> <p>4. Council of Elders: n°: ____</p> <p>5. Village Elder: n°: ____</p> <p>6. Church: n°: ____</p> <p>7. Alternative structures (e.g. JPC or FPFK) : n°: ____</p> <p>8. Chief: n°: ____</p> <p>9. Nyumba kumi representatives: n°: ____</p> <p>10. Parents or relatives : n°: ____</p> <p>11. Teacher: n°: ____</p>

		12. Others: _____ : n°: ____  99. Don't know  999. Don't want to answer
<b>37</b>	<p><i>If no to Q35:</i></p> <p>Why not?</p> <p><i>[Don't read options, let people talk and circle the most relevant response - 2 answers maximum - Please don't forget to write the order of the answers from 1 to 2]</i></p>	<p>1. I don't trust the authorities: n°: ____</p> <p>2. I'm too afraid to talk about it: n°: ____</p> <p>3. It could bring shame to my family: n°: ____</p> <p>4. It's embarrassing: n°: ____</p> <p>5. It's not effective / won't change anything: n°: ____</p> <p>6. Distance: n°: ____</p> <p>7. I don't want to talk about it: n°: ____</p> <p>8. I don't want to report to a man: : n°: ____</p> <p>9. Other : _____ : n°: ____</p> <p>99. Don't know</p> <p>999. Don't want to answer</p>

## VIII- INFORMATION

### Transition:

We would like to know your access to information about armed violence...

	Questions	Response modalities
<b>38</b>	Do you feel well informed about armed violence related risks?	1. Yes  2. No  999. Don't want to answer
<b>39</b>	What are the 2 main sources of information that you think can most effectively reach people with information on armed violence reduction?	1. School  2. Church  3. Radio

	<p><i>[Read out options - 2 answers only]</i></p>	<p>4. Family</p> <p>5. Council of Elders</p> <p>6. Newspaper</p> <p>7. Civil society organizations</p> <p>7. Other: _____</p> <p>99. Don't know</p> <p>999. Don't want to answer</p>
--	---	--

**Transition:**

Finally, I'd like to ask quick questions about you and your family. Remember this information is confidential.

IX- SOCIO-DEMOGRAPHIC INFORMATION		
	Questions	Response modalities
<b>40</b>	Sex of the interviewee:  <i>[Interviewer observation]</i>	1. Female  2. Male
<b>41</b>	How old are you?  _____ Years-old  <i>[If the interviewee doesn't know his/her age]: Could you tell me which category you think you belong to?</i>  <i>[Read out options]</i>	1. Youth: 12-17 yo 2. Young adult: 18-25 yo 3. Adults: 26-59 yo 4. Elderly: 60 yo and above
	<i>[Please code directly the age category following the previous answers]</i>	1. Youth and young adult 2. Adults and elderly
<b>42</b>	What is your marital status?  <i>[Read out options - Circle one]</i>	1. Never married - Single 2. Currently married 3. Separated  4. Divorced 5. Widowed  999. Don't want to answer

43	Do you have any children?	1. Yes 2. No	
44	Have you ever attended school?	1. Yes ----- -> 2. No	<i>If yes, what is the highest level that you have completed in school? [Read out options]</i>  1. Primary 2. Secondary 3. University 999. Don't want to answer
45	What is your main occupation?	1. Independent worker (business) 2. Employee (government, administration) 3. Employee (other) 4. Armed forces occupations (army, police) 5. Farmer/ Pastoralist 6. Craft and related handy work 7. Retired 8. Student (still in school)/Apprentice 9. Unemployed/ No occupation at all 10. House wife/ husband 11. Religious or traditional position 12. Others: _____ 999. Don't want to answer	
46	How regular are your income resources?	1. Regular 2. Sometimes irregular 3. Very irregular	
47	Does your household own any cattle?	1. Yes 2. No	

**Please tell me what you think the role is of security agencies in your community?**  
*(If the respondent is unsure what security agencies means, please let them know it means anyone involved in security such as police, Kenya police reserve, chiefs etc).*

---

---

---

---

---

---

---

---

**If you became aware of, or were involved in, an armed violence incident, what would you do?** *(Please make sure NOT to prompt the respondent by saying "would you report it" etc, if they are unsure how to answer this question simply encourage them to give the best answer they can and reassure them there is no right or wrong answer).*

---

---

---

---

---

---

---

---

**Close the interview:**  
Thank the person for participating and ask them if they enjoyed the interview.







## **An impact assessment of the armed violence reduction project in North Western Kenya**

---

This report discusses an impact assessment of the armed violence reduction (AVR) project in North Western Kenya.

The impact assessment was made possible via the administration of the Pre & Post-Impact Assessments (PIA) survey.

The PIA survey was designed for two purposes. Firstly, it was designed to establish a baseline on:

- i) the levels of community knowledge regarding small arms and sexual and gender based violence,
- ii) the perceived prevalence of armed violence in the targeted regions,
- iii) the safety perceptions within the targeted communities, and
- iv) the knowledge within the targeted communities of appropriate reporting and security structures.

The second function of the PIA was to act as an impact assessment tool of the five-month AVR project.

The current publication focuses entirely on the impact assessment of the AVR project and the development of recommendations for future implementation phases.

---

**Handicap International**  
**138, avenue des Frères Lumière**  
**CS 88379**  
**69371 Lyon cedex 08**  
**France**  
**[publications@handicap-international.org](mailto:publications@handicap-international.org)**  
**[www.handicap-international.org](http://www.handicap-international.org)**

