

PowerPoint Slides

What Works and What Doesn't When Teaching Large Classes?

Presented by:

Ken Alford, Ph.D. and Tyler Griffin, Ph.D.





Presenter Bios:

Kenneth L. Alford, Ph.D., is an Associate Professor of Church History and Doctrine at Brigham Young University. After serving almost 30 years on active duty in the U.S. Army, he retired as a Colonel in 2008. While on active duty, Ken served in numerous personnel, automation, acquisition, and education assignments, including eight years teaching computer science and information technology at the United States Military Academy at West Point, New York and four years as Professor and Department Chair of the Strategic Leadership Department at the National Defense University in Washington, DC.



Tyler J. Griffin, Ph.D., is an assistant professor at Brigham Young University. With degrees in Electrical Engineering and Instructional Technology, combined with 18 years of professional teaching experience, Tyler has three major focal points in his work: (1) Best practices for teaching & learning (2) Best uses of technology to increase the scope and scale of learning, and (3) best practices for teacher development/in-service.



Need tech help?

Please call our Customer Service department at (800) 433-0499 ext.2 or email them at support@magnapubs.com.

©2014 Magna Publications Inc.

All rights reserved. It is unlawful to duplicate, transfer, or transmit this program in any manner without written consent from Magna Publications.

The information contained in this online seminar is for professional development purposes but does not substitute for legal advice. Specific legal advice should be discussed with a professional attorney.

To make this program available to all your faculty and staff, contact Magna's Customer Service department at 1-800-433-0499 ext. 2 and ask about our Campus Access License.



What Works and What Doesn't When Teaching Large Classes?



Copyright ©
2014
Magna
Publications



The Presenters



KENNETH L. ALFORD, PH.D.
Associate Professor
Brigham Young University
Colonel, U.S. Army (Retired)



TYLER GRIFFIN, PH.D.
Assistant Professor
Brigham Young University



2


2


During the Semester


- Don't let students become lost in the crowd
- Employ ongoing accountability for all students
- Don't do for students what they can do for themselves
- Maintain a dynamic online syllabus



3

Immediately Before Class	
<ul style="list-style-type: none"> • Arrive early • Recapture “dead time” • Consider using music • Delegate tasks to students • Start on time • Don’t give critical announcements too early 	

During Class	
<ul style="list-style-type: none"> • Make Lesson 1 “content memorable” • Maintain “a pulse” on your class (and change pace dynamically) • Create cognitive vacuums (“Keep them on their toes”) 	<div style="display: flex; align-items: center; justify-content: center;"> <div style="border: 1px solid black; padding: 5px; margin-right: 10px;"> Like it or not, you’re an entertainer </div>  </div>

Teacher as Entertainer	
<ul style="list-style-type: none"> • “Mix it up” <ul style="list-style-type: none"> • Voice inflection • Physical movement • Facial expression • Proximity teaching • Speed of delivery • Humor 	

Story Telling


Everyone loves a good story...



7

Reach Out to Introverts

- Introverts don't think out loud
- They like time "to process and prepare"
- They don't like being singled-out
- Keep your classroom "safe"
- Consider using writing exercises



8

Why Have Students Write?

"The learning sciences have discovered that when learners **externalize** and **articulate** their **developing knowledge**, they learn more effectively. ..."



Benefits of Writing

"This is more complex than it might sound, because it's not the case that learners first learn something, and then express it. Instead, **the best learning takes place when learners articulate their unformed and still developing understanding**, and continue to articulate it throughout the process of learning."



R. Keith Sawyer,
Cambridge Handbook of The Learning Sciences, 12



10

"Short Writes"

- 2-minute summary
- Bumper stickers
- Headlines
- Tweets



In-class writing assignments can be reflective, persuasive, or perspective focused.



11

Individual Responses

- "Raise your hand"
- Anonymous response systems
- Head-down poll
- 1-to-10 "finger exercise"
- Roman gladiator ratings



12

Small Group Work

- Use topics where students can share
- Don't pool ignorance
- Small group consensus polling
- Think-Pair-Share



13

Whole Class Activities

- Persuasive debate
- Primed student co-conspirators
- Reader's theaters (humanities)
- Role playing
- Judge and jury
- Game show



14

Class Discussion

- Importance of being heard
- Coach students
- Recognize the power of location teaching



15

Question Mechanics

- Balance “shotgun” vs. “rifle” questions
- Vary question complexity
- Use “Goldilocks questions”
 - Not too hard
 - Not too easy
 - Just right



16

Find the Sweet Spot

- Between stretching students & embarrassing them
- Between “teacher talk” & student response



17

During Class

- Use the power of examples and non-examples
- Reach and teach the back row
- Share information multiple times and ways
- Learn as many names as you can
- Use proximity teaching



18

In-Class Demos

- There's something about "doing it live"
- Magnify your object lessons



19

Dealing with student challenges

Two words to change your career

"I've noticed..."

Give students an opportunity to "own it"



20

Tell us what you think

[https://
www.surveymonkey.com/s/
largeclasses](https://www.surveymonkey.com/s/largeclasses)

Thank you!



21
