

Yale University

## EliScholar – A Digital Platform for Scholarly Publishing at Yale

---

Cowles Foundation Discussion Papers

Cowles Foundation

---

4-1-2018

### The Persistent Power of Promises

Florian Ederer

Frédéric Schneider

Follow this and additional works at: <https://elischolar.library.yale.edu/cowles-discussion-paper-series>



Part of the [Economics Commons](#)

---

#### Recommended Citation

Ederer, Florian and Schneider, Frédéric, "The Persistent Power of Promises" (2018). *Cowles Foundation Discussion Papers*. 144.

<https://elischolar.library.yale.edu/cowles-discussion-paper-series/144>

This Discussion Paper is brought to you for free and open access by the Cowles Foundation at EliScholar – A Digital Platform for Scholarly Publishing at Yale. It has been accepted for inclusion in Cowles Foundation Discussion Papers by an authorized administrator of EliScholar – A Digital Platform for Scholarly Publishing at Yale. For more information, please contact [elischolar@yale.edu](mailto:elischolar@yale.edu).

THE PERSISTENT POWER OF PROMISES

By

Florian Ederer and Frédéric Schneider

April 2018

COWLES FOUNDATION DISCUSSION PAPER NO. 2129



COWLES FOUNDATION FOR RESEARCH IN ECONOMICS  
YALE UNIVERSITY  
Box 208281  
New Haven, Connecticut 06520-8281

<http://cowles.yale.edu/>

# The Persistent Power of Promises<sup>\*</sup>

Florian Ederer<sup>†</sup>

Frédéric Schneider<sup>‡</sup>

Yale University

Yale University

April 30, 2018

## Abstract

This paper investigates how the passage of time affects trust, trustworthiness, and cooperation. We use a hybrid lab and online experiment to provide the first evidence for the persistent power of communication. Even when 3 weeks pass between messages and actual choices, communication raises cooperation, trust, and trustworthiness by about 50 percent. Lags between the beginning of the interaction and the time to respond do not substantially alter trust or trustworthiness. Our results further suggest that the findings of the large experimental literature on trust that focuses on laboratory scenarios in which subjects are forced to choose their actions immediately after communicating, may translate to more ecologically valid settings in which individuals choose actions outside the lab and long after they initially made promises.

Keywords: Trust, promises, persistence, trustworthiness, delay, experiment

JEL codes: A13, C91, D03, C72, D64, K12

---

<sup>\*</sup>We thank Antonio Arechar, Nadja Jehli, David Rand, Alexander Stremitzer, Roberto Weber, and Jacqueline Würth for helpful comments and Lucas Molleman for lioness programming support.

<sup>†</sup>Yale School of Management, Yale University, 165 Whitney Avenue, New Haven, CT 06511, U.S.A., [florian.ederer@yale.edu](mailto:florian.ederer@yale.edu).

<sup>‡</sup>Yale School of Management, Yale University, 165 Whitney Avenue, New Haven, CT 06511, U.S.A., [fred-eric.schneider@yale.edu](mailto:fred-eric.schneider@yale.edu).

# 1 Introduction

Trust is the foundation for many social and economic interactions and acts as “an important lubricant of the social system” (Arrow, 1974). In particular, when contractual or reputational incentives are weak, trust between the two parties that either side will hold up their end of the bargain becomes particularly important. Trust often has to be repaid later, and promises have to be made good only after some time has passed. Indeed, the very purpose of promises is to foster the belief in *future* actions.<sup>1</sup>

Casual observation suggests that the more the act of trust, or the promise, recedes into the past, the likelier it is for the promisee to neglect her obligation and to behave opportunistically. For example, a stereotype about politicians is that they promise everything to get elected, but over time conveniently “forget” their promises. The German post-war chancellor Konrad Adenauer famously uttered “What do I care about my chitchat from yesterday?” (Weymar, 1955). Proverbs from various cultures such as “Evening promises are like butter: morning comes, and it’s all melted.” or “Promises are like the full moon, if they are not kept at once they diminish day by day.” also encapsulate this view.<sup>2</sup> In an organizational context, Paine (2004) argues that “most companies are simply not designed to remember and keep promises over time.” This paper provides the first experimental evidence for the robustness of trust, trustworthiness, and promises over time. We document that communication has a large effect on trust and trustworthiness that remains remarkably persistent over time.

Trust has been extensively studied in laboratory experiments, mostly using the trust game (Berg et al., 1995). In this game, an “investor” can send an amount of money to a “trustee.” The amount of money is multiplied so that sending money is socially efficient. The trustee, however, is free to return money to the investor or not, introducing an element of moral hazard. The game is seen as a vehicle to study trust (amount sent by investor) and trustworthiness (amount sent back by the trustee). Many studies find that trustees behave, on average, trustworthily: they honor the trust that investors put in them by sending back a substantial part of the money. A recent meta-analysis (Johnson and Mislin, 2011) counted 162 replications of the original game, all showing the same pattern. This appears to be good news, as it suggests that many real-world problems of hidden information or

---

<sup>1</sup>The word’s Latin roots ‘pro-’ (forward) and ‘mittere’ (send) also reflect this crucial timing aspect.

<sup>2</sup>See Braude (1965) and Hourani (2012), respectively.

hidden action can be mitigated through trust and trustworthiness. Better still, several recent studies offer experimental evidence that pre-play messages by trustees (e.g., promises), even if they come in the form of mere cheap talk, considerably enhance trust and subsequent levels of cooperation in experimental trust and dictator games (Ellingsen and Johannesson, 2004; Charness and Dufwenberg, 2006; Vanberg, 2008; Ben-Ner and Putterman, 2009; Charness and Dufwenberg, 2011; Serra-Garcia et al., 2013; Ismayilov and Potters, 2016; Ederer and Stremitzer, 2017; Di Bartolomeo et al., 2017; Bhattacharya and Sengupta, 2017; Casella et al., 2018).<sup>3</sup> Although these messages are non-binding, they seem to sharpen trustees' sense of obligation or the amount of guilt that is attached to letting the investor down.

However, all these studies are limited in one important dimension: time. In previous lab experiments on trust games (with and without communication) hardly any time passes in the period after the investor's choice and (if possible) the trustee's communication and before the trustee's choice (in particular, the choice to deliver on any previously sent promise). It is thus possible that the very short horizon in lab situations between trustee messages and investor choices on the one hand and trustee choices on the other hand vastly overestimates the extent of reciprocity and trustworthiness that we may expect in everyday interactions.<sup>4</sup>

Promises may be less and less likely to be kept over time if an individual is a sequence of short-term selves (Fudenberg and Levine, 2006) because one's present self is more similar to yesterday's (tomorrow's) self than to one's self ten years ago (ten years into the future) and therefore such an individual may remember (anticipate) more about, and empathize more with, selves from the recent past (near future) than those from the more distant past (future) (Bénabou and Tirole, 2004). The philosopher Derek Parfit argues that, because psychological connectedness between selves diminishes over time, moral obligations of promises are stronger over the short term than over the long term (Parfit, 1973). This is of course a normative theory, but its descriptive value remains an empirical question.<sup>5</sup>

---

<sup>3</sup>Notable contributions to the broader literature on promise-keeping in political sciences and social psychology include Ostrom et al. (1992), Kerr and Kaufman-Gilliland (1994), Sally (1995), and Bicchieri and Lev-On (2007).

<sup>4</sup>Some studies investigate the effect of time pressure and very short delays (up to 15 minutes) on decisions in social dilemmas (Cone and Rand, 2014; Neo et al., 2013; Rand et al., 2014; Bouwmeester et al., 2017). Other studies delay *payments*, but not decisions in experimental social dilemmas (Kovarik, 2009; Andreoni and Serra-Garcia, 2016; Dreber et al., 2016). In all these studies, however, all decisions are still made immediately, during the laboratory session, and effects on behavior are mixed.

<sup>5</sup>Although some psychological studies find behavioral effects consistent with the theory of psychological connectedness between multiple selves (Bartels and Rips, 2010; Van Gelder et al., 2013), the only existing test in economics

To investigate how the passage of time affects trust, trustworthiness, and the power of communication (and promises in particular) we use a one-shot, two-person trust game with pre-play communication introduced by [Charness and Dufwenberg \(2006\)](#). The main innovation of our paper is the introduction of a delay between a) the trustee’s message and the investor’s choice, and b) the trustee’s decision whether to reciprocate. Trustees in our experiment made their choice either (i) *immediately* during the laboratory session (as is common in all previous trust game studies), or (ii) within 24 hours *after leaving the laboratory*, or (iii) in a 24 hour window *21 days after the laboratory session*. This allows us to analyze the differential impact of time of trust, trustworthiness, and promise-keeping, and to compare the new results to the standard laboratory scenario.

Consistent with previous contributions, we find that communication raises cooperation by about 50 percent. In addition, we find that behavior in trust games without pre-play communication is essentially unaffected by the additional delay introduced as part of our experimental design. Most importantly, our results indicate that the increase in cooperation, trust and trustworthiness resulting from communication is not diminished even when 3 weeks pass before the trustee’s actual decision. Thus, we provide the first evidence for the lasting power of communication and promises in particular. Our results further suggest that the findings of previous laboratory studies on trust and communication extend to more ecologically valid scenarios in which subjects choose actions outside the lab and long after they made promises.

The remainder of the paper proceeds as follows. Section 2 describes our experimental design. Section 3 presents our experimental results. Section 4 offers concluding remarks.

## 2 Experimental Design

We use the one-shot, two-person trust game introduced by [Charness and Dufwenberg \(2006\)](#). Figure 1 shows the game tree. The investor (“he”) has two options: choosing a safe outside option (“OUT”) with equitable but relatively low payoffs (\$15 for each player); or choosing to continue the game (“IN”). If the investor chooses IN, the trustee (“she”) has two options: one that generates a high payoff for herself (\$42) but no money at all for the investor (“DON’T ROLL”); and one where she receives \$30, and the investor’s payoff depends on a lottery (or virtual die roll) with a 5/6 chance

---

finds no explanatory power of psychological connectedness on intertemporal choice in individual decision-making ([Frederick, 2003](#)).

of gaining \$36 and a  $1/6$  chance of receiving nothing (“ROLL”). Thus, the selfish decision for the trustee is to choose DON’T ROLL. If the investor nonetheless chooses IN, he has to trust that the trustee deviates from the selfish choice and instead chooses ROLL.<sup>6</sup>

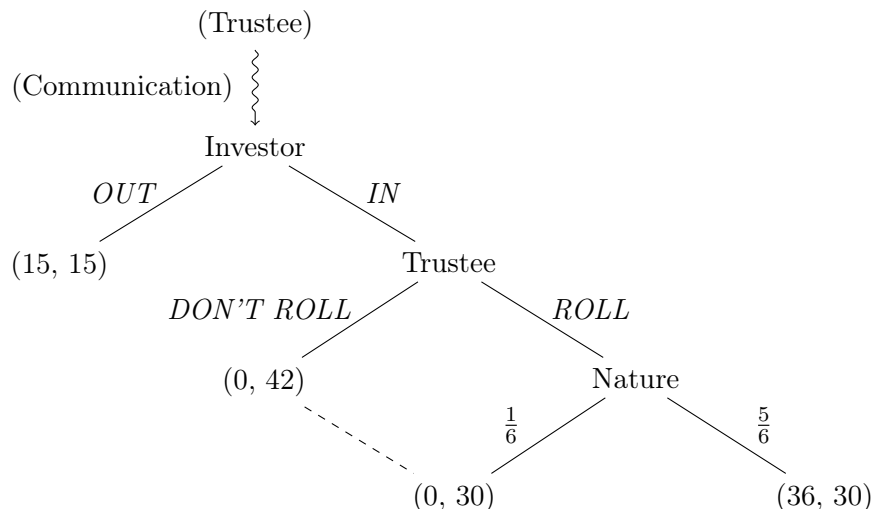


Figure 1: Game Tree. Note the information set for the investor between “Don’t Roll” and the negative die roll outcome. In both cases, the investor receives 0. In COMM conditions, the trustee can send a message before the investor makes her decision. In the NOCOMM conditions, the trustee cannot send a message.

Following [Charness and Dufwenberg \(2006\)](#), our first set of treatment conditions adds a communication stage before the investor’s choice. Depending on the treatment condition, the trustee can either write a free-form message to the investor before the investor makes her decision (COMM) or not (NOCOMM). COMM gives the trustee the opportunity to communicate any message she desires. For example, she may promise that she will choose ROLL. The investor, however, only observes her own payoff, which means that she remains uncertain whether the trustee chose ROLL or DON’T ROLL since even in this case there is a  $1/6$  chance of the investor receiving nothing.

The trustee makes her decision not knowing whether the investor has chosen IN or OUT. This allows us to record choices for all trustees, not just for those trustees paired with an investor who chose IN.

Finally, we allow subjects to submit a mixed strategy, with the probability of IN (ROLL) ranging from 0 to 1 in increments of 0.1. Specifically, subjects had a menu of 10 IN/OUT (ROLL/DON’T

<sup>6</sup>Instructions were framed neutrally with the investor referred to as “person A” and the trustee as “person B.”

ROLL) radio buttons. After they made their decision the computer chose one of the choices at random to count as the final decision.<sup>7</sup>

## 2.1 Delayed Decision

Our primary experimental manipulation—and critical departure from the design of [Charness and Dufwenberg \(2006\)](#)—introduces a delay before the trustee’s decision. All participants had to complete two short, web-based questionnaire forms, Q1 and Q2, in addition to the laboratory session. The primary purpose of these two questionnaires was to elicit trustee decisions at two different delayed points in time after the lab session had ended. To hold the structure of the experiment constant across conditions and subject roles, every participant had to complete Q1 and Q2 which slightly differed in content.<sup>8</sup>

Subjects could access Q1 *in a 24 hour window after leaving the laboratory*, and Q2 in a 24 hour window *21 days after the laboratory session*. To minimize attrition, we created strong monetary incentives to complete the online part of the study. At the end of the laboratory session, subjects only received their show-up fee, and all the remaining payments only after completing both online questionnaires. Depending on the condition, the trustee chose ROLL/DON’T either just before filling out Q1 (EARLY), or just before filling out Q2 (LATE). In an additional condition, we administered Q1 *at the end of the laboratory session*, so that trustees made their decision while still in the laboratory (IMM).

The crucial identification of the delay effect is the comparison between the EARLY and LATE conditions. We conducted the IMM condition to compare our results to the usual experimental setting of trust games, where subjects make all their decisions at once, during the laboratory session. We kept the decision-making process as similar to the EARLY and LATE conditions as possible. Most importantly, in the IMM condition, subjects filled out the same browser-based questionnaire they would have seen in the other conditions, they still had to complete the Q2 questionnaire three weeks later, and they were paid only after completion of Q2. However, other aspects of the decision environment cannot be kept constant: in IMM sessions, trustees were still in the laboratory and

---

<sup>7</sup>As we show in Section 3 subjects made little use of this more nuanced strategy space.

<sup>8</sup>Q1 elicited subjects’ first- and second-order beliefs and asked for free-form explanations of their laboratory decisions; Q2 revealed the existence of the other delay condition and asked for subjects’ beliefs about the other delay. See Appendix A for a detailed timeline of tasks and questions in the lab part and the questionnaires (Q1 and Q2) part of the experiment.



made their decisions with the investors and the experimenter still in the same room, which in itself may increase their propensity to choose ROLL.

Our  $2 \times 3$  between-subjects design yields six different conditions:

- No Communication: NOCOMM-IMM, NOCOMM-EARLY, NOCOMM-LATE
- Communication: COMM-IMM, COMM-EARLY, COMM-LATE

## 2.2 Procedures

We conducted 40 experimental sessions with a total of 707 student subjects at the University of Zurich and at Yale University.<sup>9</sup> Subjects were assigned to visually partitioned computer terminals. At each terminal they found paper instructions, which were also read aloud by the experimenter. Questions were answered individually at the subjects' seats. Subjects interacted with another randomly chosen participant from the same session. All subjects were paid after 21 days with Amazon gift vouchers.<sup>10</sup> The experiment was programmed and conducted with the software z-Tree (Fischbacher, 2007).

## 3 Results

### 3.1 Subject Behavior

#### 3.1.1 Attrition

Despite the significant time delay between the two parts of the experiments attrition rates are very low. Only 0.8 percent of trustees (2.3 percent of investors) did not complete Q1 (the first of the two surveys). 5.1 percent of trustees (7.4 percent of investors) did not complete Q2 (the second survey, administered three weeks after the initial session). By design, the Q1 attrition rate is zero for trustees in the IMM conditions. For trustees in the EARLY delay condition, the Q1 attrition rate is 1.7 percent whereas for trustees in the LATE delay, the Q2 attrition rate is 3.3 percent.

---

<sup>9</sup>Three subjects participated twice in this experiment due to walk-ins at the Yale lab. We removed their second appearance in the data.

<sup>10</sup>For the Zurich sessions, the money was mailed in cash to the recipients. The US dollar amounts were paid out at a ratio of 1:1 in Swiss francs. The exchange rate at the time of the experiment was about 0.966 CHF/USD.

These low attrition rates are due to our experimental design which provided strong incentives to complete the additional surveys.

### 3.1.2 Choices

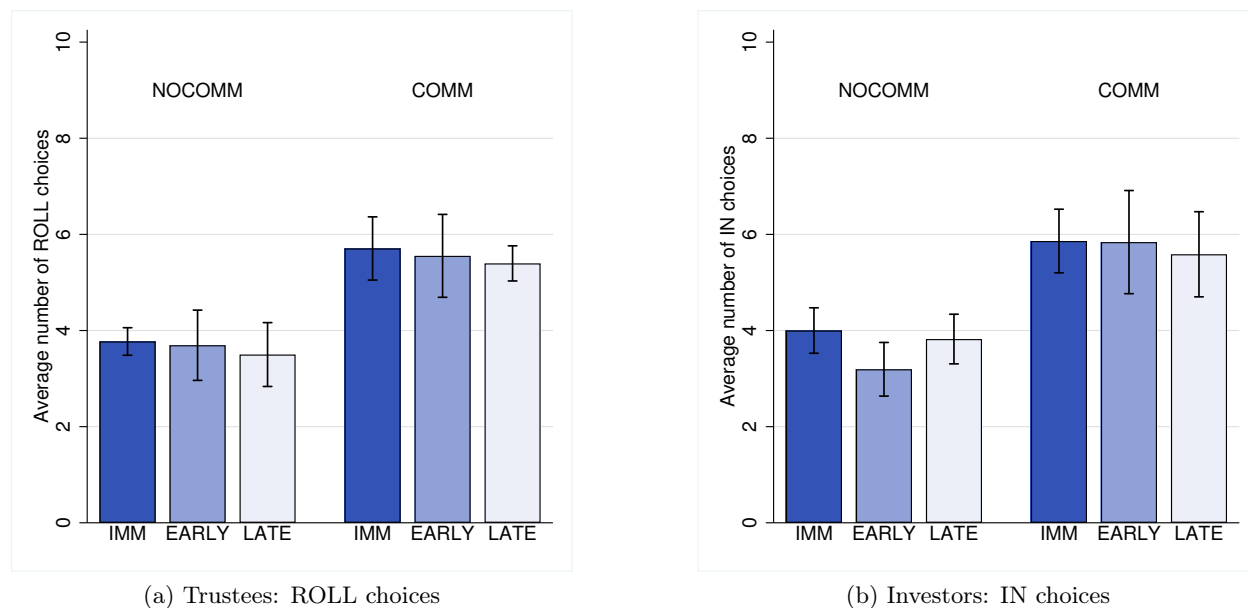


Figure 2: Roll Decisions; In Decisions. Error bars indicate standard errors, allowing for clustered errors on the session level.

We first study the behavior of trustees in our six treatment conditions. Panel (a) of Figure 2 shows the number of times a trustee chooses ROLL. When there is no communication trustees choose to roll on average between 38 percent to 35 percent of the time while this number increased to around 55 to 58 percent of the time when communication was possible. These effects of communication are statistically significant for all three delay conditions (Mann-Whitney rank-sum test:  $p$ -values 0.019, 0.017, 0.034). As expected, with immediate choices communication greatly and significantly increases cooperation by trustees by about 20 percentage points (or 50 percent), consistent with previous studies on trust games with pre-play communication. More surprisingly, however, this positive effect of communication persists over time and is essentially unchanged across the three delay conditions. In contrast, within both NOCOMM and COMM conditions the time delay between the initial session and the roll decision has only a negligibly small and statistically insignificant effect on roll rates.

Panel (b) shows that investors are significantly more trusting when communication is possible. In the treatments with communication investors increase their IN choices by roughly 20 percentage points, that is, a large increase comparable in size to the increase in ROLL choices. This effect is again almost uniform across the different delay treatments and mirrors the pattern shown in Panel (a). Communication significantly raises the rate of opt-in choices in all three delay conditions ( $p$ -values 0.015, 0.001, 0.018), but within both NOCOMM and COMM conditions there is no significant difference behavior due to different time delay.

Figure 2 also suggests that neither trustworthiness nor trust decline substantially across the different delay conditions. All twelve pairwise comparisons between delay conditions are statistically insignificant.<sup>11</sup>

Table 1 reports the regression analysis estimates which confirm the visual impression. The omitted category is IMM. Communication raises the ROLL rate by 1.80 ROLL choices in the IMM condition ( $p = 0.007$ ), by 1.91 in EARLY ( $p = 0.089$ ), and by 1.77 in LATE ( $p = 0.006$ ).<sup>12</sup> Again, delay has no discernible effect. There is no statistical difference between the IMM and EARLY conditions (NOCOMM:  $p = 0.719$ , COMM:  $p = 0.859$ ), IMM and LATE ( $p = 0.658$ ,  $p = 0.565$ ), or EARLY and LATE ( $p = 0.983$ ,  $p = 0.854$ ).

The same pattern emerges from the second column, where we analyze investors' IN decisions. Communication significantly raises trust in all three delay conditions (IMM:  $p = 0.005$ , EARLY:  $p = 0.005$ , LATE:  $p = 0.019$ ), and with the exception of the dip in the NOCOMM-EARLY treatment we do not find any substantial differences across delay conditions.<sup>13</sup>

In these regressions, we included two controls for time and risk preferences, as well as age and gender of the participant.<sup>14</sup> Older participants tend to be both more trusting and more trustworthy. Furthermore, more risk tolerant participants tend to be more trusting.

---

<sup>11</sup>Mann-Whitney rank-sum tests (a) ROLL: NOCOMM: IMM-EARLY  $p = 0.663$ , IMM-LATE  $p = 0.470$ , EARLY-LATE  $p = 0.833$ ; COMM: IMM-EARLY  $p = 0.843$ , IMM-LATE  $p = 0.622$ , EARLY-LATE  $p = 0.778$ . (b) IN: NOCOMM: IMM-EARLY  $p = 0.233$ , IMM-LATE  $p = 0.625$ , EARLY-LATE  $p = 0.540$ ; COMM: IMM-EARLY  $p = 0.882$ , IMM-LATE  $p = 0.684$ , EARLY-LATE  $p = 0.762$ .

<sup>12</sup>We report Wald tests whenever we test linear combinations of coefficients.

<sup>13</sup>IMM vs. EARLY: NOCOMM  $p = 0.091$ , COMM  $p = 0.932$ ; IMM vs. LATE:  $p = 0.569$ ,  $p = 0.659$ ; EARLY vs. LATE:  $p = 0.076$ ,  $p = 0.699$ .

<sup>14</sup>We presented subjects with two multiple-price lists (MPLs) at the end of the laboratory session, one measuring risk preference (MPL-R) and the other time preference (MPL-T). The MPL-R task asked for subjects' certainty equivalent for a 50-50 lottery between \$15 and \$0, the MPL-T task asked for their preference between a fixed \$10 early payment and a late payment that varied between \$10 and \$15.

Table 1: Behavior of Trustees and Investors

	ROLL	IN
EARLY	-0.281 (0.774)	-0.912* (0.527)
LATE	-0.299 (0.671)	-0.276 (0.480)
COMM	1.800*** (0.638)	1.828*** (0.618)
EARLY $\times$ COMM	0.105 (1.282)	0.997 (1.135)
LATE $\times$ COMM	-0.035 (0.874)	-0.084 (0.936)
Time Preference	0.106 (0.080)	-0.050 (0.075)
Risk Preference	0.169 (0.163)	0.599*** (0.100)
Age (years) $i$	0.084** (0.034)	0.093*** (0.030)
Female	-0.480 (0.489)	0.290 (0.428)
Constant	-0.005 (1.418)	-2.014 (1.313)
adj. R-squared	0.054	0.151
N	353	353
Clusters	40	40

\*  $p < 0.10$ , \*\*  $p < 0.05$ , \*\*\*  $p < 0.01$

OLS regressions, standard errors adjusted for clustering on the session level. Risk preference: number of risky choices in MPL-R; Time preference: number of later choices in MPL-T.

### 3.1.3 Promises

Our previous analysis documents that ROLL rates differ across communication treatments, but do not differ across delay conditions. We now investigate how trustees in the communication conditions use their freeform messages to induce higher levels of cooperation. In order to do so we classified the messages into whether they contained an explicit promise of choosing ROLL (e.g., “I will choose ROLL” or “I promise to choose ROLL”) and into whether they did not (e.g., “a singer in a smoky room, a smell of wine and cheap perfume”). The rate of promises is not higher in the EARLY and LATE conditions as one could suspect if subjects were trying to prevent a potential decay of trust with the time delay. 31 out of 58 trustees in COMM-IMM make a promise, 33 out of 56 trustees in

COMM-EARLY, and 30 out of 58 in COMM-LATE.

Recall that the COMM conditions have a 50 percent higher roll rate than the NOCOMM conditions (an average of 5.6 ROLL choices in COMM versus 3.7 in NOCOMM). We can now decompose this effect into those trustees who made an explicit promise versus those who did not. Those who made promises have an even higher roll rate of an average 6.3 ROLL choices. In contrast, those who did not make a promise have a lower roll rate of 4.7. However, this roll rate is still higher than that observed in the NOCOMM conditions.<sup>15</sup>

Furthermore, we observe that subjects do not make use of mixed strategies. Recall that subjects saw ten radio buttons for their choice, one of which was randomly implemented. Only 25 percent of trustees choose a mixture of the two choices while 75 percent choose either ten times ROLL or ten times DON'T ROLL. The option to make 10 different choices introduces the possibility of moral wiggle room in the communication conditions. A trustee could potentially stick to the letter of her promise "I will choose ROLL" while only choosing ROLL for a part of her 10 choices. However, we do not see an increased use of mixed strategies if trustees make a promise. On the contrary, if anything, pure-strategy use is higher if the trustee made a promise (78 percent) than if she did not make a promise (67 percent), consistent with subjects sticking to the spirit of the promise and not exploiting loopholes in the wording.<sup>16</sup>

### 3.1.4 Message Recall

Recall that we did not remind trustees of the message they sent before they made their ROLL choices. This created an opportunity for biased recollection or motivated forgetting of the message on behalf of the trustees. To test how well trustees remembered the content of the message, we asked them to re-write their message as accurately as possible directly *after* their ROLL decisions. We did not provide monetary incentives for accuracy. We then again classified the remembered messages into explicit promises and other messages.

In general, the overlap between original and remembered messages is high. 78.1 percent of recalled messages are classified in the same category as the original message. When the original

---

<sup>15</sup>If we regress number of rolls on a communication condition dummy and an additional dummy that is one if and only if the trustee made a promise, adjusting for clustered standard errors on the session level, we obtain a marginally significant coefficient for communication condition without promise ( $p = 0.100$ ) and a larger, additional effect of actually making a promise ( $p = 0.056$ ).

<sup>16</sup>However, this difference is not statistically significant ( $p = 0.124$ , Fisher's exact test).

message contained a promise, the concordance was even higher. 85.7 percent of trustees remembered that they made a promise. Furthermore, accuracy does not decline over time, as messages from the LATE condition still have a category concordance of 78.0 percent with 80.0 percent of original messages containing a promise.

Among the messages that do not contain an explicit promise, many took the form of an appeal to efficiency, in the generic form of “the best thing we can do to maximize our earnings is to go IN and ROLL.” We did not classify these appeals as explicit promises. However, it seems that trustees actually wanted to make a promise when they wrote such messages. 29.2 percent of trustees who originally wrote about striving for the efficient outcome later recalled a message that we classify as an explicit promise.

Finally, we obtain virtually the same ROLL rates when we split trustees into those who recalled making a promise and those who did not as when we split trustees according to their original message (see Section 3.1.3). Trustees who did not remember making a concrete promise had an average rate of 4.7 ROLL choices while those who did had a rate of 6.5 ROLL choices. In summary, we find little evidence for systematic distortions of memory, either intentional or unintentional.

## 3.2 Beliefs

In addition to subjects’ behavior, we also elicited their *first-order beliefs* about how many times their matched trustee (investor) would choose ROLL (IN). We call these responses FOB1. In addition, we asked each investor about the aggregate percentage of ROLL decisions and each trustee about the aggregate percentage of IN decisions in their session. We call these responses FOB2.<sup>17</sup>

We also elicited trustees’ *second-order beliefs* about the matched investor’s first-order beliefs. We call these second-order beliefs SOB. At the end of Q2, we also elicited first-order beliefs about the *other* delay condition. That is, at the end of the study, we revealed the existence of the EARLY (LATE) condition to those subjects participating in the LATE (IMM/EARLY) condition and asked investors about trustees (or investors) about the aggregate percentage of IN (or ROLL) decisions in the other delay condition. We term these responses FOB-O.<sup>18</sup>

Our measures for first-order beliefs FOB1 and FOB2 are significantly higher in the communi-

---

<sup>17</sup>We did not provide monetary incentives for FOB1 to avoid hedging, but we incentivized FOB2 with a bonus of \$5 if the guess fell within 10 percentage points of the actual value.

<sup>18</sup>Note that we did not elicit all beliefs in all sessions, resulting in varying sample sizes for these beliefs below.

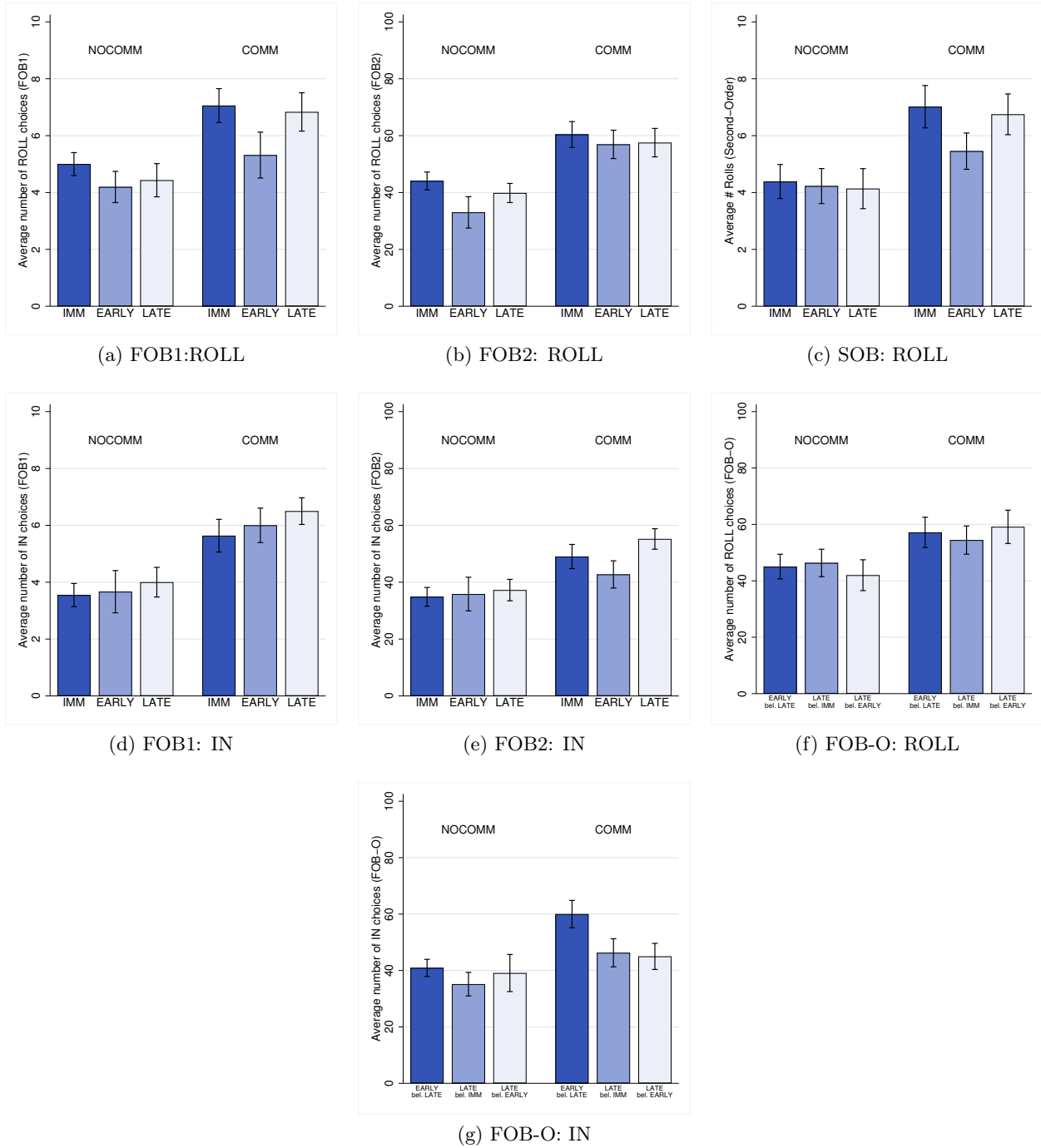


Figure 3: 1st-order beliefs about partner; 1st-order beliefs about population; 2nd-order beliefs about partner (Trustees only); 1st-order beliefs about other delay condition

cation treatments. Thus, our results suggest that communication increases trust even over time horizons as long as 3 weeks. The only exception are second-order beliefs in the early delay condition

where the positive effect of communication is marginally significantly weaker.

Indeed, Figures 3a, 3b, and 3c show that communication consistently raises first- and second-order beliefs about ROLLS. Although there is more variation in the positive effect of communication on first- and second-order beliefs than for roll rates, the magnitudes are quite similar. On average, communication raises beliefs by about 20 percentage points.

Table 2 again confirms the visual impression of a large and persistent effect of communication on trust and trustworthiness. Investors have higher expectations about the roll rates of trustees and therefore behave more trustingly when communication is allowed, but there is no evidence that greater delay has any significant effect, except for the marginally significant “dip” in the FOB2 measure in the NOCOMM-EARLY condition we already saw with the IN choices.

Table 2: Beliefs of Trustees and Investors

	FOB1: ROLL	FOB2: ROLL	FOB1: IN	FOB2: IN	SOB: ROLL
EARLY	-0.882 (0.525)	-1.168** (0.526)	-0.214 (0.659)	0.010 (0.715)	0.049 (0.602)
LATE	-0.790 (0.579)	-0.469 (0.282)	-0.255 (0.735)	0.448 (0.535)	0.268 (0.388)
COMM	1.959*** (0.592)	1.608*** (0.432)	2.606*** (0.766)	2.008*** (0.537)	1.382*** (0.413)
EARLY × COMM	-0.668 (1.014)	0.864 (0.726)	-1.343 (0.834)	0.384 (0.981)	-0.671 (0.772)
LATE × COMM	0.508 (0.913)	0.119 (0.569)	-0.053 (0.987)	0.356 (0.742)	0.335 (0.488)
Time Preference	-0.038 (0.075)	-0.021 (0.062)	0.023 (0.098)	-0.009 (0.074)	0.019 (0.059)
Risk Preference	0.208 (0.130)	0.302*** (0.095)	0.002 (0.148)	0.136 (0.138)	0.102 (0.099)
Age (years)	0.071*** (0.024)	0.059*** (0.020)	0.015 (0.024)	0.046** (0.020)	0.022 (0.022)
Female	0.337 (0.492)	-0.157 (0.370)	-0.216 (0.460)	0.137 (0.326)	0.058 (0.296)
Constant	2.046* (1.039)	1.233 (0.783)	3.966** (1.492)	1.504 (1.025)	2.076** (0.971)
adj. R-squared	0.101	0.134	0.097	0.122	0.054
N	249	353	186	261	354
Clusters	36	40	32	36	40

\*  $p < 0.10$ , \*\*  $p < 0.05$ , \*\*\*  $p < 0.01$

OLS regressions, standard errors adjusted for clustering on the session level. Risk preference: number of risky choices in MPL-R; Time preference: number of later choices in MPL-T.



Taken together, our data on both actual behavior and beliefs suggest a surprising persistence over time of trustworthiness in general and promises in particular. Even when trustees make their decisions outside of the lab and as long as 3 weeks after they communicated with investors, they still behave in essentially the same way as when they decide immediately in the lab. In any time frame, they behave more generously towards investors when communication (and thus promises) are possible. Investors anticipate both the relevance of promises, increasing their trust greatly when promises are made, and the irrelevance of the time frame, exhibiting the same rate of trust across all time frames.

### 3.3 Online Experiment

To replicate our laboratory findings with a larger set of subjects, we also conducted an online experiment on Amazon Mechanical Turk (AMT). Although, in the above analysis, the regression coefficients for delay are insignificant, one could argue that we do see a slight negative trend, and that we are underpowered to pick up the decay in trustworthiness and trust with our sample size. The sample size of the laboratory experiment was mainly limited by logistics. Over 700 subjects participated in the experiment, with about 60 trustees per condition, which is about the maximum feasible sample size in economic laboratory experiments. While the novel design and research question did not allow for a prospective power analysis, we can compare our null result of delay with the highly significant treatment effect of communication we observe. With this sample size we could clearly detect an effect size of 0.43 (Cohen's  $d$ ) of communication, making us suspect (post hoc) that we would have picked up a delay effect of similar size. To exclude that we missed small to medium effect sizes (below 0.4), we therefore replicate our finding in an online experiment, with substantially larger sample size.

## 4 Conclusion

A large literature beginning with [Charness and Dufwenberg \(2006\)](#) has documented the positive effect of pre-play communication on cooperation, trust, and trustworthiness in experimental trust games. However, the external validity of these studies remains limited because they force trustees to take their actions immediately after communicating with investors. In contrast, most real-word

instances of promises involve a significant delay between communicating the promise and delivering on it. In fact, one of the primary roles of promises is to facilitate production and exchange *over time*.

Using a hybrid lab and online experiment we provided the first evidence for the persistent power of communication over time. In our trust experiment, trustees chose how much to return to investors either (i) immediately in the lab, (ii) in a 24 hour window after they left the lab, or (iii) 3 weeks after they left the lab. Even when 3 weeks passed between the communication stage and actual choices, communication raised cooperation, trust, and trustworthiness by about 50% and this positive effect is as large as when choices immediately follow communication. Our results suggest that the findings of previous laboratory studies on trust in general, and promises in particular, extend to more ecologically valid scenarios in which subjects choose actions outside the lab and long after they made promises.

The surprisingly large and persistent effect of communication naturally raises a number of additional questions about the role of communication. For example, at what point does the persistence of communication diminish? What institutional arrangements could enhance potentially decaying trust over time? We leave these and other interesting questions for future research.

## References

**Andreoni, James and Marta Serra-Garcia**, “Time-Inconsistent Charitable Giving,” Working Paper 22824, National Bureau of Economic Research November 2016.

**Arrow, K.J.**, *The Limits of Organization* Fels Center of Government Series, Norton, 1974.

**Bartels, Daniel M and Lance J Rips**, “Psychological connectedness and intertemporal choice,” *Journal of Experimental Psychology: General*, 2010, 139 (1), 49–69.

**Bartolomeo, Giovanni Di, Martin Dufwenberg, Stefano Papa, and Francesco Passarelli**, “Promises, Expectations, and Causation,” *Sapienza University of Rome Working Paper*, 2017.

**Ben-Ner, Avner and Louis Putterman**, “Trust, communication and contracts: An experiment,” *Journal of Economic Behavior and Organization*, 2009, 70 (1), 106 – 121.

- Berg, Joyce, John Dickhaut, and Kevin McCabe, “Trust, Reciprocity, and Social History,” *Games and Economic Behavior*, 1995, 10 (1), 122–142.
- Bhattacharya, Puja and Arjun Sengupta, “Promises and Guilt,” *OSU Working Paper*, 2017.
- Bicchieri, C. and A. Lev-On, “Computer-Mediated Communication and Cooperation in Social Dilemmas: An Experimental Analysis,” *Politics, Philosophy, and Economics*, 2007, 6 (2), 139–168.
- Bouwmeester, S., P. P. J. L. Verkoeijen, B. Aczel, F. Barbosa, L. Bègue, P. Brañas-Garza, T. G. H. Chmura, G. Cornelissen, F. S. Døssing, A. M. Espín, A. M. Evans, F. Ferreira-Santos, S. Fiedler, J. Flegr, M. Ghaffari, A. Glöckner, T. Goeschl, L. Guo, O. P. Hauser, R. Hernan-Gonzalez, A. Herrero, Z. Horne, P. Houdek, M. Johanneson, L. Koppel, P. Kujal, T. Laine, J. Lohse, E. C. Martins, C. Mauro, D. Mischkowski, S. Mukherjee, K. O. R. Myrseth, D. Navarro-Martínez, T. M. S. Neal, J. Novakova, R. Pagà, T. O. Paiva, B. Palfi, M. Piovesan, R.-M. Rahal, E. Salomon, N. Srinivasan, A. Srivastava, B. Szaszi, A. Szollosi, K. Ø. Thor, G. Tinghög, J. S. Trueblood, J. J. Van Bavel, A. E. van ‘t Veer, D. Västfjäll, M. Warner, E. Wengström, J. Wills, and C. E. Wollbrant, “Registered Replication Report: Rand, Greene, and Nowak (2012),” *Perspectives on Psychological Science*, 2017, 12 (3), 527–542. PMID: 28475467.
- Braude, Jacob Morton, *Proverbs, epigrams, aphorisms, sayings, and bon mots*, Prentice Hall, 1965.
- Bénabou, Roland and Jean Tirole, “Willpower and Personal Rules,” *Journal of Political Economy*, 2004, 112 (4), 848–886.
- Casella, Alessandra, Navin Kartik, Luis Sanchez, and Sébastien Turban, “Communication in context: Interpreting promises in an experiment on competition and trust,” *Proceedings of the National Academy of Sciences*, 2018.
- Charness, Gary and Martin Dufwenberg, “Promises and partnership,” *Econometrica*, 2006, 74 (6), 1579–1601.
- and —, “Participation,” *American Economic Review*, June 2011, 101 (4), 1211–1237.

- Cone, Jeremy and David G Rand**, “Time pressure increases cooperation in competitively framed social dilemmas,” *PLoS one*, 2014, 9 (12), e115756.
- Dreber, Anna, Drew Fudenberg, David K. Levine, and David Rand**, “Self-Control, Social Preferences and the Effect of Delayed Payments,” *SSRN Working Paper*, 2016.
- Ederer, Florian and Alexander Stremitzer**, “Promises and expectations,” *Games and Economic Behavior*, 2017, 106, 161–178.
- Ellingsen, Tore and Magnus Johannesson**, “Promises, Threats and Fairness,” *Economic Journal*, 2004, 114 (495), 397–420.
- Fischbacher, Urs**, “z-Tree: Zurich Toolbox for Ready-Made Economic Experiments,” *Experimental Economics*, 2007, 10, 171–178.
- Frederick, Shane**, “Time preference and personal identity,” *Time and decision*, 2003, pp. 89–113.
- Fudenberg, Drew and David K. Levine**, “A Dual-Self Model of Impulse Control,” *American Economic Review*, 2006, 96 (5), 1449–1476.
- Gelder, Jean-Louis Van, Hal E Hershfield, and Loran F Nordgren**, “Vividness of the future self predicts delinquency,” *Psychological science*, 2013, 24 (6), 974–980.
- Hourani, Fayek S**, *Daily Bread for Your Mind and Soul: A Handbook of Transcultural Proverbs and Sayings*, Xlibris, 2012.
- Ismayilov, H. and J. Potters**, “Why do promises affect trustworthiness, or do they?,” *Experimental Economics*, 2016, 19, 382–393.
- Johnson, Noel and Alexandra A. Mislin**, “Trust games: A meta-analysis,” *Journal of Economic Psychology*, 2011, 32 (5), 865–889.
- Kerr, N. L. and C. M. Kaufman-Gilliland**, “Communication, Commitment and Cooperation in Social Dilemma,” *Journal of Personality and Social Psychology*, 1994, 66 (3), 513–529.
- Kovarik, Jaromir**, “Giving it now or later: Altruism and discounting,” *Economics Letters*, 2009, 102 (3), 152–154.

- Neo, Wei Siong, Michael Yu, Roberto A Weber, and Cleotilde Gonzalez**, “The effects of time delay in reciprocity games,” *Journal of Economic Psychology*, 2013, *34*, 20–35.
- Ostrom, E., J. Walker, and R. Gardner**, “Covenants With and Without a Sword: Self-Governance Is Possible,” *American Political Science Review*, 1992, *86* (2), 404–417.
- Paine, Lynn Sharp**, *Value Shift: Why Companies Must Merge Social and Financial Imperatives to Achieve Superior Performance*, New York: McGraw-Hill, 2004.
- Parfit, Derek**, “Later Selves and Moral Principles,” in Alan Montefiore, ed., *Philosophy and Personal Relations*, London: Routledge & Kegan Paul, 1973, pp. 149–160.
- Rand, David G, Alexander Peysakhovich, Gordon T Kraft-Todd, George E Newman, Owen Wurzbacher, Martin A Nowak, and Joshua D Greene**, “Social heuristics shape intuitive cooperation,” *Nature communications*, 2014, *5*, 3677.
- Sally, David**, “Conversation and Cooperation in Social Dilemmas: A Meta-Analysis of Experiments from 1958 to 1992,” *Rationality and Society*, 1995, *7* (1), 58–92.
- Serra-Garcia, Marta, Eric van Damme, and Jan Potters**, “Lying About What You Know or About What You Do?,” *Journal of the European Economic Association*, 2013, *11* (5), 1204–1229.
- Vanberg, Christoph**, “Why do people keep their promises? An experimental test of two explanations,” *Econometrica*, 2008, *76* (6), 1467–1480.
- Weymar, Paul**, *Konrad Adenauer: Die autorisierte Biographie*, Kindler, 1955.

## A Structure of Lab Session and Online Questionnaires

Table 3: Order of tasks and questionnaires across conditions. Q1 was available online for 24 hours after the laboratory session in EARLY and LATE conditions, and was administered in the laboratory immediately following the “Laboratory” part in the IMM condition. For the online experiment, the “Laboratory” part was also conducted online,

Part	IMM/EARLY	LATE
Laboratory		Instructions
		Comprehension Questions
		[COMM: Message from Trustee to Investor]
		Comprehension Questions
		<i>Decision Investor</i>
		Multiple Price List - Time
		Multiple Price List - Risk
		Questionnaire: socioeconomic data
		Questionnaire: attitudes (time, risk, trust)
		Questionnaire: Machiavellism
Q1	<i>Decision Trustee*</i> [COMM: Message recall*]	
		First-Order Belief 2 <sup>†</sup>
		First-Order Belief 1 <sup>†</sup>
		Second-Order Belief <sup>†</sup>
		Free-form explanation of IN/ROLL decision <sup>†</sup>
		Free-form explanation of MPL-Time decision
		Free-form explanation of MPL-Risk decision
Q2		<i>Decision Trustee*</i> [COMM: Message recall*]
		First-Order Belief 2*
		First-Order Belief 1*
		Second-Order Belief*
		Second-Order Belief*
		First-Order Belief Other
		Free-form explanation of FOB Other
	Free-form explanation of ROLL decision*	

\* Only trustees <sup>†</sup> Except trustees in LATE

## B Supplementary Material: Subject Instructions

### Instructions

Thank you for participating in today's study.

I will read through a script to explain to you the nature of today's experiment as well as how to navigate the computer interface with which you will be working. I will use this script to make sure that the information given in all sessions of this study is the same.

In addition to a \$10 payment that you receive for your participation, you will be paid an amount of money that you accumulate from the decision task that will be described to you in a moment. The total amount you receive will be determined during the experiment and will depend on your decisions as well as the decisions of others.

*If you have any questions during the experiment, please raise your hand and wait for an experimenter to come to you. Please do not talk, exclaim, or try to communicate with other participants during the experiment. Participants intentionally violating the rules may be asked to leave the experiment with only their participation payment.*

## Timeline of the experiment

As already mentioned in the invitation e-mail, this study requires you to answer **two** questionnaires, besides participating in today's laboratory session. Each questionnaire will take no more than 10 minutes to complete. The link for the second questionnaire will be sent to you via e-mail.

- The first questionnaire must be completed at the end of this session. We will come to your computer station and switch the program to an internet browser window for this.
- The second questionnaire must be completed **within a 24-hour window, starting 3 weeks from today** (on Friday, October 27, 12pm – Saturday, October 28, 12pm).

Important: You will only be paid for this study if you complete this laboratory session and **both questionnaires**. *At this point, please let the experimenter know if you will be unable to complete the online questionnaire three weeks from now.*

## Payment

The experiment comprises 10 decision tasks. In each of these decisions, you have the opportunity to earn money. At the end of the experiment, we will pay you the amount of money produced by **one randomly selected decision**. Each of the 10 decisions is equally likely to be chosen for payment.

Moreover, you will have the possibility to earn an additional amount of money in other tasks. Your final payment at the end of the experiment will consist of the money obtained in one randomly chosen decision, the amount obtained from the additional tasks, and the participation payment.

Your participation payment (\$10) will be paid out in cash at the end this session. Your remaining payment will be paid to you as an Amazon voucher three weeks from now. It will be sent to your email address after the conclusion of the second questionnaire. Depending on your decision in an additional task, you may receive a part of your payment sooner, also as an Amazon voucher. If you receive money from this task, the voucher will be sent to you by tomorrow. No participant will be told the payoffs of other participants.



## Decision Task

At the beginning of the experiment you will be randomly matched with another participant. This will be the only participant with whom you will interact. All interactions will be anonymous and will take place through a computer. This means that you will never know the identity of the other participant with whom you are matched, and this participant will never know your identity.

In each pair, one participant will have the role of Person A and the other will have the role of Person B. Roles will be assigned randomly, by the computer. The amount of money you will earn depends on the decisions made in your pair.

At the beginning of the decision task, each Person A will indicate whether he or she wishes to choose *IN* or *OUT*. If A chooses *OUT*, the task ends and both, A and B, receive \$15.

Next, each Person B will indicate whether he or she wants to choose *ROLL* or *DON'T ROLL*. Note that when Person B makes her decision, she will not know about A's previous decision. However, the decision of Person B will only make a difference when A has actually chosen *IN*. Therefore, for the purpose of making this decision, Person B should presume that the paired Person A has chosen *IN*, since this is the only case in which Person B's decision will matter.

Assuming that A has chosen *IN*, then:

- If B chooses *DON'T ROLL*, A's payoff is \$0 and B's payoff is \$42.
- If B chooses *ROLL*, then the payoffs for the two people in the pair are determined by the (computerized) roll of a six-sided die. If the die roll is 2, 3, 4, 5 or 6 then A's payoff is \$36 and B's payoff is \$30. If the die roll is 1, then A's payoff is \$0 and B's payoff is \$30. This information is summarized in the following chart:

### Payoffs

	Payoff of A	Payoff of B
A chooses <i>OUT</i>	\$15	\$15
A chooses <i>IN</i> and B chooses <i>DON'T ROLL</i>	\$0	\$42
A chooses <i>IN</i> and B chooses <i>ROLL</i> , die = 1	\$0	\$30
A chooses <i>IN</i> and B chooses <i>ROLL</i> , die = 2, 3, 4, 5, 6	\$36	\$30

You will make 10 decisions in the task just described. In each decision you will be interacting with the same other person. Specifically, each Person A in a pair will make the decision whether to choose *OUT* or *IN* ten times and each Person B in a pair will make the decision whether to *ROLL* or *DON'T ROLL* ten times. Remember that **only one** of these 10 decisions in a pair will be selected to count for payment.

Person B's decision will be made at the end of this session. B will choose whether to *ROLL* or *DON'T ROLL* when answering the first questionnaire.

The experiment consists of 5 steps that are described below in more detail.

### **Step 1: Enter your email address**

Before the decision task starts, you will be prompted on the screen to provide your email address. After the conclusion of the entire experiment, that is, after you complete both questionnaires in three weeks, the final payoff from the above decision task, as well as additional tasks, will be emailed to this address as an Amazon voucher.

To receive your payments, it is very important that you **provide the correct email address**. Your email address is treated confidentially and is only used to send the questionnaire link and to transfer your payments.

### **Step 2: Role assignment**

At the beginning of the decision task, you will be randomly paired with another participant by the computer. However, no participant will ever know the identity of the person with whom he or she is matched. In each pair, one person will then be randomly assigned the role of Person A and the other the role of Person B. It is equally likely that you will be assigned to either role. Your role will be displayed on the computer screen. You will remain in the same role throughout the experiment.

### **Step 3: Communication Phase**

After role assignment, but before participants make their 10 decisions in the decision task, Person B will have an option to send a written message to Person A, if desired. This message can be seen by A before she will have to make a decision.

Important: You are not allowed to reveal your identity. (That is, you are not allowed to reveal your name, or any other identifying feature such as gender, appearance etc.) The experimenter will monitor the messages. Violations of these rules will result in the exclusion from the experiment and all payments for B. In this case, the paired Person A will then get the participation fee as well as the payoff that would arise if he or she chose *OUT*, i.e. \$15.

Also, please refrain from using profane or offensive language.

Other than these restrictions, person B is free to send any message.

#### **Step 4: Decision by Person A**

Each Person A will indicate whether to choose *IN* or *OUT*. Since there are ten decisions, Person A will decide for each decision separately whether to choose *IN* or *OUT*. For the decisions in which A chooses *OUT*, Person B's decisions are irrelevant and both receive payoffs of \$15. For the decisions in which A chooses *IN*, Person B's decisions of whether to *ROLL* or *DON'T ROLL*, possibly along with the outcome of a die roll, will determine payoffs.

#### **Step 5: Decision by Person B**

This step will be conducted at the end this session, while you are completing the first questionnaire. When completing the questionnaire, each Person B will decide whether to choose *ROLL* or *DON'T ROLL* for each of the ten decisions. These choices will determine the payoffs for those decisions in which Person A chose *IN*.

As mentioned above, B will not be told about A's decisions before submitting his or her decisions. For the decisions in which B chooses *DON'T ROLL*, the task ends at that point. For the decisions in which B chooses *ROLL*, a separate computerized die roll determines the payoffs for A and B for each decision.

For each pair, one of the 10 decisions will be randomly selected to count. For this decision, Person A's choice of *IN* or *OUT*, and Person B's choice of *ROLL* or *DON'T ROLL*, which is made during the first questionnaire, at the end of this session, will determine payments.

Remember that you will only be paid in three weeks, after you have completed **the online questionnaire**. You will not be affected if you complete the study but the person with whom you are matched fails to complete both questionnaires.

#### **Additional tasks:**

In addition to the above task, you will be presented with some additional tasks, at the end of this session and in the later questionnaire. Instructions for these tasks will be displayed on your screen before you begin the respective task. For some of these tasks, you may accumulate additional money. However, the choices that you make in these additional tasks will never affect the outcome of the 10 decisions described above.

Please raise your hand if you have any questions.

We will now proceed to a few comprehension questions to ensure that the instructions are clear to everybody.