

University of Groningen

Novel compounds as dipeptidyl peptidase IV (dpp iv) inhibitors

Arora, Sudershan; Sinha, Neelima; Nair, Prathap; Chakka, Sai Kumar; Hajare, Anil; Reddy, Azmi; Patil, Pravin; Sayyed, Majid; Kamboj, Rajender Kumar; Swamy, K.H. Sreedhara

IMPORTANT NOTE: You are advised to consult the publisher's version (publisher's PDF) if you wish to cite from it. Please check the document version below.

Document Version

Publisher's PDF, also known as Version of record

Publication date:

2009

[Link to publication in University of Groningen/UMCG research database](#)

Citation for published version (APA):

Arora, S., Sinha, N., Nair, P., Chakka, S. K., Hajare, A., Reddy, A., Patil, P., Sayyed, M., Kamboj, R. K., Swamy, K. H. S., & Goel, R. (2009). Novel compounds as dipeptidyl peptidase IV (dpp iv) inhibitors. (Patent No. WO2009037719).

Copyright

Other than for strictly personal use, it is not permitted to download or to forward/distribute the text or part of it without the consent of the author(s) and/or copyright holder(s), unless the work is under an open content license (like Creative Commons).

Take-down policy

If you believe that this document breaches copyright please contact us providing details, and we will remove access to the work immediately and investigate your claim.

Downloaded from the University of Groningen/UMCG research database (Pure): <http://www.rug.nl/research/portal>. For technical reasons the number of authors shown on this cover page is limited to 10 maximum.

(19) World Intellectual Property Organization
International Bureau



(43) International Publication Date
26 March 2009 (26.03.2009)

PCT

(10) International Publication Number
WO 2009/037719 A1

(51) International Patent Classification:

C07D 451/02 (2006.01) A61K 31/439 (2006.01)

C07D 451/14 (2006.01) A61P 37/08 (2006.01)

(21) International Application Number:

PCT/IN2008/000600

(22) International Filing Date:

19 September 2008 (19.09.2008)

(25) Filing Language:

English

(26) Publication Language:

English

(30) Priority Data:

1318/KOL/2007

21 September 2007 (21.09.2007) IN

(71) Applicant (for all designated States except US): **LUPIN LIMITED** [IN/IN]; 159, CST Road, Kalina, Santacruz (East), Mumbai-400 098, Maharashtra, (IN).

(72) Inventors; and

(75) Inventors/Applicants (for US only): **ARORA, Sudershan** [US/IN]; Lupin Ltd. (Research Park),, 46A/47A, Nande Village, Taluka Mulshi,, Pune 411 042, Maharashtra (IN). **SINHA, Neelima** [IN/IN]; Lupin Ltd. (Research Park),, 46A/47A, Nande Village, Taluka Mulshi,, Pune 411 042, Maharashtra (IN). **NAIR, Prathap** [IN/IN]; Lupin Ltd. (Research Park),, 46A/47A, Nande Village, Taluka Mulshi,, Pune 411 042, Maharashtra (IN). **CHAKKA, Sai, Kumar** [IN/IN]; Lupin Ltd. (Research Park),, 46A/47A, Nande Village, Taluka Mulshi,, Pune 411 042, Maharashtra (IN). **HAJARE, Anil** [IN/IN]; Lupin Ltd. (Research Park),, 46A/47A, Nande Village, Taluka Mulshi,, Pune 411 042, Maharashtra (IN). **REDDY, Azmi** [IN/IN]; Lupin Ltd. (Research Park),, 46A/47A, Nande Village, Taluka Mulshi,, Pune 411 042, Maharashtra (IN). **PATIL, Pravin** [IN/IN]; Lupin Ltd. (Research Park),, 46A/47A, Nande Village, Taluka Mulshi,, Pune 411 042, Maharashtra (IN).

SAYYED, Majid [IN/IN]; Lupin Ltd. (Research Park),, 46A/47A, Nande Village, Taluka Mulshi,, Pune 411 042, Maharashtra (IN). **KAMBOJ, Rajender, Kumar** [CA/IN]; Lupin Ltd. (Research Park),, 46A/47A, Nande Village, Taluka Mulshi,, Pune 411 042, Maharashtra (IN). **SWAMY, K., H., Sreedhara** [IN/IN]; Lupin Ltd. (Research Park),, 46A/47A, Nande Village, Taluka Mulshi,, Pune 411 042, Maharashtra (IN). **GOEL, Rajan** [IN/IN]; Lupin Ltd. (Research Park),, 46A/47A, Nande Village, Taluka Mulshi,, Pune 411 042, Maharashtra (IN).

(74) Agents: **MAJUMDAR, Subhatosh** et al.; S. Majumdar & Co., 5, Harish Mukherjee Road, Kolkata 700 025 (IN).

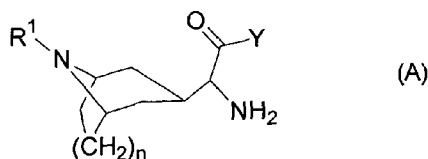
(81) Designated States (unless otherwise indicated, for every kind of national protection available): AE, AG, AL, AM, AO, AT, AU, AZ, BA, BB, BG, BH, BR, BW, BY, BZ, CA, CH, CN, CO, CR, CU, CZ, DE, DK, DM, DO, DZ, EC, EE, EG, ES, FI, GB, GD, GE, GH, GM, GT, HN, HR, HU, ID, IL, IN, IS, JP, KE, KG, KM, KN, KP, KR, KZ, LA, LC, LK, LR, LS, LT, LU, LY, MA, MD, ME, MG, MK, MN, MW, MX, MY, MZ, NA, NG, NI, NO, NZ, OM, PG, PH, PL, PT, RO, RS, RU, SC, SD, SE, SG, SK, SL, SM, ST, SV, SY, TJ, TM, TN, TR, TT, TZ, UA, UG, US, UZ, VC, VN, ZA, ZM, ZW.

(84) Designated States (unless otherwise indicated, for every kind of regional protection available): ARIPO (BW, GH, GM, KE, LS, MW, MZ, NA, SD, SL, SZ, TZ, UG, ZM, ZW), Eurasian (AM, AZ, BY, KG, KZ, MD, RU, TJ, TM), European (AT, BE, BG, CH, CY, CZ, DE, DK, EE, ES, FI, FR, GB, GR, HR, HU, IE, IS, IT, LT, LU, LV, MC, MT, NL, NO, PL, PT, RO, SE, SI, SK, TR), OAPI (BF, BJ, CF, CG, CI, CM, GA, GN, GQ, GW, ML, MR, NE, SN, TD, TG).

Published:

- with international search report
- before the expiration of the time limit for amending the claims and to be republished in the event of receipt of amendments

(54) Title: NOVEL COMPOUNDS AS DIPEPTIDYL PEPTIDASE IV (DPP IV) INHIBITORS



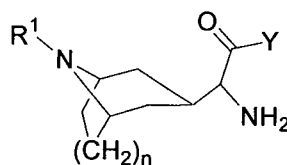
(57) Abstract: The present invention is related to novel compounds of the general formula (A), their tautomeric forms, their stereoisomers, their pharmaceutically acceptable salts, pharmaceutical compositions containing them, methods of making of the above compounds, and their use as Dipeptidyl Peptidase-IV (DPP-IV) Inhibitors, which are useful in the treatment or prevention of diseases particularly Type II diabetes, other complications related to diabetes and other pathogenic conditions in which DPP IV enzyme is involved.



WO 2009/037719 A1

NOVEL COMPOUNDS AS DIPEPTIDYL PEPTIDASE IV (DPP IV) INHIBITORS**FIELD OF THE INVENTION**

The present invention is related to novel compounds of the general formula A, their stereoisomers, their racemates, their pharmaceutically acceptable salts, pharmaceutical compositions containing them, methods of making the above compounds, and their use as Dipeptidyl Peptidase IV (DPP IV) Inhibitors, which are useful in the treatment or prevention of diseases in which DPP IV enzyme is known to be involved in the pathogenesis. These diseases include mainly type II diabetes and related diseases such as, syndrome X which includes insulin resistance, hypertension, obesity, dyslipidemia, hyperglycemia, atherosclerosis as well as for the prevention or treatment for other pathogenic conditions in which DPP IV is involved.



Formula A

BACKGROUND OF THE INVENTION

Diabetes mellitus is a major, growing health problem worldwide (Yach, D., *et al. Nat. Med.* **12**, 62-66, 2006). Type 2 diabetes mellitus (hereafter referred as type 2 diabetes, also known as non-insulin-dependent diabetes mellitus, NIDDM) is a heterogeneous disorder, with both genetic and environmental factors contributing to its development. The pathogenesis of type 2 diabetes involves multiple mechanisms leading to hyperglycemia, most notably increased hepatic glucose production, impaired insulin secretion by pancreatic β cells and reduced glucose uptake by skeletal muscle and adipose tissue (peripheral insulin resistance). Type 2 diabetic patients are at substantially increased risks of macrovascular disease including coronary heart disease and stroke and microvascular disease including retinopathy, nephropathy and neuropathy.

Type 2 diabetes is a therapeutic area with huge market potential. The number of diabetic patients is projected to increase from 170-175 million in 2000 to over 350 million by 2030

(Wild, S., *et al. Diab. Care* **27**, 1047-1053, 2004; Yach, D., *et al. Nat. Med.* **12**, 62-66, 2006). The major part of this numerical increase is expected to occur in developing countries and India will have the distinction of having the largest number of diabetic patients in the world by 2030.

5

The treatment approaches for type 2 diabetes include diet, exercise, and a variety of pharmacological agents. Clinically established therapies for type 2 diabetes include insulin and its analogs and various oral hypoglycemic agents: sulfonylureas, metformin, α -glucosidase inhibitors (acarbose, miglitol), non-sulfonylurea insulin secretagogues (repaglinide, nateglinide) and thiazolidinedione (TZD) derivatives (rosiglitazone, pioglitazone) acting via PPAR γ agonism (Matthaei, S., *et al. Endocrine Rev.* **21**, 585-618, 2000; Skyler, J.S. *J. Med. Chem.* **47**, 4113-4117, 2004). These agents act by different mechanisms to normalize blood glucose levels, but are limited in their abilities, either alone or in combination, to prevent the onset of diabetic complications. Further, each of the above oral agents suffers either from generally inadequate efficacy or number of adverse effects. For example, sulfonylureas, which have been the mainstay of oral treatment for over 5 decades, are known to be associated with a high rate of secondary failure and hypoglycemia. The TZD class of antidiabetic agents (glitazones) improves glucose utilization without stimulating insulin release, but their use is associated with undesirable effects (e.g. risk of myocardial infarction, cardiac hypertrophy, liver toxicity, weight gain).

10
15
20

Considering together the facts that about 90% of all diabetic cases account for NIDDM and the inadequacy of the currently available treatment, the clinical need and market potential for new oral antidiabetic drugs, which maintain tight glycemic control and prevent diabetic complications are very high.

25

The recent introduction of incretin-based therapies, which include incretin mimetics (e.g. exenatide) and incretin enhancers (e.g. sitagliptin, vildagliptin) is gaining clinical importance, as novel strategies for the treatment of type 2 diabetes. The incretin concept was first developed based on observations that insulin release was enhanced after oral ingestion of glucose, as compared with an equivalent glucose challenge given intravenously. This led to a hypothesis that in response to nutrient ingestion the gastrointestinal tract released one or

30

more hormones ("incretins") that augmented insulin secretion. This hypothesis was validated with the identification of two key hormones, physiological incretin mimetics, glucagon-like peptide-1 (GLP-1) and glucose-dependent insulinotropic polypeptide (GIP) (Frias, J. and S.V. Edelman. *Curr.Opin.Endocrinol. Diab.Obes.* **14**, 269-276, 2007; Drucker, D.J., *J.Clin.Invest.* **117**, 24-32, 2007). GLP-1 is released from the enteroendocrine L-cells of the small intestine and GIP is released from duodenal K-cells. These hormones account for about 50% of the total insulin response, following a meal. The discovery of these incretin hormones has stimulated tremendous interest in their therapeutic potential for type 2 diabetes patients.

The incretins, chiefly GLP-1, lower blood glucose levels through multiple mechanisms. GLP-1 potentiates glucose-dependent insulin secretion from islet β -cells by activating specific G-protein-coupled receptors (Drucker, D.J., *Cell Metab.* **3**, 153-165, 2006). In addition to enhancing insulin secretion, GLP-1 also inhibits glucagon secretion and gastric emptying and induces a feeling of satiety leading to weight loss in diabetic patients. More importantly, GLP-1 has the potential to reverse β -cell dysfunction by inhibiting β -cell apoptosis, stimulating β -cell growth and differentiation and promoting β -cell turnover. The incretins also enhance target tissue insulin sensitivity. Incretin-based therapies offer low risk of hypoglycemia, as the activation of incretin receptors is coupled to stimulation of insulin secretion in the presence of elevated blood glucose.

Although GLP-1 is very beneficial in maintaining glycemic control in diabetic patients, the peptide is metabolically unstable, as it is rapidly degraded by the ubiquitous serine protease dipeptidyl peptidase IV (DPP-IV), with an extremely short half-life *in vivo*, approximately 2 min, thus making it unattractive from the therapeutic standpoint. One approach to circumvent this stability problem has been the development of long-acting degradation-resistant peptides that can be administered parenterally (Deacon, C.F., *Diabetes*, **53**, 2181-2189, 2004). This has resulted in the development of exenatide (Byetta, Amylin Pharmaceuticals), a peptidic GLP-1 receptor agonist, that was approved by the FDA for the treatment of type 2 diabetes. Several other long-acting DPP-IV resistant GLP-1 analogs are in clinical development (P.L. Brubaker, *Trends Endocrinol. Metab.* **18**, 240-245, 2007). An alternative therapeutic strategy has focused on the inhibition of proteolytic activity of DPP-IV,

to prevent the degradation of GLP-1 (and other incretin hormone GIP) and extend its plasma half-life (Green, B.D., *et al. Expert Opin. Emerging Drugs* **11**, 525-539, 2006; Sebokova, E., *et al. Curr. Top. Med. Chem.* **7**, 547-555, 2007)

5 Dipeptidyl peptidase IV (DPP-IV, EC 3.4.14.5; also known as CD26), a multifunctional transmembrane glycoprotein, is a serine protease that cleaves N-terminal dipeptides from polypeptides with L-proline or L-alanine at the penultimate position. It is present both in circulation (plasma) and on the surface of several cell types, including epithelial, endothelial and lymphoid cells. It is identical to the T cell activation antigen CD26 and the adenosine
10 deaminase-binding protein. The endogenous substrates of DPP-IV include a wide variety of proline-containing peptides such as growth factors, chemokines, neuropeptides and vasoactive peptides (Gorrell, M., *Clin.Sci.* **108**, 277-292, 2005; McIntosh, C.H.S., *et al. Int. J. Biochem. Cell Biol.* **38**, 860-872, 2006)

15 Preclinical studies in laboratory animals, both genetic and pharmacological, have amply demonstrated the essential role for DPP-IV in the control of glucose homeostasis. Mice with a targeted inactivation of DPP-IV gene or Fischer344/CRJ rats with a spontaneous inactivating DPP-IV mutation have increased GLP-1 levels and show improved glucose homeostasis. Furthermore, pharmacological DPP-IV blockade was found to improve glucose
20 tolerance in animal models of impaired glucose tolerance and diabetes (I. Idris and R. Donnelly, *Diab.Obes.Metab.* **9**, 153-165, 2007; D.J. Drucker, *Diab. Care* **30**, 1335-1343, 2007).

The selectivity of DPP-IV inhibitors against other closely-related proline-specific dipeptidyl
25 peptidases, particularly DPP-8 and DPP-9, has been one of the key issues in the selection of compounds for development, as there is potential for adverse events associated with non-selective DPP-IV inhibitors. The inhibition of DPP-8 and DPP-9 has been found to be associated with toxicities in rat and dog (Lankas, G.R., *et al. Diabetes* **54**, 2988-2994, 2005). Therefore, it is important to demonstrate that DPP-IV inhibitors do not appreciably inhibit
30 these closely related enzymes. Consequently, the degree of DPP-8/DPP-9 selectivity has become an important criterion in the selection and development of DPP-IV inhibitors.

Clinically, DPP-IV inhibitors have been found to be very effective in providing glycemic control in diabetic subjects. These molecules are orally bioavailable, prevent degradation of GLP-1 leading to increased circulating levels of hormone and also stabilize other incretins. However, circulating insulin levels are not increased during DPP-IV inhibitor treatment.

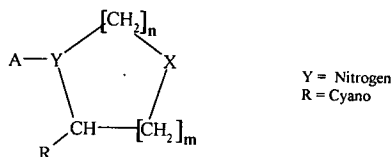
5 These inhibitors also improve fasting and postprandial blood glucose levels, as well as effectively lower HbA1c in diabetic patients. They are found to have good tolerability and safety profile during clinical trials and posed low risk of hypoglycemia. Currently, two DPP-IV inhibitors (sitagliptin and vildagliptin) are in clinical use, both as monotherapy and in combination with other antidiabetic agents, such as metformin or thiazolidinediones. Several

10 DPP-IV inhibitors are in advanced stages of clinical development (e.g. alogliptin, saxagliptin, BI-1356, dutogliptin). Several other DPP IV inhibitors are also reported in literature but are different from the compounds of the present invention to be discussed later. Some of such compounds in the prior art are given below:

15 Earlier development in the filed of DPP IV inhibitors relates to various 2-cyanopyrrolidine derivatives as provided below.

US 5,939,560 and *Bioorganic & Medicinal Chemistry Letters*, 6(10), 1163 – 1166 (1996), disclose several compounds of general formula (1) including possessing Dipeptidyl

20 Peptidase IV inhibiting activity and postulated to have therapeutic potential in a number of disease states such as inflammation, graft versus host disease (GVHD), cancer and AIDS. The said research article in *Bioorganic & Medicinal Chemistry Letters* along with the DPP IV inhibitory activity also describes manufacturing methods for 2-cyanopyrrolidides.



(1)

25

Majority of DPP IV inhibitors in the recent inventions pertaining to the class of pyrrolidine derivatives have a common structural feature as provided below:

6

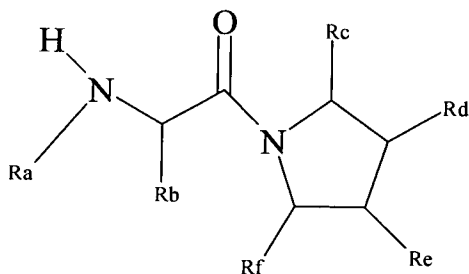
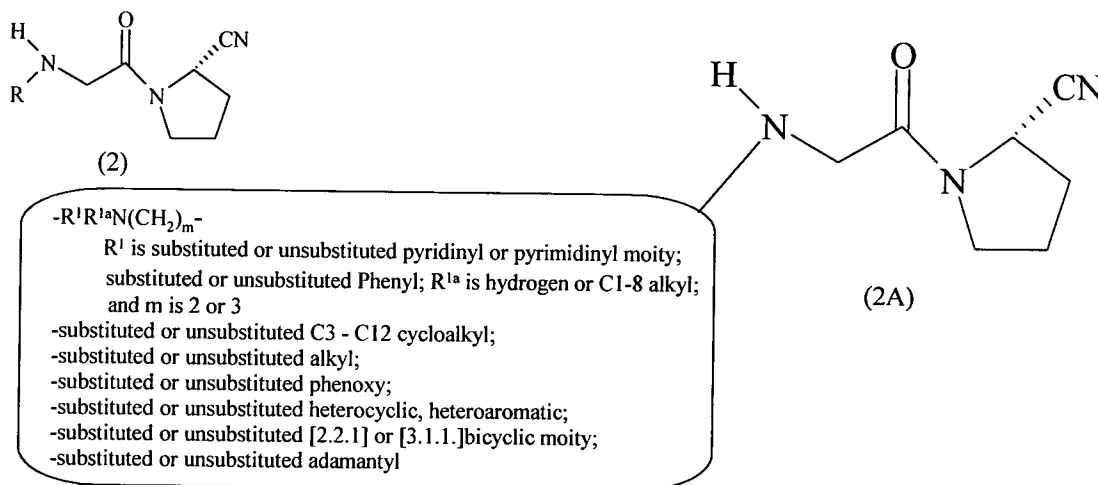


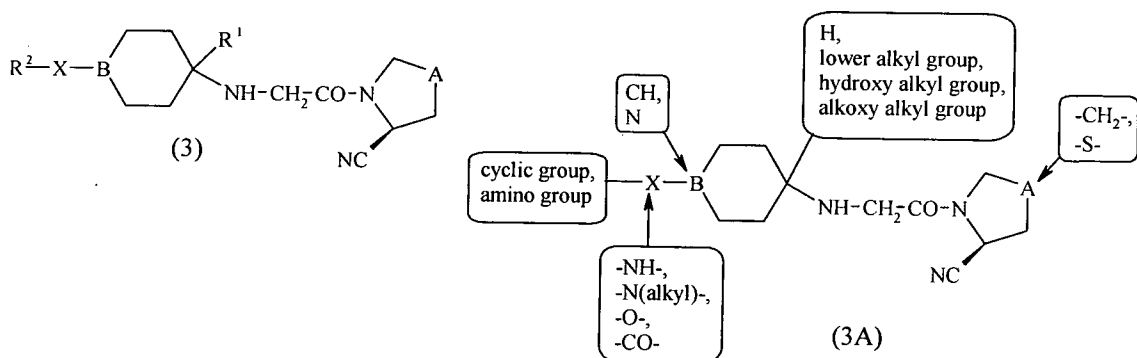
Figure A: Backbone of majority of DPP IV inhibitors

Novartis AG in US 6,011,155; US 6,166,063; US 6,617,340; US 6,432,969 and WO 98/19998 describe the compounds wherein Ra (of figure A) is substituted or unsubstituted alkyl, cycloalkyl, phenoxy, heterocyclic system, heteroaromatic system, [2.2.1] and [3.1.1]bicyclo moiety or adamantyl.



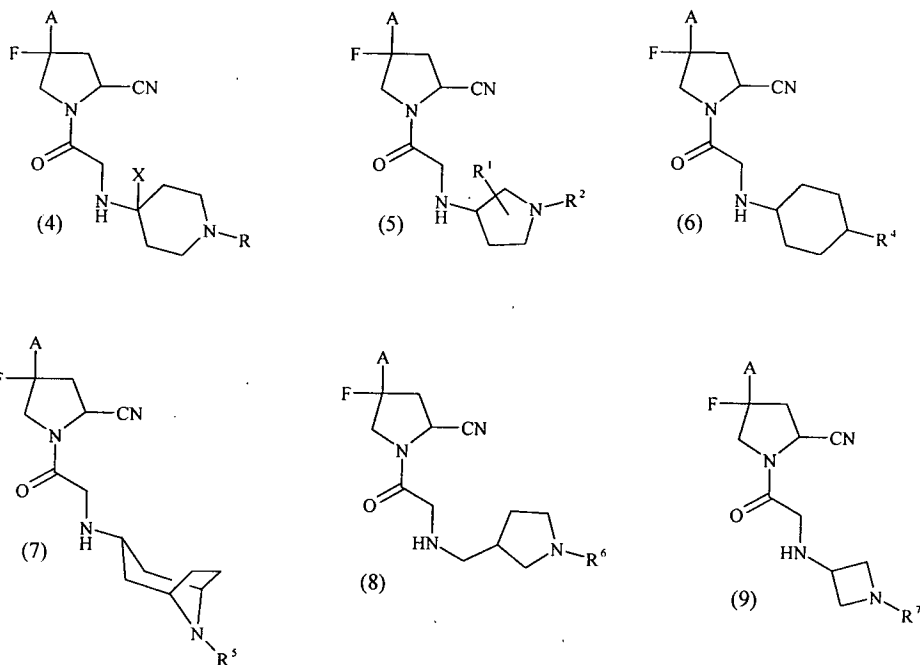
US 7,138,397; US 7,332,487 & US 6,849,622 describes various DPP IV inhibitors wherein Ra is a substituted six membered ring as shown below.

7



US 7,183,290 describes various fluoropyrrolidines of formulae 4 to 9 as dipeptidyl peptidase inhibitors wherein Re of Figure 'A' is fluoro and of the same figure Ra is selected from various cycles like substituted piperidinyl, pyrrolidinyl, cyclohexanyl, tropanyl, azetidinyl as provided in the compounds 4 to 9.

5

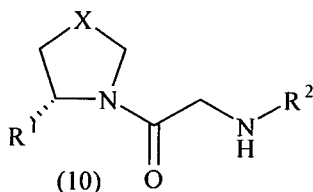


Following literature on DPP IV inhibitors also provide various substituents at Ra (of Figure A).

10

US 6,861,440 relates to compounds of formula (10) and pharmaceutically acceptable salts thereof. The compounds are useful for the treatment and/or prophylaxis of diseases that are

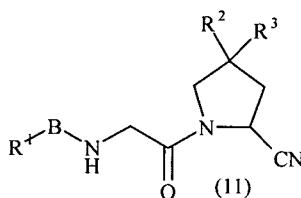
associated with DPP IV, such as diabetes, particularly non-insulin dependent diabetes mellitus, and impaired glucose tolerance.



wherein R^1 is CN, R^2 is $--C(R^3,R^4)--(CH_2)_n--R^5$, R^3 is hydrogen, lower-alkyl, benzyl, or hydroxybenzyl, R^4 is hydrogen or lower-alkyl, R^5 is oxazolyl or imidazolyl which can be unsubstituted or substituted with 1 to 3 substituents independently selected from the group consisting of lower-alkyl, lower-alkoxy, halogen, CN, CF_3 , trifluoroacetyl, pyridinyl and phenyl, which pyridinyl can be unsubstituted or substituted with 1 to 3 substituents independently selected from the group consisting of lower-alkyl, lower-alkoxy, halogen, and CF_3 , and which phenyl can be unsubstituted or substituted with 1 to 3 substituents independently selected from the group consisting of lower-alkyl, lower-alkoxy, benzyloxy, halogen, CF_3 , CF_3--O , CN and $NH--CO--$ lower-alkyl, X is $C(R^8,R^9)$, R^8 and R^9 independently from each other are H or lower-alkyl, n is 0,1 or 2, or a pharmaceutically acceptable salt thereof.

15

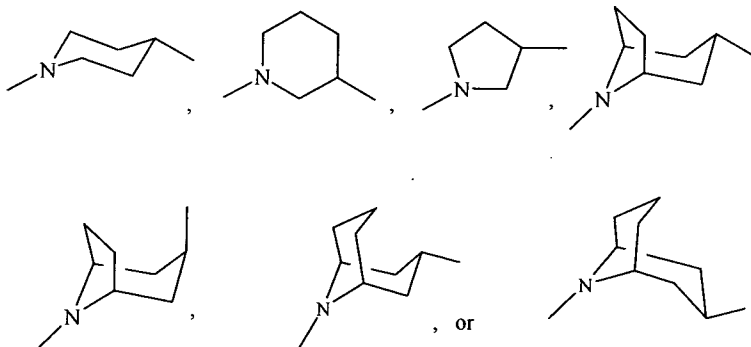
US 20050130981 describes a compound having the formula 11 as potent DPP-IV enzyme inhibitor.



wherein R^1 represents a nitrogen-containing aromatic moiety consisting of one or two aromatic rings; which is optionally mono- or disubstituted by a substituent independently selected from the group consisting of C1-4 alkyl, C1-4 alkoxy, halogen, trihalogenomethyl, methylthio, nitro, cyano, amino, and phenyl group; or R^1 represents a thienyl, furyl or benzyl group; or R^1 represents a p-toluenesulfonyl group; or R^1 represents an acyl group of formula $R_{1a}--CO$, wherein R_{1a} represents a C1-4 alkyl, phenyl, piperidin-1-yl, 4-methylpiperazin-1-yl, pyrrolidin-1-yl; or phenyl, pyridyl or phenylethenyl substituted with one or more groups

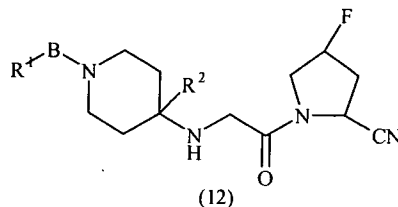
25

selected from an alkyl, alkoxy, nitro, or halogen atom; or a phenylethenyl or phenylethyl substituted with alkylene-dioxy; B represents a group having the formula:



5 R^2 represents a hydrogen atom or a fluorine atom; R^3 represents a fluorine atom; or a salt, isomer, tautomer, solvate, or hydrate thereof.

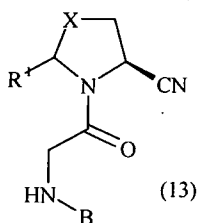
10 US 7,268,150 discloses a 2-cyano-4-fluoropyrrolidine derivatives of formula 12 having dipeptidyl peptidase IV-inhibiting activity, and a remedy based on the activity for insulin-dependent diabetes (type 1 diabetes), especially for non insulin-dependent diabetes (type 2 diabetes), insulin-resistant disorders, and obesity.



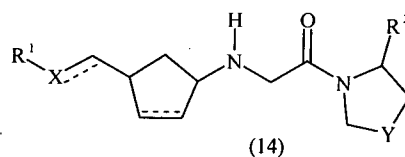
15 wherein, R^1-B represents methanesulfonyl, formyl or acetyl which may be substituted by a group selected from the group consisting of $-OH$ and fluoro; R^2 represents $-H$, methyl or ethyl; or a pharmaceutically acceptable salt thereof.

US 20050215784 and US 20070238753 disclose compounds of formula (13) that inhibit dipeptidyl peptidase IV (DPP-IV) and are useful for the prevention or treatment of diabetes, especially type II diabetes, as well as hyperglycemia, Syndrome X, hyperinsulinemia, obesity, atherosclerosis, and various immunomodulatory diseases.

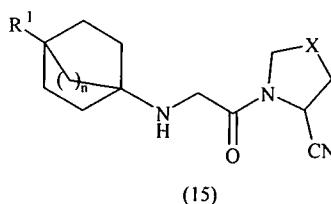
10



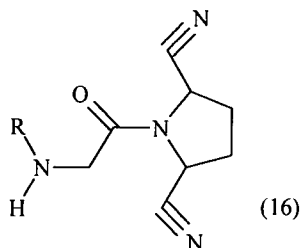
US20050192324 WO 2006040625, WO 2006011035 and WO 2007099385 describe compound of formula (14) as DPP-IV inhibitors having utility in the treatment of metabolic disorders.



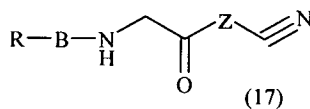
US20070265320 and US20070167501 describe bicyclo derivatives of formula (15) as DPP-IV inhibitors and claimed to be useful in the prevention and/or treatment of diabetes and associated complications and prevention and / or treatment of other diseases involving DPP-IV.



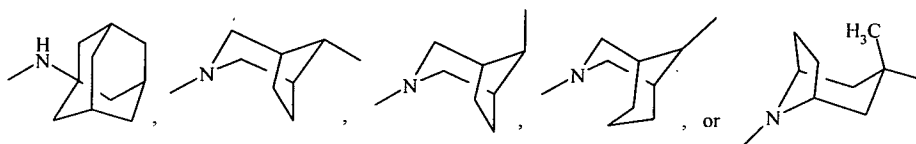
WO 2005095339 provides compound of formula (16) as DPP IV inhibitors. The compounds were claimed to be useful in the treatment of diabetic complications including diabetic neuropathy, diabetic microangiopathy, and the like.



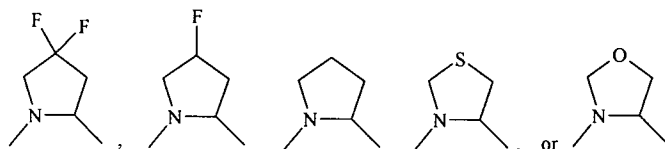
US20060276487 relates to the novel compounds of the general formula (17) possessing dipeptidyl peptidase IV enzyme inhibitory activity



wherein B is selected from following groups

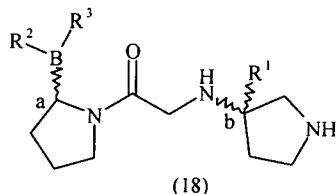


and Z is selected from the groups of formula:



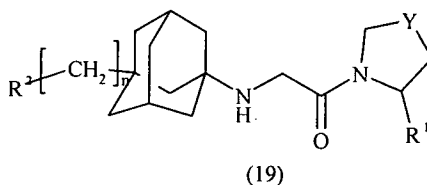
5

US 20060258621 is directed to pyrrolidinylaminoacetyl pyrrolidine boronic acid compounds of formula (18) that display selective, potent dipeptidyl peptidase IV (DPP-IV) inhibitory activity. These compounds are claimed to be useful for the treatment of disorders that can be regulated or normalized via inhibition of DPP-IV including those characterized by impaired glycemic control such as Diabetes Mellitus and related conditions.



(18)

WO 2006090244 relates to DPP IV inhibitors of formula (19) claimed to be useful in treatment of disorders mediated by DPP IV inhibition, such as diabetes.

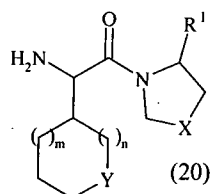


(19)

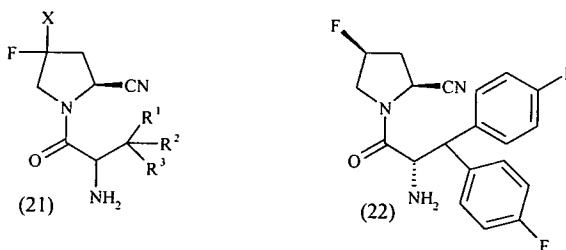
15

The second important point of substitution in the backbone provided in figure 'A' is Rb. Substituents at Rb tried by various inventors are summarized hereinbelow.

Invention described in US 7,026,316 is directed to a compound of formula (20), which are inhibitors of the dipeptidyl peptidase-IV enzyme ("DP-IV inhibitors") and which are useful in the treatment or prevention of diseases in which the dipeptidyl peptidase-IV enzyme is involved, such as diabetes and particularly type 2 diabetes. The invention is also directed to pharmaceutical compositions comprising these compounds and the use of these compounds and compositions in the prevention or treatment of such diseases in which the dipeptidyl peptidase-IV enzyme is involved.

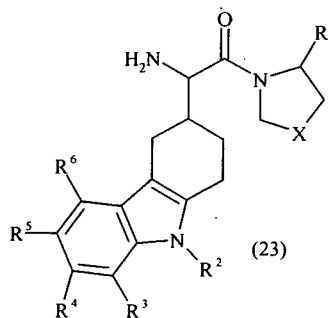


US 7,132,443 discloses fluoropyrrolidines (compounds of formula 21 and 22, wherein Re of figure 'A' is fluoro) as dipeptidyl peptidase IV inhibitors, their use for inhibiting serine proteases, such as dipeptidyl peptidases, such as DPP-IV and to methods for their production and their therapeutic utility. The inventors specifically claim compound of formula 22.

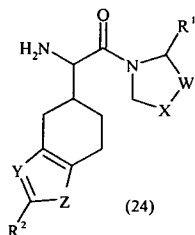


US 20060281796 provide DPP-IV inhibitors wherein Rb (of Figure A) is fused indole derivative as shown in the formula (23). The compounds were claimed to be useful in the treatment or prevention of diseases in which the dipeptidyl peptidase-IV enzyme is involved, such as diabetes and particularly type 2 diabetes. The invention is also directed to pharmaceutical compositions comprising these compounds and the use of these compounds and compositions in the prevention or treatment of such diseases in which the dipeptidyl peptidase-IV enzyme is involved.

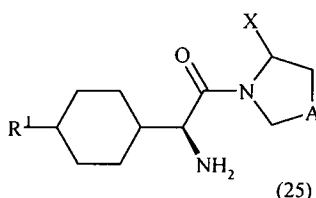
13



US 20070021477 is directed to DPP IV inhibitors wherein Rb (of Figure A) is fused cyclohexyl group as provided in the formula (24) and are claimed to be useful in the treatment or prevention of diseases in which the dipeptidyl peptidase-IV enzyme is involved, such as diabetes and particularly type 2 diabetes. The invention is also directed to pharmaceutical compositions comprising these compounds and the use of these compounds and compositions in the prevention or treatment of such diseases in which the dipeptidyl peptidase-IV enzyme is involved.

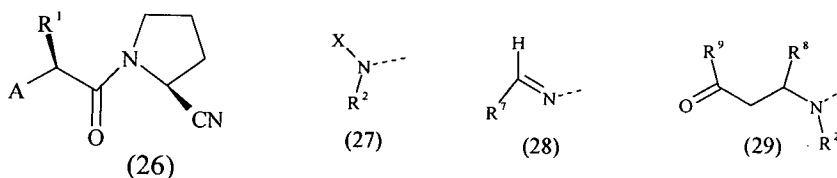


10 US 20050234065 provides compounds wherein Rb (of Figure A) is substituted cyclohexyl as shown in the formula (25) as DPP IV inhibitors. The inventors claims the compounds would have utility in the treatment of Type 1 and 2 diabetes, and related diseases.



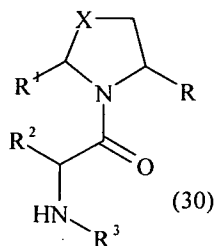
15 Some inventors have reported compounds wherein Ra and Rb of the basic backbone provided in figure A both were substituted with various substituents as follows.

US 6,911,467 describes various 1-(2'-aminoacyl)-2-cyanopyrrolidine derivatives of general formula (26) with DP-IV inhibitory activity for treatment of impaired glucose tolerance or type 2 diabetes.



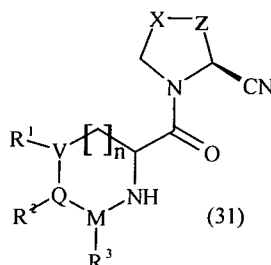
Wherein A is selected from groups (27, 28 and 29); X is selected from aminoacyl groups
 5 corresponding to the natural amino acids, acyl groups (R^3 -CO), R^4 COOC(R^5)(R^6)OCO, methoxycarbonyl, ethoxycarbonyl and benzyloxycarbonyl; R^1 is selected from H, C_1 - C_6 alkyl residues, $(CH_2)_a$ NHW¹, $(CH_2)_b$ COW², $(CH_2)_c$ OW³, CH(Me)OW⁴, $(CH_2)_d$ - C_6H_4 --W⁵ and $(CH_2)_e$ SW⁶, where a is 2-5, b is 1-4, c is 1-2, d is 1-2, e is 1-3, W¹ is COW⁶, CO₂W⁶ or SO₂W⁶, W² is OH, NH₂, OW⁶ or NHW⁶, W³ is H or W⁶, W⁴ is H or W⁶, W⁵ is H, OH or OMe,
 10 and W⁶ is C_1 - C_6 alkyl, optionally substituted phenyl, optionally substituted heteroaryl or benzyl and R₂ is selected from H and $(CH_2)_n$ -- C_5H_3 N--Y, where n is 2-4 and Y is H, F, Cl, NO₂ or CN, or R¹ and R² together are -- $(CH_2)_p$ -- where p is 3 or 4; R_{sup.3} is selected from H, C_1 - C_6 alkyl and phenyl; R⁴ is selected from H, C_1 - C_6 alkyl, benzyl and optionally substituted phenyl; R⁵ and R⁶ are each independently selected from H and C_1 - C_6 alkyl or together are -- $(CH_2)_m$ --, where m is 4-6; R⁷ is selected from pyridyl and optionally substituted phenyl; R⁸ is selected from H and C_1 - C_3 alkyl; and R⁹ is selected from H, C_1 - C_6 alkyl, C_1 - C_6 alkoxy and phenyl.

EP 1 560 811 discloses a compound of formula (30) which inhibit dipeptidyl peptidase IV
 20 (DPP-IV) and claims to be useful in the prevention or treatment of diabetes, especially type II diabetes, as well as hyperglycemia, Syndrome X, hyperinsulinemia, obesity, atherosclerosis, and various immunomodulatory diseases.



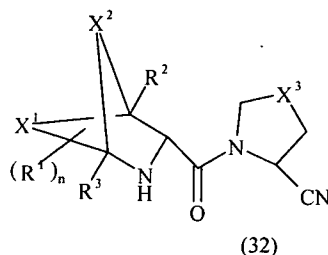
Literature providing DPP-IV inhibitors wherein, Ra and Rb of the basic backbone provided in figure A become part of a ring is summarized below.

5 US 20050070719 discloses a compound of Formula 31 and pharmaceutically acceptable derivatives thereof as inhibitors of DPP IV. The compounds were claimed to be useful in the treatment of neurological disorders, diabetes, inflammatory disorders such as arthritis, obesity, osteoporosis, and of such other enumerated conditions as can be treated with inhibitors of DPP IV,



10 wherein the pyrrolidine ring formed by X, Z, N, and the carbon atoms to which they are attached, is saturated, or optionally contains one double bond; X is selected from the group consisting of CH₂, CH, S, O, NH, N, C=O, CF₂, CF, CH--Y, and C--Y; Z is selected from the group consisting of CH₂, CH, CF₂, CF, C--Y and CH--Y; wherein Y is halogen, hydroxy, or C₁-C₃ alkyloxy; and wherein one of X or Z must be CH₂; or CH if said pyrrolidine ring
 15 contains one double bond; M, Q, and V represent carbon atoms; n is 0 or 1; and where either R¹ and R², taken together with V and Q, or R² and R³, taken together with Q and M, form a 3-6 membered, saturated carbocyclic or heterocyclic ring which may contain one or two heteroatoms selected from the group consisting of O, S, and N.

20 US 7,186,731 discloses compound of formula (32) having DPP IV inhibiting activity and claimed to be useful in the treatment of conditions mediated by DPP-IV, such as non insulin dependent diabetes mellitus.

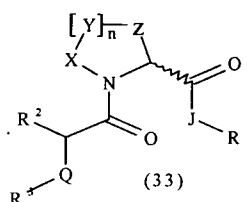


16

wherein X1 and X2 each is independently lower alkylene; X3 is +CH₂, +CHF or +CF₂; R1 is a substituent as described in the patent specification, R2 and R3 each is independently H or lower alkyl; n is 0, 1, 2, 3 or 4.

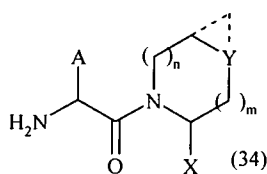
- 5 Pyrrolidine ring expansion, substitution at ring nodes and substitution at rest of the places in the backbone were also tried by various inventors to provide alternative DPP – IV inhibitors.

WO 2004041795 discloses compound of formula (33) as dipeptidyl peptidase IV (DPP-IV) inhibitors, its pharmaceutical compositions and method of treating medical conditions using
 10 compound of formula (33). The inventors claim the usefulness of these compounds in the treatment of neurological disorders, diabetes, inflammatory disorders such as arthritis, obesity, osteoporosis, and of such other enumerated conditions as can be treated with inhibitors of DPP-IV.



15

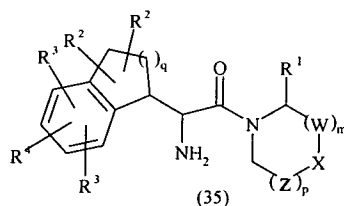
US 20050090539, US 20050038020 provide adamantylglycine-based inhibitors of dipeptidyl peptidase IV of Formula (34) or a pharmaceutically acceptable salt thereof for the treatment of diabetes and related diseases.



20 wherein: n is 0, 1 or 2; m is 0, 1 or 2; the dashed bonds forming a cyclopropyl ring when Y is CH; X is hydrogen or CN; Y is CH, CH₂, CHF, CF₂, O, S, SO, or SO₂ A is substituted or unsubstituted; R¹ and R² are each independently selected from hydrogen, alkyl, alkenyl, alkynyl, aryl and heteroaryl; including pharmaceutically acceptable salts thereof, and prodrug esters thereof, and all stereoisomers thereof.

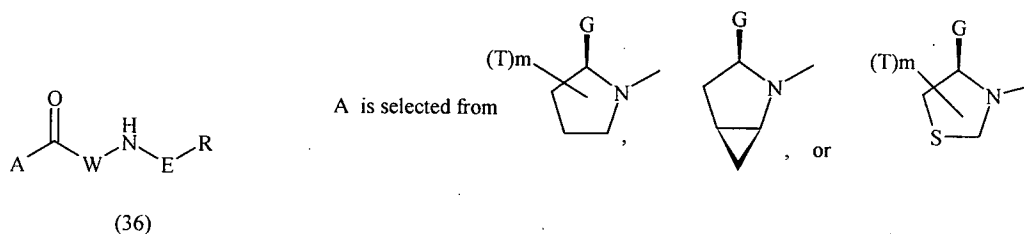
25

US 20060281727 describes phenylalanine derivatives of formula (35) which are inhibitors of the DPP-IV enzyme and are claimed to having utility in the treatment or prevention of diseases in with the said enzyme is involved, such as diabetes and particularly type 2 diabetes.



5

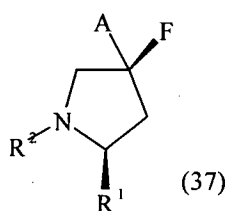
WO 2007029086 relates to 3-azabicyclo[3,1,0]hexane derivatives of formula (36) as DPP-IV inhibitors.



- 10 In the recent past certain developments pertaining to the class of five membered ring systems like pyrrolidine, thiazolidine, oxothiazolidine and six membered ring systems like piperidine as DPP-IV inhibitors are summarized below.

- 15 WO 2006116157, filed by Alantos pharmaceuticals Inc., relates to pyrrolidine and thiazolidine DPP-IV inhibitors claimed to be having utility in the treatment of DPP IV mediated diseases, in particular Type – 2 diabetes.

US 20070112205 discloses cyanopyrrolidine derivatives represented formula (37) or a salt thereof



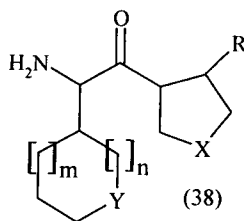
20

wherein A is a hydrogen atom or a fluorine atom, R¹ is --CONH₂ or --CN and R² is a hydrogen atom, a tert-butoxycarbonyl group, a trityl group, an o-nitrobenzenesulfonyl group, a benzyloxycarbonyl group, a fluorenyloxycarbonyl group, an allyloxycarbonyl group or --C(=O)--CH₂-R_c wherein R_c is a halogen atom, a methanesulfonyloxy group, a p-toluenesulfonyloxy group or a hydroxyl group.

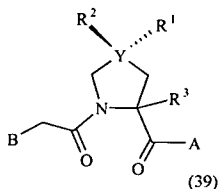
US 20040180925 describes various dipeptidylpeptidase-IV inhibitors represented by general formula A-B-D, wherein A represents a substituted or unsubstituted 1-pyrrolidinyl group, a substituted or unsubstituted 3-thiazolidinyl group, a substituted or unsubstituted 1-oxo-3-thiazolidinyl group, or the like; B represents a) a group represented by --(C(R¹)(R²))_kCO-- (wherein k represents an integer of from 1 to 6, R¹ and R² may be the same or different and each represents a hydrogen atom, a hydroxyl group, a halogen atom, or the like) or the like; D represents --U--V [wherein U represents a substituted or unsubstituted piperazinediyl group or the like, V represents -E-R⁷ (wherein E represents a single bond, -CO-, -(C=O)O-, or -SO₂-; R⁷ represents a hydrogen atom, a substituted or unsubstituted alkyl group, or the like)] or a pharmacologically acceptable salt thereof.

US 20040110817 discloses inhibitors (compounds of formula 38) of the enzyme dipeptidyl peptidase-IV, pharmaceutical compositions comprising the compounds and the use of such compounds for treating diseases that are associated with proteins that are subject to processing by DPP-IV, such as Type 2 diabetes mellitus, hyperglycemia, impaired glucose tolerance, metabolic syndrome (Syndrome X or insulin resistance syndrome), glucosuria, metabolic acidosis, cataracts, diabetic neuropathy, diabetic nephropathy, diabetic retinopathy, diabetic cardiomyopathy, Type 1 diabetes, obesity, conditions exacerbated by obesity, hypertension, hyperlipidemia, atherosclerosis, osteoporosis, osteopenia, frailty, bone loss, bone fracture, acute coronary syndrome, infertility due to polycystic ovary syndrome, short bowel syndrome, anxiety, depression, insomnia, chronic fatigue, epilepsy, eating disorders, chronic pain, alcohol addiction, diseases associated with intestinal motility, ulcers, irritable bowel syndrome, inflammatory bowel syndrome and to prevent disease progression in Type 2 diabetes. The invention also relates to a method of identifying an insulin secretagogue agent for diabetes.

19



WO 2005037828 describes pyrrolidine-based compounds of formula (39) having DPP-IV inhibitory activity. The specification also describes the methods of preparing the said compounds and pharmaceutical compositions containing them.

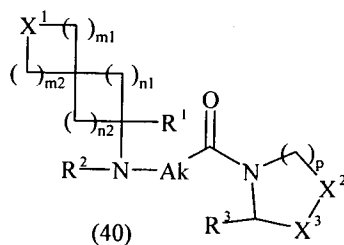


5

US 7,109,347 relates to method of treating breast cancer comprising administration of the therapeutically effective amount of an atleast one inhibitor of DPP IV, wherein the said inhibitor is an amino acid linked to a thiazolidine or a pyrrolidine group by a peptide bond.

10

US 20050261501 discloses compounds of formula (40) useful as DPP-IV inhibitors.

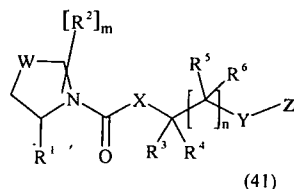


wherein: X_1 represents an atom or group selected from $CR^{4a}R^{4b}$, O, $S(O)_{q_1}$ and NR^5 , wherein R^{4a} , R^{4b} , q_1 and R^5 are as defined in the specification, m_1 represents zero or an integer from 1 to 4 inclusive, m_2 represents an integer from 1 to 4 inclusive, n_1 and n_2 , which may be identical or different, each represent an integer from 1 to 3 inclusive, R^1 represents hydrogen or a group selected from carboxy, alkoxy carbonyl, optionally substituted carbamoyl and optionally substituted alkyl, R^2 represents hydrogen or alkyl, Ak represents an optionally substituted alkylene chain, p represents zero, 1 or 2, R^3 represents hydrogen or cyano, X^2 and X^3 , which may be identical or different, each represent either $S(O)_{q_2}$, or

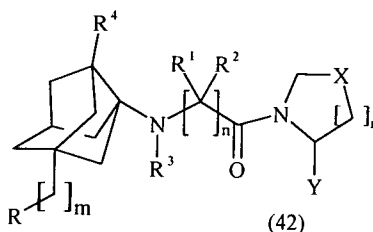
20

$CR^{6a}R^{6b}$, wherein q_2 , R^{6a} and R^{6b} are as defined in the description, its optical isomers, where they exist, and its addition salts with a pharmaceutically acceptable acid.

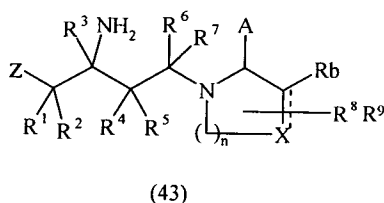
US 20070093492 describes pyrrolidine compounds of the formula (41) and methods for using them to inhibit dipeptidyl peptidase IV or treat Type II diabetes. The compounds were claimed to have usefulness in the treatment of type 2 diabetes.



WO 2007113634 describes compounds represented by formula (42) as DPP IV inhibitors having usefulness in the treatment of type II diabetes and diabetic complications thereof and also in the treatment of dislipidemia, hypercholesterolemia, obesity and hyperglycemia.

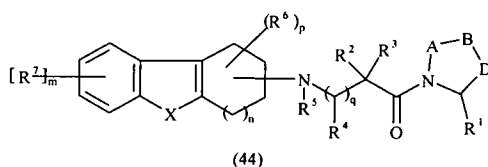


US 20080015146 describes compound of formula (43) as DPP IV inhibitors and claimed to have utility in the treatment of non-insulin-dependent diabetes mellitus.

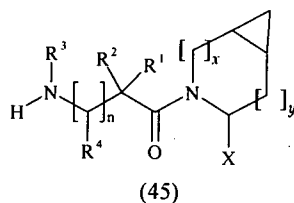


WO 2005033099 relates to DPP-IV inhibitors of the formula (44), and their analogs, isomers, pharmaceutical compositions and therapeutic uses. Such novel compounds are claimed to be potent and selective inhibitors of DPP-IV, and are effective in treating conditions that may be regulated or normalized via inhibition of DPP-IV. The invention also concerns pharmaceutical compositions comprising the novel compounds of formula (44), methods of inhibiting DPP-IV comprising administering to a subject in need thereof a therapeutically effective amount of said compound and processes for their preparation.

21



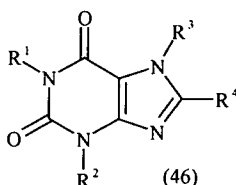
US 6,395,767 discloses compounds of formula (45) as dipeptidyl peptidase IV (DP 4) inhibitors.



where x is 0 or 1 and y is 0 or 1 (provided that x=1 when y=0 and x=0 when y=1); n is 0 or 1; X is H or CN. A method is also provided for treating diabetes and related diseases, especially Type II diabetes, and other diseases; employing such DP 4 inhibitor or a combination of such DP 4 inhibitor and one or more of another antidiabetic agent such as metformin, glyburide, troglitazone, pioglitazone, rosiglitazone and/or insulin and/or one or more of a hypolipidemic agent and/or anti-obesity agent and/or other therapeutic agent.

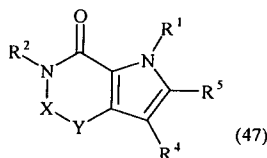
Various Xanthine type molecules were also found to have DPP-IV inhibitory activity as evident from following literature.

US 20060205711 relates to substituted xanthines of general formula (46) wherein R¹ to R⁴ are defined as in the specification, which have an inhibiting effect on the activity of the enzyme dipeptidylpeptidase-IV (DPP-IV).



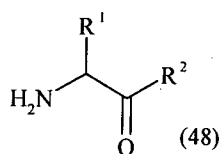
WO 2007071738 describes deaxanthine and deazahypoxanthine compounds, of formula (47), wherein X is -CH= and Y is =N-; or X is -C(O)- and Y is -NR³-; The compounds may be useful in the therapy of diseases and conditions in which dipeptidylpeptidase-IV (DPP-IV)

is implicated. The compounds were disclosed to have DPP IV inhibitory activity and claimed to have utility in the treatment of diabetes.



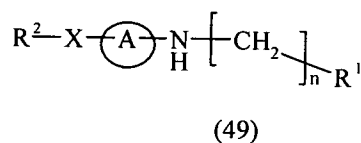
- 5 Compounds from other chemical class shown to have DPP-IV inhibitory activity are provided below.

US 6,710,040 relates to dipeptidyl peptidase-IV inhibitors of formula (48), pharmaceutical compositions comprising the compounds and the use of such compounds for treating
10 diseases that are associated with proteins that are subject to processing by DPP-IV.



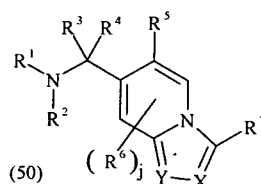
wherein: R¹ is 3-fluoroazetid-1-yl, 3,3-difluoroazetid-1-yl, 3,4-difluoropyrrolidin-1-yl, 3,3,4-trifluoropyrrolidin-1-yl, 3,3,4,4-tetrafluoropyrrolidin-1-yl, 3-fluoropiperidin-1-yl, 4-fluoropiperidin-1-yl, 3,4-difluoropiperidin-1-yl, 3,5-difluoropiperidin-1-yl, 3,3-difluoropiperidin-1-yl, 4,4-difluoropiperidin-1-yl, 3,4,5-trifluoropiperidin-1-yl, 3,3,4-trifluoropiperidin-1-yl, 3,3,5-trifluoropiperidin-1-yl, 3,4,4-trifluoropiperidin-1-yl, 3,3,4,5-tetrafluoropiperidin-1-yl, 3,4,4,5-tetrafluoropiperidin-1-yl, 3,3,4,4-tetrafluoropiperidin-1-yl, 3,3,5,5-tetrafluoropiperidin-1-yl, 3,3,4,5,5-pentafluoropiperidin-1-yl, 3,3,4,4,5-pentafluoropiperidin-1-yl or 3,3,4,4,5,5-hexafluoropiperidin-1-yl; and R² is (C₁ -C₈)alkyl or (C₃ -C₈)cycloalkyl.

20 WO 2006012395 and WO 2006012441 relate to a series of compounds having the general formula (49) as DPP IV inhibitors and claimed to be useful in treatment of diabetes.

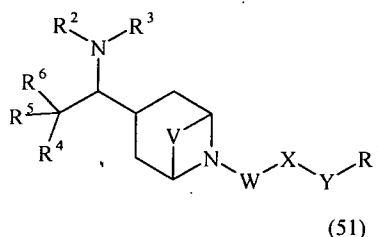


Wherein X is NR³ or O; n is 1 or 2; A is a bicyclic carbocycle and R¹ and R² is as described in the specification.

5 WO 2007113226 describes compounds of formula (50) for the treatment of non-insuline-dependent diabetes mellitus.



10 WO 2007115821 discloses the compounds of formula (51) and their use as DPP IV inhibitors. The compounds were claimed to have utility in the treatment of diabetes and metabolic disorders.



15 However there still remains need to provide new compounds having inhibitory activity against DPP IV

OBJECTIVE OF THE INVENTION

20 The main objective of the present invention is therefore to provide novel compounds of the general formula A, their tautomeric forms, their stereoisomers, their racemates, their pharmaceutically acceptable salts, pharmaceutical compositions containing them, process and intermediates for the preparation of the compounds given in Formula A which have inhibitory activity against DPP IV

Another objective of the present invention to develop novel compounds which are effective and useful to lower increased levels of glucose, lipids, to improve insulin resistance, to

decrease body weight, for the treatment and/ or prophylaxis of metabolic disorders such as type II diabetes, obesity, hyperlipidemia, with better efficacy and lower toxicity.

SUMMARY OF THE INVENTION

- 5 According to one aspect of the present invention there is provided novel organic compounds represented by the general formula (A), their stereoisomers, their racemates, their pharmaceutically acceptable salts, and pharmaceutical compositions containing them or mixture thereof.
- 10 In yet another aspect, the present invention provides a process for the preparation of novel organic compounds of the general formula (A), their stereoisomers, their pharmaceutically acceptable salts, pharmaceutical compositions containing them.

A further aspect of the present invention is to provide novel intermediates, a process for their preparation and their use in methods of making compounds of the general formula (A).

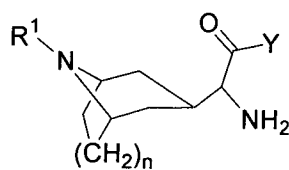
15

DETAILED DESCRIPTION OF THE INVENTION

The novel organic compounds of present invention represented by the general formula (A) is useful for reducing blood glucose, lowering lipid levels, cholesterol and reducing body weight and also have some excellent effects in the treatment and/or prophylaxis of diseases caused by insulin resistance such as type II diabetes, hyperlipidemia, obesity, impaired glucose tolerance, diabetic complications with better efficacy, potency, without or reduced toxicity.

The present invention is related to the compounds of the general formula A in *exo* configuration,

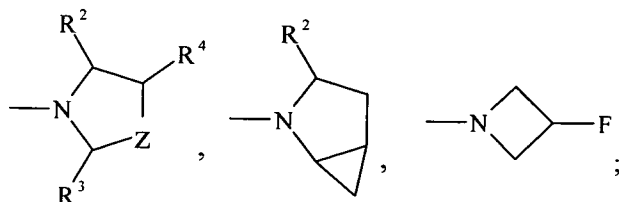
25



(A)

their optical isomers and pharmaceutically acceptable salts thereof, wherein,
n = 1, 2

Y is selected from the groups



wherein, Z represents CH₂, -S-, CHF;

R¹ is selected from groups consisting of

- 5 i) Hydrogen;
- ii) C₁-C₈alkyl (straight or branched) substituted with 1 to 3 substituents selected from halogens, such as pentyl, trifluoropropyl;
- iii) cycloalkyl or cycloalkenyl having 3-10 carbon atoms such as cyclohexyl or cyclohex-2-enyl;
- 10 iv) cycloalkylmethyl having 4-10 carbon atoms such as cyclohexyl methyl;
- v) Bridged polycycloalkyl methyl having 5 to 12 carbon atoms such as adamantyl methyl;
- vi) phenyl which is unsubstituted or substituted with 1-3 substituents each independently selected from cyano or methanesulfonyl;
- 15 vii) aralkyl group such as benzyl which is unsubstituted or substituted with 1 to 3 substituents selected from halogens;
- viii) heteroaryl group such as pyridyl unsubstituted or substituted with cyano;
- ix) heteroaralkyl group such as pyridyl methyl;
- x) aralkoxyalkyl group such as benzyloxy ethyl;
- 20 xi) SO₂R⁵; where R⁵ is methyl, thiophenyl, or phenyl unsubstituted or substituted with 1 to 3 fluoro;
- xii) -CONHR⁶ or -CSNHR⁶ or -CONHSO₂R⁶; where R⁶ is phenyl unsubstituted or substituted with 1 to 3 substituents each independently selected from chloro, fluoro, trifluoromethyl and methoxy;
- 25 xiii) R⁷CO-, wherein R⁷ is selected from
 - a. phenyl unsubstituted or substituted with 1 to 3 substituents selected from halogen, trifluoromethyl, cyano;
 - b. benzo[1,3]dioxolyl;

- c. adamantyl;
- d. heteroaryl such as thiophenyl; furyl; pyrazinyl; pyridyl unsubstituted or substituted with a substituent selected from halogen, cyano, methyl, benzyloxy;
- 5 e. N-acetylpiperidinyl;
- f. Cyclohexyl;
- g. Pyridine methyl;

R² is selected from hydrogen, CN, COOH, or isosteres of COOH, wherein said isosteres of
 10 COOH are selected from the groups consisting of esters, tetrazole, acid anhydrides, CH₂OH, CH₂OBn, CONHOH, CONH₂;

R³ is selected from hydrogen, -CN, C₂-C₅ alkynyl;

R⁴ is selected from hydrogen or fluoro.

15

A compound its stereoisomers, racemates, pharmaceutically acceptable salts thereof as described herein above wherein the compound of the general formula (A) is selected from:

20 (2S)-1-((2S)-2- Amino-2-[8-(2,4,5-trifluorobenzoyl)-8-aza-bicyclo[3.2.1]oct-3-yl]-exo-ethanoyl)-pyrrolidin-2- carbonitrile trifluoroacetic acid salt (Compound No.1)

(2S)-1-((2S)-2- Amino-2-[8-(4-trifluoromethylbenzoyl)-8-aza-bicyclo[3.2.1]oct-3-yl]-exo-ethanoyl)-pyrrolidin-2- carbonitrile trifluoroacetic acid salt (Compound No.2)

25 (2S)-1-((2S)-2- Amino-2-[8-(adamantane-1-carbonyl)-8-aza-bicyclo[3.2.1]oct-3-yl]-exo-ethanoyl)-pyrrolidin-2- carbonitrile trifluoroacetic acid salt (Compound No.3)

(2S)-1-((2S)-2- Amino-2-[8-(pyridine-4-carbonyl)-8-aza-bicyclo[3.2.1]oct-3-yl]-exo-ethanoyl)-pyrrolidin-2- carbonitrile trifluoroacetic acid salt (Compound No.4)

30

(2S)-1-((2S)-2- Amino-2-[8-(4-cyano-benzoyl)-8-aza-bicyclo[3.2.1]oct-3-yl]-exo-ethanoyl)-pyrrolidin-2- carbonitrile trifluoroacetic acid salt (Compound No.5)

(2S)-1-((2S)-2- Amino-2-[8-(2,5-difluorobenzoyl)-8-aza-bicyclo[3.2.1]oct-3-yl]-exo-ethanoyl)-pyrrolidin-2- carbonitrile trifluoroacetic acid salt (Compound No.6)

- 5 (2S)-1-((2S)-2- Amino-2-[8-(2-fluoro-pyridine-4-carbonyl)-8-aza-bicyclo[3.2.1]oct-3-yl]-exo-ethanoyl)-pyrrolidin-2- carbonitrile trifluoroacetic acid salt (Compound No.7)

(2S)-1-((2S)-2-Amino-2-(8-aza-bicyclo[3.2.1]oct-3-yl)-exo-ethanoyl)-pyrrolidin-2- carbonitrile trifluoroacetic acid salt (Compound No.8)

10

(2S)-1-((2S)-2- Amino-2-[8-(2,4,5-trifluorobenzyl)-8-aza-bicyclo[3.2.1]oct-3-yl]-exo-ethanoyl)-pyrrolidin-2- carbonitrile trifluoroacetic acid salt (Compound No.9)

- 15 Methyl-(2S)-1-((2S)-2- amino-2-[8-(4-trifluoromethyl-benzoyl)-8-aza-bicyclo[3.2.1]-oct-3-yl]-exo-ethanoyl)-pyrrolidin-2- carboxylate trifluoroacetic acid salt (Compound No.10)

(2S)-1-((2S)-2- amino-2-[8-(4-trifluoromethyl-benzoyl)-8-aza-bicyclo[3.2.1]-oct-3-yl]-exo-ethanoyl)-pyrrolidin-2- carboxylic acid trifluoroacetic acid salt (Compound No.11)

- 20 (2S)-1-((2S)-2- amino-2-[8-(4-trifluoromethyl-benzoyl)-8-aza-bicyclo[3.2.1]-oct-3-yl]-exo-ethanoyl)-pyrrolidin-2- carboxamide trifluoroacetic acid salt (Compound No.12)

(2S)-1-((2S)-2-Amino-2- [8-(4-trifluoromethyl-benzoyl)-8-aza-bicyclo [3.2.1]-oct-3-yl]-exo-ethanoyl)-2-(2H-tetrazol-5-yl) pyrrolidine hydrochloride (Compound No.13)

25

(2S)-((2S)-1-((2S)-2-Amino-2-(8-(benzo [1,3] dioxole -5-carbonyl)-8-aza-bicyclo [3.2.1]-oct-3-yl)-exo-acetyl)-pyrrolidin-2- yl) methanol trifluoroacetic acid salt (Compound No.14)

- 30 (2S, 4S)-1-((2S)-2-Amino-2-[8-(4-trifluoromethylbenzoyl)-8-aza-bicyclo[3.2.1]oct-3-yl]-exo-ethanoyl)-4-fluoro-pyrrolidin-2- carbonitrile hydrochloride salt (Compound No.15)

(2S, 4S)-1-{ (2S)-2- Amino-2-[8-(2,4,5-trifluorobenzoyl)-8-aza-bicyclo[3.2.1]oct-3-yl]-exo-ethanoyl}-4-fluoro-pyrrolidin-2- carbonitrile trifluoroacetic acid salt (Compound No.16)

5 (2S, 4S)-1-{ (2S)-2- Amino-2-[8-(2,5-difluorobenzoyl)-8-aza-bicyclo[3.2.1]oct-3-yl]-exo-ethanoyl}-4-fluoro-pyrrolidin-2- carbonitrile trifluoroacetic acid salt (Compound No.17)

Benzyl-(2S,5R)-1-((2S)-2- amino-2-[8-(4-trifluoromethyl-benzoyl)-8-aza-bicyclo[3.2.1]-oct-3-yl]-exo-ethanoyl)-5-cyano pyrrolidin-2- carboxylate trifluoroacetic acid salt (Compound No.18)

10

(2S, 4S)-1-((2S)-2- Amino-2-[8-(2,4,5-trifluorobenzoyl)-8-aza-bicyclo[3.2.1]oct-3-yl]-exo-ethanoyl)-4-fluoro-pyrrolidin-2- carbonitrile trifluoroacetic acid salt (Compound No.19)

15

(4S)-3-((2S)-2- Amino-2-[8-(4-trifluoromethylbenzoyl)-8-aza-bicyclo[3.2.1]oct-3-yl]-exo-ethanoyl)-thiazolidine-4- carbonitrile trifluoroacetic acid salt (Compound No.20)

3-((2S)-2- Amino-2-[8-(4-trifluoromethylbenzoyl)-8-aza-bicyclo[3.2.1]oct-3-yl]-exo-ethanoyl)-1,3-thiazolidine trifluoroacetic acid salt (Compound No.21)

20

(2S)-1-((2S)-2- Amino-2-[8-(4-trifluoromethyl phenyl carbamoyl)-8-aza-bicyclo[3.2.1] oct-3-yl]-exo-ethanoyl)-pyrrolidin-2- carbonitrile trifluoroacetic acid salt (Compound No.22)

25

(1S, 3S, 5S)-2-((2S)-2-Amino-2-[8-(2,4,5-trifluorobenzoyl)-8-aza-bicyclo [3.2.1]oct-3-yl]-exo-ethanoyl)-2-azabicyclo [3.1.0] hexane -3- carbonitrile trifluoroacetic acid salt (Compound No.23)

30

(1S, 3S, 5S)-2-((2S)-2-Amino-2-[8-(4-cyanobenzoyl)-8-aza-bicyclo [3.2.1]oct-3-yl]-exo-ethanoyl)-2-azabicyclo [3.1.0] hexane -3- carbonitrile trifluoroacetic acid salt (Compound No.24)

- (1S, 3S, 5S)-2-((2S)-2-Amino-2-[8-(pyridine-4-carbonyl)-8-aza-bicyclo [3.2.1]oct-3-yl]-exo-ethanoyl)-2-azabicyclo [3.1.0] hexane -3- carbonitrile trifluoroacetic acid salt (Compound No.25)
- 5 (1S, 3S, 5S)-2-((2S)-2-Amino-2-[8-(4-trifluoromethylbenzoyl)-8-aza-bicyclo [3.2.1]oct-3-yl]-exo-ethanoyl)-2-azabicyclo [3.1.0] hexane -3- carbonitrile trifluoroacetic acid salt (Compound No.26)
- (1S, 3S, 5S)-2-((2S)-2-Amino-2-[8-(2,5-difluorobenzoyl)-8-aza-bicyclo [3.2.1]oct-3-yl]-exo-ethanoyl)-2-azabicyclo [3.1.0] hexane -3- carbonitrile trifluoroacetic acid salt (Compound No.27)
- 10 (1S, 3S, 5S)-2-((2S)-2-Amino-2-[8-(2-fluoropyridine-4-carbonyl)-8-aza-bicyclo [3.2.1] oct-3-yl]-exo-ethanoyl)-2-azabicyclo [3.1.0] hexane -3- carbonitrile trifluoroacetic acid salt (Compound No.28)
- 15 (1R, 3R, 5R)-2-((2S)-2-Amino-2-[8-(2-fluoropyridine-4-carbonyl)-8-aza-bicyclo [3.2.1] oct-3-yl]-exo-ethanoyl)-2-azabicyclo [3.1.0] hexane -3- carbonitrile trifluoroacetic acid salt (Compound No.29)
- 20 (1R, 3R, 5R)-2-((2R)-2-Amino-2-[8-(2-fluoropyridine-4-carbonyl)-8-aza-bicyclo [3.2.1] oct-3-yl]-exo-ethanoyl)-2-azabicyclo [3.1.0] hexane -3- carbonitrile trifluoroacetic acid salt (Compound No.30)
- 25 (1S, 3S, 5S)-2-((2R)-2-Amino-2-[8-(2-fluoropyridine-4-carbonyl)-8-aza-bicyclo [3.2.1] oct-3-yl]-exo-ethanoyl)-2-azabicyclo [3.1.0] hexane -3- carbonitrile trifluoroacetic acid salt (Compound No.31)
- (1S, 3S, 5S)-2-((2S)-2-Amino-2-[8-(2-fluoropyridine-3-carbonyl)-8-aza-bicyclo [3.2.1] oct-3-yl]-exo-ethanoyl)-2-azabicyclo [3.1.0] hexane -3- carbonitrile trifluoroacetic acid salt (Compound No.32)
- 30

(1S, 3S, 5S)-2-((2S)-2-Amino-2-[8-(pyridine-3-carbonyl)-8-aza-bicyclo [3.2.1] oct-3-yl]-exo-ethanoyl)-2-azabicyclo [3.1.0] hexane -3- carbonitrile trifluoroacetic acid salt (Compound No.33)

5 (1S, 3S, 5S)-2-((2S)-2-Amino-2-[8-(thiophene-2-carbonyl)-8-aza-bicyclo [3.2.1] oct-3-yl]-exo-ethanoyl)-2-azabicyclo [3.1.0] hexane -3- carbonitrile trifluoroacetic acid salt (Compound No.34)

10 (1S, 3S, 5S)-2-((2S)-2-Amino-2-[8-(pyrazine-2-carbonyl)-8-aza-bicyclo [3.2.1] oct-3-yl]-exo-ethanoyl)-2-azabicyclo [3.1.0] hexane -3- carbonitrile trifluoroacetic acid salt (Compound No.35)

15 (1S, 3S, 5S)-2-((2R)-2-Amino-2-[8-(pyrazine-2-carbonyl)-8-aza-bicyclo [3.2.1] oct-3-yl]-exo-ethanoyl)-2-azabicyclo [3.1.0] hexane -3- carbonitrile trifluoroacetic acid salt (Compound No.36)

20 (1R, 3R, 5R)-2-((2S)-2-Amino-2-[8-(pyrazine-2-carbonyl)-8-aza-bicyclo [3.2.1] oct-3-yl]-exo-ethanoyl)-2-azabicyclo [3.1.0] hexane -3- carbonitrile trifluoroacetic acid salt (Compound No.37)

(1R, 3R, 5R)-2-((2R)-2-Amino-2-[8-(pyrazine-2-carbonyl)-8-aza-bicyclo [3.2.1] oct-3-yl]-exo-ethanoyl)-2-azabicyclo [3.1.0] hexane -3- carbonitrile trifluoroacetic acid salt (Compound No.38)

25 (1S, 3S, 5S)-2-((2S)-2-Amino-2-[8-(pyridine-2-carbonyl)-8-aza-bicyclo [3.2.1] oct-3-yl]-exo-ethanoyl)-2-azabicyclo [3.1.0] hexane -3- carbonitrile trifluoroacetic acid salt (Compound No.39)

30 (1S, 3S, 5S)-2-((2S)-2-Amino-2-[8-(furan-2-carbonyl)-8-aza-bicyclo [3.2.1] oct-3-yl]-exo-ethanoyl)-2-azabicyclo [3.1.0] hexane -3- carbonitrile trifluoroacetic acid salt (Compound No.40)

(1S, 3S, 5S)-2-((2S)-2-Amino-2-[8-(3-fluoropyridine-4-carbonyl)-8-aza-bicyclo [3.2.1] oct-3-yl]-exo-ethanoyl)-2-azabicyclo [3.1.0] hexane -3- carbonitrile trifluoroacetic acid salt (Compound No.41)

5 (1S, 3S, 5S)-2-((2S)-2-Amino-2-[8-(3,5-difluorobenzene sulfonyl)-8-aza-bicyclo [3.2.1] oct-3-yl]-exo-ethanoyl)-2-azabicyclo [3.1.0] hexane -3- carbonitrile trifluoroacetic acid salt (Compound No.42)

10 (1S, 3S, 5S)-2-((2S)-2-Amino-2-[8-(adamantane-1-carbonyl)-8-aza-bicyclo [3.2.1] oct-3-yl]-exo-ethanoyl)-2-azabicyclo [3.1.0] hexane -3- carbonitrile trifluoroacetic acid salt (Compound No.43)

15 (1S, 3S, 5S)-2-((2S)-2-Amino-2-[8-(benzo[1,3]dioxole-5-carbonyl)-8-aza-bicyclo [3.2.1] oct-3-yl]-exo-ethanoyl)-2-azabicyclo [3.1.0]-hexane -3- carbonitrile trifluoroacetic acid salt (Compound No.44)

(1S, 3S, 5S)-2-((2S)-2-Amino-2-[8-(benzo [1,3]-dioxole-5-carbonyl)-8-aza-bicyclo [3.2.1] oct-3-yl]-exo-ethanoyl)-2-azabicyclo [3.1.0]-hexane -3- carboxamide trifluoroacetic acid salt (Compound No.45)

20

(1S, 3S, 5S)-2-((2S)-2-Amino-2-[8-(benzo [1,3]-dioxole-5-carbonyl)-8-aza-bicyclo [3.2.1] oct-3-yl]-exo-ethanoyl)-2-azabicyclo [3.1.0]-hexane -3- carboxylic acid hydrochloride (Compound No.46)

25 (1S, 3S, 5S)-2-((2S)-2-Amino-2-[8-(3,3,3-trifluoro propyl)-8-aza-bicyclo [3.2.1] oct-3-yl]-exo-ethanoyl)-2-azabicyclo [3.1.0] hexane -3- carbonitrile trifluoroacetic acid salt (Compound No.47)

30 (1S, 3S, 5S)-2-((2S)-2- Amino-2-[8-(cyclohexyl methyl)-8-aza-bicyclo[3.2.1]oct-3-yl]-exo-ethanoyl)-2-azabicyclo [3.1.0] hexane -3- carbonitrile trifluoroacetic acid salt (Compound No.48)

(1S, 3S, 5S)-2-((2S)-2-Amino-2-[8-(adamantan-1-yl methyl)-8-aza-bicyclo [3.2.1] oct-3-yl]-exo-ethanoyl)-2-azabicyclo [3.1.0] hexane -3- carbonitrile trifluoroacetic acid salt (Compound No.49)

5 (1S, 3S, 5S)-2-((2S)-2-Amino-2-[8-(benzyloxy-ethyl)-8-aza-bicyclo [3.2.1] oct-3-yl]-exo-ethanoyl)-2-azabicyclo [3.1.0] hexane -3- carbonitrile trifluoroacetic acid salt (Compound No.50)

10 (1S, 3S, 5S)-2-((2S)-2-Amino-2-[8-(5-cyanopyridine-2-yl)-8-aza-bicyclo [3.2.1] oct-3-yl]-exo-ethanoyl)-2-azabicyclo [3.1.0] hexane -3- carbonitrile trifluoroacetic acid salt (Compound No.51)

15 (1S, 3S, 5S)-2-((2S)-2-Amino-2-[8-(4-cyano-phenyl)-8-aza-bicyclo [3.2.1] oct-3-yl]-exo-ethanoyl)-2-azabicyclo [3.1.0] hexane -3- carbonitrile trifluoro acetic acid salt (Compound No.52)

(1S, 3S, 5S)-2-((2S)-2-Amino-2-[8-(4-methanesulfonyl phenyl)-8-aza-bicyclo [3.2.1] oct-3-yl]-exo-ethanoyl)-2-azabicyclo [3.1.0] hexane -3- carbonitrile trifluoroacetic acid salt (Compound No.53)

20 (1S, 3S, 5S)-2-((2S)-2-Amino-2-[8-(2-pyridin-4-yl-acetyl)-8-aza-bicyclo [3.2.1] oct-3-yl]-exo-ethanoyl)-2-azabicyclo [3.1.0] hexane -3- carbonitrile trifluoroacetic acid salt (Compound No.54)

25 (1S, 3S, 5S)-2-((2S)-2-Amino-2-[8-(pyridine-4ylmethyl)-8-aza-bicyclo [3.2.1] oct-3-yl]-exo-ethanoyl)-2-azabicyclo [3.1.0] hexane -3- carbonitrile trifluoroacetic acid salt (Compound No.55)

30 (1S, 3S, 5S)-2-((2S)-2-Amino-2-[8-(methanesulfonyl)-8-aza-bicyclo [3.2.1] oct-3-yl]-exo-ethanoyl)-2-azabicyclo [3.1.0] hexane -3- carbonitrile trifluoroacetic acid salt (Compound No.56)

(1S, 3S, 5S)-2-((2S)-2-Amino-2-[8-(thiophene-2-sulfonyl)-8-aza-bicyclo [3.2.1] oct-3-yl]-exo-ethanoyl)-2-azabicyclo [3.1.0] hexane -3- carbonitrile trifluoroacetic acid salt (Compound No.57)

5 (1S, 3S, 5S)-2-((2S)-2-Amino-2-[8-(cyclohexane-carbonyl)-8-aza-bicyclo [3.2.1] oct-3-yl]-exo-ethanoyl)-2-azabicyclo [3.1.0] hexane -3- carbonitrile trifluoroacetic acid salt (Compound No.58)

10 (1S, 3S, 5S)-2-((2S)-2-Amino-2-[8-(1-ethyl-propyl)-8-aza-bicyclo [3.2.1] oct-3-yl]-exo-ethanoyl)-2-azabicyclo [3.1.0] hexane -3- carbonitrile trifluoroacetic acid salt (Compound No.59)

(1S, 3S, 5S)-2-((2S)-2-Amino-2-(8-cyclohexyl-8-aza-bicyclo [3.2.1] oct-3-yl)-exo-ethanoyl)-2-azabicyclo [3.1.0] hexane -3- carbonitrile trifluoroacetic acid salt (Compound No.60)

15

(1S, 3S, 5S)-2-((2S)-2-Amino-2-[8-(4-chlorophenylsulfonylcarbamoyl)-8-aza-bicyclo [3.2.1]oct-3-yl]-exo-ethanoyl)-2-azabicyclo[3.1.0] hexane -3-carbonitrile trifluoroacetic acid salt (Compound No.61)

20 ((2S)-2-Amino-2-[8-(3-fluoro-pyridine-4-carbonyl)-8-aza-bicyclo[3.2.1]oct-3-yl]-exo-ethanoyl)-3-fluoro-azetidine trifluoroacetic acid salt (Compound No.62)

(2S, 5R) - 1- ((2S)-2- Amino-2- [8-(4-trifluoromethyl-benzoyl)- 8-aza- bicyclo [3.2.1] oct-3-yl]-exo-ethanoyl) -5-ethynyl -pyrrolidin-2-carbonitrile trifluoro acetic acid salt (Compound No.63)

25

(2S, 5R)-1-((2S)-2-Amino-2-[8-(pyridin-4-carbonyl)-8-aza-bicyclo[3.2.1]oct-3-yl]-exo-ethanoyl)-5-ethynyl-pyrrolidin-2-carbonitrile trifluoroacetic acid salt (Compound No.64)

30 (2S, 5R)-1-((2S)-2-Amino-2-[8-(3-fluoropyridin-4-carbonyl)-8-aza-bicyclo[3.2.1]oct-3-yl]-exo-ethanoyl)-5-ethynyl-pyrrolidin-2-carbonitrile trifluoroacetic acid salt (Compound No.65)

(2S, 5R)-1-((2S)-2-Amino-2-[8-(2-fluoropyridin-4-carbonyl)-8-aza-bicyclo [3.2.1]-oct-3-yl]-exo-ethanoyl)-5-ethynyl-pyrrolidin-2-carbonitrile trifluoroacetic acid salt (Compound No.66)

5 (2S, 5R)-1-((2S)-2-Amino-2-[8-(benzo[1,3]dioxole-5-carbonyl)-8-aza-bicyclo [3.2.1] oct-3-yl]-exo-ethanoyl)-5-ethynyl-pyrrolidin-2-carbonitrile trifluoroacetic acid salt (Compound No.67)

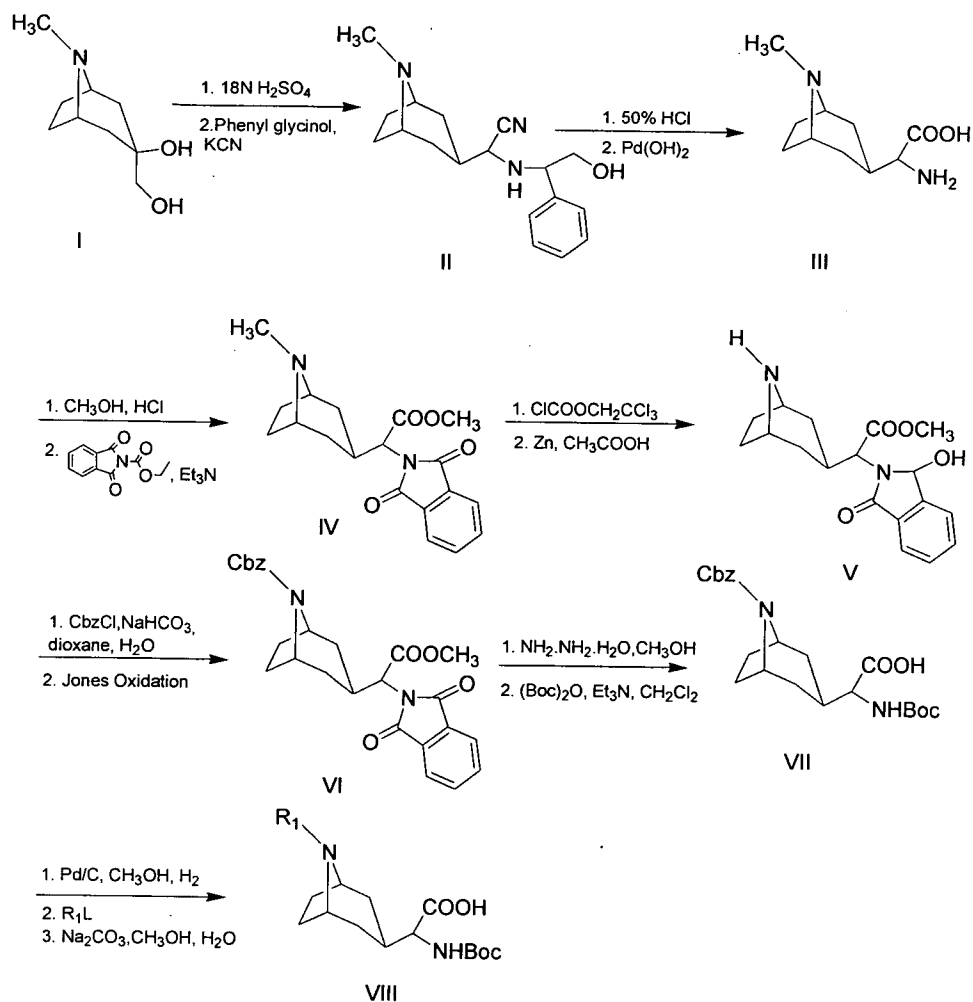
(1S, 3S, 5S)-2-((2S)-2-Amino-2-[8-(2-methoxyphenylthiocarbamoyl)-8-aza-bicyclo [3.2.1]oct-3-yl]-exo-ethanoyl)-2-azabicyclo[3.1.0] hexane -3-carbonitrile trifluoroacetic acid salt (Compound No.68)

10

(1S, 3S, 5S)-2-((2S)-2-Amino-2-[8-(1-acetyl-piperidine-4-carbonyl)-8-aza-bicyclo [3.2.1]oct-3-yl]-exo-ethanoyl)-2-azabicyclo[3.1.0] hexane -3-carbonitrile trifluoroacetic acid salt (Compound No.69)

15 (2S)-1-((2S)-2-Amino-2-[9-(4-trifluoromethyl-benzoyl)-9-azabicyclo [3.3.1] non-3-yl]-exo-ethanoyl)-pyrrolidin-2-carbonitrile trifluoro acetic acid salt (Compound No.70A & B)

20 The compounds of the invention were prepared as outlined below according to the methods described herein. However, the invention is not limited to these methods, the compounds may also be prepared as described for structurally related compounds in the literature.



Scheme 1

The compound of formula-I can be obtained by methods described in literature. Such as Ber. 29,1575,2216, (1896) and J.org.chem.27, 1269-1279, (1962). The compound of formula I was converted to the compound of the formula II by refluxing with 18N H₂SO₄ and subsequent reaction of aldehyde formed in situ at pH 6 (as a result of neutralization with a saturated aqueous solution of K₂CO₃) with R, S or RS phenyl glycinol in presence of sodium bisulphate and potassium cyanide under nitrogen atmosphere. This well known Strecker reaction is conducted at a temperature such as 0°C to 30°C for a suitable time such as 18-20 hours. The reaction forms two diastereomers of compound of formula II with *exo* and *endo* configuration if pure stereoisomer of phenyl glycinol is used as a reactant. Single

diastereomer with *Exo* configuration was isolated by column chromatography, which was further confirmed by single crystal X-ray diffraction analysis.

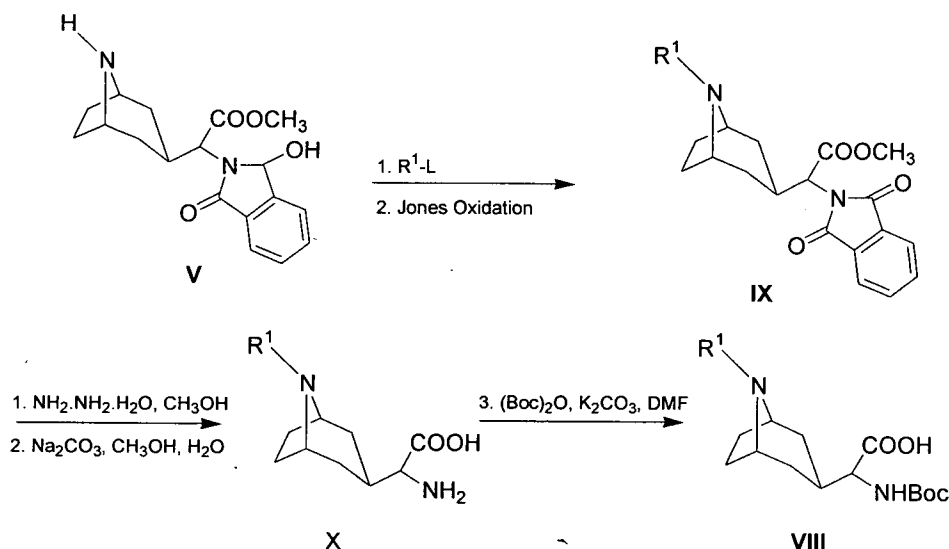
5 The nitrile group of the compound of formula II was converted to carboxylic acid with 50% HCl (6N) and the reaction is carried out at 0-25°C for a suitable time such as 20-25 hours. The product so obtained is subjected to hydrogenation in a parr apparatus under suitable pressure such as at 80-100 psi in the presence of the catalyst such as Pd (OH)₂ at 25- 30°C temperature for 12-15 hours to provide the compound of formula III. Compound of formula III was further converted to compound of formula IV by refluxing amino acid III in a
10 solvent such as methanol under HCl gas purging for 12-15 hours. Further, the resulting amino ester is protected with a phthalimido group, optionally in the presence of the suitable base such as triethyl amine or diisopropyl ethylamine and in a solvent such as THF for 2-3 hours.

15 N-demethylation of the compound of formula IV was achieved by two-step process as shown in the scheme-I. In this two step process, the compound of the formula IV was subjected to react with trichloroethyl chloroformate and anhydrous K₂CO₃ in a hydrocarbon solvent such as toluene and refluxing under nitrogen atmosphere for a suitable time, such as 2-3 hours followed by the reaction with Zn, acetic acid, H₂O at a temperature, such as 10-
20 30°C temperature for a suitable time 16 hours to provide the compound of formula V.

The compound of the formula V was protected with a suitable protecting group such as benzyloxy carbonyl (CBZ), so that later in the synthesis it could be removed easily while keeping other protecting groups such as *tert*-butoxycarbonyl intact. Protection with CBZ was
25 readily accomplished by treatment of compound of formula V with benzyl chloroformate in a solvent such as dioxane-H₂O in presence of a base such as NaHCO₃ at 0-30°C temperature for a suitable time such as 2 hours. The hydroxy group of resultant compound was oxidized to a compound of formula VI by suitable oxidation method such as Jones oxidation, Dess Martin, NaOCl-TEMPO, PDC etc. The method chosen for this transformation must be
30 compatible with the CBZ protecting group. One such approach is the oxidation of alcohol with Jones reagent in a solvent such as acetone at 0°C-30°C temperature for 1-2 hours.

The phthalimido group of the compound of formula VI was removed with hydrazine hydrate in solvent such as methanol at a temperature such as 0°C –30°C for suitable time such as 35-40 hours. Free amino group thus formed was protected with tert-butoxycarbonyl in solvent such as dichloromethane or THF, in presence of a base such as triethylamine or diisopropyl ethyl amine at a temperature 0°C –30°C and for suitable time 15-20 hours to provide the compound of formula VII. The benzyloxy-carbonyl of compound of formula VII was deprotected by hydrogenation in a parr apparatus in presence of 5% Pd/C in methanol at about 50 psi for about 3-4 hours.

10 The amine thus formed was reacted with either R¹L, wherein L is a leaving group such as halogen or hydroxy, R¹ is selected from it's definitions 'ii' to 'xi' and 'xiii' for compound of formula 'A'; or with R⁶N=C=O or R⁶N=C=S or R⁶SO₂N=C=O in case of R¹ is selected from definition 'xii' for compound of formula 'A', wherein R⁶ is selected from phenyl unsubstituted or substituted with chloro, fluoro, trifluoromethyl or methoxy; in presence of solvents such as haloganted hydrocarbon such as chloroform and dichloromethane, an aromatic hydrocarbon such as benzene and toluene an ether type solvent such as N, N'- dimethyl formamide N ethyl pyrrolidine and dimethyl sulfoxide, acetonitrile, using suitable coupling agents like EDCI, dicyclohexyl carbodiimide in presence of base such as triethyl amine or diisopropyl ethyl amine. The reaction temperature may be in range between 0°C to 100°C. The duration of the reaction may range from 1-30 hours. The inert atmosphere may be employed by using inert gases such as nitrogen, argon, or helium. The ester group of resultant compound can be hydrolyzed using standard procedures known to a skilled artisan or by other procedures described in the literature such as in presence of a base such as K₂CO₃, Na₂CO₃, LiOH in solvent such as methanol and H₂O at temperature such as 0°C – room temperature for a suitable time 15-20 hours to provide the compound of formula VIII. Wherein, if R¹ is cyclohex-2-enyl group, then such group is converted to cyclohexyl by catalytic hydrogenation; if R¹ is adamantane carbonyl, then such group is converted to adamantane.

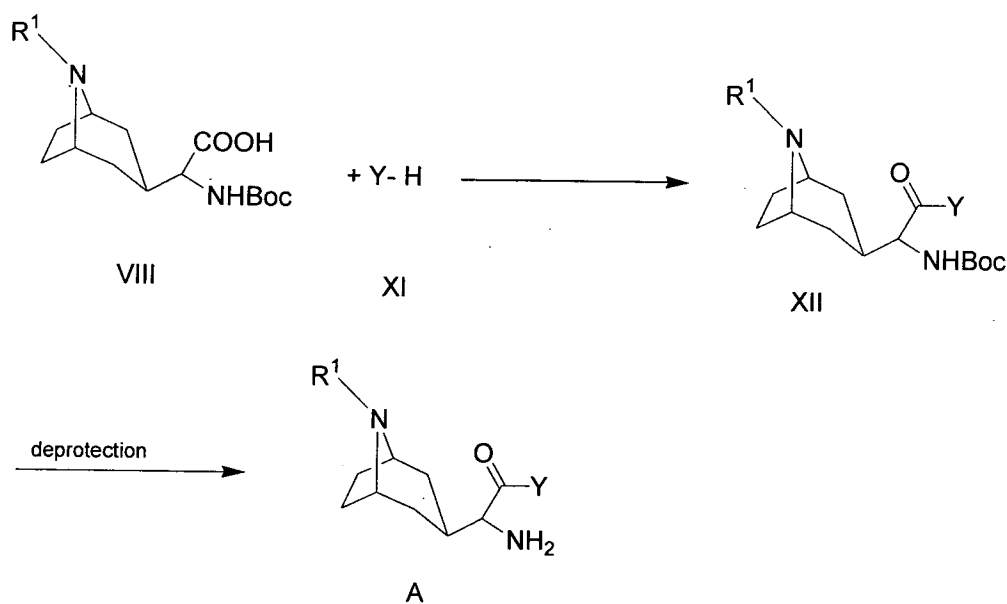


Scheme 2

Alternatively compound of formula VIII can be synthesized from compound of formula V as per scheme 2, which involves treatment of a compound of formula V with $\text{R}^1\text{-L}$ or $\text{R}^6\text{:N=C=O}$ or $\text{R}^6\text{-N=C=S}$ or $\text{R}^6\text{SO}_2\text{-N=C=O}$; wherein, R^1 is defined as under definition (v), (vi), (viii), (xi) and (xiii) for compound of formula 'A'; L is any suitable leaving group, more specifically hydroxy or halogen; R^6 is as defined herein above. The reaction can be carried out in the presence of solvents such as halogenated hydrocarbon like chloroform and dichloromethane, an aromatic hydrocarbon like benzene and toluene, an ether type solvent like diethyl ether, tetrahydrofuran and 1,4-dioxane, an aprotic polar solvent like N, N'-dimethylformamide N-methyl pyrrolidine and dimethyl sulfoxide, acetonitrile using suitable coupling agents like 1-ethyl-3-[3-(dimethyl amino) propyl] carbodi-imide (EDCI), dichloroethyl carbodiimide in presence of base such as triethyl amine, diisopropylethyl amine and the like. The reaction may also be carried out in the presence of hydroxybenzotriol (HOBT), 2,2'-bis(diphenylphosphine)-1,1'-binaphthyl (BINAP), cesium carbonate and palladium acetate. The reaction temperature may be range between 0°C to 100°C , the duration of reaction may range from 1-30 hours. The inert atmosphere may be employed by using inert gases such as nitrogen argon or helium. The resulting product was then oxidized to a compound of formula IX by Jones oxidation. The oxidation can also be achieved by other suitable methods known

to those skilled in art, such as Dess martin, NaOCl-TEMPO, PDC etc. The Jone's oxidation is carried out in a solvent such acetone at a temperature, such as 0°C-30°C for 0.5-2 hours.

The Phthalimido group of the compound of formula IX was then removed by hydrazine hydrate in a solvent such as methanol at a temperature such as 0°C -30°C and for suitable time 35-40 hours. The ester group of the resultant compound can be hydrolyzed using any standard procedures known to a skilled artisan or by other procedures known in the literature such as in presence of a base such as K₂CO₃, Na₂CO₃, LiOH in a solvent such as methanol and H₂O at temperature such as 0°C-30°C for a suitable time 15-20 hours to obtain the compound of formula X. The amino group of compound of formula X was protected with *tert*-butoxycarbonyl in a solvent such as N, N-dimethylformamide and in presence of a base such as K₂CO₃ at temperature 0°C-30°C for a suitable time 15-20 hours to obtain the compound of formula VIII.



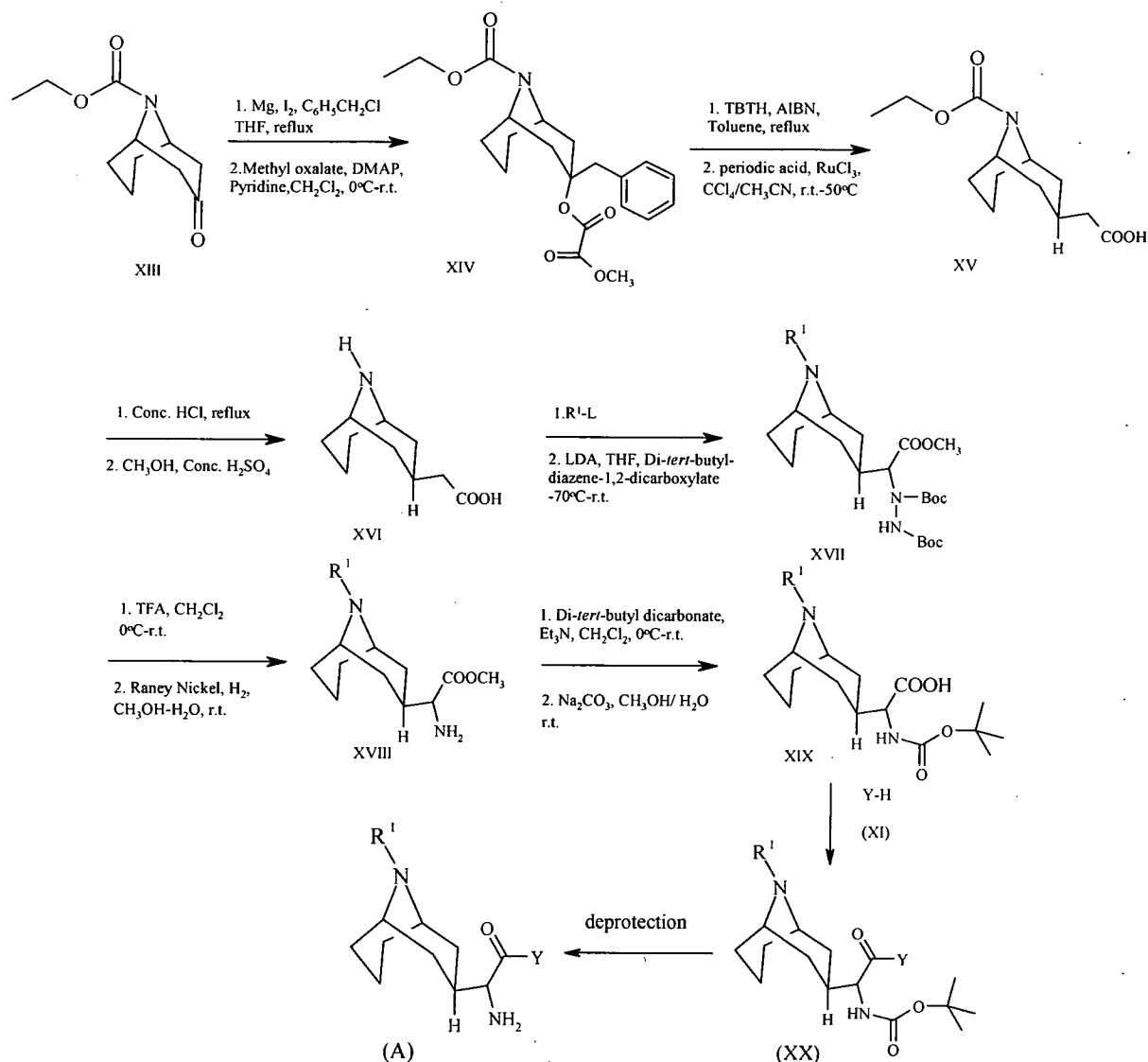
Scheme 3

15

Compound of formula VIII obtained by practicing scheme 1 or 2 can be further converted to compound of the formula A as per synthetic Scheme-3. Compound of formula VIII was converted to compound of formula XII by condensation with compound of formula XI under

standard peptide coupling conditions, for example, using EDCI, dicyclohexylcarbodiimide in presence of base such as triethyl amine, diisopropylethylamine and the like. The reaction may also be carried out in the presence of HOBT. The reaction temperature may be in the range between 0-35°C, the duration of reaction may range from 15-30 hours. If R² is -CONH₂, then -CONH₂ group is converted to -CN by treatment of dehydrating agent such as POCl₃; if R² is -COOH, then such group is converted to -CN by converting it to -CONH₂ and then treating the said amide with dehydrating agent such as POCl₃; if R² is -CN, then -CN group is converted to tetrazole by treatment with sodium azide or organic azides. The compound of formula XII was further deprotected using common methods known in the art such as using trifluoroacetic acid, in a solvent such as dichloromethane at a temperature 0-30°C for 30 minutes to one hours to give the compounds of general formula (A). Wherein, if R¹ is tert-butoxycarbonyl, then it was hydrolyzed to get hydrogen at R¹ position

Compound of general formula A, wherein n = 2 was synthesized as per scheme 4.



Scheme 4

The compounds of the formula XIII can be obtained by methods described in US4277472. The compound of the formula XIII is allowed to react with benzyl magnesium halide under Grignard conditions such as refluxing in a solvent like tetrahydrofuran and in presence of iodine for 16-18 hours to yield *endo* alcohol exclusively. Deoxygenation of tertiary alcohol of the intermediate can be accomplished using the Dolan- Mac Millan methodology [J. org. chem. 64, 4966-1968 (1999)]. Thus, the alcohol is subjected to react with methyl oxalate in a

solvent such as dichloromethane and in presence of bases such as pyridine or 2, 6-lutidine and 4-dimethylaminopyridine (DMAP) at a temperature 0°C-30°C and for a suitable time 18-20 hours to provide the compound of formula XIV.

5 The oxalate ester of the compound of formula XIV can be removed with tri butyl tin hydride (TBTH) and 2, 2' azo bis (2-methyl propionitrile) (AIBN) in a hydrocarbon solvent such as toluene at a reflux temperature for a suitable time 12-14 hours. The deoxygenation can also be carried out using other reagents such as tris (trimethyl silyl) silane and 2,2-azobisisobutyronitrile (AIBN) in a hydrocarbon solvent such as toluene at a reflux
10 temperature or refluxing with dialkyl phosphite and a radical initiator such as benzoyl peroxide in a hydrocarbon solvent such as toluene [J. Org. Chem. 58, 6838-6842 (1993); Tet. Let. 33, 2311-2314 (1992); Tet. Let. 33, 6629-6632 (1992)]. The phenyl ring of the deoxygenated product is oxidised with ruthenium trichloride and periodic acid in a solvent combination such as carbon tetrachloride and acetonitrile at a temperature 30°C-50°C for a
15 suitable time 2-3 hours to provide the compound of formula XV [J. Org. Chem, 46, 3936-3938 (1981)].

The ethyl carbamate of the compound of formula XV can be removed with conc. HCl at a temperature 100°C for a suitable time 8-10 hours. The carboxylic acid of the resultant
20 intermediate is then converted to its methyl ester, (intermediate XVI) by refluxing in a solvent such as methanol using catalytic amount of conc. H₂SO₄ for a suitable time 15-20 hours. The major *exo* product was isolated by column chromatography. The *exo* stereochemistry of the intermediate XVI was assigned by comparing ¹H NMR data as per Chem. Pharm Bull. Volume 43(8), page 1351 to 1357 (1995).

25 The intermediate XVI is then reacted with either R¹L, wherein L is a leaving group such as halogen or hydroxy, R¹ is selected from its definitions 'ii' to 'vi', viii, x and 'xiii' for compound of formula 'A'; or with R⁶N=C=O or R⁶SO₂N=C=O in case of R¹ is selected from definition 'xii' of compound of formula 'A', wherein R⁶ is selected from phenyl unsubstituted or
30 substituted with chloro, fluoro, trifluoromethyl or methoxy. The reaction can be carried out in the presence of solvents such as halogenated hydrocarbon such as chloroform and dichloromethane, an aromatic hydrocarbon such as benzene and toluene, an ether type

solvent such as diethyl ether, tetrahydrofuran and 1,4 -dioxane, an aprotic polar solvent such as N-methyl pyrrolidine, dimethyl sulfoxide, acetonitrile using suitable coupling agents such as EDCI. The reaction may be carried out in the presence of triethylamine, cesium carbonate, DMAP, HOBT, BINAP and palladium acetate. The reaction temperature may be
5 in the range between 0°C-100°C. The duration of the reaction may range from 1-30 hours. The inter atmosphere may be employed by using inert gases such as nitrogen, argon or helium. The resulting product is then treated with a base such as lithium diisopropylamide (LDA) and di-*tert*-butyl-diazene-1,2-dicarboxylate in a solvent such as tetrahydrofuran at a temperature -70°C-30°C for 14-16 hours to obtain the compound of formula XVII.

10

The *tert*-butoxy carbonyl groups of intermediate XVII can be deprotected using trifluoroacetic acid in a suitable solvent such as dichloromethane at a temperature 0°C-30°C for 4-6 hours. The resultant hydrazide is subjected to hydrogenation in an autoclave in a solvent such as methanol and water under suitable pressure such as 500-600 psi in the presence of
15 a catalyst such as Raney Nickel at 25-30°C for a suitable time 14-16 hours to obtain the compound of formula XVIII [Helv.chim.Acta 71, 1824-1839 (1988)].

20

The amino group of compound of formula XVIII is protected with *tert*-butoxy carbonyl in a solvent such as dichloromethane and in presence of a base such as triethyl amine at
20 temperature 0°C-30°C for a suitable time 15-20 hours. The ester group of the resultant compound can be hydrolyzed using any standard procedures known to any skilled in the art or by other procedures known in the literature such as in presence of a base such as potassium carbonate, sodium carbonate, lithium hydroxide in a solvent such as methanol and water at temperature such as 0°C-30°C for a suitable time 15-20 hours to obtain the
25 compound of formula XIX. Wherein, if R¹ is cyclohex-2-enyl group, then such group is converted to cyclohexyl by catalytic hydrogenation; if R¹ is adamantane carbonyl, then such group is converted to adamantane.

25

30

Compound of formula XIX obtained was further converted to compound of the formula XX by
30 condensation with compound of formula XI under standard peptide coupling conditions, for example, using EDCI, dicyclohexylcarbodiimide. The reaction may also be carried out in the presence of HOBT. The reaction temperature may be range between 0-35°C, the duration of

reaction may range from 15-30 hours. If R² is -CONH₂, then -CONH₂ group is converted to -CN by treatment of dehydrating agent such as POCl₃; if R² is -COOH, then such group is converted to -CN by converting it to -CONH₂ and then treating the said amide with dehydrating agent such as POCl₃; if R² is -CN, then -CN group is converted to tetrazole by treatment with sodium azide or organic azides. The compound of formula XX was further deprotected using common methods known in the art such as using trifluoroacetic acid, in a solvent such as dichloromethane at a temperature 0-30°C for 30 minutes to one hours to give the compounds of general formula (A). Wherein, if R¹ is tert-butoxycarbonyl, then it was hydrolyzed to get hydrogen at R¹ position.

The intermediates and the compounds of the present invention are obtained in pure form in a manner known per se, for example by distilling off the solvent in vacuum and re-crystallizing the residue obtained from a suitable solvent, such as pentane, diethyl ether, isopropyl ether, chloroform, dichloromethane, ethyl acetate, acetone or their combinations or subjecting it to one of the purification methods, such as column chromatography on a suitable support material such as alumina or silica gel using eluent such as dichloromethane, ethyl acetate, hexane, methanol, acetone and their combinations.

Salts are obtained by dissolving the free compound in a suitable solvent, for example in a chlorinated hydrocarbon, such as methyl chloride or chloroform or a low molecular weight aliphatic alcohol, for example, ethanol or isopropanol, which contains the desired acid or base or two which the desired acid or base is then added as described in ,Berge S.M. et al. "Pharmaceutical Salts, a review article in Journal of Pharmaceutical sciences volume 66, page 1-19 (1977)" and in handbook of pharmaceutical salts properties, selection, and use by P.H.Einrich Stahland Camille G.wermuth, wiley- VCH (2002).

The stereoisomers of the compounds of 8-aza-bicyclo[3.2.1]octane series of the present invention may be prepared by the Strecker reaction or according to the methods given in literature such as resolution of the achiral amino acids using an optically active amine or acid and separating the diastereomeric salt by fractional crystallization by column chromatography.

The present invention also provides pharmaceutical compositions containing compounds of general formula A as defined above, their tautomeric forms, their stereoisomers, their enantiomers, their diastereomers, their racemates, their pharmaceutically acceptable salts or their pharmaceutically acceptable solvates in combination with the usual pharmaceutically employed carrier, diluents and the like.

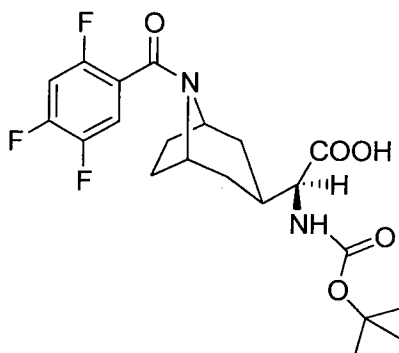
The presence of one or more asymmetric centers in the compounds of general formula A can give rise to stereoisomers and each case the invention is to be understood to extend to all such stereoisomers, including enantiomers and diastereomers and their mixtures, including racemic mixtures and E & Z geometrical isomers single or mixture of both isomers wherever possible in the compounds of general formula A.

The following examples are provided to further illustrate the present invention and therefore should not be construed to limit the scope of the invention. All ¹H NMR spectra were determined in the solvents indicated and chemical shifts are reported in δ units downfield from the internal standard tetramethylsilane (TMS) and interproton coupling constants are reported in Hertz (Hz).

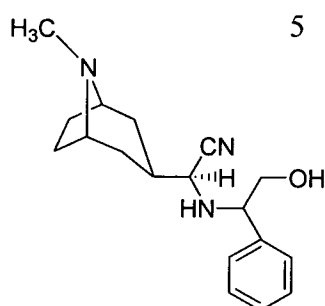
Intermediate 1

(2S)-2-(*tert*-Butoxycarbonyl)-amino-2-[8-(2,4,5-trifluoro-benzoyl)-8-aza-bicyclo [3.2.1]-oct-3-yl]-*exo*-ethanoic acid

46



Step 1: 1-(2-Hydroxy-1-(1R)-phenylethyl amino)-1-(8-methyl-8-aza-bicyclo[3.2.1]-oct-3-yl)-exo-methane-1- (1S)-carbonitrile



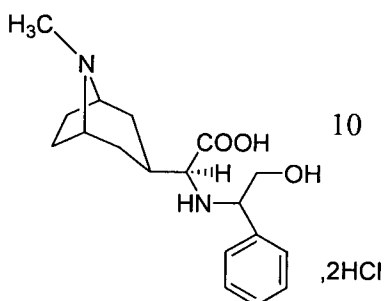
3-Hydroxymethyl-8-methyl-8-aza-bicyclo [3.2.1] octane-3-ol (prepared by the same
 10 procedure as described in Ber., 29, 1575, 2216, (1896) and J.Org. Chem.27, 1269-1279
 (1962), 36.8 g, 0.22 mol) was dissolved in H₂SO₄ (18 N, 110 ml) at room temperature and
 the reaction mixture was refluxed for 5.0 h. It was then cooled to 0 °C and neutralized to pH
 6 using a saturated K₂CO₃ solution. The reaction mixture was diluted with water (35.0 ml)
 and subsequently added NaHSO₃ (22.37g ,0.22 mol) , KCN (15.4 g, 0.24 mol) and (R)-(-)-2-
 15 phenylglycinol (29.5 g, 0.22 mol) at 0°C. The reaction mixture was brought to room
 temperature immediately and stirred for 18 hours. It was then extracted with ethyl acetate (3
 x 500 ml). The combined organic layer was washed with brine (100 ml), dried over
 anhydrous Na₂SO₄ and evaporated under reduced pressure to give a crude product, which
 was purified over neutral Al₂O₃ (Brockman III) using 20 - 40% ethyl acetate in hexane as an
 20 eluent to obtain the title compound (17.0g, 26%).

mp: 121-123°C

MS : *m/z* 300 (M+1)

$^1\text{H NMR}$ (CDCl_3 , 400MHz) : δ 1.52 - 1.63 (m, 4H), 1.66 - 1.83 (m, 3H), 1.91 - 2.09 (m, 3H), 2.28 (s, 3H), 2.32 (s, 1H), 3.06 (dd, $J_1 = 7.2$ Hz, $J_2 = 12.8$ Hz 1H), 3.17 - 3.27 (m, 2H), 3.54 (t, $J = 10$ Hz, 1H), 3.73-3.78 (m, 1H), 4.04 - 4.08 (m, 1H), 7.26 - 7.36 (m, 5H).

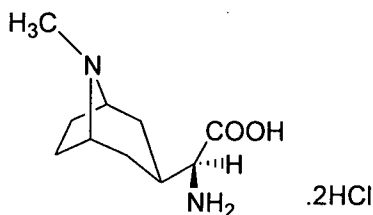
- 5 **Step 2:** 1-(2-Hydroxy-1-(1R)-phenylethyl amino)-1-(8-methyl-8-aza-bicyclo[3.2.1]-oct-3-yl)-exo-methane-1- (1S)-carboxylic acid dihydrochloride



- 15 To a stirred solution of conc. HCl (266 ml) was added 1-(2-hydroxy-1-(1R)-phenyl ethyl
lamino)-1-(8-methyl-8-aza-bicyclo[3.2.1]oct-3-yl)-exo-methane-1- (1S)-carbonitrile (Step1,
13.3 g, 0.044 mol) in small portions at 0°C. After the addition was completed, the reaction
mixture was brought to room temperature in 30 minutes and stirred at the same temperature
for 20 hours. The solvent was completely removed at 45 °C under reduced pressure, added
20 THF (150 ml) and again evaporated all the solvent. It was then dried under high vacuum to
yield the title compound quantitatively, which was subjected to next step as such without
purification.

MS : m/z 319 (M+1).

- 25 **Step 3:** (2S)-2-Amino-(8-methyl-8-aza-bicyclo[3.2.1]oct-3-yl)-exo-acetic acid dihydrochloride.

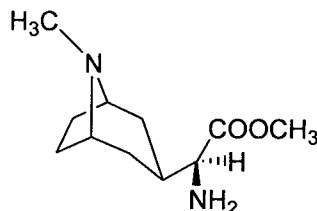


A solution of 1-(2-hydroxy-1- (1R)-phenylethylamino)-1-(8-methyl-8-aza-bicyclo[3.2.1]oct-3-yl)- *exo*-methane-1- (1S)-carboxylic acid dihydrochloride (step 2, 20.0 g, 51.2 mmol) in methanol (600ml) and glacial acetic acid (120 ml) was hydrogenated at room temperature in a pressure of 100 psi in the presence of Pd (OH)₂ (10.0 g) for 12 hours. The catalyst was
5 filtered through a Buchner funnel and filtrate was evaporated to obtain a pale green colored product. The sticky solid was triturated with dichloromethane (2 x 200 ml) and decanted in order to remove less polar impurities. It was then dried under high vacuum to obtain the title compound in quantitative yield and subjected to next reaction without purification.

MS : *m/z* 199 (M+1).

10

Step 4 : Methyl (2S)-2-amino-2-(8-methyl-8-aza-bicyclo[3.2.1]-oct-3-yl)- *exo*-acetate



15 To a stirred suspension of (2S)-2-amino (8-methyl-8-aza-bicyclo[3.2.1]oct-3-yl)-*exo*-acetic acid dihydrochloride (step3, 16.0 g, 58.9 mmol) in methanol (240 ml) was purged HCl gas under reflux condition for 12 hours. The solvent was evaporated under reduced pressure and the residue was stirred in chloroform (100 ml), cooled to 0 °C and basified with NH₃ in chloroform and stirred for 2 hours. It was then filtered through a Buchner funnel washed
20 with chloroform (2 x 200 ml). The combined organic layer was evaporated to yield the title compound (10.01 g, 80%)

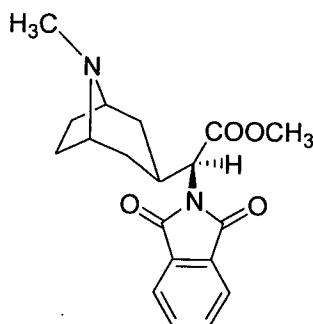
MS : *m/z* 213 (M+1)

¹H NMR (D₂O, 200 MHz) : δ 1.2-1.75 (m, 5H), 1.8-2.05 (m, 4H), 2.22 (s, 3H), 3.01-3.2 (m, 3H), 3.7 (s, 3H).

25

Step 5 : Methyl (2S)-2- (1,3-dioxo-1,3-dihydroisoindol-2-yl)-2-(8-methyl-8-aza-bicyclo[3.2.1]-oct-3-yl)-*exo*-acetate

49

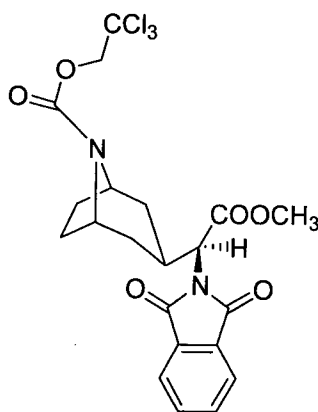


To a stirred solution of methyl (2S)-2-amino-2-(8-methyl-8-aza-bicyclo[3.2.1]oct-3-yl)-*exo*-acetate (step 4, 4.75 g, 0.022 mol) in dry THF (44 ml) was added, 1,3 dioxo-1,3-dihydro-isoindol-2-carboxylic acid ethyl ester (4.9 g, 0.022 mol) and triethyl amine (3.16 g, 4.4 ml, 0.0312 mol), and heated at 80°C for 2 hours. The reaction mixture was brought to room temperature and the solvent was evaporated under reduced pressure and dried under high vacuum to obtain a crude product, which was purified by column chromatography over silica gel (100-200 mesh) using methanol : ammonia in chloroform : dichloromethane in the ratio of 3:10:87 as an eluent, to yield the title compound (3.90 g, 51%).

MS : m/z 343 (M+1)

^1H NMR (CDCl_3 , 400MHz) : δ 1.55-1.65 (m, 1H), 1.82-1.95 (m, 2H), 1.98-2.08 (m, 2H), 2.10-2.25 (m, 3H), 2.54 (s, 3H), 2.82-2.92 (m, 1H), 3.45-3.6 (m, 2H), 3.69 (s, 3H), 4.72(d, $J=7.6$ Hz, 1H), 7.72-7.78 (m, 2H), 7.84-7.88 (m, 2H).

Step 6: Methyl-(2S)-2-(1,3-dioxo-1,3-dihydroisoindol-2-yl)-2-[8-(2,2,2-trichloro-ethoxy carbonyl)-8-aza-bicyclo[3.2.1]-oct-3-yl]-*exo*-acetate



To a stirred solution of methyl (2S)-2-(1,3-dioxo-1,3-dihydro-isoindol-2-yl)-2-(8-methyl-8-aza-bicyclo[3.2.1] oct-3-yl)-*exo*-acetate (step 5, 3.88 g, 11.3 mmol) in dry toluene (50 ml)

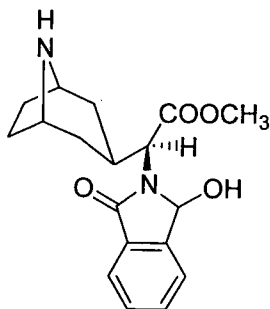
50

was added anhydrous K_2CO_3 (0.235 g, 1.7 mmol) and refluxed under N_2 atmosphere for 5 minutes. To this mixture was added a solution of 2,2,2-trichloro ethylchloroformate (3.6 g, 2.4 ml, 17 mmol) in dry toluene (10 ml) dropwise under N_2 atmosphere and refluxing was continued for 2 hours. The solvent was evaporated under reduced pressure and dried under high vacuum to get the crude product, which was purified by neutral Al_2O_3 (Brockman III) using dichloromethane as an eluent to yield the title compound (3.5 g, 61%).

MS : m/z 505 (M+2)

1H NMR ($CDCl_3$, 200MHz): δ 1.35-1.55 (m, 2H), 1.60-1.70 (m, 1H), 1.71-2.18 (m, 5H), 2.9-3.17 (m, 1H), 3.7 (s, 3H), 4.2-4.45 (m, 2H), 4.5- 4.65 (m, 2H), 4.7 – 4.85 (m, 1H), 7.65-7.9 (m, 4H).

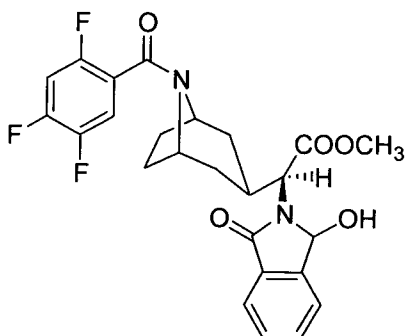
Step 7: Methyl-(2S)-2-(1-hydroxy-3-oxo-1,3-dihydroisindol-2-yl)-2-[8-aza-bicyclo[3.2.1]-oct-3-yl]-exo-acetate



To a stirred suspension of activated Zn (4.5 g, 0.07 mol) in acetic acid (26 ml) and water (6.3 ml) at 10 °C was added a solution of methyl (2S)-2- (1,3-dioxo-1,3-dihydro-isoindol-2-yl)-[8-(2,2,2-trichloro-ethyloxycarbonyl)-8-aza-bicyclo[3.2.1] oct-3-yl]-exo-acetate (step 6, 3.5 g, 0.007 mol) in glacial acetic acid (30.7 ml) . Cooling bath was removed after 1 hour. and reaction mixture was stirred for further 15 hours at room temperature. The solvent was evaporated under reduced pressure and dried under high vacuum to remove traces of acetic acid. To this reaction mass was added dichloromethane (20 ml), cooled to 0 °C and neutralized with ammonia in chloroform. This reaction mixture was stirred at 0 °C for 2 hours. and filtered through a Buchner funnel. The filtrate was concentrated under reduced pressure and dried under high vacuum to yield the title compound quantitatively.

MS : m/z 331 (M+1).

Step 8: Methyl-(2S)-2-(1-hydroxy-3-oxo-1,3-dihydroisoindol-2-yl)-2-[8-(2,4,5-trifluorobenzoyl)-8-aza-bicyclo[3.2.1]-oct-3-yl]-exo-acetate



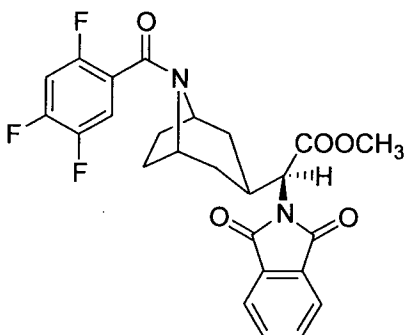
5

To a stirred solution of methyl (2S)-2-(1-hydroxy-3-oxo-1,3-dihydro-isoindol-2-yl)-2-[8-aza-bicyclo[3.2.1] oct-3-yl]-exo-acetate (step 7, 2.5 g, 7.57 mmol) in dry THF (90 ml) was added 2,4,5-trifluorobenzoic acid (1.33g, 7.57 mmol) and 1-hydroxybenzotriazole (HOBT, 1.02 g, 7.57 mmol). The reaction mixture was cooled to 0°C and added 1-(3-dimethylaminopropyl)-3-ethyl carbodiimide hydrochloride (EDC, 1.6g, 8.3 ml) in portions. The resulting mixture was stirred at 0°C for 5 minutes and then at room temperature for 15 hours. The solvent was removed under reduced pressure. To this was added dichloromethane (60 ml) and washed with a saturated aqueous NaHCO₃ solution (1 x 25 ml). The organic layer was dried over an anhydrous Na₂SO₄, filtered and filtrate was evaporated under reduced pressure to get the crude product, which was purified by column chromatography over silica gel (200-400 mesh) using 2 % methanol in dichloromethane as an eluent to yield the title compound (2.25 g, 60%).

15

MS : *m/z* 511 (M+23).

Step 9: Methyl-(2S)-2-(1,3-dioxo-1,3-dihydroisoindol-2-yl)-2-[8-(2,4,5-trifluorobenzoyl)-8-aza-bicyclo[3.2.1]-oct-3-yl]-exo-acetate



5

To a stirred solution of methyl (2S)-2-(1-hydroxy-3-oxo-1,3-dihydro-isoindol-2-yl)-2-[8-(2,4,5-trifluorobenzoyl)-8-aza-bicyclo[3.2.1] oct-3-yl]-exo-acetate (step 8, 2.2g, 4.5 mmol) in acetone (75 ml) at 0° C was added Jone's reagent dropwise and the completion of reaction was monitored by TLC. After 30 minutes, the solvent was evaporated under reduced pressure at room temperature and added dichloromethane (100 ml). The organic layer was washed with water (50 ml), brine (20 ml) and dried over anhydrous Na₂SO₄. The solvent was evaporated to yield the crude product, which was purified by column chromatography over the silica gel (100-200 mesh) using 1.2 % methanol in dichloromethane as an eluent to yield the title compound (2.0 g, 91 %).

15 MS: *m/z* 487 (M+1).

¹HNMR (CDCl₃, 400 MHz): δ 1.25-1.55 (m, 2H), 1.65-1.82-(m, 2H), 1.83 – 2.08(m, 3H), 2.09 – 2.20 (m, 1H), 3.02 – 3.14 (m, 1H), 3.65 – 3.72 (m, 3H), 3.73 – 3.90 (m, 1H), 4.55 – 4.65 (m, 1H), 4.75 – 4.86 (m, 1H), 6.86 – 7.00 (m, 1H), 7.18 – 7.32 (m, 1H), 7.73 – 7.80 (m, 2H), 7.84 – 7.92 (m, 2H).

20

Analogously, by practicing the chemistry of step 1 to 9 with appropriate change in the reactants, following compounds were prepared.

Methyl-(2S)-2-(1,3-dioxo-1,3-dihydroisoindol-2-yl)-2-[8-(4-trifluoromethylbenzoyl)-8-aza-bicyclo[3.2.1]-oct-3-yl]-exo-acetate

25

MS: *m/z* 501 (M+1)

Methyl-(2S)-2-(1,3-dioxo-1,3-dihydroisoindol-2-yl)-2-[8-(adamantane-1-carbonyl)-8-aza-bicyclo[3.2.1]-oct-3-yl]-exo-acetate

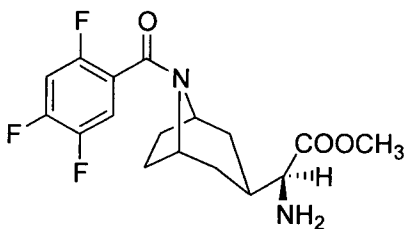
MS: m/z 491 (M+1)

5

Methyl-(2S)-2-(1,3-dioxo-1,3-dihydroisoindol-2-yl)-2-[8-(4-trifluoromethyl-phenyl carbamoyl)-8-aza-bicyclo[3.2.1]-oct-3-yl]-exo-acetate

MS: m/z 516 (M+1)

10 **Step10:** Methyl (2S)-2- amino-2-[8-(2,4,5-trifluorobenzoyl)-8-aza-bicyclo[3.2.1] oct-3-yl]-exo-acetate

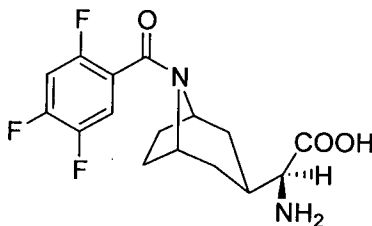


To a stirred solution of methyl (2S)-2- (1,3-dioxo-1,3-dihydro-isoindol-2-yl)-2-[8-(2,4,5-trifluorobenzoyl)-8-aza-bicyclo[3.2.1] oct-3-yl]-exo-acetate (step 9, 2.0g, 4.1 mmol) in methanol (20 ml) was added a solution of hydrazine (1.03g, 1.00 ml, 20.6 mmol) in methanol (22 ml) dropwise at 0°C. Ice bath was removed after 2 hours. and the reaction mixture was stirred for 20 hours at room temperature. The solvent was removed under reduced pressure at room temperature and the residue was taken in dichloromethane (100 ml) and stirred at room temperature for 15 minutes. The reaction mixture was filtered through a buchner funnel and the filtrate was concentrated to yield a crude product, which was purified by column chromatography over silica gel (100 – 200 mesh) using methanol : NH₃ in chloroform: dichloromethne in the ratio of 2 :10 :88 as an eluent to obtain the title compound (0.64 g, 44 %)

25 MS : m/z 357 (M+1).

¹HNMR (CDCl₃, 200 MHz): δ 1.4-2.15 (m, 8H), 2.7 – 2.9 (m, 1H), 3.75 – 4.15 (m, 5H), 4.75 – 4.9 (m, 1H), 6.85 – 7.1 (m,1H), 7.4 – 7.65 (m,1H), 8.7 – 8.9 (m, 2H, exchangeable with D₂O).

Step 11: (2S)-2-Amino-2-[8-(2,4,5-trifluorobenzoyl)-8-aza-bicyclo[3.2.1]-oct-3-yl]-exo-ethanoic acid



5 Methyl (2S)-2-amino-2-[8-(2,4,5-trifluorobenzoyl)-8-aza-bicyclo[3.2.1] oct-3-yl]-exo-acetate (step 10, 0.63 g, 1.76 mmol) was dissolved in methanol (45 ml) and added water (13 ml). The reaction mixture was cooled to 0°C and added an aqueous solution of Na₂CO₃ (0.94 g, 8.85 mmol) in water (12 ml), dropwise under stirring. Ice bath was removed after 5 minutes and the reaction mixture was stirred at room temperature for 15 hours. The solvent was
 10 removed under reduced pressure at 35°C and added water (10 ml). The reaction mixture was cooled to 0°C and pH of the reaction mixture was converted to 3 with 1M HCl. The solvent was removed under reduced pressure at 35°C and dried under high vacuum. The solid so obtained was stirred with 10 % methanol in dichloromethane (50 ml) at room temperature for 30 minutes and filtered through a Buchner funnel. The filtrate was
 15 concentrated to obtain the title compound (0.54 g, 89 %), which was subjected to next step without purification.

MS : *m/z* 343 (M+1)

¹HNMR (CDCl₃ +CD₃OD, 200 MHz) : δ 1.35-1.90 (m, 7H), 1.95 – 2.12 (m, 2H), 3.55 – 3.7 (m, 1H), 3.8 – 3.9 (m, 1H), 4.65 – 4.8 (m, 1H), 6.85 – 7.06 (m, 1H), 7.20 – 7.45 (m, 1H).

20

Analogously, by practicing the chemistry of step 10 and 11 with appropriate change in the reactants, following compounds were prepared.

25 (2S)-2-Amino-2-[8-(4-trifluoromethylbenzoyl)-8-aza-bicyclo [3.2.1]-oct-3-yl]-exo-ethanoic acid

MS: *m/z* 357 (M+1)

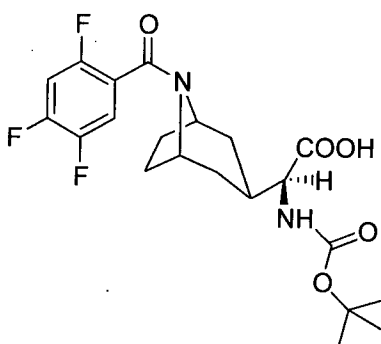
(2S)-2-Amino-2-[8-(adamantane-1-carbonyl)-8-aza-bicyclo [3.2.1]-oct-3-yl]-exo-ethanoic acid

MS: m/z 347 (M+1)

(2S)-2-Amino-2-[8-(4-trifluoromethyl-phenyl carbamoyl)-8-aza-bicyclo [3.2.1]-oct-3-yl]-exo-ethanoic acid

5 MS: m/z 372 (M+1)

Step 12: (2S)-2-(*tert*-Butoxycarbonyl) amino-2-[8-(2,4,5-trifluoro-benzoyl)-8-aza-bicyclo [3.2.1]oct-3-yl]-exo ethanoic acid.



10

To a stirred solution of (2S)-2- amino-2-[8-(2,4,5-trifluorobenzoyl)-8-aza-bicyclo[3.2.1] oct-3-yl]-exo-ethanoic acid (step 11, 0.52g, 1.52 mmol) in dry DMF (10 ml) was added anhydrous K_2CO_3 (0.63 g, 4.56 mmol). The reaction mixture was cooled to $0^\circ C$ and added di-*tert*-butyl dicarbonate (0.331 g, 0.35 ml, 1.51 mmol). After the addition, the reaction mixture was brought to room temperature and stirred for 15 hours. The solvent was removed under reduced pressure at $30^\circ C$, added THF (15 ml) and water (15 ml). It was then cooled to $0^\circ C$ and neutralised with 1M HCl to pH 6. The reaction mixture was concentrated to dryness and the solid so obtained was stirred with dichloromethane (60 ml), at room temperature and filtered through a buchner funnel and the filtrate was concentrated to yield the title compound (0.67g, 99 %).

20

MS : m/z 465 (M+23)

1H NMR ($CDCl_3 + D_2O$, 400 MHz) : δ 1.35-1.65 (m, 12H), 1.65 - 1.85 (m, 3H), 1.92-2.10 (m, 2H), 2.35-2.60 (m, 1H), 3.8-3.9 (s, 1H), 4.20-4.35 (m, 1H), 4.75-4.90 (m, 1H), 6.92-7.02 (m, 1H), 7.18 – 7.35 (m, 1H).

25

Analogously, by practicing the chemistry of step 12 with appropriate change in the reactants, following compounds were prepared.

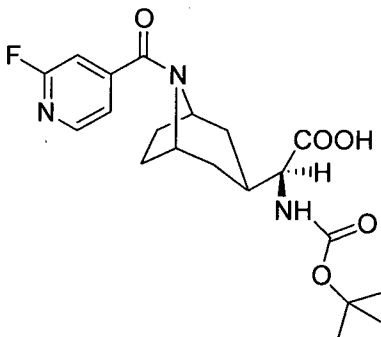
5 (2S)-2-(*tert*-Butoxycarbonyl)-amino-2-[8-(4-trifluoromethylbenzoyl)-8-aza-bicyclo [3.2.1]-oct-3-yl]-*exo*-ethanoic acid
MS: *m/z* 455(M-1)

10 (2S)-2-(*tert*-Butoxycarbonyl)-amino-2-[8-(adamantane-1-carbonyl)-8-aza-bicyclo [3.2.1]-oct-3-yl]-*exo*-ethanoic acid
MS: *m/z* 447(M+1)

15 (2S)-2-(*tert*-Butoxycarbonyl)-amino-2-[8-(4-trifluoromethyl-phenyl carbamoyl)-8-aza-bicyclo [3.2.1]-oct-3-yl]-*exo*-ethanoic acid
MS: *m/z* 470(M-1)

Intermediate 2

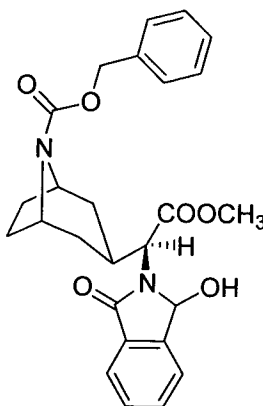
(2S)-2-(*tert*-Butoxycarbonyl) amino-2-[8-(2-fluoropyridine-4-carbonyl)-8-aza-bicyclo [3.2.1]-oct-3-yl]-*exo*- ethanoic-acid



20

Step 1: Methyl-(2S)-2-(1-hydroxy- 3-oxo-1,3-dihydroisindol-2-yl)-2-[8-(carbobenzyl oxy)-8-aza-bicyclo[3.2.1]-oct-3-yl]-*exo*-acetate

57



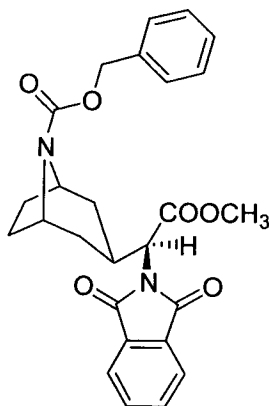
To a stirred solution of Methyl (2S)-2-(1-hydroxy-3-oxo-1,3-dihydroisindol-2-yl)-2-[8-azabicyclo[3.2.1]oct-3-yl]-exo-acetate (step 7 of intermediate 1, 42.9g, 0.13 mol) in 1,4-dioxane was added a solution of sodium bicarbonate (43.68g, 0.52 mol) in water (450 ml) at room temperature and then cooled to 0°C. To this solution was added benzyloxy carbonyl chloride (66.5g, 65.3ml, 0.39mol) in a drop wise manner at 0°C in 20 minutes and resulting mixture was stirred at 0°C for one hour and further at room temperature for one hour. The reaction mixture was extracted with ethyl acetate (4x500 ml) and the combined organic layer was washed with brine (500 ml), dried over anhydrous Na₂SO₄. The solvent was evaporated under reduced pressure to obtain a crude product, which was purified by column chromatography over silica gel (100-200 mesh) using 3% methanol in dichloromethane as an eluent to yield the title compound (49.0g, 81%).

MS: *m/z* 463(M-1)

¹HNMR (CDCl₃+D₂O, 400 MHz): δ 1.32-1.80 (m, 6H), 1.85-2.0 (m, 2H), 2.78-3.0 (m, 1H), 3.68 (m, 3H), 4.2-4.35(m, 2H), 4.48-4.65(m, 1H), 5.0-5.18 (m, 2H), 5.88-6.1(m, 1H), 7.26-7.36 (m, 5H), 7.46-7.54 (m, 1H) 7.55-7.62 (m, 2H) 7.75-7.8 (m, 1H).

Step 2: Methyl (2S)-2-(1,3-dioxo-1,3-dihydroisindol-2-yl)-2-[8-(carbobenzyloxy)-8-azabicyclo[3.2.1]oct-3-yl]-exo-acetate

58

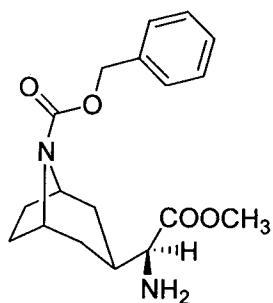


To stirred a solution of methyl-(2S) -2-(1-hydroxy- 3-oxo- 1,3-dihydroisindol -2-yl)-2- [8-(carbobenzyloxy)-8-aza- bicyclo [3.2.1]-oct-3-yl]-exo-acetate (49.0g,0.11 mol) in acetone (1L) at 0°C was added Jone's reagent drop wise and the progress of reaction was monitored by TLC. After 50 minutes, the solvent was evaporated under reduced pressure at 0- 5°C and added dichloromethane (900ml). The organic layer was washed with water (300ml) brine (200ml) and dried over anhydrous Na₂SO₄. The solvent was evaporated to yield the crude product, which was purified by column chromatography over silica gel (100-200 mesh) using 2% methanol in dichloromethane as an eluent to yield the title compound (40.8g, 84%) .

10 MS: *m/z* 463(M+1)

¹HNMR (CDCl₃, 400 MHz): δ 1.38-1.83 (5H), 1.86-2.02 (m, 2H), 2.03-2.1 (m, 1H), 2.96-3.1(m, 1H), 3.68 (s, 3H), 4.2-4.4 (m, 2H), 4.5-4.6 (m, 1H), 5.04-5.15(m, 2H), 7.26-7.37 (m, 5H), 7.73-7.78 (m, 2H), 7.83-7.89 (m, 2H)

15 Step 3: Methyl-(2S)-2-amino-2-[8-(carbobenzyloxy)-8-aza-bicyclo [3.2.1]-oct-3-yl]-exo-acetate



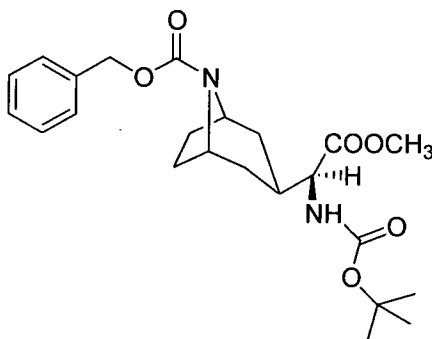
To a stirred solution of methyl (2S)-2-(1,3-dioxo-1,3- dihydroisindol-2-yl)-2- [8-(carbobenzyloxy)-8-aza- bicyclo[3.2.1]-oct-3-yl]-exo-acetate(40.8g, 0.088 mol) in methanol

(800ml) was added a solution of hydrazine hydrate (80%, 26.5g, 26ml, 0.42 mol) in methanol (800ml) drop wise at 0°C in two hours and stirred at 0°C for another three hours. Then the reaction mixture was stirred at room temperature for 40 hours. The solvent was removed under reduced pressure at room temperature. The residue so obtained was taken in dichloromethane (600 ml) and stirred at room temperature for 10 minutes. The reaction mixture was filtered through a Buchner funnel and the residue was washed with dichloromethane (4x100 ml). The filtrate was concentrated to yield the crude product, which was purified by column chromatography over silica gel (100- 200 mesh) using methanol : NH₃ in chloroform : dichloromethane in the ratio 2: 10: 88 as an eluent to obtain the title compound (23.9g, 82.0%).

MS: m/z 333(M+1)

¹HNMR (CDCl₃+D₂O, 200 MHz): δ 1.3-1.7 (m, 6H), 1.72-2.3 (m, 3H), 3.18 (d, J = 6Hz, 1H), 3.68 (s, 3H), 4.23-4.4 (m, 2H), 5.12 (s, 2H), 7.25-7.4 (m, 5H).

Step 4: Methyl-(2S)-2-(*tert*-butoxycarbonyl)-amino-2-[8-(carbobenzyloxy)-8-aza-bicyclo [3.2.1]-oct-3-yl]-*exo*-acetate



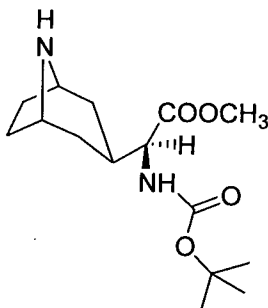
Methyl-(2S)-2-amino-2-[8-(carbobenzyloxy)-8-aza-bicyclo [3.2.1]-oct-3-yl]-*exo*-acetate (23.9 g, 0.072 mol) was dissolved in dichloromethane (800 ml) and added triethylamine (12.0 ml, 8.72 g, 0.086 mmol) at 0°C followed by the addition of solution of di-*tert*-butyl dicarbonate (17.26 g, 0.079 mol) in dichloromethane (150 ml) under stirring. After the completion of addition, reaction mixture was stirred at room temperature for 16 hours. The solvent was removed under reduced pressure at room temperature to get a crude product, which was purified by column chromatography over silica gel (100-20 mesh) using 1.5% methanol in dichloromethane as an eluent to yield the title compound (25.0g, 80%).

MS: m/z 431(M-1)

$^1\text{H NMR}$ (CDCl_3 , 400 MHz): δ 1.34-1.7 (m, 15H), 1.9-2.02 (m, 2H), 2.25-2.38 (m, 1H), 3.73 (s, 3H), 4.15-4.24 (m, 1H), 4.27-4.40 (m, 2H), 4.93-5.03 (m, 1H), 5.07-5.18 (m, 2H), 7.26-7.42 (m, 5H).

5

Step 5: Methyl-(2S)-2-(*tert*-butoxycarbonyl)-amino-2-[8-aza-bicyclo [3.2.1]-oct-3-yl]-*exo*-acetate



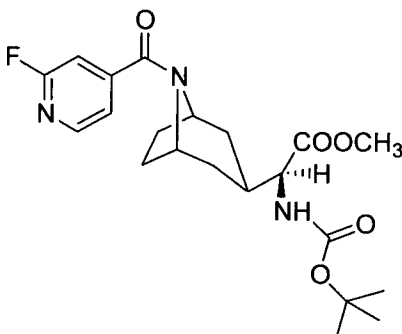
10 To a solution of methyl-(2S)-2- (*tert*-butoxycarbonyl)-amino-2- [8-(carbobenzyloxy)-8-aza-bicyclo [3.2.1]-oct-3-yl]-*exo*-acetate (12.5g, 0.029 mol) in methanol (200ml) was added 5% Pd-C as a paste in water (5.0 g in 3.0 ml. water) and the solution was hydrogenated (50 psi of H_2) on Parr apparatus for 3.5 hours. After completion, reaction mixture was filtered through a celite bed and the residue was washed with methanol (4x50 ml). The filtrate was
 15 concentrated under reduced pressure to get a thick liquid, which was re-dissolved in dichloromethane (250 ml) and filtered through a Buchner funnel. The filtrate was concentrated to yield the title compound (8.53g, 99%).

MS: m/z 299(M+1)

20 $^1\text{H NMR}$ ($\text{CDCl}_3+\text{D}_2\text{O}$, 400 MHz): δ 1.3-1.5 (m, 13H), 1.56-1.68 (m, 2H), 1.72-1.85 (m, 2H), 2.1-2.22 (m, 1H), 3.5-3.55 (m, 2H), 3.72 (s, 3H), 4.16-4.22 (m, 1H).

Step 6: Methyl-(2S)-2-(*tert*-butoxycarbonyl)-amino-2-[8-(2-fluoropyridine-4-carbonyl)-8-aza-bicyclo [3.2.1]-oct-3-yl]-*exo*-acetate

61



To a stirred solution of methyl-(2S)-2-(*tert*-butoxycarbonyl)-amino-2- [8-aza-bicyclo [3.2.1]-
oct-3-yl]-*exo*-acetate (8.3g, 27.85 mmol) in THF (165 ml) was added 2-fluoro-pyridine-4-
5 carboxylic acid (3.93g, 27.85 mmol) and 1-hydroxybenzotriazole (HOBT, 3.76g, 27.85 mmol)
The reaction mixture was cooled to 0°C and 1-(3-dimethyl aminopropyl)-3-ethyl carbodiimide
hydrochloride (5.87g, 30.64 mmol) was added in portions followed by water (8.0 ml) to get
a clear solution. The reaction mixture was stirred at room temperature for 15 hours. The
solvent was removed under reduced pressure, diluted with dichloromethane (250 ml),
10 washed with a saturated NaHCO₃ solution (1x25 ml), followed by water (1x25ml). The
organic layer was dried over anhydrous Na₂SO₄ and the solvent was concentrated under
reduced pressure to get a crude product, which was purified by column chromatography
over silica gel (100- 200 mesh) using 1.5% methanol in dichloromethane as an eluent to
yield the title compound (8.9g, 75%)

15 mp: 84-86°C

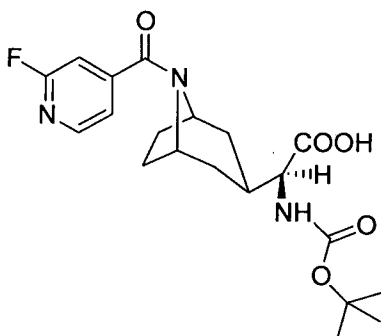
MS: *m/z* 420 (M-1)

¹HNMR (CDCl₃+D₂O, 200 MHz): δ 1.38-1.60 (m, 11H), 1.62-1.82 (m,3H), 1.83-2.10 (m, 2H),
2.2-2.50 (m,1H), 3.75 (s, 3H), 3.9-4.0 (m, 1H), 4.18-4.38 (m, 1H), 4.80-4.92(m, 1H), 4.93-
5.2 (m, 1H), 6.9-7.0 (m, 1H), 7.12-7.28 (m, 1H), 8.20-8.32 (m, 1H).

20

Step 7: (2S)-2-(*tert*-Butoxycarbonyl)-amino-2-[8-(2-fluoropyridine-4-carbonyl)-8-aza-bicyclo
[3.2.1]-oct-3-yl]-*exo*-ethanoic acid

62



To a stirred and cooled (0°C) solution of methyl-(2S)-2-(*tert*-butoxycarbonyl)-amino-2-[8-(2-fluoropyridine-4-carbonyl)-8-aza-bicyclo [3.2.1]-oct-3-yl]-*exo*-acetate (8.9g, 21.14 mmol) in methanol (200 ml) was added a solution of Na₂CO₃ (11.2g, 105.7 mmol) in water (100 ml) in a drop wise manner. After the addition was completed, the turbid solution was stirred at room temperature and added more methanol (250 ml) followed by water (25 ml) until the solution become clear. This mixture was stirred at room temperature for 16 hours. After completion of reaction, the reaction mixture was concentrated under reduced pressure to dryness. To this was added water (10 ml), cooled to 0°C and pH of the reaction mixture was adjusted to 6.5 with aqueous 20%HCl. The solvent was then removed under reduced pressure to yield a solid, which was stirred with 15% methanol in dichloromethane (100 ml) at room temperature for 30 minutes. The reaction mixture was filtered through a Buchner funnel and the filtrate was dried over anhydrous Na₂SO₄. The solvent was evaporated to yield the title compound (8.6 g., 99%), which was subjected to next step without purification.

MS: *m/z* 406 (M-1)

¹HNMR (CDCl₃, 400 MHz): δ 1.2-2.0 (m, 17H), 2.12-2.55 (m, 1H), 3.80-3.95 (m, 2H) 4.57-4.74 (m, 1H), 5.85-6.10 (m, 1H), 6.90-7.05 (m, 1H) 7.18-7.28 (m, 1H), 8.22-8.3 (m, 1H).

Analogously by practicing the chemistry described in steps 1 to 7 with appropriate change in the reactants, following compounds were prepared.

(2S)-2-(*tert*-Butoxycarbonyl)-amino-2-[8-(pyridine-4-carbonyl)-8-aza-bicyclo [3.2.1]-oct-3-yl]-*exo*-ethanoic acid

MS: *m/z* 390(M+1)

- (2S)-2-(*tert*-Butoxycarbonyl)-amino-2-[8-(4-cyano-benzoyl)-8-aza-bicyclo [3.2.1]-oct-3-yl]-
exo-ethanoic acid
MS: *m/z* 414(M+1)
- 5 (2S)-2-(*tert*-Butoxycarbonyl)-amino-2-[8-(2,5-difluorobenzoyl)-8-aza-bicyclo [3.2.1]-oct-3-yl]-
exo-ethanoic acid
MS: *m/z* 447(M+23)
- 10 (2R)-2-(*tert*-Butoxycarbonyl)-amino-2-[8-(2-fluoropyridin-4-carbonyl)-8-aza-bicyclo [3.2.1]-
oct-3-yl]-exo-ethanoic acid
MS: *m/z* 430 (M+23)
- 15 (2S)-2-(*tert*-Butoxycarbonyl)-amino-2-[8-(2-fluoropyridine-3-carbonyl)-8-aza-bicyclo [3.2.1]-
oct-3-yl]-exo-ethanoic acid
MS: *m/z* 406(M-1)
- 20 (2S)-2-(*tert*-Butoxycarbonyl)-amino-2-[8-(pyridine-3-carbonyl)-8-aza-bicyclo [3.2.1]-oct-3-yl]-
exo-ethanoic acid
MS: *m/z* 412(M+23)
- (2S)-2-(*tert*-Butoxycarbonyl)-amino-2-[8-(thiophene-2-carbonyl)-8-aza-bicyclo [3.2.1]-oct-3-
yl]-exo-ethanoic acid
MS: *m/z* 417(M+23)
- 25 (2S)-2-(*tert*-Butoxycarbonyl)-amino-2-[8-(pyrazine-2-carbonyl)-8-aza-bicyclo [3.2.1]-oct-3-yl]-
exo-ethanoic acid
MS: *m/z* 389(M-1)
- 30 (2R)-2-(*tert*-Butoxycarbonyl)-amino-2-[8-(pyrazine-2-carbonyl)-8-aza-bicyclo [3.2.1]-oct-3-yl]-
exo-ethanoic acid
MS: *m/z* 413 (M+23)

(2S)-2-(*tert*-Butoxycarbonyl)-amino-2-[8-(pyridine-2-carbonyl)-8-aza-bicyclo [3.2.1]-oct-3-yl]-*exo*-ethanoic acid

MS: *m/z* 390 (M+1)

5 (2S)-2-(*tert*-Butoxycarbonyl)-amino-2-[8-(furan-2-carbonyl)-8-aza-bicyclo [3.2.1]-oct-3-yl]-*exo*-ethanoic acid

MS: *m/z* 401(M+23)

10 (2S)-2-(*tert*-Butoxycarbonyl)-amino-2-[8-(3-fluoropyridine-4-carbonyl)-8-aza-bicyclo [3.2.1]-oct-3-yl]-*exo*-ethanoic acid

MS: *m/z* 430(M+23)

(2S)-2-(*tert*-Butoxycarbonyl)-amino-2-[8-(benzo[1,3]dioxole-5-carbonyl)-8-aza-bicyclo [3.2.1]-oct-3-yl]-*exo*-ethanoic acid

15 MS: *m/z* 433 (M+1)

(2S)-2-(*tert*-Butoxycarbonyl)-amino-2-[8-(2-pyridin-4-yl-acetyl)-8-aza-bicyclo [3.2.1]-oct-3-yl]-*exo*-ethanoic acid

MS: *m/z* 404(M+1)

20

(2S)-2-(*tert*-Butoxycarbonyl)-amino-2-[8-(1-acetyl-piperidine-4-carbonyl)-8-aza-bicyclo [3.2.1]-oct-3-yl]-*exo*-ethanoic acid

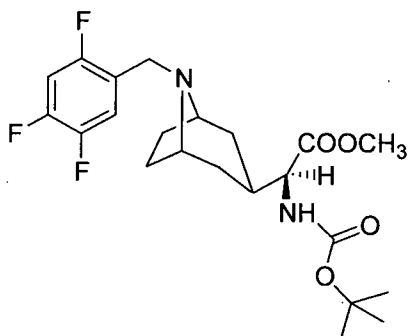
MS: *m/z* 438(M+1)

25

Intermediate 3

Methyl-(2S)-2-(*tert*-butoxycarbonyl)-amino-2-[8-(2,4,5-trifluorobenzyl)-8-aza-bicyclo [3.2.1]-oct-3-yl]-*exo*-acetate

65



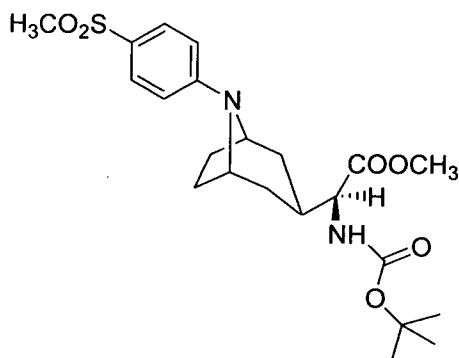
Step 1: Methyl-(2S)-2-(*tert*-butoxycarbonyl)-amino-2-[8-aza-bicyclo [3.2.1]-oct-3-yl]-*exo*-acetate (step-5 of intermediate 2, 2.1g, 7.04 mmol) was dissolved in dichloromethane (70 ml). The reaction mixture was cooled to 0°C and added triethylamine (1.06g, 1.4ml, 10.6 mmol) followed by the addition of a solution of 2,4,5- trifluorobenzyl bromide (1.58g, 7.04 mmol) in dichloromethane (14 ml). The reaction mixture was then stirred at room temperature for 3 hours. The solvent was removed under reduced pressure to yield the crude product, which was purified by column chromatography over silica gel (100-200 mesh) using 1% methanol as an eluent to yield the title compound (2.2g, 71%).

MS: m/z 443(M+1)

^1H NMR ($\text{CDCl}_3+\text{D}_2\text{O}$, 400 MHz): δ 1.42-1.47 (m, 9H), 1.5-1.66 (m, 6H), 1.9-2.05 (m, 3H), 3.16 (s, 2H), 3.73 (s, 3H), 4.1-4.3 (m, 2H), 5.0-5.1 (m, 1H), 6.8-6.9 (m, 1H), 7.4-7.46 (m, 1H).

Intermediate 4

Methyl-(2S)-2-(*tert*-butoxycarbonyl)-amino-2-[8-(4-methanesulphonylphenyl)-8-aza-bicyclo [3.2.1]-oct-3-yl]-*exo*-acetate



Step 1 : To a stirred solution of methyl (2S)-2-(*tert*-butoxycarbonyl)-amino-2-[8-aza-bicyclo [3.2.1]-oct-3-yl]-*exo*-acetate (step 5 of intermediate 2, 1.0 g, 3.35 mmol) in dry toluene (30 ml) was added 1-bromo-4-methanesulphonyl benzene (0.787g, 3.35 mmol), BINAP (0.312g, 0.5 mmol), palladium acetate (0.074g, 0.33 m mol) and CS₂CO₃ (1.52 g, 4.67 mmol) under N₂ atmosphere. The reaction mixture was then heated at 90°C for 17 hours. The reaction mixture was allowed to come at room temperature. The solvent was removed under reduced pressure and added dichloromethane (50 ml). The organic layer was washed with water (25 ml) and dried over anhydrous Na₂SO₄. The solvent was concentrated under reduced pressure to get a crude product, which was purified by column chromatography over silica gel (100-200 mesh) using 30% ethyl acetate in hexane as an eluent to yield the title compound (0.52g, 34%).

mp: 102-104°C

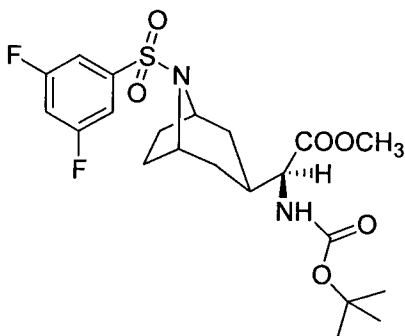
MS: *m/z* 451(M-1)

¹HNMR (CDCl₃, 200 MHz): δ 1.37 (s, 9H), 1.4-1.5 (m, 1H), 1.55-1.9 (m, 5H), 2.05-2.2 (m, 2H), 2.3-2.55 (m, 1H), 3.03 (s, 3H), 3.66 (s, 3H), 4.0-4.2 (m, 1H), 4.3-4.4 (m, 2H), 4.86-5.0 (m, 1H), 6.75 (d, *J*=8.9Hz, 2H), 7.73 (d, *J*=8.9Hz, 2H)

Intermediate 5

Methyl-(2S)-2-(*tert*-butoxycarbonyl)-amino-2-[8-(3,5-difluorobenzenesulphonyl)-8-aza-bicyclo [3.2.1]-oct-3-yl]-*exo*-acetate

67



Step 1: To a stirred solution of methyl-(2S)-2-(*tert*-butoxycarbonyl)-amino-2-[8-aza-bicyclo
[3.2.1]-oct-3-yl]-*exo*-acetate (step 5 of intermediate 2, 1.0 g, 3.36 mmol) in dichloromethane
5 (20 ml) at 0°C was added triethylamine (0.7 ml, 0.51g, 5.03 mmol) and 3,5-difluorobenzene
sulphonyl chloride (0.785g, 3.69 mmol). The reaction mixture was then stirred at room
temperature for one hour. The completion of reaction was monitored by TLC. The reaction
mixture was diluted with dichloromethane (20 ml), washed with water (2x10 ml) and dried
over anhydrous Na₂SO₄. The solvent was evaporated to yield the crude product, which was
10 purified by column chromatography over silica gel (100-200 mesh) using 1% methanol in
dichloromethane as an eluent to yield the title compound (1.0g, 62%).

mp: 55-57°C

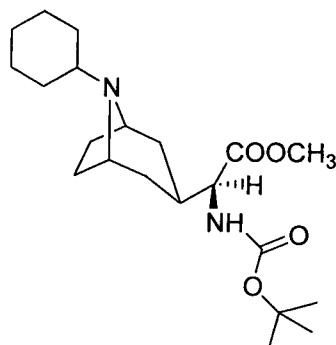
MS: *m/z* 473(M-1)

¹HNMR (CDCl₃, 200 MHz): δ 1.43 (s, 9H), 1.50-1.78 (m, 8H), 2.08-2.38 (m, 1H), 3.73 (s, 3H),
15 4.13-4.31(m, 3H), 4.93-5.08 (m, 1H), 6.90-7.08 (m, 1H), 7.3-7.45(m, 2H).

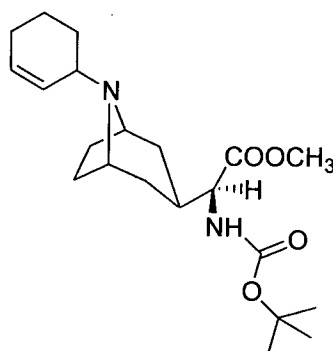
Intermediate 6

Methyl-(2S)-2-(*tert*-butoxycarbonyl)-amino-2-[8-(cyclohexyl)-8-aza-bicyclo [3.2.1]-oct-3-yl]-
exo-acetate

68



Step 1: Methyl-(2S)-2-(*tert*-butoxycarbonyl)-amino-2-[8-(cyclohex-2-enyl)-8-aza-bicyclo [3.2.1]-oct-3-yl]-*exo*-acetate



5

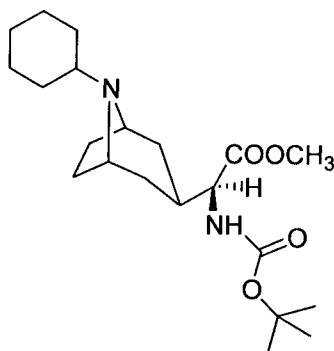
To a stirred solution of methyl-(2S)-2-(*tert*-butoxycarbonyl)-amino-2-[8-aza-bicyclo [3.2.1]-oct-3-yl]-*exo*-acetate (step 5 of intermediate 2, 0.5 g, 1.68 mmol) in acetonitrile (20 ml) at room temperature was added anhydrous potassium carbonate (0.7g, 5.03 mmol) and stirred for 10 minutes. To this solution was added 3-bromo cyclohexene (0.3g, 0.22 ml, 1.84 mmol) followed by potassium iodide (0.014 g, 0.08 mmol) and heated at 45°C for six hours. Completion of reaction was monitored by TLC. The solvent was evaporated under reduced pressure, added dichloromethane (10ml) and washed with water (10ml) The organic solvent was dried over anhydrous Na₂SO₄ and the solvent was evaporated at reduced pressure to yield the crude product, which was purified by column chromatography over silica gel (100-200 mesh) using 4% methanol in dichloromethane to get the title compound (0.55g, 87%).

15

MS: *m/z* 379 (M+1)

¹HNMR (CDCl₃+D₂O, 400 MHz): δ 1.15-1.34 (m, 3H), 1.43 (s, 9H), 1.44-1.78 (m, 5H), 1.8-2.1 (m, 6H), 2.11-2.23 (m, 1H), 3.04-3.15 (m, 1H), 3.53-3.64 (m, 2H), 3.72 (s, 3H), 4.14-4.21(m, 1H), 5.66-5.72 (m, 1H), 5.78-5.85 (m, 1H).

Step 2: Methyl-(2S)-2-(*tert*-butoxycarbonyl)-amino-2-[8-(cyclohexyl)-8-aza-bicyclo [3.2.1] oct-3-yl]-*exo*-acetate.



5

To a solution of methyl-(2S)-2-(*tert*-butoxycarbonyl)-amino-2-[8-(cyclohex-2-enyl)-8-aza-bicyclo [3.2.1]-oct-3-yl]-*exo*-acetate (0.5g, 1.32 mmol) in methanol (20 ml) was added 5% Pd-C (0.5g) and the solution was hydrogenated (60 psi of H₂) on Parr apparatus for 8 hours. The reaction mixture was filtered through a small celite bed and washed with 50% methanol in dichloromethane (2x20 ml) the filtrate was evaporated under reduced pressure to get the title compound quantitatively (0.48g).

10

MS: *m/z* 381(M+1)

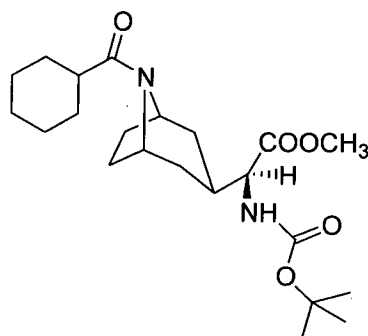
¹HNMR (CDCl₃, 200 MHz): δ 1.05-2.3 (m, 28H), 2.5-2.7 (m, 1H), 3.65 -3.82 (m, 5H), 4.1-4.30 (m, 1H), 5.25-5.5 (m, 1H).

15

Intermediate 7

Methyl-(2S)-2-(*tert*-butoxycarbonyl)-amino-2-[8-(cyclohexane carbonyl)-8-aza-bicyclo [3.2.1]-oct-3-yl]-*exo*-acetate

70



Step 1: To stirred solution of methyl-(2S)-2-(*tert*-butoxycarbonyl)-amino-2- [8-aza-bicyclo
[3.2.1] -oct-3-yl]-*exo*-acetate (step 5 of intermediate 2, 1.0g, 3.35 mmol) in dichloromethane
5 (30 ml) at 0°C was added cyclohexane carbonyl chloride (0.45g, 0.42ml, 3.35 mmol) and
triethyl amine (0.676g, 0.93 ml, 6.7 mmol). The reaction mixture was then stirred at room
temperature for one hour. The reaction mixture was diluted with dichloromethane (30 ml)
and washed with water (2x25ml). The organic layer was dried over anhydrous Na₂SO₄ and
the solvent was evaporated to yield the crude product, which was purified by column
10 chromatography over silica gel (100-200 mesh) using 2.5% methanol in dichloromethane as
an eluent to yield the title compound (1.25g, 91%)

mp: 69-71°C

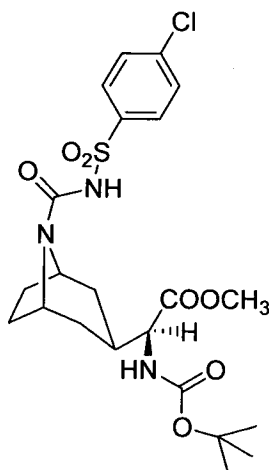
MS: *m/z* 409(M+1)

¹HNMR (CDCl₃+D₂O, 400 MHz): δ 1.15-1.35 (m, 5H), 1.4-1.45 (m, 9H), 1.46-1.8 (m, 10H),
15 1.83-2.06 (m, 2H), 2.25-2.36 (m, 2H), 3.73 (s, 3H), 4.2-4.3 (m, 2H), 4.65-4.73 (m, 1H), 4.98-
5.08 (m, 1H).

Intermediate 8

20 Methyl-(2S)-2-(*tert*-butoxycarbonyl)-amino-2-[8-(4-chlorophenyl sulfonyl carbamoyl)-8-aza-
bicyclo [3.2.1]-oct-3-yl]-*exo*-acetate

71



To a stirred solution of methyl-(2S)-2-(*tert*-butoxycarbonyl)-amino-2-[8-aza-bicyclo [3.2.1]-
 5 oct-3-yl]-*exo*-acetate (Step 5 of intermediate 2,0.95 g., 3.18 mmol) in dry dichloromethane
 (25 ml) was added 4-chlorobenzene sulfonyl isocyanate (0.69g, 3.18 mmol) followed by the
 addition of N-ethyl diisopropyl amine (0.45g, 0.6 ml., 3.49 mmol) at 0°C. After the addition
 was completed, reaction mixture was stirred at room temperature for 30 minutes. The
 completion of reaction was monitored by TLC. The reaction mixture was diluted with
 dichloromethane (25 ml) and washed with water (2x25 ml). The organic layer was dried over
 10 anhydrous Na₂SO₄ and the solvent was evaporated at reduced pressure to yield the crude
 product, which was purified by column chromatography over silica gel (100-200 mesh) using
 2% methanol in dichloromethane as an eluent to yield the title compound (1.22 g, 74%).

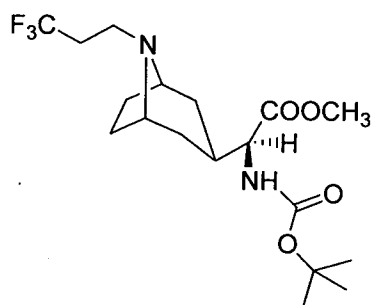
MS: *m/z* 514 (M-1)

¹HNMR (CDCl₃+D₂O, 400 MHz): δ 1.42 (s, 1H), 1.45-1.80 (m, 4H), 1.82-2.40 (m, 4H), 3.71
 15 (s, 3H), 4.04-4.40 (m, 3H), 5.00-5.21 (m, 1H), 7.87 (d, J = 8.8 Hz, 2H), 7.98 (d, J = 8.8 Hz,
 2H)

Intermediate 9

Methyl-(2S)-2-(*tert*-butoxycarbonyl)-amino-2-[8-(3,3,3-trifluoropropyl)-8-aza-bicyclo [3.2.1]-
 20 oct-3-yl]-*exo*-acetate

72



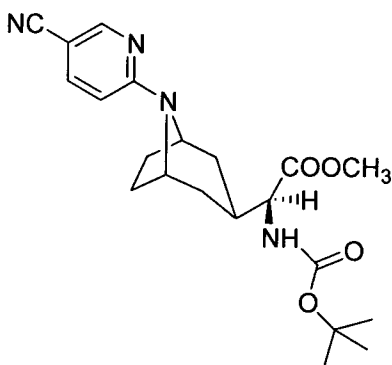
Step 1: To stirred a solution of methyl-(2S)-2-(*tert*-butoxycarbonyl)-amino-2-[8-aza-bicyclo [3.2.1]-oct-3-yl]-*exo*-acetate (step 5 of intermediate 2, 1.0 g, 3.36 mmol) in acetonitrile (20 ml) at room temperature was added anhydrous K_2CO_3 (1.39g, 10.07 mmol) stirred for 10 minutes. To this reaction mixture was then added 3,3,3-trifluoropropyl iodide (0.827g, 0.43 ml, 3.69 mmol) and heated at 50°C for 6 hours under stirring. The solvent was removed under reduced pressure and added ethyl acetate (50 ml). The organic layer was washed with water (2x20 ml), bromine (10 ml) and dried over anhydrous Na_2SO_4 . The solvent was evaporated to yield the crude product, which was purified by column chromatography over silica gel (100-200 mesh) using 1.3% methanol in dichloromethane as an eluent to yield the title compound (0.775g, 58%).

MS: m/z 395(M+1)

1H NMR ($CDCl_3$, 200 MHz): δ 1.17-1.60 (m, 15H), 1.82-2.40 (m, 5H), 2.5 –2.63 (m, 2H), 3.14-3.28 (m, 2H) 3.73 (s, 3H) 4.10-4.30 (m, 1H), 4.97-5.10 (m, 1H).

Intermediate 10

Methyl-(2S)-2-(*tert*-butoxycarbonyl)-amino-2-[8-(5-cyanopyridin-2-yl)-8-aza-bicyclo [3.2.1]-oct-3-yl]-*exo*-acetate



Step 1: To a stirred solution of methyl-(2S)-2-(*tert*-butoxycarbonyl)-amino-2-[8-aza-bicyclo [3.2.1]-oct-3-yl]-*exo*-acetate (step 5 of intermediate 2, 0.8g, 2.68 mmol) in dry DMF (10ml) was added 6-chloro-nicotinonitrile (0.407g, 2.94 mmol) and triethylamine (0.54 g, 0.75 ml, 5.36 mmol) at room temperature. The reaction mixture was then heated at 80°C for 2 hours under stirring. The reaction mixture was allowed to come at room temperature. It was then diluted with water (80 ml) and extracted with ethyl acetate (2x40 ml) The combined organic layer was washed with water (2x30ml) and dried over anhydrous Na₂SO₄. The solvent was removed under reduced pressure and the crude product so obtained was purified by column chromatography over silica gel (100-200 mesh) using 40% ethyl acetate in hexane as an eluent to yield the title compound (0.835g, 62%).

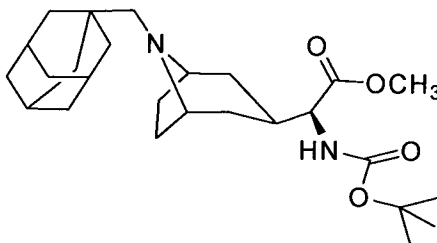
mp: 65-67°C

MS: *m/z* 401(M+1)

¹HNMR (CDCl₃, 200 MHz):δ 1.38(s, 9H), 1.4-1.65 (m, 4H), 1.72-1.9 (m, 2H), 2.0 –2.2 (m, 2H), 2.28-2.5 (m, 1H) 3.7 (s, 3H) 4.01-4.2 (m, 1H), 4.5-4.7 (m, 2H) 4.88-5.0 (m, 1H), 6.46 (d, J=8.9Hz, 1H) 7.5-7.62 (m, 1H), 8.34-8.42 (m, 1H)

Intermediate 11

Methyl (2S)-2-(*tert*-butoxy carbonyl)-amino-2- {8-(adamantan-1-yl-methyl)-8-aza-bicyclo [3.2.1] oct-3-yl}-*exo*-acetate



To a stirred solution of methyl (2S)-2-(*tert*-butoxy carbonyl) amino-2- {8-(adamantan-1-carbonyl)-8-aza-bicyclo [3.2.1] oct-3-yl}-*exo*-acetate (prepared by following the similar procedure as described in step 6 of intermediate 2, 1.0g, 2.17 mmol) in dry tetra hydrofuran (30 ml) was added borane dimethyl sulfide complex (0.41ml, 0.328g, 4.35 m mol) drop wise at 0°C. The reaction mixture was allowed to come at room temperature and stirred for 4 h at

same temperature. The progress of reaction was monitored by TLC. The reaction mixture was cooled to 0°C and acidified to pH 5 with 10% aqueous HCl. The reaction mixture was evaporated under reduced pressure to dryness and the residue was stirred with ethyl acetate (10 ml). It was then cooled to 0°C and basified with a saturated aqueous sodium carbonate solution to pH 9. The organic layer was separated and the aqueous layer was extracted with ethyl acetate (3x 25 ml). The combined organic layer was dried over anhydrous sodium sulphate and the solvent was evaporated to obtain a crude product, which was purified by column chromatography over silica gel (100-200 mesh) using 2% methanol in dichloromethane as an eluent to yield the title compound (0.82g, 85%).

10 SMB/372/149

MS: m/z 447(M+1)

^1H NMR (CDCl_3 , 400MHz) : δ 1.4-1.53 (m, 19H), 1.54-1.64 (m, 12H), 1.65-1.72 (m, 4H), 1.76-1.84 (m, 4H), 1.9-1.95 (m, 5H), 2.95-3.02 (m, 2H), 3.71(s, 3H), 4.06-4.14 (m, 1H), 4.98 (d, J =9.2 Hz, 1H)

15

For making the final compounds, all the Intermediates from 3-11 were converted to their corresponding acids listed below by using similar procedure as described for Intermediate 2 process.

20 (2S)-2-(*tert*-Butoxycarbonyl)-amino-2-[8-(2,4,5-trifluorobenzyl)-8-aza-bicyclo [3.2.1]-oct-3-yl]-*exo*-ethanoic acid

MS: m/z 429(M+1)

(2S)-2-(*tert*-Butoxycarbonyl)-amino-2-[8-(4-methanesulfonyl phenyl)-8-aza-bicyclo [3.2.1]-oct-3-yl]-*exo*-ethanoic acid

25 MS: m/z 437(M-1)

(2S)-2-(*tert*-Butoxycarbonyl)-amino-2-[8-(3,5-difluorobenzene sulfonyl)-8-aza-bicyclo [3.2.1]-oct-3-yl]-*exo*-ethanoic acid

MS: m/z 459 (M-1)

30 (2S)-2-(*tert*-Butoxycarbonyl)-amino-2-[8-(cyclohexyl)-8-aza-bicyclo [3.2.1]-oct-3-yl]-*exo*-ethanoic acid

MS: m/z 367(M+1)

(2S)-2-(*tert*-Butoxycarbonyl)-amino-2-[8-(cyclohexane-carbonyl)-8-aza-bicyclo [3.2.1]-oct-3-yl]-*exo*-ethanoic acid

MS: *m/z* 395(M+1)

5 (2S)-2-(*tert*-Butoxycarbonyl)-amino-2-[8-(4-chlorophenylsulfonyl-carbamoyl)-8-aza-bicyclo [3.2.1]-oct-3-yl]-*exo*-ethanoic acid

MS: *m/z* 524(M+23)

(2S)-2-(*tert*-Butoxycarbonyl)-amino-2-[8-(3,3,3-trifluoro propyl)-8-aza-bicyclo [3.2.1]-oct-3-yl]-*exo*-ethanoic acid

10

MS: *m/z* 381(M+1)

(2S)-2-(*tert*-Butoxycarbonyl)-amino-2-[8-(5-cyanopyridin-2-yl)-8-aza-bicyclo [3.2.1]-oct-3-yl]-*exo*-ethanoic acid.

15 MS: *m/z* 387(M+1)

(2S)-2-(*tert*-Butoxycarbonyl)-amino-2-[8-(adamantan-1-yl- methyl)-8-aza-bicyclo [3.2.1]-oct-3-yl]-*exo*-ethanoic acid.

MS: *m/z* 433(M+1)

20

Analogously, by practicing appropriate process selected from the chemistry described hereinabove for Intermediates 3 to 11, with appropriate variations in reactants and reaction conditions followed by standard ester hydrolysis following intermediates were prepared:

25 (2S)-2-(*tert*-Butoxycarbonyl)-amino-2-[8-(pyridin-4-yl-methyl)-8-aza-bicyclo [3.2.1]-oct-3-yl]-*exo*-ethanoic acid

MS: *m/z* 376(M+1)

(2S)-2-(*tert*-Butoxycarbonyl)-amino-2-[8-(4-cyano-phenyl)-8-aza-bicyclo [3.2.1]-oct-3-yl]-*exo*-ethanoic acid

30

MS: *m/z* 386(M+1)

(2S)-2-(*tert*-Butoxycarbonyl)-amino-2-[8-(methanesulfonyl)-8-aza-bicyclo [3.2.1]-oct-3-yl]-*exo*-ethanoic acid

MS: *m/z* 361(M-1)

5 (2S)-2-(*tert*-Butoxycarbonyl)-amino-2-[8-(thiophene-2-sulfonyl)-8-aza-bicyclo [3.2.1]-oct-3-yl]-*exo*-ethanoic acid

MS: *m/z* 453(M+23)

10 (2S)-2-(*tert*-Butoxycarbonyl)-amino-2-[8-(2-methoxyphenyl-thio-carbamoyl)-8-aza-bicyclo [3.2.1]-oct-3-yl]-*exo*-ethanoic acid

MS: *m/z* 450(M+1)

(2S)-2-(*tert*-Butoxycarbonyl)-amino-2-[8-(cyclohexylmethyl)-8-aza-bicyclo [3.2.1]-oct-3-yl]-*exo*-ethanoic acid

15 MS: *m/z* 381(M+1)

(2S)-2-(*tert*-Butoxycarbonyl)-amino-2-[8-(benzyloxy-ethyl)-8-aza-bicyclo [3.2.1]-oct-3-yl]-*exo*-ethanoic acid

MS: *m/z* 419(M+1)

20

(2S)-2-(*tert*-Butoxycarbonyl)-amino-2-[8-(1-ethyl-propyl)-8-aza-bicyclo [3.2.1]-oct-3-yl]-*exo*-ethanoic acid

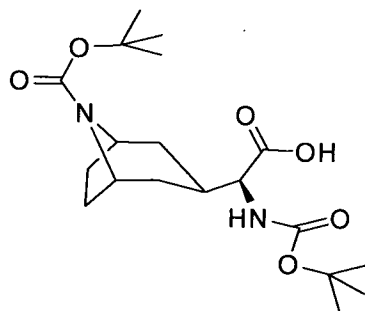
MS: *m/z* 355(M+1)

25

Intermediate 12

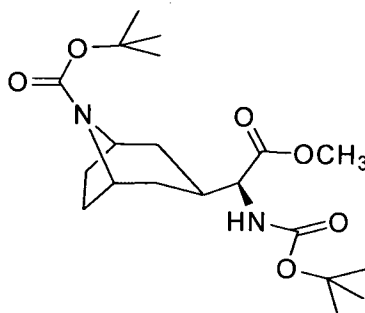
(2S)-2-(*tert*-Butoxy carbonyl)-amino-2- {8-(*tert*-butoxy carbonyl)-8-aza-bicyclo [3.2.1] oct-3-yl]-*exo*-ethanoic acid

77



Step 1: (2S)-2-(*tert*-Butoxy carbonyl)-amino-2- {8-(*tert*-butoxy carbonyl)-8-aza-bicyclo [3.2.1] oct-3-yl}-*exo*-acetate

5

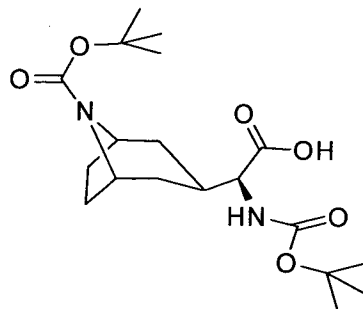


To a stirred solution of methyl- (2S)-2-(*tert*-butoxy carbonyl)-amino-2- (8-azabicyclo [3.2.1]- oct 3yl] *exo* acetate (step 5 of Intermediate 2, 0.8 g, 2.68 m mol) in dichloromethane (16 ml) at 0°C was added triethyl amine (1.04 g, 3.22 m mol, 1.4 ml). The reaction mixture was stirred at same temperature for 15 minutes and di-*tert*-butyl dicarbonate (0.64g, 0.67ml, 2.95 m mol) was added. The reaction mixture was then stirred at room temperature for 20 hours. The solvent was removed under reduced pressure to get a crude product, which was purified by column chromatography over silica gel (100-200 mesh) using 1.5% methanol in dichloromethane as an eluent to yield the title compound (1.0 g, 93%)

15 MS: m/z 399 (M+1)

$^1\text{H NMR}$ ($\text{CDCl}_3 + \text{D}_2\text{O}$, 200 MHz): δ 1.42 (s, 9H), 1.45 (s, 9H), 1.45-1.82 (m, 6H), 1.84-2.10 (m, 2H), 3.72 (s, 2H), 4.05-4.32 (m, 3H), 4.92-5.10 (m, 1H)

Step 2: (2S)-2-(*tert*-Butoxy carbonyl)-amino-2- {8-(*tert*-butoxy carbonyl)-8-aza-bicyclo [3.2.1] oct-3-yl]-*exo*-ethanoic acid



To a stirred and cooled (0°C) solution of (1.0 g, 2.51mmol) in methanol (50 ml) was added a solution of Na₂CO₃ (1.33g, 12.6 mmol) in water (25 ml) in a drop wise manner. After the addition is completed, the turbid solution was stirred at room temperature for 14 hours. After completion of reaction, the reaction mixture was concentrated under reduced pressure to dryness. To this was added water (10 ml) cooled to 0°C and pH of the reaction mixture was adjusted to 6.5 with aqueous 20% HCl. The solvent was removed under reduced pressure to yield a solid, which was stirred with ethyl acetate (75ml) at room temperature for 30 minutes.

The reaction mixture was filtered through Buchner funnel and filtrate was dried over anhydrous Na₂SO₄. The solvent was evaporated to yield the title compound (0.88g, 91%), which was subjected to next step without purification.

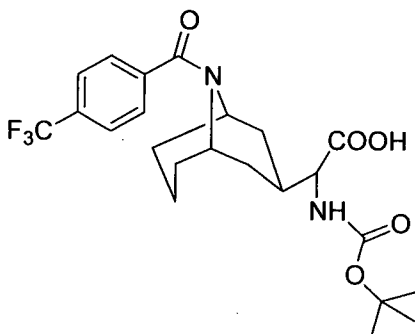
MS: *m/z* 407(M+23)

¹HNMR (CDCl₃, 200 MHz): δ 1.25-1.74 (m, 24H), 1.83-2.02 (m, 2H), 2.15-2.34 (m, 1H), 3.85 (s, 2H exchanges with D₂O), 4.06-4.16 (m, 3H).

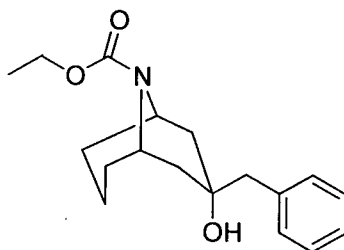
Intermediate 13

2-(*tert*-Butoxycarbonyl)-amino-2-{9-(4-trifluoromethyl benzoyl)-9-aza-bicyclo [3.3.1]-non-3-yl}-*exo*- ethanoic-acid

79



Step 1 : 3-Benzyl-3-hydroxy-9-aza-bicyclo [3.3.1] nonane-9-carboxylic acid ethyl ester



5

To a stirred suspension of magnesium turning (7.16g, 0.3mol) and iodine (5.0 mg, 0.04 mmol) in anhydrous THF (250 ml) at 65°C temperature was added a solution of benzyl chloride (44g, 0.35 mol) in THF (100 ml) under nitrogen atmosphere. The mixture was refluxed for 2 hours and a solution of 3-oxo-9-aza-bicyclo [3.3.1] nonane-9-carboxylic acid ethyl ester (prepared by following the procedure given in US 4277472, 21.0g, 0.1mol) in THF (100ml) was added at 65°C. The reaction was stirred at same temperature for 14 hours. The progress of reaction was monitored by ¹HNM̄R spectrum of the crude product. The reaction mixture was cooled to 0°C and acidify to pH 4 with 1N aqueous HCl. The reaction mixture was concentrated and the residue was taken up in CH₂Cl₂ (500ml). The organic layer was washed with water (100 ml), dried over anhydrous sodium sulphate and filtered. The solvent was evaporated to obtain a crude product, which was purified by a filter column over silica gel (100-200 mesh) using 1% methanol in dichloromethane as an eluent to yield an inseparable mixture of un reacted starting material and product (28.1g).

The mixture so obtained was taken in ethanol (300 ml) and to this was added sodium borohydride in portionwise (7.0 g) under stirring at 0°C. After the addition was completed,

the reaction mixture was brought to room temperature and stirred for two hours. The reaction mixture was again cooled to 0°C and acidified to pH 4 by using 1N aqueous HCL. Ethyl alcohol was evaporated under reduced pressure and the residue was taken up in dichloromethane (600 ml). The organic layer was washed with water (100 ml), dried over

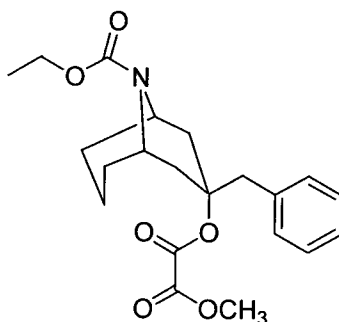
5 anhydrous sodium sulphate and filtered. The solvent was evaporated to give a crude product, which was purified by column chromatography over silica gel (100-200 mesh) using 1% methanol in dichloromethane as an eluent to yield the title compound (11.6 g, 39%).

MS: m/z 304(M+1)

¹H NMR (CDCl₃, 400 MHz): δ 1.18-1.9 (m, 10H), 1.91-2.14 (m, 1H), 2.28-2.72 (m, 5H), 4.1-4.25 (m, 2H), 4.3-4.51 (m, 1H), 4.6-4.83 (m, 2H), 7.1-7.4 (m, 5H)

10

Step 2: 9-(Ethoxy carbonyl)-3-exo-benzyl-9-aza-bicyclo [3.3.1] non-3-yl methyl oxalate



15

To a stirred solution of 3-benzyl-3-hydroxy-9-aza-bicyclo [3.3.1] nonane-9-carboxylic acid ethyl ester (13.5g, 44.5 m mol) in dichloromethane (350 ml) was added pyridine (7g, 89.1m mol) and 4-dimethyl amino pyridine (0.54g, 4.4m mol) at 0°C. A solution of mono methyl oxalyl chloride (6.0g, 49 mmol) in dichloromethane (50 ml) was then added drop wise at

20 0°C. After the addition was completed, the reaction mixture was brought to room temperature and stirring was continued for 18 hours. The progress of reaction was monitored by TLC. After the completion of reaction, the reaction mixture was diluted with dichloromethane (200 ml) and washed with a saturated aqueous sodium bicarbonate solution (100 ml), water (100 ml), dried over anhydrous sodium sulphate and filtered. The

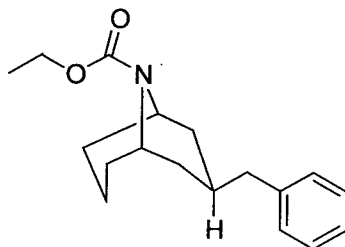
25 solvent was removed under reduced pressure to get the crude product, which was purified

by column chromatography over silica gel (100-200 mesh) using 7% ethyl acetate in hexane as an eluent to yield the title compound (13.6 g, 79%)

MS: m/z 390 (M+1)

^1H NMR (CDCl_3 , 400 MHz): δ 1.29 (t, $J=7.2\text{Hz}$, 3H), 1.43-1.6 (m, 3H), 1.63-1.8 (m, 2H), 2.09-2.2 (m, 3H), 2.26-2.35 (m, 2H), 3.14 (ABq, $J=14.8\text{Hz}$, 2H), 3.87 (s, 3H), 4.14-4.25 (m, 2H), 4.42-4.50 (m, 1H), 4.52-4.59 (m, 1H), 7.13-7.17 (m, 2H), 7.22-7.32 (m, 3H)

Step 3: Ethyl-3-benzyl-9-aza-bicyclo [3.3.1] nonane-9-carboxylate



10

To a stirred solution of 9-(ethoxy carbonyl)-3-exo-benzyl-9-aza-bicyclo [3.3.1] non-3-yl methyl oxalate (13.5g, 34.7 mmol) in toluene (350 ml) was added a solution of tri butyl tin hydride (15.15g, 52 mmol) in toluene (55 ml) at room temperature. The reaction mixture was then heated at 110°C and added a portion of 2,2'-azobis (2-methyl propionitrile) (AIBN, 0.57g, 3.47m mol) under stirring. The progress of the reaction was monitored by TLC and more AIBN was added every one hour (9 x 0.57 g , 5.13 g, 31.2 m mol). The reaction was completed in 12 hours. The reaction mixture was cooled to room temperature and the solvent was removed under reduced pressure. The crude product so obtained was purified by column chromatography over silica gel (100-200 mesh) using 10% ethyl acetate in hexane as an eluent to yield the title compound (14.1 g)

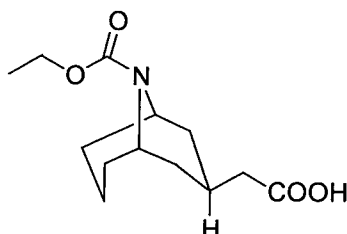
20

MS: m/z 288 (M+1)

^1H NMR (CDCl_3 , 400 MHz): δ 0.907 (t, $J=7.6\text{Hz}$, 3H), 1.2-1.27 (m, 2H), 1.28-1.4 (m, 4H), 1.42-1.78 (m, 5H), 2.39-2.43 (m, 2H), 4.04-4.2 (m, 2H), 4.21-4.47 (m, 2H), 7.1-7.15 (m, 1H), 7.16-7.23 (m, 2H), 7.25-7.34 (m, 2H)

25

Step 4: [9-(Ethoxycarbonyl)-9-azabicyclo [3.3.1] -non-3yl] acetic acid

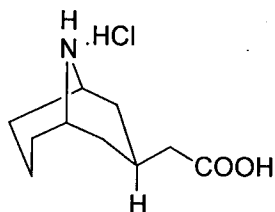


To a stirred solution of ethyl-3-benzyl-9-aza-bicyclo [3.3.1] nonane-9-carboxylate (14.0 g, 48.8 mmol) in mixture of carbon tetra chloride and acetonitrile (1:1, 280 ml) was added water (210 ml) followed by periodic acid (155g, 683 mmol) at room temperature. The reaction was heated to 40-50°C and RuCl₃ was added portion wise over the period of 20 minutes. Stirring was continued for 2.0 hours and the progress of the reaction was monitored by TLC. After the completion of reaction, the reaction mixture was cooled to room temperature and evaporated most of the organic solvents under reduced pressure. The aqueous layer was extracted with CCl₄ (3x 200 ml). The combined organic layer was dried over anhydrous sodium sulphate and evaporated to yield the title compound (4.92 g, 40%), which was subjected to next reaction without further purification.

MS: *m/z* 254 (M-1)

¹HNMR (CDCl₃+D₂O, 200 MHz): δ 0.97 (t, *J*=7.4Hz, 3H), 1.02-2.4 (m, 12H), 2.6-2.86 (m, 1H), 4.0-4.55 (m, 4H)

Step 5: 9-Azabicyclo [3.3.1] non-3-yl acetic acid hydrochloride

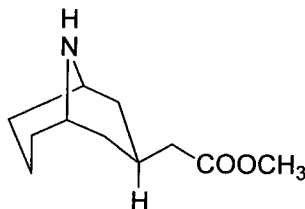


Concentrated HCl (36%, 73.5ml) was added to [9-(ethoxy carbonyl)-9-azabicyclo [3.3.1]-non-3yl]- acetic acid (4.9g, 19.2 m mol) under stirring at room temperature. The reaction mixture was heated at 100 °C for 8 hours and progress of reaction was monitored by mass spectroscopy. After the completion of reaction, the reaction mixture was evaporated to dryness under reduced pressure and traces of water was removed by evaporating with

dichloromethane (3x 50 ml) the crude product was dried under high vacuum to yield the title compound (4.01g, 95%) and subjected to further reaction without purification

MS: m/z 184 (M+1)

5 Step 6: Methyl -9-azabicyclo [3.3.1]-non-3-yl -exo-acetate



10 To a stirred solution of 9-azabicyclo [3.3.1] non-3-yl acetic acid hydrochloride (4.0g, 18.2 mmol) in methanol (80 ml) was added concentrated sulfuric acid (1ml) at 5°C. The reaction mixture was brought to room temperature and then refluxed at 65°C for 15 hours under stirring. The progress of the reaction was monitored by mass spectroscopy. After the completion of reaction, the reaction mixture was cooled to room temperature and the solvent was evaporated under reduced pressure. The residue was diluted with chloroform (50 ml) and basified with ammonia in chloroform at 0°C till pH turned to 10. The salt precipitated was filtered through a buchner funnel and the filtrate was concentrated to get a crude product, which was purified by column chromatography over silica gel (100-200 mesh) using (ammonia in chloroform: methanol: dichloromethane) in the ratio of 2:10:88 as an eluent to yield the title compound (1.07g, 30%)

20 *Exo isomer* :

MS: m/z 198 (M+1)

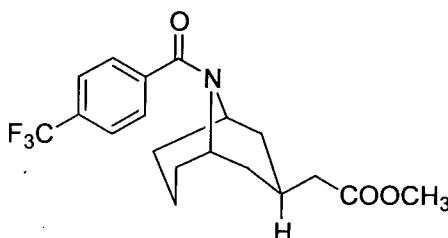
$^1\text{H NMR}$ ($\text{CDCl}_3 + \text{D}_2\text{O}$, 400 MHz): δ 1.4-1.5 (m, 2H), 1.6-1.71 (m, 3H), 1.78-1.88 (m, 4H) 1.92-2.06 (m, 1H), 2.14 (d, $J=6.8\text{Hz}$, 2H), 2.6-2.74 (m, 1H), 3.1-3.16 (m, 2H), 3.66 (s, 3H)

Endo isomer:

25 MS: m/z 198 (M+1)

$^1\text{H NMR}$ ($\text{CDCl}_3 + \text{D}_2\text{O}$, 400 MHz): δ 0.9-1.0 (m, 2H), 1.30-1.37 (m, 2H), 1.40-1.48 (m, 1H), 1.60-1.70 (m, 2H), 1.73-2.07 (m, 4H), 2.25 (d, $J = 6.8\text{Hz}$, 2H), 3.16-3.27 (m, 2H), 3.66 (s, 3H)

Step 7: Methyl {9-[4(trifluoromethyl)-9-azabicyclo [3.3.1] non-3-yl] - exo - acetate.



5

To a stirred solution of methyl -9-azabicyclo [3.3.1]- non-3-yl -exo- acetate (1.05 g, 5.3 m mol) in tetra hydrofuran (50 ml) was added 4-trifluoromethyl benzoic acid (1.01 g, 5.3 m mol) and 1-hydroxy benzotriazole (0.82 g, 5.3 m mol) at room temperature. The reaction mixture was cooled to 0°C and 1-(3-dimethylaminopropyl)-3-ethylcarbodiimide hydrochloride (1.12 g, 5.8 m mol) was added. The reaction mixture was then brought to room temperature and stirred for 18 hours at same temperature. The progress of the reaction was monitored by mass spectroscopy. The reaction mixture was concentrated under reduced pressure and the residue was taken up in dichloromethane (150 ml). The organic layer was washed with a saturated aqueous sodium bicarbonate solution (20 ml) and dried over anhydrous sodium sulphate. The solvent was evaporated to obtain a crude product, which was purified by column chromatography over silica gel (100-200 mesh) using 1.5% methanol in dichloromethane as an eluent to yield the title compound (1.22 g, 62%)

10

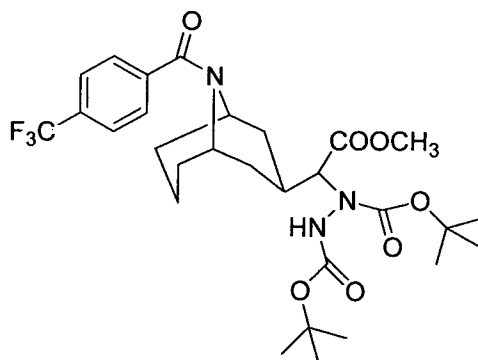
15

MS: m/z 370 (M+1)

$^1\text{H NMR}$ (CDCl_3 , 200 MHz): δ 1.3-1.5 (m, 1H), 1.51-2.3 (m, 11H), 2.68-2.93 (m, 1H) 3.67 S, 3H), 3.66-3.80 (m, 1H) 4.80-4.90 (m, 1H), 7.50 (d, $J = 8.1$ Hz, 2H), 7.66 (d, $J = 8.1$ Hz, 2H)

20

Step 8: Methyl -2-(1,2-di-*tert*-butyloxy carbonyl hydrazine)-2-[9-(4-trifluoromethyl benzoyl)-9-azabicyclo [3.3.1]-non-3-yl]-exo-acetate

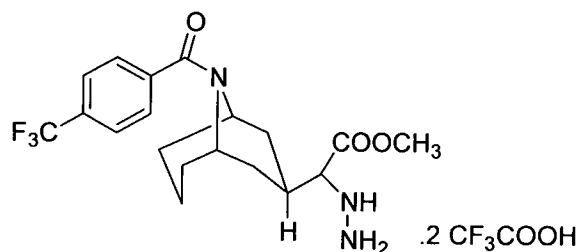


To a cold (-70°C) and stirred solution of diisopropyl amine (0.49 g, 4.88 mmol) in THF (10 ml) was added n-butyl lithium (1.6 M, 0.31 g, 4.88 mmol) and stirred at the same temperature for one hour. A solution of methyl {9-[4-[trifluoro methyl]-9-azabicyclo [3.3.1]-non-3-yl]-exo-acetate (1.2 g, 3.25 mmol) in THF (40 ml) was added drop wise at -70°C. After 90 minutes, a solution of di-tert-butyl-diazene -1,2-dicarboxylate (3.0 g, 13 m mol) in THF (20 ml) was added to the reaction mixture at -70°C. After the addition, reaction mixture was allowed to come at room temperature and stirred for further 14 hours. The progress of the reaction was monitored by TLC. After the completion of reaction, the reaction mixture was cooled to 0°C and the pH was adjusted to 7 with a saturated aqueous ammonium chloride solution. Tetra hydro furan was evaporated under reduced pressure and the aqueous layer was extracted with dichloromethane (4x100 ml). The combined organic layer was dried over anhydrous sodium sulphate and concentrated to obtain a crude product, which was purified by column chromatography over silica gel (100-200 mesh) using 1% methanol in dichloromethane as an eluent to yield the title compound (1.19 g, 61%)

MS: m/z 600 (M+1)

$^1\text{H NMR}$ (CDCl_3 , 200 MHz): δ 1.22-1.86 (m, 27H), 1.93-2.1(m, 2H), 2.80-3.11(m, 1H) 3.63-3.83 (m, 4H), 4.8-4.95 (m, 1H), 6.50-6.65 (m, 1H), 7.4-7.7 (m, 4H)

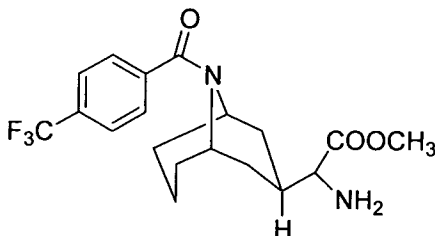
Step 9: Methyl-2- (hydrazino)-2-[9-(4-trifluoromethyl benzoyl)-9-azabicyclo [3.3.1]-non-3-yl]-exo-acetate di trifluoro acetic acid salt



To a stirred solution of methyl 2-(1,2-di-*tert*-butyloxycarbonyl hydrazino)-2-[9-(4-trifluoromethyl benzoyl)-9-azabicyclo [3.3.1]-non-3-yl]-*exo*- acetate (1.15 g, 1.92 mmol) in dichloromethane (6 ml) was added a solution of tri fluoro acetic acid (11.5 ml, 11.7 g, 154.8 m mol) in dichloromethane (5.5 ml) at 0°C. The reaction mixture was allowed to come at room temperature and stirred for 4 hours. The progress of reaction was monitored by mass spectroscopy. After the completion of reaction, the solvent was evaporated to get a crude product (1.25 g) quantitatively, which was subjected to next step without purification

MS: m/z 400 (M+1)

Step 10: Methyl amino {9-[4-(trifluoro methyl) benzoyl]-9-azabicyclo [3.3.1] non-3-yl]-*exo*-acetate



15

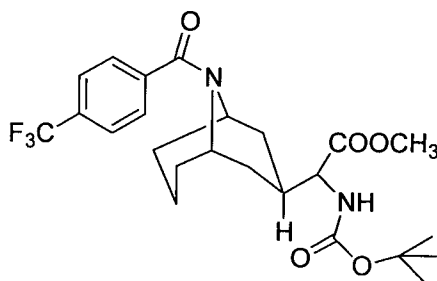
To a solution of methyl 2-(hydrazine)-2-[9-(4-trifluoro methyl benzoyl)-9-azabicyclo [3.3.1]- non-3-yl]-*exo*-acetate di trifluoro acetic acid salt (1.24 g, 1.98 mmol) in a mixture of methanol and water (1:1, 24.8 ml) was added Raney nickel (7.4 g) under a nitrogen atmosphere at room temperature. The reaction mixture was hydrogenated at 568 psi in an autoclave for 14.0 hours at room temperature. The progress of the reaction was monitored by mass spectroscopy. The catalyst was filtered through a Buchner funnel and the residue was washed with methanol (25ml) and water (25ml). The combined filtrates were evaporated to dryness under reduced pressure and the crude product was taken up in chloroform (20 ml).

The reaction mixture was cooled to 0°C and the pH was adjusted to 10 using ammonia in chloroform. The salt precipitated was filtered and the filtrate was concentrated to give a crude product (0.73 g, 96%), which was subjected to next step without purification

MS: m/z 385(M+1)

- 5 $^1\text{H NMR}$ ($\text{CDCl}_3 + \text{D}_2\text{O}$, 400 MHz): δ 1.18-1.40 (m, 2H), 1.5-1.87 (m, 6H), 1.88-2.10 (m, 2H), 2.70-2.82 (m, 1H), 3.2-3.3 (m, 1H), 3.79-3.85 (m, 4H), 4.85-4.94 (m, 1H), 7.51(d, $J=7.6\text{Hz}$, 2H), 7.66 (d, $J=7.6\text{Hz}$, 2H)

- 10 Step 11: Methyl-2- (*tert*-butoxy carbonyl) amino-2- {9-[4-(trifluoromethyl) benzoyl]-9-azabicyclo [3.3.1] non-3-yl}-*exo*-acetate



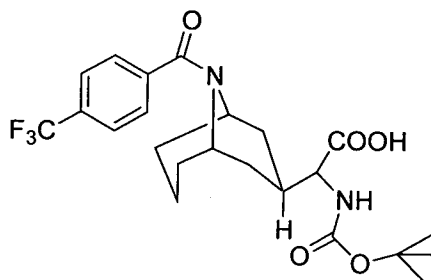
- To a stirred solution of methyl amino {9-[4-(trifluoromethyl)-benzoyl]-9-azabicyclo [3.3.1]-non-3-yl}-*exo*-acetate (0.224 g, 2.22 mmol) in dichloromethane (35 ml) was added di-*tert*-butyl dicarbonate (0.71 g, 1.85 mmol) and triethyl amine (0.44 g, 2.03 mmol) at 0°C. The reaction mixture was allowed to come at room temperature and stirred for 15 hours. The progress of reaction was monitored by TLC. After the completion of reaction, the solvent was evaporated under reduced pressure to get the crude product, which was purified by column chromatography over silica gel (100-200 mesh) using 2% methanol in dichloromethane as an eluent to yield the title compound (0.67 g, 75%)

MS: m/z 485(M+1)

$^1\text{H NMR}$ ($\text{CDCl}_3 + \text{D}_2\text{O}$, 200 MHz): δ 1.2-2.1(m, 19H), 2.65-3.0 (m, 1H), 3.76 (s, 3H), 4.09-4.28 (m, 1H), 4.83-5.15 (m, 2H), 7.40-7.55 (m, 2H), 7.60-7.75 (m, 2H)

- 25 Step 12: 2-(*tert*-Butoxy carbonyl) amino-2- {9-(4-trifluoromethyl benzoyl)-9-azabicyclo [3.3.1] non-3-yl}-*exo*-ethanoic acid

88



To a stirred solution of methyl-2- (*tert*-butoxy carbonyl)-amino-2- {9-[4-(trifluoromethyl) benzoyl]-9-azabicyclo [3.3.1] non-3-yl}-*exo*-acetate (0.645 g, 1.33 mmol) in methanol (39.0 ml) was added a solution of sodium carbonate (0.706 g, 6.66 mmol) in water (19.5 ml) at 0°C. The reaction mixture was allowed to come at room temperature and stirred for 20 hours. The progress of reaction was monitored by TLC. The reaction mixture was evaporated to dryness under reduced pressure and the residue was dissolved in water (20 ml). The aqueous solution was cooled to 0°C and pH was adjusted to 6 by using 1N aqueous HCl. The reaction mixture was concentrated to dryness under reduced pressure and the residue was stirred with 10% methanol in dichloromethane (70 ml) at room temperature for 15 minutes. It was then filtered through a Buchner funnel and the residue was washed with 10% methanol in dichloromethane (2x70ml). The combined filtrates were concentrated to yield the title compound (0.566 g, 90%)

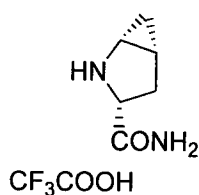
MS: m/z 469 (M-1)

$^1\text{H NMR}$ (CDCl_3 , 400 MHz): δ 1.1-2.08 (m, 19H), 2.56-2.9 (m, 1H), 3.5-3.75 (m, 1H) 3.89-3.98 (m, 1H), 4.70-4.85 (m, 1H), 5.6-5.8 (m, 1H), 7.40-7.55 (m, 2H), 7.57-7.70 (m, 2H)

Intermediate 14

20

(1R, 3R, 5R)-2-aza-bicyclo [3.1.0]-hexane-3-carboxamide trifluoro acetic acid salt



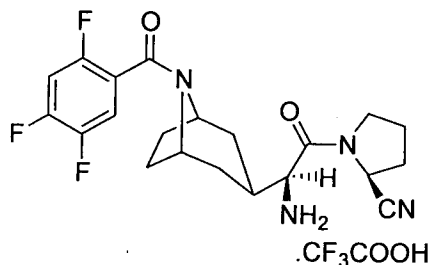
The title compound was prepared by following the procedure as described in WO 2004/052850 starting from (R)-(+)-2-pyrrolidinone-5- carboxylic acid

MS: m/z 127 (M+1)

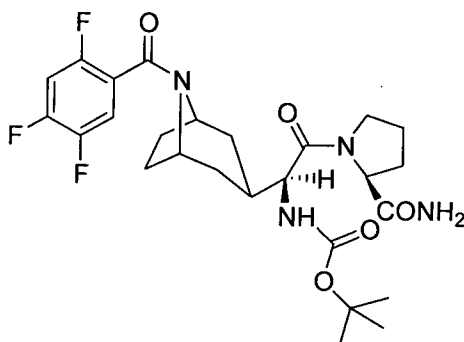
^1H NMR (D_2O , 400 MHz): δ 0.66-0.70 (m, 1H), 0.92-1.92 (m, 1H), 1.85-1.93 (m, 1H) 2.32 (dd, $J = 2.8, 14.0$ Hz, 1H), 2.70-2.81 (m, 1H), 3.38-3.45 (m, 1H), 4.67 (dd, $J = 8.4, 11.2$ Hz, 1H) $[\alpha]_{\text{D}}^{20}$ 30.59 (c 0.50, water)

Example 1

(2S)-1-{ (2S)-2- Amino-2-[8-(2,4,5-trifluorobenzoyl)-8-aza-bicyclo[3.2.1]oct-3-yl]-exo-ethanoyl}-pyrrolidin-2- carbonitrile trifluoroacetic acid salt (*Compound No.1*)



Step 1: (2S)-1-((2S)-2-(*tert*-Butoxycarbonyl)amino-2-[8-(2,4,5-trifluorobenzoyl)-8-aza-bicyclo [3.2.1] oct-3-yl]-exo-ethanoyl)-pyrrolidin -2-carboxamide



15

To a stirred solution of (2S)-2(*tert*-butoxycarbonyl)amino-2-[8-(2,4,5-trifluoro-benzoyl)-8-aza-bicyclo [3.2.1]oct-3-yl]-exo ethanoic acid (step 12 of intermediate 1, 0.35 g, 0.791 mmol) in dry DMF (10 ml) was added 1-hydroxy benzotriazole (HOBT, 0.321 g, 2.37 mmol) and L-prolinamide (0.0903 g, 0.791 mmol) at room temperature. The reaction mixture was cooled to 0°C and added triethylamine (0.24 g, 0.31 ml, 2.37 mmol) and 1-(3-dimethyl amino propyl)-3-ethyl carbodimide hydrochloride (0.303 g, 1.58 mmol). Ice bath was removed after 2 hours

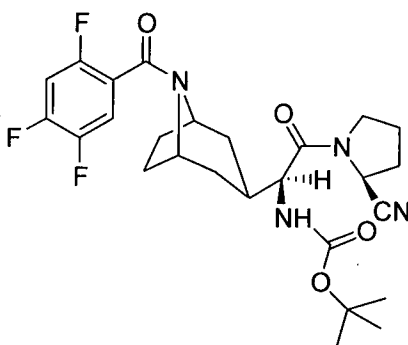
20

and the reaction mixture was stirred at room temperature for 24 hours. The solvent was removed under reduced pressure, added a saturated aqueous sodium bicarbonate solution (10 ml) and extracted with ethyl acetate (1x 50 ml). The organic layer was dried over anhydrous Na_2SO_4 and the solvent was removed under reduced pressure to obtain a crude product, which was purified by column chromatography over silica gel (100 – 200 mesh) using methanol : NH_3 in chloroform : dichloromethane in the ratio of 2 : 10 : 88 as an eluent to yield the title compound (0.17 g, 40 %).

MS : m/z 539 (M+1)

^1H NMR (CDCl_3 , 200 MHz) : δ 1.41 (s, 9H), 1.60 – 2.40 (m, 13H), 3.45 – 3.95 (m, 3H), 4.21 – 4.36 (m, 1H), 4.45 – 4.58 (m, 1H), 4.70 – 4.87 (m, 1H), 5.1 – 5.3 (m, 1H), 5.32 – 5.5 (m, 1H), 6.4 – 6.6 (m, 1H, exchangeable with D_2O), 6.85 – 7.02 (m, 1H), 7.07 – 7.35 (m, 1H).

Step 2: (2S)-1-{(2S)-2-(*tert*-butoxycarbonyl)-amino-2-[8-(2,4,5-trifluorobenzoyl)-8-aza-bicyclo [3.2.1]oct-3-yl]-*exo*-ethanoyl]-pyrrolidin-2-carbonitrile.



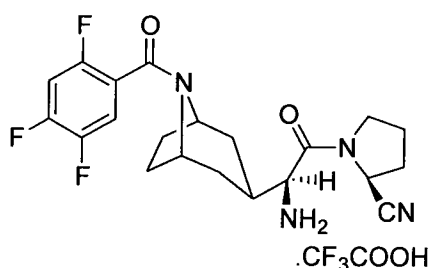
To a stirred solution of (2S)-1-{(2S)-2-(*tert*-butoxycarbonyl)amino-2-[8-(2,4,5-trifluorobenzoyl)-8-aza-bicyclo[3.2.1]oct-3-yl]-*exo*-ethanoyl]-pyrrolidin-2-carboxamide (0.08 g, 0.149 mmol) and imidazole (0.021g, 0.312 mmol) in dry pyridine (2.8 ml) at -30°C was added phosphorous oxy chloride (0.093 g, 0.057 ml, 0.609 mmol) dropwise. The reaction mixture was stirred at -30°C for 2 hours. and completion of reaction was monitored by TLC. The reaction mixture was quenched with water (0.5 ml) at -30°C and then it was allowed to come at room temperature. The solvent was removed under reduced pressure at room temperature. The crude product was dried under high vacuum. To this was added dichloromethane (20 ml), washed with water (2 x 5 ml) and dried over anhydrous Na_2SO_4 .

The solvent was evaporated to obtain a crude product, which was purified by column chromatography over silica gel (100 – 200 mesh) using 1.4 % methanol in dichloromethane as an eluent to yield the title compound (0.06 g, 77 %).

MS : m/z 521 (M+1)

- 5 $^1\text{H NMR}$ (CDCl_3 , 400 MHz) : δ 1.35 – 1.45 (m, 9H), 1.65 – 1.85 (m, 6H), 1.95 – 2.08 (m, 2H), 2.12 – 2.34 (m, 5H), 3.57 – 3.95 (m, 3H), 4.15 – 4.25 (m, 1H), 4.74 – 4.88 (m, 2H), 5.05 – 5.15 (m, 1H), 6.92 – 7.02 (m, 1H), 7.26 – 7.33 (m, 1H).

10 **Step 3** : (2S)-1-[(2S)-2- Amino-2-[8-(2,4,5-trifluorobenzoyl)-8-aza-bicyclo[3.2.1]oct-3-yl]-exo-ethanoyl]-pyrrolidin-2- carbonitrile trifluoroacetic acid salt



To a stirred solution of (2S)-1-[(2S)-2 (tert-butoxycarbonyl)amino-2-[8-(2,4,5-trifluorobenzoyl)-8-aza-bicyclo [3.2.1]oct-3-yl]-exo-ethanoyl]-pyrrolidin-2-carbonitrile.
15 (0.10 g, 0.192 mmol) in dry dichloromethane (1.5 ml) at 0°C was added a solution of trifluoroacetic acid (2.0 ml, 3.07 g, 26.9 mmol) in dry dichloromethane (1.5 ml) dropwise. The reaction mixture was stirred at 0°C for 5 minutes, brought to room temperature and stirred for 25 minutes. The solvent was evaporated under reduced pressure at 30°C and added
20 dichloromethane (10 ml). The solvent was evaporated under reduced pressure and dried under high vacuum to remove trifluoroacetic acid. In order to remove traces of trifluoroacetic acid left and to solidify the product, petroleum ether (20 ml) was added to this mass, and evaporated under reduced pressure. The solid so obtained was stirred with ether (10 ml) at room temperature for 15 minutes. The solvent was decanted and dried the solid under high
25 vacuum to yield the title compound (0.089 g, 87%).

MS : m/z 421 (M+1)

¹HNMR (CDCl₃ + CD₃OD + D₂O) : δ 1.4 – 1.85 (m, 4H), 1.95 – 2.06 (m, 2H), 2.07 – 2.34 (m, 4H), 2.43 – 2.56 (m, 1H), 3.42 – 3.52 (m, 1H), 3.54 – 3.83 (m, 3H), 3.84 – 3.94 (m, 1H), 3.98 (t, J = 8 Hz, 1H), 4.67 – 4.8 (m, 2H), 6.92 – 7.04 (m, 1H), 7.28 – 7.37 (m, 1H).

- 5 The following compounds were prepared by procedure similar to those described for *Compound No.1* with appropriate variations of reactants, reaction conditions and quantities of reagents

10 (2S)-1-((2S)-2- Amino-2-[8-(4-trifluoromethylbenzoyl)-8-aza-bicyclo[3.2.1]oct-3-yl]-exo-ethanoyl)-pyrrolidin-2- carbonitrile trifluoroacetic acid salt (*Compound No.2*)

mp: 162-164°C

MS: *m/z* 435(M+1)

¹HNMR (D₂O, 400MHz):δ 1.51-1.95 (m, 6H), 1.97-2.22 (m, 4H), 2.23-2.4 (m, 2H), 2.55-2.68 (m, 1H), 3.63-3.74 (m, 2H), 4.05-4.13(m, 1H), 4.26 (t, J = 6.4Hz, 1H), 4.7-4.85 (m, 2H) 7.6 (d, J = 7.6Hz, 2H), 7.79 (d, J = 8Hz, 2H)

[α]_D²¹ – 24.93 (c 1.07, water)

Yield: 99%

20 (2S)-1-((2S)-2- Amino-2-[8-(adamantane-1-carbonyl)-8-aza-bicyclo[3.2.1]oct-3-yl]-exo-ethanoyl)-pyrrolidin-2- carbonitrile trifluoroacetic acid salt (*Compound No.3*)

mp: 162-164°C

MS: *m/z* 425(M+1)

¹HNMR (D₂O, 400MHz):δ 1.5-2.4(m, 27H), 2.5-2.65(m, 1H), 3.50-3.62 (m, 1H), 3.72-3.84 (m, 1H), 3.97-4.05(m, 1H), 4.7-4.88(m, 3H)

25 [α]_D²⁰ – 18.23 (c 0.50, water)

Yield: 80%

(2S)-1-((2S)-2-Amino-2-[8-(pyridine-4-carbonyl)-8-aza-bicyclo[3.2.1]oct-3-yl]-exo-ethanoyl)-pyrrolidin-2- carbonitrile trifluoroacetic acid salt (*Compound No.4*)

30 mp: 125-127°C

MS: *m/z* 368(M+1)

¹HNMR (D₂O, 400MHz): δ 1.52-2.0 (m, 6H), 2.02-2.22 (M, 4H), 2.25-2.40 (m, 2H), 2.60-2.72 (m, 1H), 3.65-3.75 (m, 2H), 4.03-4.10 (m, 1H), 4.30 (t, J=6.4Hz, 1H), 4.75-4.85 (m, 2H), 8.13(d, J=6.8Hz, 2H), 8.93(d, J=6.4Hz, 2H).

Yield: 42%

5

(2S)-1-[(2S)-2-Amino-2-[8-(4-cyano-benzoyl)-8-aza-bicyclo[3.2.1]oct-3-yl]-exo-ethanoyl]-pyrrolidin-2-carbonitrile trifluoroacetic acid salt (Compound No.5)

mp: 193-195°C

MS: m/z 392(M+1)

10 ¹HNMR (D₂O, 200MHz): δ 1.5-2.45(m, 12H), 2.5-2.7(m, 1H), 3.6-3.75(m, 2H), 4.02-4.15(m, 1H), 4.2-4.3(m, 1H), 4.7-4.85(m, 2H), 7.60 (d, J=8Hz, 2H), 7.86 (d, J = 8.0 Hz, 2H).

Yield: 98%

(2S)-1-[(2S)-2-Amino-2-[8-(2,5-difluorobenzoyl)-8-aza-bicyclo[3.2.1]oct-3-yl]-exo-ethanoyl]-pyrrolidin-2-carbonitrile trifluoroacetic acid salt (Compound No.6)

15

mp: 170-172°C

MS: m/z 403(M+1)

20 ¹HNMR (D₂O, 400MHz): δ 1.52-1.63 (m, 2H), 1.67-1.95 (m, 4H), 2.02-2.22 (m, 4H), 2.25-2.40 (m, 2H), 2.52-2.68 (m, 1H), 3.65-3.75 (m, 2H), 4.02-4.12 (m, 1H), 4.21-4.26 (m, 1H), 4.75-4.84 (m, 2H), 7.16-7.23 (m, 1H), 7.26 (t, J = 6.4 Hz, 2H).

Yield: 77%

(2S)-1-[(2S)-2-Amino-2-[8-(2-fluoro-pyridine-4-carbonyl)-8-aza-bicyclo[3.2.1]oct-3-yl]-exo-ethanoyl]-pyrrolidin-2-carbonitrile trifluoroacetic acid salt (Compound No.7)

25 mp: 173-175°C

MS: m/z 386 (M+1)

30 ¹HNMR (D₂O, 400MHz): δ 1.52-1.65 (m, 2H), 1.66-1.95 (m, 4H), 2.00-2.23 (m, 4H), 2.25-2.40 (m, 2H), 2.55-2.70 (m, 1H), 3.65-3.75 (m, 2H), 4.06-4.13 (m, 1H) 4.27 (t, J = 7.2 Hz, 1H), 4.72-4.85 (m, 2H), 7.16-7.20 (m, 1H), 7.35-7.40 (m, 1H), 8.30 (d, J=4.8Hz, 1H).

Yield: 87%

(2S)-1-{ (2S)-2- Amino-2-[8-(4-trifluoromethyl phenyl carbamoyl)-8-aza-bicyclo[3.2.1]oct-3-yl]-exo-ethanoyl}-pyrrolidin-2- carbonitrile trifluoroacetic acid salt (Compound No.22)

mp: 196-198°C

MS: m/z 450(M+1)

5 $^1\text{HNMR}$ ($\text{CDCl}_3+\text{CD}_3\text{OD}$, 400MHz): δ 1.5-1.8 (m, 6H), 1.9-2.35 (m, 6H), 2.4-2.7 (m, 1H), 3.45-3.58 (m, 1H), 3.65-3.8 (m, 1H), 3.9-4.05(m, 1H), 4.3-4.5 (m, 2H), 4.7-4.85 (m, 1H), 7.4-7.6 (m, 4H).

$[\alpha]_{\text{D}}^{20} - 19.76$ (c 0.50, water)

Yield: 90%

10

(2S)-1-{ (2S)-2- Amino-2-[8-(2,4,5-trifluorobenzyl)-8-aza-bicyclo[3.2.1]oct-3-yl]-exo-ethanoyl}-pyrrolidin-2- carbonitrile trifluoroacetic acid salt (Compound No.9)

mp: 132-134°C

MS: m/z 407(M+1)

15 $^1\text{HNMR}$ ($\text{DMSO}+\text{D}_2\text{O}$, 200MHz): δ 1.4-1.6 (m, 1H), 1.65-2.45 (m, 14H), 3.84-4.3 (m, 5H), 4.7-4.83 (m, 1H), 7.58-7.86 (m, 2H)

$[\alpha]_{\text{D}}^{24} - 12.74$ (c 1.00, water)

Yield: 45%

20

(2S)-{(2S)-1-[(2S)-2-Amino-2-(8-(benzo [1,3] dioxole -5-carbonyl)-8-aza-bicyclo [3.2.1]-oct-3-yl)-exo-acetyl]-pyrrolidin-2- yl} methanol trifluoroacetic acid salt (Compound No.14)

mp: 193-195°C

MS: m/z 416 (M+1)

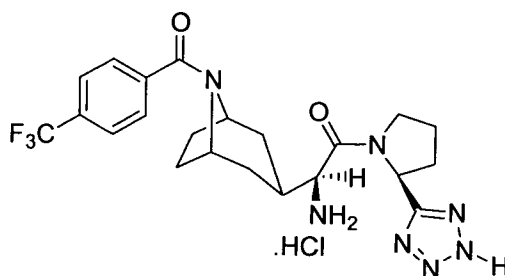
25 $^1\text{HNMR}$ (D_2O , 400 MHz): δ 1.45-2.05 (m, 12H), 2.4-2.6 (m, 1H), 3.4-3.68 (m, 4H), 2.88 4.11-4.31(m, 3H), 4.62-4.72 (m, 1H), 5.99 (s, 2H),6.9-7.0 (m, 3H)

$[\alpha]_{\text{D}}^{20} 3.80$ (c 0.50, water)

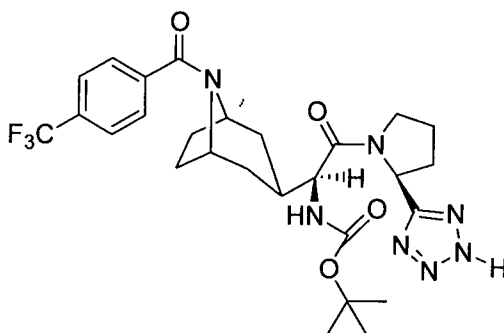
Yield: 75%

Example 2

30 (2S)-1-[(2S)-2-Amino-2- [8-(4-trifluoromethyl-benzoyl)-8-aza-bicyclo [3.2.1] oct-3-yl]-exo-ethanoyl]-2-(2H-tetrazol-5-yl) pyrrolidine hydrochloride (Compound No.13)



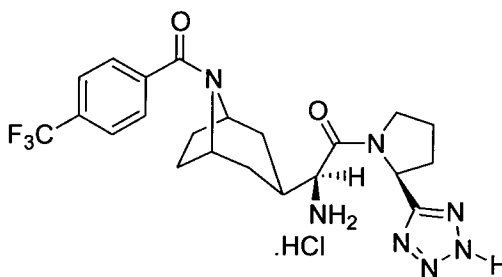
Step 1: (2S)-1-((2S)-2-(*tert*-butoxycarbonyl)-amino-2-[8-(4-trifluoromethyl-benzoyl)-8-
5 aza-bicyclo [3.2.1]-oct-3-yl]-*exo*-ethanoyl)-2-(2H-tetrazol-5-yl) pyrrolidine



To a stirred solution of (2S)-1-((2S)-2-(*tert*-butoxycarbonyl)-amino-2-[8-(4-trifluoromethyl-
benzoyl)-8-aza-bicyclo[3.2.1]-oct-3-yl]-*exo*-ethanoyl)-pyrrolidin-2-carbonitrile (prepared by
10 following the similar procedure as described in step 2 of Example 1, 0.17 g, 0.318 mmol) in
isopropyl alcohol (4 ml) was added sodium azide (0.041 g, 0.636 mmol) and zinc bromide
(0.035 g, 0.159 mmol). To make the solution clear, water (8 ml) was added to the reaction
mixture and heated at reflux for 15 hours. The reaction mixture was allowed to come at room
temperature. To this reaction mixture was added 3N HCl (1 ml) and stirred with ethyl acetate
15 (25 ml) till the solid was dissolved. The organic layer was separated and the aqueous layer
was extracted with ethyl acetate (20 ml). The combined organic layers were dried over
anhydrous Na₂SO₄ and the solvent was evaporated under reduced pressure to yield a crude
product, which was purified by column chromatography over silica gel (100-200 mesh) using
4% methanol in dichloromethane as an eluent to yield the title compound (0.095 g, 68%).
20 MS: *m/z* 576(M-1)

$^1\text{H NMR}$ (CDCl_3 , 400MHz): δ 1.32-1.42(m, 9H), 1.44-2.53(m, 13H), 2.65-2.85(m, 1H), 3.62-3.82(m, 1H), 3.87-4.03(m, 2H), 4.26-4.4(m, 1H), 4.65-4.84(m, 1H), 5.34-5.48(m, 1H), 5.6-5.8(m, 1H), 7.46-7.61(m, 2H), 7.62-7.73(m, 2H).

- 5 Step 2: (2S)-1-[(2S)-2-Amino-2-[8-(4-trifluoromethyl-benzoyl)-8-aza-bicyclo [3.2.1]-oct-3-yl]-exo-ethanoyl]-2-(2H-tetrazol-5-yl) pyrrolidine hydrochloride



10

To a stirred a solution of (2S)-1-[(2S)-2-(*tert*-butoxycarbonyl) amino-2-[8-(4-trifluoromethyl-benzoyl)-8-aza-bicyclo [3.2.1]-oct-3-yl]-exo-ethanoyl]-2-(2H-tetrazol-5-yl) pyrrolidine (0.025, 0.043 mmol) in methanol (1.5 ml) was added 6N aqueous HCl (0.25ml) at 0°C and the reaction mixture was stirred at room temperature for 15 hours. The reaction mixture was concentrated under reduced pressure. Sticky oil so obtained was washed with dichloromethane (5 ml). The crude product was again stirred with 20% dichloromethane in diethyl ether (5 ml) for 15 minutes and decanted the organic layer. The solid so obtained was dried under high vacuum to yield the title compound (0.02 g, 90%).

mp: 244-246°C

20 MS: m/z 478 (M+1)

$^1\text{H NMR}$ (D_2O , 400 MHz): δ 1.43-1.56 (m, 2H), 1.6-1.85 (m, 4H), 1.95-2.27 (m, 5H), 2.4-2.56 (m, 2H), 3.75-3.9 (m, 2H), 4.0-4.07 (m, 1H), 4.26-4.3 (m, 1H), 4.7-4.85 (m, 1H), 5.43-5.49 (m, 1H), 7.5-7.6 (m, 2H) 7.75-7.81 (m, 2H)

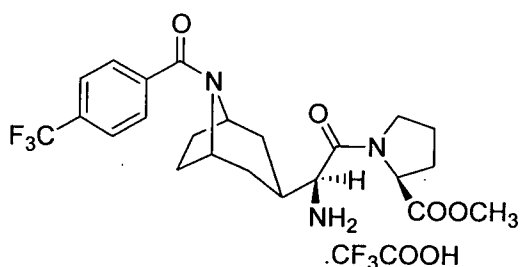
$[\alpha]_D^{20}$ 5.69 (c 0.50, water)

25

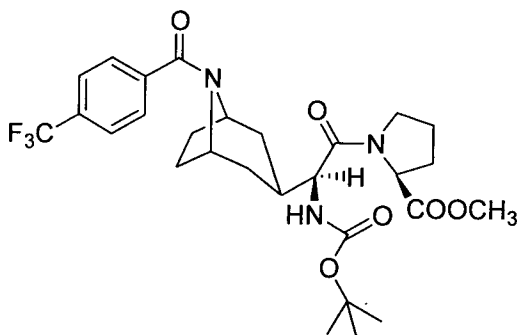
Example 3

Methyl (2S)-1-((2S)-2-amino-2-[8-(4-trifluoromethyl-benzoyl)-8-aza-bicyclo[3.2.1]oct-3-yl]-exo-ethanoyl)-pyrrolidin-2-carboxylate trifluoro acetic acid (*Compound No. 10*)

5



Step 1: Methyl (2S)-1-((2S)-2-(*tert*-butoxycarbonyl)-amino-2-[8-(4-trifluoromethyl-benzoyl)-8-aza-bicyclo[3.2.1]-oct-3-yl]-exo-ethanoyl)-pyrrolidin-2-carboxylate



10

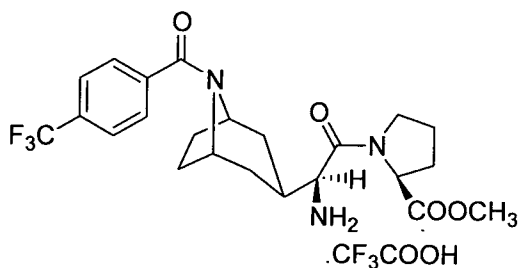
To a stirred solution of (2S)-2-(*tert*-butoxycarbonyl)-amino-2-[8-(4-trifluoro methyl-benzoyl)-8-aza-bicyclo [3.2.1]oct-3-yl]-exo-ethanoic acid (prepared by following the similar procedure as described in Intermediate 2, 1.5 g, 3.28 mmol) in DMF (20 ml) was added pyrrolidine-2-
 15 carboxylic acid methyl ester hydrochloride (0.544 g, 3.28 mmol) in water (5.0 ml), followed by the addition of 1-hydroxy benzotriazole (0.886 g, 6.56 mmol). The reaction mixture was cooled to 0°C and added 1- (3-dimethyl amino propyl)-3-ethyl carbodiimide hydrochloride (1.25 g, 6.56 mmol) followed by triethylamine (1.36 ml, 0.993 g, 9.84 mmol). The reaction
 20 mixture was then stirred at room temperature for 18 hours. The solvent was evaporated under reduced pressure. To the residue was added ethyl acetate (50 ml) and the organic layer was washed with water (10 ml) and saturated solution of sodium bicarbonate (10 ml).

The organic layer was dried over anhydrous Na_2SO_4 and the solvent was removed under reduced pressure to obtain a crude product, which was purified by column chromatography over silica gel (100-200 mesh) using methanol: NH_3 in chloroform: dichloromethane in the ratio of 0.5:10:89.5 as an eluent to yield the title compound (0.79g, 87%).

5 MS: m/z 568 (M+1)

^1H NMR ($\text{CDCl}_3+\text{D}_2\text{O}$, 200MHz): δ 1.41(s, 9H), 1.58-2.18 (m, 11H), 2.2-2.46 (m, 2H), 3.5-3.7 (m, 1H), 3.70 (s, 3H), 3.91-4.10 (m, 1H), 4.26-4.4 (m, 1H), 4.45-4.58 (m, 1H), 4.8-4.94 (m, 1H), 5.1-5.3(m, 1H), 7.5-7.72 (m, 4H)

10 Step 2: Methyl-(2S)-1-[(2S)-2- amino-2-[8-(4-trifluoromethyl-benzoyl)-8-aza-bicyclo[3.2.1]-oct-3-yl]-exo-ethanoyl]-pyrrolidin-2-carboxylate trifluoroacetic acid



15 To a stirred solution of methyl-(2S)-1-[(2S)-2-(*tert*-butoxycarbonyl)-amino-2-[8-(4-trifluoromethyl-benzoyl)-8-aza-bicyclo [3.2.1]-oct-3-yl]-exo-ethanoyl]-pyrrolidin-2-carboxylate (0.13 g, 0.23 mmol) in dry dichloromethane (2.0 ml) was added a solution of trifluoro acetic acid (1.3 ml, 1.99 g, 17.5 mmol) in dry dichloromethane (1 ml) drop wise at 0°C. The reaction mixture was stirred at 0°C for 5 minutes. The reaction mixture was allowed to

20 come at room temperature and stirred for 40 minutes. The solvent was evaporated under reduced pressure and dried under high vacuum. The crude sticky product so obtained was stirred with 20% dichloromethane in diethyl ether (10 ml) for 15 minutes and filtered through a Buchner funnel. Solid so obtained was dried under high vacuum to yield the title compound (0.095g, 71%).

25 mp: 173-175°C

MS: m/z 468(M+1)

99.

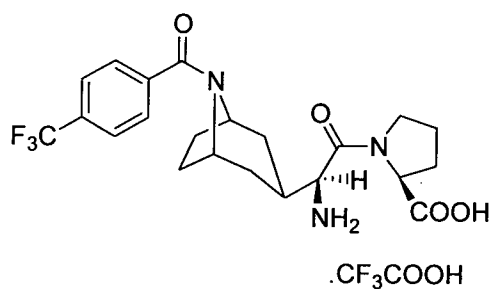
$^1\text{H NMR}$ (D_2O , 400MHz): δ 1.58-1.9(m, 6H), 1.92-2.1(m, 5H), 2.14-2.24 (m, 1H), 2.5-2.62 (m, 1H), 3.58-3.77 (m, 6H), 4.05-4.11 (m, 1H), 4.25 (d, $J=6.4\text{Hz}$, 1H) 4.47-4.52 (m, 1H), 7.57-7.63 (m, 2H) 7.76-7.82 (m, 2H)
 $[\alpha]_{\text{D}}^{20} - 18.32$ (c 0.50, water)

5

Example 4

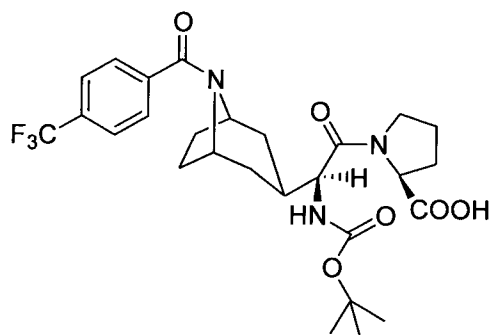
(2S)-1-((2S)-2-amino-2-[8-(4-trifluoromethyl-benzoyl)-8-aza-bicyclo[3.2.1]-oct-3-yl]-exo-ethanoyl)-pyrrolidin-2-carboxylic acid trifluoroacetic acid salt (*Compound No.11*)

10



Step 1: (2S)-1-((2S)-2-(*tert*-butoxycarbonyl)-amino-2-[8-(4-trifluoromethyl-benzoyl)-8-aza-bicyclo [3.2.1] -oct-3-yl]-exo-ethanoyl)-pyrrolidin-2-carboxylic acid

15



To a stirred solution of methyl (2S)-1-((2S)-2-(*tert*-butoxycarbonyl)-amino-2-[8-(4-trifluoromethyl-benzoyl)-8-aza-bicyclo [3.2.1] oct-3-yl]-exo-ethanoyl)-pyrrolidin-2-carboxylate (step 1 of Example 3, 0.22 g, 0.388 mmol) in methanol (20 ml) was added a solution of

20

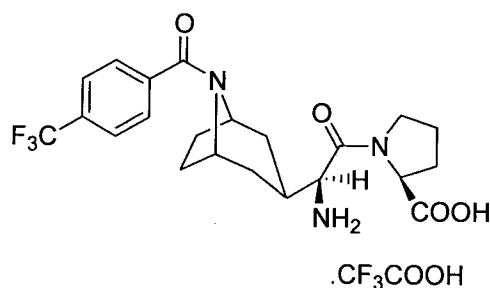
sodium carbonate (0.205 g, 1.94 mmol) in water (10 ml) slowly at 0°C. The reaction mixture was allowed to come at room temperature and stirred for 16 hours. The solvent was removed under reduced pressure and the residue was diluted with water (10 ml). It was then cooled to 0°C and pH was adjusted to 6.5 with 2N HCl. The aqueous layer was then
 5 extracted with dichloromethane (2x25 ml). The combined organic layers were dried over anhydrous sodium sulphate and the solvent was evaporated to yield a crude product. The crude was dissolved in diethyl ether (5 ml) and hexane was added till precipitation occurred. Solid was filtered through a Buchner funnel and dried under high vacuum to yield the title compound (0.121 g, 57%).

10 mp: 155-157°C

MS: m/z 552 (M-1)

$^1\text{H NMR}$ (CDCl_3 , 400MHz) : δ 1.34-1.45 (m, 9H), 1.50-2.42 (m, 13H), 3.52-3.9 (m, 2H), 3.95-4.06 (m, 1H), 4.30-4.60 (m, 3H), 4.80-4.90 (m, 1H), 5.40-5.47 (m, 0.5H), 5.87-5.95 (m, 0.5H), 7.56-7.7 (m, 4H).

15 Step: 2 (2S)-1-((2S)-2-amino-2-[8-(4-trifluoromethyl-benzoyl)-8-aza-bicyclo[3.2.1]-oct-3-yl]-exo-ethanoyl)-pyrrolidin-2-carboxylic acid trifluoroacetic acid salt



The title compound (0.095 g, 89%) was obtained from (2S)-1-((2S)-2-(*tert*-butoxy carbonyl)-amino-2-[8-(4-trifluoromethyl-benzoyl)-8-aza-bicyclo [3.2.1] -oct-3-yl]-exo-ethanoyl)-pyrrolidin-2-carboxylic acid (0.105 g, 0.18 mmol), trifluoro acetic acid (1.0 ml., 1.53 g, 13.54 mmol) in dichloromethane by a similar procedure described in step 2 of Example 3

mp: 161-163°C

MS: m/z 454(M+1)

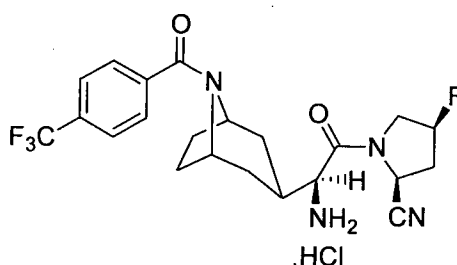
25 $^1\text{H NMR}$ (D_2O , 400MHz): δ 1.55-2.1(m, 11H), 2.24-2.38(m, 1H), 2.5-2.64(m, 1H), 3.55-3.67(m, 1H), 3.8-3.87(m, 1H), 4.02-4.1(m, 1H), 4.25(t, J=6.8Hz, 1H), 4.41-4.47(m, 1H), 4.72-4.8(m, 1H), 7.55-7.62(m, 2H), 7.75-7.81(m, 2H).

$[\alpha]_D^{20} - 17.92$ (c 0.50, water)

Example 5

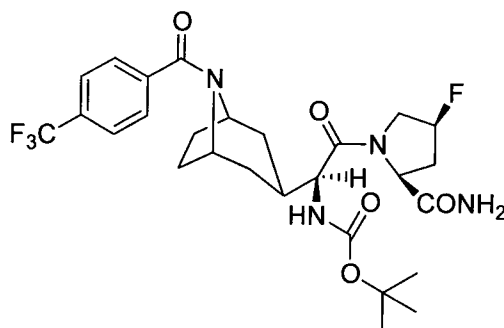
5

(2S, 4S)-1- {(2S)-2-Amino-2-[8-(4-trifluoromethyl-benzoyl)-8-aza-bicyclo [3.2.1] oct-3-yl]-exo-ethanoyl]-4-flouro-pyrrolidine -2 -carbonitrile hydrochloride salt (*Compound No. 15*)



10

Step 1: (2S, 4S)-1- {(2S)-2-(*tert*-butoxycarbonyl)-amino-2-[8-(4-trifluoromethyl-benzoyl)-8-aza-bicyclo [3.2.1]-oct-3-yl]-exo-ethanoyl]-4-flouro-pyrrolidine -2 -carboxylic acid amide



15

To a stirred solution of (2S)-2-(*tert*-butoxycarbonyl)-amino-2-[8-(4-trifluoromethyl-benzoyl)-8-aza-bicyclo [3.2.1]-oct-3-yl]-exo-ethanoic acid (prepared by following the similar procedure as described in Intermediate 2, 0.4 g, 0.877 mmol) in dry DMF (8.0 ml) was added 1-hydroxybenzotriazole (HOBT, 0.403 g, 2.63 mmol) and (2S, 4S)-4-flouro-pyrrolidine-2-carboxamide (which can be prepared by using method as provided in WO 03/002553, 0.116 g, 0.877 mmol) at room temperature. The reaction mixture was cooled to 0°C. To this was

20

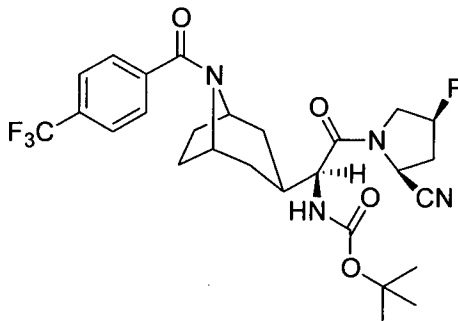
added triethylamine (0.266g, 0.375 ml, 2.63mmol) and 1- (3-dimethyl amino propyl-3-ethyl carbodimide hydrochloride (0.336 g, 1.75 mmol) under stirring. Ice Bath was removed after two hours and the reaction mixture was stirred at room temperature for 24 hours. The solvent was removed under reduced pressure and diluted with ethyl acetate (25.0 ml). The organic layer was washed with a saturated aqueous sodium bicarbonate solution (10 ml) and dried over anhydrous sodium sulphate. The solvent was removed to obtain a crude product, which was purified by column chromatography over silica gel (100-200 mesh) using methanol: NH₃ in chloroform: dichloromethane in the ratio of 3: 10: 87 as an eluent to get the title compound (0.27g, 54%).

mp: 153-155°C

MS: *m/z* 571(M+1)

¹HNMR (CDCl₃+D₂O, 400 MHz): δ 1.35-1.52 (m, 10H), 1.53-1.83 (m, 5H), 1.9-2.1 (m, 2H), 2.13-2.42 (m, 2H), 2.73-2.87 (m, 1H), 3.81 -4.16 (m, 2H), 4.2-4.29 (m, 1H), 4.73 (d, *J* = 9.6Hz, 1H), 4.77-4.93 (m, 2H), 5.23-5.27 (m, 0.5H), 5.36-5.42 (m, 0.5H), 7.51-7.62 (m, 2H), 7.63-7.7 (m, 2H).

Step 2: (2S, 4S)-1- {(2S)-2-(*tert*-butoxycarbonyl)-amino-2-[8-(4-trifluoromethyl-benzoyl)-8-aza-bicyclo [3.2.1] oct-3-yl]-*exo*-ethanoyl]-4-flouro-pyrrolidine -2 -carbonitrile



To a stirred solution of (2S, 4S)-1- {(2S)-2-(*tert*-butoxycarbonyl)-amino-2-[8-(4-trifluoromethyl-benzoyl)-8-aza-bicyclo [3.2.1]-oct-3-yl]-*exo*-ethanoyl]-4-flouro-pyrrolidine -2-carboxylic acid amide (0.26 g, 0.456 mmol) and imidazole (0.065 g, 0.954 mmol) in dry pyridine (6.0 ml) was added phosphorous oxy chloride (0.279 g, 0.17 ml, 1.81 mmol) drop wise at -30°C under nitrogen atmosphere. The reaction mixture was stirred at -30°C for two hours. The completion of reaction was monitored by TLC. The reaction mixture was quenched with water (2.0 ml) at -30°C. Then reaction mixture was allowed to come at room temperature. The solvent was removed under reduced pressure and water (10 ml) was

added to the residue. The aqueous layer was extracted with dichloromethane (4x10ml) and the combined organic layer was dried over anhydrous sodium sulphate. The solvent was evaporated to obtain the crude product, which was purified by column chromatography over silica gel (100-200 mesh) using 1.2 % methanol in dichloromethane as an eluent to yield the

5

title compound (0.17g, 68%).

mp: 155-157°C

MS: m/z 553 (M+1)

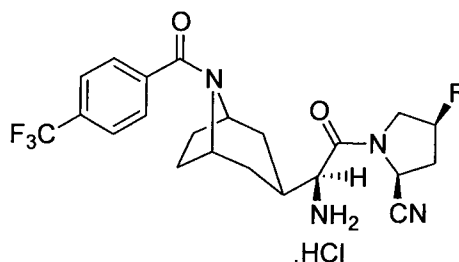
$^1\text{H NMR}$ ($\text{CDCl}_3 + \text{D}_2\text{O}$, 400 MHz): δ 1.34-1.5 (m, 10H), 1.54-1.62 (m, 1H), 1.63-1.85 (m, 4H), 1.9-2.1 (m, 2H), 2.23-2.43 (m, 2H), 2.6-2.73 (m, 1H), 3.92-4.19 (m, 4H), 4.85-4.92 (m, 1H),

10

4.96-5.02 (m, 1H), 5.33-5.37 (m, 0.5H), 5.47-5.52 (m, 0.5H), 7.58-7.62 (m, 2H), 7.65-7.72 (m, 2H).

Step 3: (2S, 4S)-1- {(2S)-2- Amino - 2-[8-(4-trifluoromethyl-benzoyl)-8-aza-bicyclo [3.2.1]-oct-3-yl]-exo-ethanoyl]-4-flouro-pyrrolidine -2 - carbonitrile hydrochloride

15



To a stirred solution of (2S, 4S)-1- {(2S)-2-(*tert*-butoxycarbonyl)-amino-2-[8-(4-trifluoromethyl-benzoyl)-8-aza-bicyclo [3.2.1]-oct-3-yl]-exo-ethanoyl]-4-flouro-pyrrolidine -2-

20

carbonitrile (0.16 g, 0.289 mmol) in dry dichloromethane (1.5 ml) at 0°C was added a solution of trifluoroacetic acid (3.0 ml, 4.61 g, 40.4 mmol) in dry dichloromethane (1.5 ml) drop wise. First, the reaction mixture was stirred at 0°C for 5 minutes and then stirred at room temperature for 25 minutes. The solvent was evaporated completely under reduced pressure at room temperature and dried under high vacuum. To this residue was added

25

dichloromethane (15 ml), cooled to 0°C and neutralized with NH_3 in chloroform. The solvent was evaporated and the crude was stirred with dichloromethane (30.0ml) and then filtered through a Buchner funnel. The filtrate was concentrated at reduced pressure and the

residue so obtained was taken in dry chloromethane (5.0ml). To this mixture was added HCl in ether (0.8 ml, 0.85 N) under stirring at room temperature. Stirring was continued at room temperature for 45 minutes. The reaction mixture was diluted with diethyl ether (5ml) and solvent was evaporated to yield the compound quantitatively (0.125 g)

5 mp: 168-170°C

MS: m/z 453(M+1)

$^1\text{HNMR}$ ($\text{CDCl}_3 + \text{CD}_3\text{OD}$, 200MHz): δ 1.15-1.35 (m, 2H), 1.45-2.1 (m, 8H), 2.3-2.7 (m, 3H), 3.25-3.35 (m, 1H), 3.8-4.1(m, 3H), 4.7-4.85 (m, 1H), 5.0-5.10 (m, 1H), 5.2-5.3 (m, 0.5H), 5.45-5.55 (m, 0.5H), 7.5-7.7 (m, 4H).

10 The following compounds were prepared by procedure similar to those described for *Compound No. 15* with appropriate variations of reactants, reaction conditions and quantities of reagents

(2S,4S)-1- { (2S)-2- Amino-2-[8-(2,4,5-trifluorobenzoyl)-8-aza-bicyclo[3.2.1]oct-3-yl]-exo-ethanoyl}-4-fluoro-pyrrolidin-2- carbonitrile trifluoroacetic acid salt (*Compound No. 16*)

15

mp: 163-165°C

MS: m/z 439 (M+1)

$^1\text{HNMR}$ ($\text{CDCl}_3 + \text{D}_2\text{O}$, 400 MHz): δ 1.1-2.1 (m, 8H), 2.2-2.8 (m, 3H), 3.5-4.2 (m, 4H), 4.7-5.1(m, 2H), 5.3-5.55 (m, 1H), 6.9-7.35 (m, 2H)

20 Yield: 92%

(2S, 4S)-1- { (2S)-2- Amino-2-[8-(2,5-difluorobenzoyl)-8-aza-bicyclo[3.2.1]oct-3-yl]-exo-ethanoyl}-4-fluoro-pyrrolidin-2- carbonitrile trifluoroacetic acid salt (*Compound No. 17*)

mp: 198-200°C

25 MS: m/z 421(M+1)

$^1\text{HNMR}$ (D_2O , 400 MHz): δ 1.52-1.63 (m, 2H), 1.68-1.96 (m, 4H), 2.0-2.13 (m, 2H), 2.43-2.8 (m, 3H), 3.76-3.95 (m, 1H), 4.02-4.16 (m, 2H), 4.2 (t, $J = 6\text{Hz}$, 1H), 4.75-4.8 (m, 1H), 5.06-5.12 (m, 1H), 5.45-5.5 (m, 0.5H), 5.56-5.62 (m, 0.5H), 7.15-7.22 (m, 1H), 7.24 (t, $J = 6.4\text{Hz}$, 2H)

30 Yield: 80%

105

(2S,4S)-1- { (2S)-2- Amino-2-[8-(2,4,5-trifluorobenzyl)-8-aza-bicyclo[3.2.1]oct-3-yl]-exo-ethanoyl]-4-fluoro-pyrrolidin-2- carbonitrile trifluoroacetic acid salt (*Compound No. 19*)

mp: 130-132°C

MS: m/z 425 (M+1)

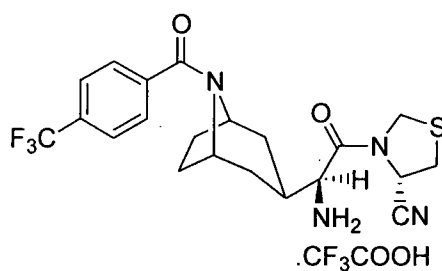
5 ^1H NMR (DMSO+D₂O, 200 MHz): δ 1.4-1.6 (m, 1H), 1.65-2.05 (m, 6H), 2.1-2.5 (m, 4H), 3.75-4.35 (m, 7H), 5.0-5.12 (m, 1H), 5.35-5.45 (m, 0.5H), 5.6-5.7 (m, 0.5H), 7.55-7.85 (m, 2H)

Yield: 79%

Example 6

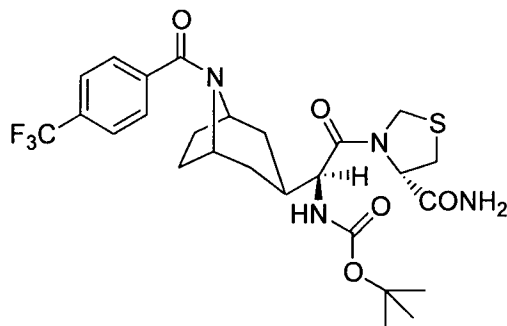
10

(4S)-3- {(2S)-2- Amino- 2-[8-(4-trifluoromethyl-benzoyl)-8-aza-bicyclo [3.2.1] oct-3-yl]-exo-ethanoyl}-thiazolidin-4- carbonitrile trifluoroacetetic acid salt (*Compound No. 20*)



15

Step 1: (4S)-3- {(2S)-2-(tert-butoxycarbonyl)-amino-2-[8-(4-trifluoromethyl-benzoyl)-8-aza-bicyclo [3.2.1]-oct-3-yl]-exo-ethanoyl}-thiazolidin-4-carboxylic acid amide



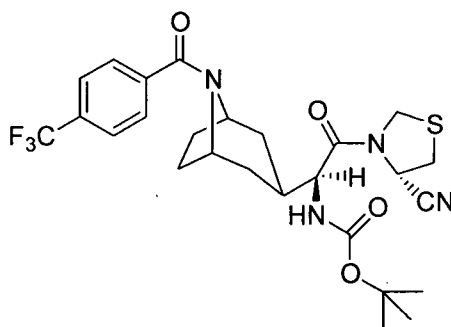
20

To a stirred solution of (2S)-2-(*tert*-butoxycarbonyl) amino-2-[8-(4-trifluoromethyl-benzoyl)-8-aza-bicyclo [3.2.1]-oct-3-yl]-*exo*-ethanoic acid (prepared by following the similar procedures described in Intermediate 2, 0.47 g, 1.03 mmol) in dry DMF (8.0 ml) was added 1-hydroxybenzotriazole (0.473 g, 3.08 mmol) and (4S)-1,3-thiazolidine-4-carboxamide (prepared by using method as provided in J. Am. Chem. Soc 59, 200-206 (1937) and US 2005/0192324, 0.14 g, 1.06 mmol) at room temperature. The reaction mixture was cooled to 0°C and added tri ethyl amine (0.45 ml, 0.31 g, 3.08 mmol) and 1-(3-dimethyl amino propyl)-3-ethyl carbodimide hydrochloride (0.395 g, 2.06 mmol) under stirring. After 2 hours, ice bath was removed and the reaction mixture was stirred at room temperature for 24 hours. The solvent was removed under reduced pressure and the residue was diluted with ethyl acetate (25 ml). The organic layer was washed with a saturated aqueous sodium bicarbonate solution (20 ml) and dried over anhydrous Na₂SO₄. The solvent was removed under reduced pressure to yield a crude product, which was purified by column chromatography over silica gel (100-200 mesh) using methanol: NH₃ in chloroform: dichloromethane in the ratio of 3:10:87 as an eluent to yield the title compound (0.18 g, 31%).

MS: *m/z* 571(M+1)

¹HNMR (CDCl₃+D₂O, 400 MHz): δ 1.36-1.5 (m, 9H), 1.53-1.8 (m, 6H), 1.9-2.1 (m, 2H), 2.25-2.40 (m, 1H), 3.08-3.48 (m, 2H), 3.95-4.1 (m, 1H), 4.34-4.45 (m, 1H), 4.5-4.7 (m, 1H), 4.71-5.0 (m, 3H), 7.51-7.62 (m, 2H), 7.65-7.72 (m, 2H).

Step 2: (4S)-3- {(2S)-2-(*tert*-butoxycarbonyl)-amino-2-[8-(4-trifluoromethyl-benzoyl)-8-aza-bicyclo [3.2.1]-oct-3-yl]-*exo*-ethanoyl}-thiazolidine-4-carbonitrile

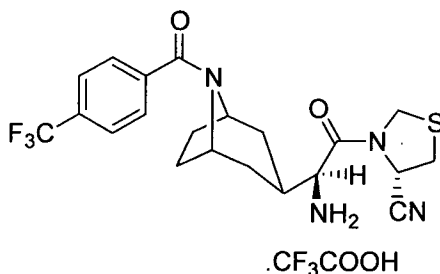


25

To a stirred solution of (4S)-3-((2S)-2-(*tert*-butoxycarbonyl)-amino-2-[8-(4-tri fluoromethyl-benzoyl)-8-aza-bicyclo [3.2.1]-oct-3-yl]-exo-ethanoyl)-thiazolidine -4-carboxylic acid amide (0.17 g, 0.298 mmol) and imidazole (0.043 g, 0.63 mmol) in dry pyridine (4.0 ml) at -30°C was added phosphorous oxy chloride (0.183 g, 0.11 ml, 1.19 mmol) drop wise under nitrogen atmosphere. The reaction mixture was stirred at -30°C for two hours. The completion of reaction was monitored by TLC. The reaction mixture was quenched with water (3.0 ml) at -30°C. Then reaction mixture was allowed to come at room temperature. The solvent was removed under reduced pressure and water (10 ml) was added to the residue. The aqueous layer was extracted with dichloromethane (4x10ml) and the combined organic layer was dried over anhydrous sodium sulphate. The solvent was evaporated at reduced pressure to get a crude product, which was purified by column chromatography over silica gel (100-200 mesh) using 1.2% methanol in dichloromethane as an eluent to yield the title compound (0.09 g, 55%).

MS: m/z 553(M+1)

Step 3: (4S)-3- ((2S)-2- Amino-2-[8-(4-trifluoromethyl-benzoyl)-8-aza-bicyclo [3.2.1] oct-3-yl]-exo-ethanoyl)-thiazolidin-4- carbonitrile trifluoroacetetic acid salt



20

To a stirred solution of (4S)-3- ((2S)-2-(*tert* butoxycarbonyl)- amino-2-[8-(4-trifluoromethyl-benzoyl)-8-aza-bicyclo [3.2.1]-oct-3-yl]-exo-ethanoyl)-thiazolidine-4- carbonitrile (0.08 g, 0.144 mmol) in dry dichloromethane (1.0 ml) at 0°C was added a solution of trifluoroacetic acid (1.5 ml, 2.3 g, 20.2 mmol) in dry dichloromethane (5 ml) drop wise. The reaction mixture was stirred at 0°C for 5 minutes then brought to room temperature and stirred for

25

108

further 25 minutes. The solvent was evaporated under reduced pressure at room temperature and dried under high vacuum. In order to solidify the product, petroleum ether (10ml) was added and evaporated to get a solid, which was dried under high vacuum to yield the title compound (0.08 g, 98%).

5 mp: 159-161 °C

MS: m/z 453 (M+1)

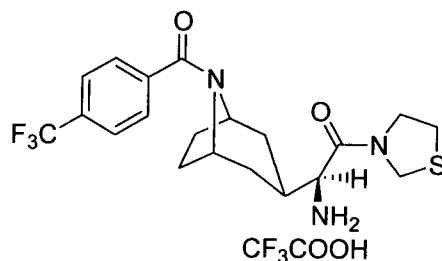
^1H NMR ($\text{CDCl}_3 + \text{D}_2\text{O}$, 400 MHz): δ 1.4-2.2 (m, 7H), 2.3-2.7 (m, 2H), 3.15-3.4 (m, 2H), 3.9-4.13 (m, 2H), 4.25-4.95 (m, 3H), 5.25-5.4 (m, 1H), 7.52-7.72 (m, 4H).

10

Example 7

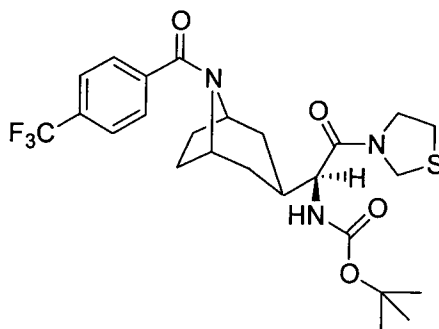
3-((2S)-2- Amino - 2-[8-(4-trifluoromethyl-benzoyl)-8-aza-bicyclo [3.2.1]-oct-3-yl]-exo-ethanoyl)-1,3-thiazolidin trifluoroacetic acid salt (Compound No.21)

15



Step1: 3-((2S)-2-(*tert*-butoxycarbonyl) amino - 2-[8-(4-trifluoromethyl-benzoyl)-8-aza-bicyclo [3.2.1] oct-3-yl]-exo-ethanoyl)-1,3-thiazolidine

20

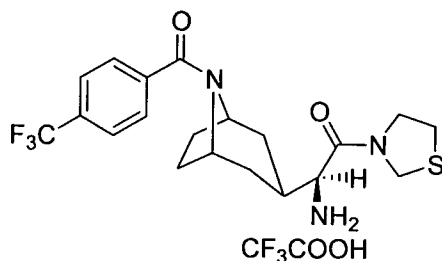


To a stirred solution of {(2S)-2-(*tert*-butoxycarbonyl)-amino-2-[8-(4-trifluoromethyl-benzoyl)-8-aza-bicyclo [3.2.1]-oct-3-yl]-*exo*-ethanoic acid (prepared by following the similar procedure as described in Intermediate 2, 150 mg, 0.328 mmol) in dry DMF (3.0 ml) was added 1-hydroxybenzotriazole (151 mg, 0.986 mmol) and 1,3-thiazolidine (29 mg, 0.325 mmol) at room temperature. The reaction mixture was cooled to 0°C and added triethyl amine (99 mg, 0.978 mmol) and 1-(3-dimethyl amino propyl-3-ethyl carbodiimide hydrochloride (126 mg, 0.83 mmol) under stirring. After 2 hours, ice bath was removed and the reaction mixture was stirred at room temperature for further 20 hours. The solvent was removed under reduced pressure and the residue so obtained was diluted with ethyl acetate (30 ml). The organic layer was washed with a saturated aqueous sodium bicarbonate solution (10 ml) and dried over anhydrous Na₂SO₄. The solvent was removed under reduced pressure to yield a crude product, which was purified by column chromatography over silica gel (100-200 mesh) using 1.2% methanol in dichloromethane as an eluent to yield the title compound (90 mg, 52%)

MS: *m/z* 528(M+1)

¹HNMR (CDCl₃+D₂O, 400 MHz): δ 1.35-1.5 3(m, 10H), 1.55-1.81 (m, 5H), 1.9-2.1 (m, 2H), 2.21-2.35 (m, 1H), 2.96-3.03(m, 1H), 3.05-3.13(m, 1H), 3.62-3.92 (m, 2H), 3.94-4.12 (m, 2H), 4.23-4.4(m, 1H), 4.44-4.57(m, 1H), 4.8-4.9(m, 1H), 7.51-7.61 (m, 2H), 7.63-7.7(m, 2H).

Step : 2 3-{(2S)-2-Amino-2-[8-(4-trifluoromethyl-benzoyl)-8-aza-bicyclo [3.2.1]-oct-3-yl]-*exo*-ethanoyl}-1,3-thiazolidine trifluoro acetic acid salt



To a stirred solution of 3-{(2S)-2-(*tert*-butoxycarbonyl)-amino-2-[8-(4-trifluoromethyl-benzoyl)-8-aza-bicyclo [3.2.1]-oct-3-yl]-*exo*-ethanoyl}-1,3-thiazolidine (80 mg, 0.151 mmol) in dry dichloromethane (0.75 ml) at 0°C was added a solution of trifluoroacetic acid (1.5 ml,

2.3 g 20.19 mmol) in dry dichloromethane (0.75 ml) and stirred at 0°C for 5 minutes. The reaction mixture was then stirred at room temperature for 25 minutes. The solvent was evaporated under reduced pressure and dried under high vacuum. In order to remove traces of trifluoroacetic acid left and to solidify the product, petroleum ether (10ml) was added and

5 evaporated to obtain the title compound (80 mg, 98%).

mp: 123-125 °C

MS: m/z 428(M+1)

$^1\text{H NMR}$ ($\text{CDCl}_3 + \text{D}_2\text{O}$, 400 MHz): δ 1.16-1.33 (m, 1H), 1.5-2.1 (m, 7H), 2.3-2.6 (m, 1H), 2.93-3.16 (m, 2H), 3.52-3.9 (m, 2H), 3.92-4.1(m, 1H), 4.13-4.28 (m, 1H), 4.36-4.73 (m, 2H), 4.75-4.95 (m, 1H), 7.52-7.72 (m, 4H).

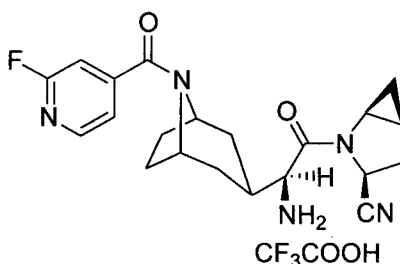
10

Example 8

(1S, 3S, 5S)- 2- {(2S)-2-amino-2-[8-(2-fluoropyridine-4-carbonyl)-8-aza-bicyclo [3.2.1]-oct-3-yl]-exo-ethanoyl}-2-azabicyclo [3.1.0]- hexane- 3-carbonitrile trifluoro acetic acid salt

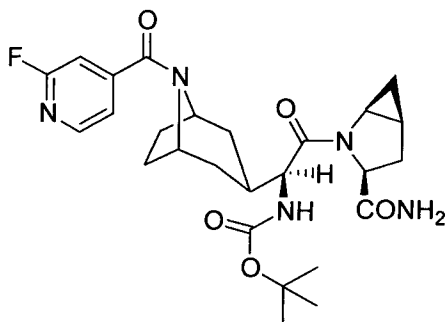
15

(Compound No.28)



Step 1 : (1S, 3S, 5S)- 2- {(2S)-2-(*tert*-butoxycarbonyl)-amino - 2-[8-(2- fluoropyridine-4-carbonyl)-8-aza-bicyclo [3.2.1]-oct-3-yl]-exo-ethanoyl}-2-azabicyclo [3.1.0]- hexane- 3-carboxamide

20



To a stirred solution of (2S)-2-(*tert*-butoxycarbonyl)-amino-2-[8-(2-fluoropyridine-4-carbonyl)-8-aza-bicyclo [3.2.1]-oct-3-yl]-*exo*-ethanoic acid (Intermediate 2, 7.6 g, 18.67 mmol) in DMF
 5 (120 ml) was added 1-hydroxybenzotriazole (7.57 g, 56.02 mmol) and TFA salt of (1S, 3S, 5S) 2-azabicyclo[3.1.0]- hexane- 3-carboxamide (which can be prepared by using method as provided in WO 2004/052850, 4.48 g, 18.67 mmol) at room temperature .This reaction mixture was cooled to 0°C and added triethyl amine (5.66 g, 7.8 ml, 56.02 mmol) and 1- (3-dimethyl amino propyl)-3-ethyl carbodiimide hydrochloride (7.16 g, 37.35 mmol) The
 10 reaction mixture was then brought to room temperature in 15 minutes and stirred at room temperature for 24 hours . The solvent was removed under reduced pressure, diluted with ethyl acetate (100 ml) washed with a saturated sodium bicarbonate solution (2x20 ml), water (20 ml) and brine (1x20 ml). The organic layer was dried over anhydrous Na₂SO₄ and the solvent was evaporated to get a crude product, which was purified by column chromatography over silica gel (200-400 mesh) using methanol: NH₃ in chloroform: dichloromethane in the ratio of 3:10:87 as an eluent to yield the title compound (3.61 g, 37%).

mp: 151-153 °C

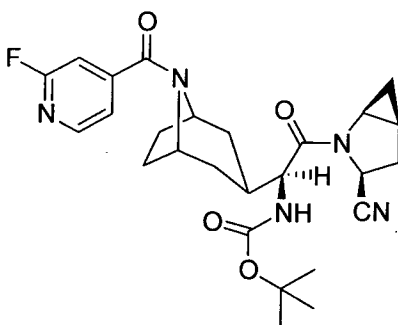
MS: *m/z* 516(M+1)

20 ¹HNMR (CDCl₃+D₂O, 200 MHz):δ 0.80-0.98 (m, 1H), 1.02-1.18 (m, 1H), 1.3-2.1(m, 16H), 2.27-2.7 (m, 3H), 3.5-3.7 (m, 1H), 3.9-4.04 (m, 1H), 4.5-4.68 (m, 1H) 4.73-4.9 (m, 2H), 5.20-5.45 (m, 2H), 6.97 (d, *J* = 10.1 Hz, 1H), 7.15-7.3 (m, 1H), 8.22-8.32 (m, 1H).

Step 2 : (1S, 3S, 5S)- 2- {(2S)-2-(*tert*-butoxycarbonyl)-amino - 2-[8-(2- fluoropyridine-4-carbonyl)-8-aza-bicyclo [3.2.1]-oct-3-yl]-*exo*-ethanoyl)-2-azabicyclo [3.1.0]-hexane- 3-carbonitrile

25

112



To a stirred solution of (1S, 3S, 5S)- 2- ((2S)-2-(*tert*-butoxycarbonyl)-amino-2-[8-(2-
 5 fluoropyridine-4-carbonyl)-8-aza-bicyclo [3.2.1]-oct-3-yl]-*exo*-ethanoyl)-2-azabicyclo [3.1.0]-
 hexane- 3-carboxamide (3.6 g, 6.99 mmol) and imidazole (0.99 g, 14.68 mmol) in dry
 pyridine (80 ml) was added phosphorous oxy chloride (4.39 g, 2.67ml, 28.66 mmol) drop
 wise at -30°C under N_2 atmosphere. The reaction mixture was stirred at -30°C for one hour
 and quenched with water (5 ml) at -30°C . It was allowed to come at room temperature and
 10 the solvent was removed under reduced pressure at same temperature .The crude product
 so obtained was dried under high vacuum and added dichloromethane (50 ml), washed with
 water (10 ml) dried over anhyd. Na_2SO_4 .The solvent was evaporated to obtain a crude
 product, which was purified by column chromatography over silica gel (100-200 mesh) using
 1.2% methanol in dichloromethane as an eluent to yield the title compound (2.9 g, 83%).

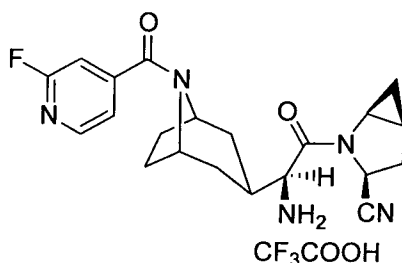
15 mp: $137-139^{\circ}\text{C}$

MS: m/z 498(M+1)

^1H NMR ($\text{CDCl}_3+\text{D}_2\text{O}$, 400 MHz): δ 0.98-1.16 (m, 2H), 1.35-1.85 (m, 13H), 1.9-2.1 (m, 3H),
 2.36-2.65 (m, 3H), 3.76-3.86 (m, 1H), 3.95-4.04 (m, 1H), 4.48-4.56 (m, 1H), 4.7-4.76 (m,
 1H), 4.84-4.9 (m, 1H), 4.99 (d, $J = 9.6$ Hz, 1H), 5.2-5.3 (m, 1H), 6.94-7.03 (m,1H), 7.18-7.28
 20 (m, 1H), 8.27-8.32 (m, 1H).

Step 3: (1S, 3S, 5S)- 2- ((2S)-2-Amino - 2-[8-(2- fluoropyridine-4-carbonyl)-8-aza-bicyclo
 [3.2.1]-oct-3-yl]-*exo*-ethanoyl)-2-azabicyclo [3.1.0]- hexane- 3-carbonitrile trifluoro acetic acid
 salt

113



To a stirred solution of (1S, 3S, 5S)- 2- {(2S)-2-(*tert*-butoxycarbonyl) amino-2-[8-(2-fluoropyridine-4-carbonyl)-8-aza-bicyclo [3.2.1]-oct-3-yl]-exo-ethanoyl}-2-azabicyclo [3.1.0]-hexane- 3-carbonitrile (3.0 g, 6.04 mmol) in dichloromethane (18 ml) was added a solution of trifluoro acetic acid (24.0 ml, 36.84 g, 323.15 mmol) in dichloromethane (18 ml) drop wise at 0°C. The reaction mixture was stirred at 0°C for 5 minutes, brought to room temperature and stirred at room temperature for 20 min. The solvent was evaporated under reduced pressure at 30°C and added dichloromethane (20 ml) The solvent was again evaporated and dried under high vacuum. In order to solidify the product, petroleum ether (20 ml) was added and evaporated. This process was repeated twice. In order to remove traces of trifluoroacetic acid, the reaction mixture was stirred at room temperature with 10% dichloromethane in ether (2x25ml) and filtered to yield the title compound (2.6 g, 84%).

mp: 176-178 °C

MS: *m/z* 398 (M+1)

¹HNMR (D₂O, 400 MHz): δ 0.92-0.98 (m, 1H), 1.18-1.28 (m, 1H), 1.6-1.97 (m, 6H), 2.04-2.2 (m, 3H), 2.44 (d, *J* = 14.0 Hz, 1H), 2.67-2.76 (m, 1H), 2.8-2.97 (m, 1H), 3.76-3.83 (m, 1H), 4.1-4.2 (m, 1H), 4.55-4.62 (m, 1H), 4.77-4.85 (m, 1H), 5.21(d, *J* = 10.8 Hz, 1H), 7.22 (s, 1H), 7.40-7.43 (m, 1H), 8.34 (d, *J* = 5.2 Hz, 1H),

[α]_D²⁰ - 14.37 (c 1.04, methanol)

Chiral Purity : 99.20%

The following compounds were prepared by procedure similar to those described for Compound No.28 with appropriate variations of reactants, reaction conditions and quantities of reagents

(1S,3S,5S)-2-((2R)-2-Amino-2-[8-(2-fluoropyridine-4-carbonyl)-8-aza-bicyclo [3.2.1] oct-3-yl]-exo-ethanoyl)-2-azabicyclo [3.1.0] hexane -3- carbonitrile trifluoroacetic acid salt (*Compound No.31*)

5 The intermediate (2R)-2-(*tert*-butoxycarbonyl) amino-2-[8-(2-fluoropyridine-4-carbonyl)-8-aza-bicyclo [3.2.1]-oct-3-yl]-exo- ethanoic-acid for the above title compound was prepared by using (S)-(+)-2- phenyl glycinol in place of (R)-(-)-2- phenyl glycinol as used in step 1 of Intermediate 1

mp: 196-199 °C

MS: m/z 398 (M+1)

10 ¹HNMR (D₂O, 400MHz): δ 0.94-1.08 (m, 2H), 1.55-1.88 (m, 6H), 1.92-2.10 (m, 3H), 2.35-2.42 (m, 1H), 2.51-2.70 (m, 2H), 3.62-3.71 (m, 1H), 4.03-4.11(m, 1H), 4.46 (d, J=6.8Hz, 1H), 4.75-4.81(m, 1H), 5.0-5.08 (m, 1H), 7.13-7.17 (m, 1H), 7.33-7.37 (m, 1H), 8.27 (dd, J =2.8, 5.2 Hz, 1H)

[α]_D²⁰ - 41.64 (c 1.0, methanol)

15 Yield: 58%

(1R,3R,5R)-2-((2S)-2-Amino-2-[8-(2-fluoropyridine-4-carbonyl)-8-aza-bicyclo [3.2.1] oct-3-yl]-exo-ethanoyl)-2-azabicyclo [3.1.0] hexane -3- carbonitrile trifluoroacetic acid salt (*Compound No.29*)

20 The above title compound was prepared by using Intermediate 14

mp: 215-218 °C

MS: m/z 398(M+1)

25 ¹HNMR (D₂O, 400 MHz):δ 0.94-1.08 (m, 2H), 1.55-1.88 (m, 6H), 1.92-2.10 (m, 3H), 2.35-2.42 (m, 1H), 2.51-2.70 (m, 2H), 3.62-3.71 (m, 1H), 4.03-4.11(m, 1H), 4.46 (d, J = 6.8Hz, 1H), 4.75-4.81(m, 1H), 5.0-5.08 (m, 1H), 7.13-7.17 (m, 1H), 7.33-7.37 (m, 1H), 8.27 (dd, J = 2.8, 5.2 Hz, 1H)

[α]_D²⁰ +41.97 (c 1.0, methanol)

Yield: 82%

30 (1R, 3R, 5R)-2-((2R)-2-Amino-2-[8-(2-fluoropyridine-4-carbonyl)-8-aza-bicyclo [3.2.1] oct-3-yl]-exo-ethanoyl)-2-azabicyclo [3.1.0] hexane -3- carbonitrile trifluoroacetic acid salt (*Compound No.30*)

115

The above title compound was prepared by using the intermediate (2R)-2-(*tert*-butoxycarbonyl) amino-2-[8-(2-fluoropyridine-4-carbonyl)-8-aza-bicyclo [3.2.1]-oct-3-yl]-exo-ethanoic-acid (prepared by using (S)-(+)-2- phenyl glycinol in place of (R)-(-)-2- phenyl glycinol as used in step 1 of Intermediate 1) and intermediate 14

5 mp: 185-188 °C

MS: *m/z* 398(M+1)

¹HNMR (D₂O, 400 MHz): δ 0.89-0.95 (m, 1H), 1.13-1.23 (m, 1H), 1.55-1.92 (m, 6H), 2.01-2.15 (m, 3H), 2.38-2.43 (m, 1H), 2.64-2.73 (m, 1H), 2.75-2.93 (m, 1H), 3.75-3.8 (m, 1H), 4.09-4.16 (m, 1H), 4.52-4.6 (m, 1H), 4.75-4.83 (m, 1H), 5.18 (d, *J* = 10.8Hz, 1H), 7.19 (s,

10 1H), 7.36-7.41(m, 1H), 8.31(d, *J* = 5.2Hz, 1H)
[α]_D²⁰ +14.71 (c 1.0, methanol)

Chiral Purity : 99.69 %

Yield: 73%

15

(1S,3S,5S)-2-[(2S)-2-Amino-2-[8-(2,4,5-trifluorobenzoyl)-8-aza-bicyclo [3.2.1]oct-3-yl]-exo-ethanoyl]-2-azabicyclo [3.1.0] hexane -3- carbonitrile trifluoroacetic acid salt (*Compound No.23*)

mp: 195-197 °C

20 MS: *m/z* 433(M+1)

¹HNMR (D₂O, 400 MHz): δ 0.87-0.94 (m, 1H), 1.12-1.22 (m, 1H), 1.57-1.70 (m, 2H), 1.71-1.9 (m, 4H), 2.0-2.15 (m, 3H), 2.36-2.43 (m, 1H), 2.63-2.72 (m, 1H), 2.73-2.90 (m, 1H), 3.73-3.8 (m, 1H), 4.06-4.13 (m, 1H), 4.53 (dd, *J* = 5.6,13.6Hz, 1H), 4.74-4.82 (m, 1H), 5.16 (dd, *J* = 2.0,10.8 Hz, 1H),7.22-7.3 (m, 1H), 7.35-7.43 (m, 1H)

25 Yield: 71%

(1S,3S,5S)-2-[(2S)-2-Amino-2-[8-(4-cyanobenzoyl)-8-aza-bicyclo [3.2.1]oct-3-yl]-exo-ethanoyl]-2-azabicyclo [3.1.0] hexane -3- carbonitrile trifluoroacetic acid salt (*Compound No.24*)

30 mp: 202-204 °C

MS: *m/z* 404 (M+1)

¹HNMR (D₂O, 400MHz): δ 0.88-0.92 (m, 1H), 1.18-1.21 (m, 1H), 1.52-1.92 (m, 6H), 2.0-2.2 (m, 3H), 2.38-2.43 (m, 1H), 2.62-2.72 (m, 1H), 2.76-2.95 (m, 1H), 3.74-3.80 (m, 1H), 4.08-4.16 (m, 1H), 4.54 (dd, *J* = 5.6, 12.8Hz, 1H), 4.75-4.82 (m, 1H), 5.16 (dd, *J* = 1.6, 10.4 Hz, 1H), 7.56-7.63 (m, 2H), 7.86 (d, *J* = 8Hz, 2H).

5 Yield: 94%

(1S,3S,5S)-2-((2S)-2-Amino-2-[8-(pyridine-4-carbonyl)-8-aza-bicyclo [3.2.1]oct-3-yl]-exo-ethanoyl)-2-azabicyclo [3.1.0] hexane -3- carbonitrile trifluoroacetic acid salt (*Compound No.25*)

10 mp: 138-140 °C

MS: *m/z* 380 (M+1)

¹HNMR (D₂O, 200MHz): δ 0.8-1.0 (m, 1H), 1.1-1.3 (m, 1H), 1.5-2.25 (m, 9H), 2.33-2.50 (m, 1H), 2.60-3.05 (m, 2H), 3.7-3.85 (m, 1H), 4.0-4.12 (m, 1H), 4.5-4.63 (m, 1H), 4.7-4.85 (m, 1H), 5.1-5.25 (m, 1H), 8.06-8.18 (m, 2H), 8.93 (d, *J* = 5.7Hz, 2H)

15 Yield: 80%

(1S,3S,5S)-2-((2S)-2-Amino-2-[8-(4-trifluoromethylbenzoyl)-8-aza-bicyclo [3.2.1]oct-3-yl]-exo-ethanoyl)-2-azabicyclo [3.1.0] hexane -3- carbonitrile trifluoroacetic acid salt (*Compound No.26*)

20 mp: 183-185 °C

MS: *m/z* 447(M+1)

¹HNMR (D₂O, 400 MHz): δ 0.88-0.94 (m, 1H), 1.13-1.23 (m, 1H), 1.55-1.92 (m, 6H), 2.01-2.15 (m, 3H), 2.37-2.45 (m, 1H), 2.64-2.75 (m, 1H), 2.76-2.94 (m, 1H), 3.5-3.81 (m, 1H), 4.08-4.18 (m, 1H), 4.52 (dd, *J* = 5.2, 13.6Hz, 1H), 4.75-4.83 (m, 1H), 5.18 (d, *J* = 10.8Hz, 1H), 7.63 (d, *J* = 7.6Hz, 2H), 7.83 (d, *J* = 8Hz, 2H)

25

[α]_D²⁰ - 16.88 (c 0.50, water)

Yield: 80%

(1S,3S,5S)-2-((2S)-2-Amino-2-[8-(2,5-difluorobenzoyl)-8-aza-bicyclo [3.2.1]oct-3-yl]-exo-ethanoyl)-2-azabicyclo [3.1.0] hexane -3- carbonitrile trifluoroacetic acid salt (*Compound No.27*)

30

mp: 190-192 °C

MS: m/z 415(M+1)

^1H NMR (D_2O , 400 MHz): δ 0.88-0.97 (m, 1H), 1.13-1.25 (m, 1H), 1.56-1.95 (m, 6H), 2.01-2.18 (m, 3H), 2.38-2.46 (m, 1H), 2.64-2.74 (m, 1H), 2.76-2.92 (m, 1H), 3.75-3.82 (m, 1H), 4.07-4.15 (m, 1H), 4.52 (dd, $J = 5.6, 14.8\text{Hz}$, 1H), 4.75-4.85 (m, 1H), 5.17 (d, $J = 10.4\text{Hz}$, 1H), 7.16-7.23 (m, 1H), 7.26 (t, $J = 6\text{Hz}$, 2H)

Yield: 83%

(1S,3S,5S)-2-((2S)-2-Amino-2-[8-(2-fluoropyridine-3-carbonyl)-8-aza-bicyclo [3.2.1] oct-3-yl]-exo-ethanoyl)-2-azabicyclo [3.1.0] hexane -3- carbonitrile trifluoroacetic acid salt (Compound No.32)

mp: 203-205 °C

MS: m/z 398 (M+1)

^1H NMR (D_2O , 400 MHz): δ 0.88-0.95 (m, 1H), 1.12-1.24 (m, 1H), 1.58-1.92 (m, 6H), 2.0-2.18 (m, 3H), 2.38-2.45 (m, 1H), 2.63-2.73 (m, 1H), 2.75-2.92 (m, 1H), 3.75-3.82 (m, 1H), 4.05-4.12 (m, 1H), 4.54 (dd, $J=6, 11.6\text{Hz}$, 1H), 4.76-4.85 (m, 1H), 5.17 (dd, $J = 2.4, 10.8\text{Hz}$, 1H), 7.43-7.49 (m, 1H), 8.0-8.06 (m, 1H), 8.3-8.34 (m, 1H)

$[\alpha]_{\text{D}}^{25} - 10.24$ (c 0.50, water)

Yield: 73 %

20

(1S,3S,5S)-2-((2S)-2-Amino-2-[8-(pyridine-3-carbonyl)-8-aza-bicyclo [3.2.1] oct-3-yl]-exo-ethanoyl)-2-azabicyclo [3.1.0] hexane -3- carbonitrile di trifluoroacetic acid salt (Compound No.33)

mp: 146-148 °C

25 MS: m/z 380 (M+1)

^1H NMR (D_2O , 400 MHz): δ 0.88-0.98 (m, 1H), 1.12-1.23 (m, 1H), 1.56-1.97 (m, 6H), 2.0-2.2 (m, 3H), 2.40 (dd, $J = 2.0, 13.6\text{Hz}$, 1H), 2.62-2.73 (m, 1H), 2.8-2.98 (m, 1H), 3.75-3.82 (m, 1H), 4.17-4.23 (m, 1H), 4.55-4.62 (m, 1H), 4.74-4.86 (m, 1H), 5.13-5.22 (m, 1H), 8.1-8.15 (m, 1H), 8.62-8.67 (m, 1H), 8.91 (dd, $J = 4.8, 22.0\text{Hz}$, 2H)

30 $[\alpha]_{\text{D}}^{26} - 35.41$ (c 0.50, water)

Yield: 95 %

(1S,3S,5S)-2-((2S)-2-Amino-2-[8-(thiophene-2-carbonyl)-8-aza-bicyclo [3.2.1] oct-3-yl]-exo-ethanoyl)-2-azabicyclo [3.1.0] hexane -3- carbonitrile trifluoroacetic acid salt (*Compound No.34*)

mp: 197-199 °C

5 MS: m/z 385 (M+1)

$^1\text{H NMR}$ (D_2O , 400 MHz): δ 0.89-0.95 (m, 1H), 1.12-1.23 (m, 1H), 1.68-1.92 (m, 6H), 1.95-2.15 (m, 3H), 2.35-2.43 (m, 1H), 2.62-2.71 (m, 1H), 2.76-2.95 (m, 1H), 3.72-3.79 (m, 1H), 4.52 (dd, $J = 5.2, 19.6\text{Hz}$, 1H), 4.7-4.82 (m, 2H), 5.14-5.18 (dd, $J = 2.4, 10.8\text{ Hz}$, 1H), 7.13 (t, $J = 4.4\text{Hz}$, 1H), 7.48-7.52 (m, 1H), 7.65 (d, $J = 5.2\text{Hz}$, 1H)

10 $[\alpha]_{\text{D}}^{25} - 15.90$ (c 0.50, water)

Yield: 77 %

(1S,3S,5S)-2-((2S)-2-Amino-2-[8-(pyrazine-2-carbonyl)-8-aza-bicyclo [3.2.1] oct-3-yl]-exo-ethanoyl)-2-azabicyclo [3.1.0] hexane -3- carbonitrile trifluoroacetic acid salt (*Compound*

15 *No.35*)

mp: 202-203 °C

MS: m/z 381(M+1)

$^1\text{H NMR}$ (D_2O , 400 MHz): δ 0.88-0.95 (m, 1H), 1.13-1.22 (m, 1H), 1.53-1.95 (m, 6H), 2.0-2.15 (m, 3H), 2.38(dd, $J = 1.6, 13.6\text{ Hz}$, 1H), 2.6-2.7 (m, 1H), 2.78-2.96 (m, 1H), 3.72-3.79 (m, 20 1H), 4.32-4.4 (m, 1H), 4.53 (dd, $J = 5.6, 17.2\text{Hz}$, 1H), 4.8-4.86 (m, 1H), 5.15 (d, $J = 10.8\text{Hz}$, 1H), 8.67-8.7 (m, 1H), 8.71-8.74 (m, 1H), 8.82-8.84 (m, 1H)

$[\alpha]_{\text{D}}^{20} - 22.40$ (c 0.50, water)

Chiral Purity : 99.10%

Yield: 95 %

25

(1S,3S,5S)-2-((2R)-2-Amino-2-[8-(pyrazine-2-carbonyl)-8-aza-bicyclo [3.2.1] oct-3-yl]-exo-ethanoyl)-2-azabicyclo [3.1.0] hexane -3- carbonitrile trifluoroacetic acid salt (*Compound No.36*)

30 The intermediate (2R)-2-(*tert*-butoxycarbonyl) amino-2-[8-(pyrazine-2-carbonyl)-8-aza-bicyclo [3.2.1]-oct-3-yl]-exo- ethanoic-acid for the above title compound was prepared by using (S)-(+)-2- phenyl glycinol in place of (R)-(-)-2- phenyl glycinol as used in step 1 of Intermediate 1

MS: m/z 381 (M+1)

¹HNMR (D₂O, 400 MHz): δ 0.96-1.1(m, 2H), 1.13-1.22 (m, 1H), 1.92-2.12 (m, 3H), 2.36-2.45(m, 1H), 2.55-2.73(m, 2H), 3.66-3.75(m, 1H), 4.32-4.37(m, 1H), 4.48(dd, J = 1.6, 7.2Hz, 1H), 5.15 (d, J = 10.8Hz, 1H), 8.67-8.7(m, 1H), 8.72-8.75 (m, 1H), 8.84 (s, 1H).

5 [α]_D²⁰ – 55.60 (c 0.50, Methanol)

Yield: 67 %

10 (1R,3R,5R)-2-((2S)-2-Amino-2-[8-(pyrazine-2-carbonyl)-8-aza-bicyclo [3.2.1] oct-3-yl]-exo-ethanoyl)-2-azabicyclo [3.1.0] hexane -3- carbonitrile trifluoroacetic acid salt (*Compound No.37*)

The above title compound was prepared by using Intermediate 14

MS: m/z 381 (M+1)

15 ¹HNMR (D₂O, 400 MHz): δ 0.96-1.1(m, 2H), 1.65-1.91 (m, 6H), 1.92-2.12 (m, 3H), 2.36-2.45 (m, 1H), 2.55-2.73 (m, 2H), 3.66-3.75 (m, 1H), 4.32-4.37 (m, 1H), 4.48 (dd, J = 1.6, 7.2Hz, 1H), 4.77-4.83 (m, 1H), 5.05-5.08 (m, 1H), 8.67-8.7 (m, 1H), 8.72-8.75 (m, 1H), 8.84 (s, 1H)

mp: 157-159 °C

[α]_D²⁰ +53.86 (c 0.50, Methanol)

Yield: 64 %

20 (1R,3R,5R)-2-((2R)-2-Amino-2-[8-(pyrazin-2-carbonyl)-8-aza-bicyclo [3.2.1] oct-3-yl]-exo-ethanoyl)-2-azabicyclo [3.1.0] hexane -3- carbonitrile trifluoroacetic acid salt (*Compound No.38*)

25 The above title compound was prepared by using the intermediate (2R)-2-(*tert*-butoxycarbonyl) amino-2-[8-(pyrazin-2-carbonyl)-8-aza-bicyclo [3.2.1]-oct-3-yl]-exo-ethanoic-acid (prepared by using (S)-(+)-2- phenyl glycinol in place of (R)-(-)-2- phenyl glycinol as used in step 1 of Intermediate 1) and intermediate 14

mp: 112-115 °C

MS: m/z 381(M+1)

30 ¹HNMR (D₂O, 400 MHz): δ 0.88-0.95 (m, 1H), 1.13-1.22 (m, 1H), 1.53-1.95 (m, 6H), 2.0-2.15 (m, 3H), 2.38(dd, J = 1.6, 13.6 Hz, 1H), 2.6-2.7 (m, 1H), 2.78-2.96 (m, 1H), 3.72-3.79 (m,

1H), 4.32-4.4 (m, 1H), 4.53 (dd, $J=5.6, 17.2$ Hz, 1H), 4.8-4.86 (m, 1H), 5.15 (d, $J=10.8$ Hz, 1H), 8.67-8.7 (m, 1H), 8.71-8.74 (m, 1H), 8.82-8.84 (m, 1H)
[α]_D²⁰ +22.40 (c 0.50, water)

5 Chiral Purity : 99.11%

Yield: 62 %

(1S,3S,5S)-2-((2S)-2-Amino-2-[8-(pyridine-2-carbonyl)-8-aza-bicyclo [3.2.1] oct-3-yl]-exo-ethanoyl)-2-azabicyclo [3.1.0] hexane -3- carbonitrile trifluoroacetic acid salt (*Compound No.39*)

10 mp: 201-202 °C

MS: m/z 380 (M+1)

¹HNMR (D₂O, 400 MHz): δ 0.88-0.96 (m, 1H), 1.12-1.22 (m, 1H), 1.47-1.95 (m, 6H), 2.0-2.2 (m, 3H), 2.38 (d, $J = 14.04$ Hz, 1H), , 2.62-2.72 (m, 1H), 2.78-2.98 (m, 1H), 3.72-3.8 (m, 1H), 4.14-4.23 (m, 1H), 4.53 (dd, $J = 5.2, 18.8$ Hz, 1H), 4.75-4.85 (m, 1H), 5.15 (d, $J =$
15 10.4Hz, 1H), 7.6-7.7 (m, 2H), 8.07 (t, $J = 7.6$ Hz, 1H), 8.57-8.63 (m, 1H)

[α]_D²⁵ - 14.8 (c 0.56, water)

Yield: 60 %

(1S,3S,5S)-2-((2S)-2-Amino-2-[8-(furan-2-carbonyl)-8-aza-bicyclo [3.2.1] oct-3-yl]-exo-ethanoyl)-2-azabicyclo [3.1.0] hexane -3- carbonitrile trifluoroacetic acid salt (*Compound No.40*)

20 mp: 197-199 °C

MS: m/z 369 (M+1)

¹HNMR (D₂O, 400 MHz): δ 0.9-0.98 (m, 1H), 1.1-1.28 (m, 1H), 1.74-1.93 (m, 6H), 1.98-2.2 (m, 3H), 2.38-2.44 (m, 1H), 2.62-2.72 (m, 1H), 2.8-3.0 (m, 1H), 3.73-3.8 (m, 1H), 4.53 (dd, $J = 5.6, 20.4$ Hz, 1H), 4.78-4.83 (m, 1H), 5.04-5.10 (m, 1H), 5.16-5.19 (dd, $J = 2.4, 10.8$ Hz, 1H), 6.6-6.64 (m, 1H), 7.13(d, $J = 3.2$ Hz, 1H), 7.67-7.70 (m, 1H)

[α]_D²⁵ - 21.07 (c 0.51, water)

Yield: 81 %

30

(1S,3S,5S)-2-((2S)-2-Amino-2-[8-(3-fluoropyridine-4-carbonyl)-8-aza-bicyclo [3.2.1] oct-3-yl]-exo-ethanoyl)-2-azabicyclo [3.1.0] hexane -3- carbonitrile trifluoroacetic acid salt (*Compound No. 41*)

mp: 202-204 °C

5 MS: m/z 398(M+1)

$^1\text{H NMR}$ (D_2O , 400 MHz): δ 0.88-0.96 (m, 1H), 1.16-1.25 (m, 1H), 1.6-1.94 (m, 6H), 2.02-2.18 (m, 3H), 2.38-2.45 (m, 1H), 2.65-2.74 (m, 1H), 2.77-2.92 (m, 1H), 3.75-3.83 (m, 1H), 4.02-4.08 (m, 1H), 4.52-4.58 (m, 1H), 4.83-4.9 (m, 1H), 5.15-5.22 (m, 1H), 7.54-7.6 (m, 1H), 8.51(d, $J = 4.8\text{Hz}$, 1H), 8.62 (s, 1H)

10 $[\alpha]_{\text{D}}^{20} - 9.75$ (c 0.55, water)

Yield: 89 %

(1S,3S,5S)-2-((2S)-2-Amino-2-[8-(benzo [1,3]-dioxole-5-carbonyl)-8-aza-bicyclo [3.2.1] oct-3-yl]-exo-ethanoyl)-2-azabicyclo [3.1.0]-hexane -3- carbonitrile trifluoroacetic acid salt (*Compound No. 44*)

15 mp: 197-199 °C

MS: m/z 423 (M+1)

$^1\text{H NMR}$ (D_2O , 400 MHz): δ 0.9-0.97 (m, 1H), 1.18-1.22 (m, 1H), 1.57-1.92 (m, 6H), 2.04-2.16 (m, 3H), 2.4-2.48 (m, 1H), 2.65-2.75 (m, 1H), 2.76-2.95 (m, 1H), 3.76-3.82 (m, 1H), 4.25-4.35 (m, 1H), 4.52-4.6 (dd, $J = 5.6, 16.8\text{ Hz}$, 1H), 4.72-4.8 (m, 1H), 5.18-5.22 (dd, $J = 2.4,$

20 10.8 Hz, 1H), 6.04 (s, 2H), 6.95-7.05 (m, 3H)

$[\alpha]_{\text{D}}^{22} - 9.5$ (c 0.50, water)

Yield: 59 %

(1S,3S,5S)-2-((2S)-2-Amino-2-[8-(3,5-difluorobenzene sulfonyl)-8-aza-bicyclo [3.2.1] oct-3-yl]-exo-ethanoyl)-2-azabicyclo [3.1.0] hexane -3- carbonitrile trifluoroacetic acid salt (*Compound No. 42*)

25 *Compound No. 42*

mp: 168-170 °C

MS: m/z 451(M+1)

$^1\text{H NMR}$ (D_2O , 400 MHz): δ 0.90-0.95 (m, 1H), 1.14-1.20 (m, 1H), 1.52-1.70 (m, 5H), 1.71-1.88 (m, 3H), 2.0-2.08 (m, 1H), 2.41 (dd, $J = 2.0, 14.0\text{ Hz}$, 1H), 2.6-2.74 (m, 2H), 3.73-3.78 (m, 1H), 4.35-4.44 (m, 2H), 4.49 (d, $J=6\text{Hz}$, 1H), 5.16 (dd, $J = 2.4, 10.84\text{ Hz}$, 1H), 7.26-7.33 (m, 1H), 7.52-7.58 (m, 2H)

30 (m, 1H), 4.35-4.44 (m, 2H), 4.49 (d, $J=6\text{Hz}$, 1H), 5.16 (dd, $J = 2.4, 10.84\text{ Hz}$, 1H), 7.26-7.33 (m, 1H), 7.52-7.58 (m, 2H)

$[\alpha]_{\text{D}}^{27} - 16.98$ (c 0.51, water)

Yield: 76 %

(1S,3S,5S)-2-((2S)-2-Amino-2-[8-(adamantane-1-carbonyl)-8-aza-bicyclo [3.2.1] oct-3-yl]-exo-ethanoyl)-2-azabicyclo [3.1.0] hexane -3- carbonitrile trifluoroacetic acid salt (Compound No.43)

mp: 211-213 °C

MS: m/z 437(M+1)

$^1\text{HNMR}$ (D_2O , 400 MHz): δ 0.90-0.96 (m, 1H), 1.14-1.26 (m, 1H), 1.54-2.13 (m, 24H), 2.41(dd, $J = 2.0, 14.0$ Hz, 1H), 2.63-2.87 (m, 2H), 3.74-3.81 (m, 1H), 4.43-4.57 (m, 1H), 4.67-4.75 (m, 1H), 4.97-5.07 (m, 1H), 5.17 (dd, $J = 2.0, 10.8$ Hz, 1H), $[\alpha]_{\text{D}}^{25} - 17.13$ (c 0.51, water)

Yield: 63 %

(1S,3S,5S)-2-((2S)-2-Amino-2-[8-(3,3,3-trifluoro propyl)-8-aza-bicyclo [3.2.1] oct-3-yl]-exo-ethanoyl)-2-azabicyclo [3.1.0] hexane -3- carbonitrile trifluoroacetic acid salt (Compound No.47)

mp: 199-201 °C

MS: m/z 371(M+1)

$^1\text{HNMR}$ (D_2O , 400 MHz): δ 0.91-0.98 (m, 1H), 1.12-1.22 (m, 1H), 1.88-2.13 (m, 7H), 2.3-2.46 (m, 3H), 2.65-2.87 (m, 4H), 3.30-3.38 (m, 2H), 3.76-3.83 (m, 1H), 4.15-4.21 (m, 2H), 4.55(d, $J = 6.8$ Hz, 1H), 5.18(d, $J = 8.4$ Hz, 1H), $[\alpha]_{\text{D}}^{24} - 12.31$ (c 0.38, water)

Yield: 73 %

(1S,3S,5S)-2-((2S)-2-Amino-2-[8-(cyclohexyl methyl)-8-aza-bicyclo [3.2.1] oct-3-yl]-exo-ethanoyl)-2-azabicyclo- [3.1.0] hexane -3- carbonitrile trifluoroacetic acid salt (Compound No.48)

mp: 188-189°C

MS: m/z 371(M+1)

$^1\text{HNMR}$ (D_2O , 400MHz): δ 0.93-1.09 (m, 3H), 1.13-1.33 (m, 4H), 1.61-2.18 (m, 13H), 2.23-2.36 (m, 2H), 2.4-2.47 (m, 1H), 2.66-2.77 (m, 2H), 2.88 (d, $J = 7.2$ Hz, 2H), 3.78-3.85(m, 1H), 4.1-4.15 (m, 2H), 4.55(d, $J = 7.6$ Hz, 1H), 5.19(dd, $J = 2.4, 10.8$ Hz, 1H)

$[\alpha]_D^{20} - 9.28$ (c 0.50, water)

Yield: 79%

5 (1S,3S,5S)-2-((2S)-2-Amino-2-[8-(benzyloxy-ethyl)-8-aza-bicyclo [3.2.1] oct-3-yl]-exo-ethanoyl)-2-azabicyclo [3.1.0] hexane -3- carbonitrile trifluoroacetic acid salt (*Compound No.50*)

mp: 185-186 °C

MS: m/z 409(M+1)

10 $^1\text{HNMR}$ (D_2O , 200 MHz): δ 0.9-1.0 (m, 1H), 1.1-1.35 (m, 1H), 1.73-2.8 (m, 12H), 3.2-3.35 (m, 1H), 3.72-3.9 (m, 3H), 4.0-4.18 (m, 2H), 4.46-4.7 (m, 4H), 5.19 (d, $J = 10.1\text{Hz}$, 1H), 7.35-7.5 (m, 5H)

$[\alpha]_D^{20} - 9.464$ (c 0.50, water)

Yield: 95 %

15 (1S,3S,5S)-2-((2S)-2-Amino-2-[8-(5-cyanopyridine-2-yl)-8-aza-bicyclo [3.2.1] oct-3-yl]-exo-ethanoyl)-2-azabicyclo [3.1.0] hexane -3- carbonitrile trifluoroacetic acid salt (*Compound No.51*)

mp: 199-201 °C

MS: m/z 377(M+1)

20 $^1\text{HNMR}$ (D_2O , 400 MHz): δ 0.68-0.73 (m, 1H), 1.02-1.09 (m, 1H), 1.6-1.79 (m, 4H), 1.81-2.20 (m, 5H), 2.3-2.37 (m, 1H), 2.55-2.65 (m, 1H), 2.8-2.9 (m, 1H), 3.64-3.7 (m, 1H), 4.41(d, $J = 4.8\text{Hz}$, 1H), 4.56-4.65 (m, 2H), 5.10 (d, $J = 10.8\text{Hz}$, 1H), 6.81 (d, $J = 9.2\text{Hz}$, 1H), 7.72-7.76 (m, 1H), 8.32 (s, 1H)

$[\alpha]_D^{25} - 10.84$ (c 0.50, water)

25 Yield: 63 %

(1S,3S,5S)-2-((2S)-2-Amino-2-[8-(4-cyano-phenyl)-8-aza-bicyclo [3.2.1] oct-3-yl]-exo-ethanoyl)-2-azabicyclo [3.1.0] hexane -3- carbonitrile trifluoro acetic acid salt (*Compound No.52*)

30 mp: 176-178 °C

MS: m/z 376 (M+1)

¹HNMR (D₂O, 400 MHz): δ 0.62-0.7 (m, 1H), 0.96-1.07 (m, 1H), 1.48-1.6 (m, 2H), 1.66-1.96 (m, 5H), 2.01-2.12 (m, 2H), 2.26-2.35 (m, 1H), 2.54-2.65 (m, 1H), 2.71-2.85 (m, 1H), 3.56-3.62 (m, 1H), 4.28-4.32 (m, 1H), 4.38-4.45 (m, 2H), 5.07 (d, *J*=10.4Hz, 1H), 6.95 (d, *J* = 8.4Hz, 2H), 7.58 (d, *J* = 8.4Hz, 2H)

5 [α]_D²⁰ – 4.43 (c 0.50, water)

Yield: 82 %

(1S,3S,5S)-2-((2S)-2-Amino-2-[8-(pyridin-4-yl-methyl)-8-aza-bicyclo [3.2.1] oct-3-yl]-exo-ethanoyl)-2-azabicyclo [3.1.0] hexane -3- carbonitrile trifluoroacetic acid salt (*Compound*

10 *No.55*)

mp: 136-138 °C

MS: *m/z* 366 (M+1)

¹HNMR (D₂O, 400 MHz): δ 0.86-0.93 (m, 1H), 1.10-1.19 (m, 1H), 1.82-2.20 (m, 7H), 2.35-2.53 (m, 3H), 2.62-2.78 (m, 2H), 3.72-3.8 (m, 1H), 4.14 (s, 2H), 4.47-4.6 (m, 3H), 5.15 (d, *J* = 10.4Hz, 1H), 8.20 (d, *J* = 6.4Hz, 2H), 8.88 (d, *J* = 6.4Hz, 2H)

15

[α]_D²⁸ – 9.43 (c 0.51, water)

Yield: 80 %

(1S,3S,5S)-2-((2S)-2-Amino-2-[8-(2-pyridin-4-yl-acetyl)-8-aza-bicyclo [3.2.1] oct-3-yl]-exo-ethanoyl)-2-azabicyclo [3.1.0] hexane -3- carbonitrile di trifluoroacetic acid salt (*Compound*

20 *No.54*)

mp: 165-167 °C

MS: *m/z* 394 (M+1)

¹HNMR (D₂O, 400 MHz): δ 0.91-1.0 (m, 1H), 1.12-1.30 (m, 1H), 1.69-1.87 (m, 6H), 1.95-2.2 (m, 3H), 2.40-2.46 (m, 1H), 2.64-2.75 (m, 1H), 2.79-2.98 (m, 1H), 3.73-3.81(m, 1H), 4.08 (dd, *J* = 5.2, 16.4 Hz, 1H), 4.22-4.32 (m, 1H), 4.54-4.60 (m, 2H), 4.65-4.70 (m, 1H), 5.19 (dd, *J* = 2.0, 10.8 Hz, 1H), 7.94 (d, *J* = 6.0 Hz, 2H), 8.71(d, *J* = 6.4 Hz, 2H)

25

[α]_D²⁰ – 9.73 (c 0.50, methanol)

Yield: 79 %

30

(1S,3S,5S)-2-((2S)-2-Amino-2-[8-(1-ethyl-propyl)-8-aza-bicyclo [3.2.1] oct-3-yl]-exo-ethanoyl)-2-azabicyclo [3.1.0] hexane -3- carbonitrile trifluoroacetic acid salt (*Compound No.59*)

mp: 171-173 °C

5 MS: m/z 345(M+1)

^1H NMR (D_2O , 400 MHz): δ 0.85-0.95 (m, 8H), 1.1-1.2 (m, 1H), 1.63-2.1(m, 10H), 2.15-2.27 (m, 2H), 2.36-2.42 (m, 1H), 2.61-2.76 (m, 2H), 2.9-3.0 (m, 0.5H), 3.43-3.5 (m, 0.5H), 3.74-3.82 (m, 1H), 4.18-4.22 (m, 1H), 4.26-4.32 (m, 1H), 4.51(d, $J = 7.6\text{Hz}$, 0.5H), 4.65 (d, $J = 6.4\text{Hz}$, 0.5H), 5.12-5.2 (m, 1H)

10 $[\alpha]_{\text{D}}^{20} - 10.0$ (c 0.50, water)

Yield: 62%

(1S,3S,5S)-2-((2S)-2-Amino-2-[8-(4-methanesulfonyl phenyl)-8-aza-bicyclo [3.2.1] oct-3-yl]-exo-ethanoyl)-2-azabicyclo [3.1.0] hexane -3- carbonitrile trifluoroacetic acid salt (

15 *Compound No.53*)

mp: 184-186 °C

MS: m/z 429(M+1)

^1H NMR (D_2O , 400 MHz): δ 0.56-0.62 (m, 1H), 1.01-1.08 (m, 1H), 1.58-1.78 (m, 3H), 1.85-2.03 (m, 4H), 2.1-2.21 (m, 2H), 2.3-2.37 (m, 1H), 2.58-2.68 (m, 1H), 2.78-2.9 (m, 1H), 3.21 (s, 3H), 3.63-3.68 (m, 1H), 4.39 (d, $J = 4.8\text{Hz}$, 1H), 4.48-4.55 (m, 2H), 5.11(dd, $J = 2.4, 10.8$ Hz, 1H), 7.08 (d, $J = 8.8\text{Hz}$, 2H), 7.79 (d, $J = 8.8\text{Hz}$, 2H)

20

$[\alpha]_{\text{D}}^{20} - 6.98$ (c 0.50, water)

Yield: 80 %

25 (1S,3S,5S)-2-((2S)-2-Amino-2-[8-(4-chlorophenylsulfonylcarbamoyl)-8-aza-bicyclo [3.2.1]oct-3-yl]-exo-ethanoyl)-2-azabicyclo[3.1.0] hexane -3-carbonitrile trifluoroacetic acid salt (*Compound No.61*)

mp: 189-191 °C

MS: m/z 490 (M-1)

30 ^1H NMR (D_2O , 400 MHz): δ 0.76-0.83 (m, 1H), 1.05 (m, 1H), 1.53-2.05 (m, 9H), 2.34-2.4 (m, 1H), 2.6-2.79 (m, 2H), 3.66-3.72 (m, 1H), 4.3-4.37 (M, 2H), 4.41(d, $J = 5.6\text{Hz}$, 1H), 5.13(dd, $J = 2.4, 10.8$ Hz, 1H), 7.58-7.63 (m, 2H), 7.87-7.93 (m, 2H)

$[\alpha]_D^{20} - 10.37$ (c 0.50, water)

Yield: 81 %

5 (1S,3S,5S)-2-((2S)-2-Amino-2-[8-(2-methoxyphenylthiocarbonyl)-8-aza-bicyclo [3.2.1]oct-3-yl]-exo-ethanoyl)-2-azabicyclo[3.1.0]-hexane -3-carbonitrile trifluoroacetic acid salt (Compound No.68)

mp: 125-127 °C

MS: m/z 440 (M+1)

10 ^1H NMR (D_2O , 400 MHz): δ 0.94-1.0 (m, 1H), 1.16-1.25 (m, 1H), 1.65-1.98 (m, 6H), 2.0-2.27 (m, 3H), 2.38-2.45 (m, 1H), 2.63-2.72 (m, 1H), 2.80-3.0 (m, 1H), 3.80 (s, 3H), 4.48-4.57 (m, 1H), 4.65-4.82 (m, 2H), 5.04-5.12 (m, 1H), 5.17(dd, $J = 2.0, 10.4$ Hz, 1H), 6.98-7.3 (m, 1H), 7.10 (d, $J = 8.4$ Hz, 1H), 7.15-7.22 (m, 1H), 7.32-7.4 (m, 1H)

$[\alpha]_D^{20} - 4.49$ (c 0.50, water)

Yield: 98 %

15

(1S,3S,5S)-2-((2S)-2-Amino-2-[8-(methanesulfonyl)-8-aza-bicyclo [3.2.1] oct-3-yl]-exo-ethanoyl)-2-azabicyclo [3.1.0] hexane -3- carbonitrile trifluoroacetic acid salt (Compound No.56)

mp: 193-195 °C

20 MS: m/z 353(M+1)

^1H NMR (D_2O , 400 MHz): δ 0.97-1.02 (m, 1H), 1.19-1.25 (m, 1H), 1.77-1.93(m, 6H), 2.05-2.2 (m, 3H), 2.5 (dd, $J = 2.4, 14.0$ Hz, 1H), 2.68-2.82 (m, 2H), 3.08 (s, 3H), 3.78-.383 (m, 1H), 4.35-4.4 (m, 2H), 4.56 (d, $J=6$ Hz, 1H), 5.22 (dd, $J = 2.4, 10.8$ Hz, 1H),

$[\alpha]_D^{20} - 20.57$ (c 1.00, water)

25 Yield: 88 %

(1S,3S,5S)-2-((2S)-2-Amino-2-[8-(thiophene-2-sulfonyl)-8-aza-bicyclo [3.2.1] oct-3-yl]-exo-ethanoyl)-2-azabicyclo [3.1.0] hexane -3- carbonitrile trifluoroacetic acid salt (Compound No.57)

30 mp: 190-192 °C

MS: m/z 421(M+1)

¹HNMR (D₂O, 400 MHz): δ 0.86-0.92 (m, 1H), 1.09-1.17 (m, 1H), 1.5-1.65 (m, 5H), 1.67-1.88 (m, 3H), 1.95-2.05 (m, 1H), 2.33-2.40 (dd, *J*=14 Hz, 2.4 Hz, 1H), 2.55-2.7 (m, 2H), 3.67-3.74 (m, 1H), 4.33-4.39 (m, 2H), 4.44 (d, *J*=6Hz, 1H), 5.10-5.15 (dd, *J*=10.8 Hz, 2.4 Hz, 1H), 7.16-7.19 (m, 1H), 7.68-7.72 (m, 1H), 7.82-7.85 (m, 1H).

5 [α]_D²⁰ – 2.25 (c 0.50, water)

Yield: 95 %

(1S,3S,5S)-2-((2S)-2-Amino-2-[8-(cyclohexane-carbonyl)-8-aza-bicyclo [3.2.1] oct-3-yl]-exo-ethanoyl)-2-azabicyclo [3.1.0] hexane -3- carbonitrile trifluoroacetic acid salt (*Compound*

10 *No.58*)

mp: 184-186 °C

MS: *m/z* 385(M+1)

¹HNMR (D₂O, 400 MHz):δ 0.88-0.96 (m, 1H), 1.09-1.43 (m, 6H), 1.52-1.85 (m, 11H), 1.86-1.98 (m, 1H), 2.0-2.11 (m, 2H), 2.36-2.43 (m, 1H), 2.53-2.70 (m, 2H), 2.71-2.9 (m, 1H), 3.71-

15 3.77 (m, 1H), 4.47(dd, *J* = 5.6, 13.6 Hz, 1H), 4.53-4.65 (m, 2H), 5.15 (d, *J* = 5.2Hz, 1H)

[α]_D²⁰ – 11.20 (c 1.07, water)

Yield: 76 %

(1S,3S,5S)-2-((2S)-2-Amino-2-[8-(1-acetyl-piperidin-4-carbonyl)-8-aza-bicyclo [3.2.1]oct-3-yl]-exo-ethanoyl)-2-azabicyclo[3.1.0] hexane -3-carbonitrile trifluoroacetic acid salt (*Compound No.69*)

20

mp: 130-131 °C

MS: *m/z* 428 (M+1)

¹HNMR (D₂O, 200 MHz):δ 0.85-1.0 (m, 1H), 1.1-1.25 (m, 1H), 1.38-2.08 (m, 10H), 2.09 (s, 3H), 2.32-2.47 (m, 1H), 2.56-3.0 (m, 4H), 3.02-3.3 (m, 1H), 3.7-3.8 (m, 1H), 3.9-4.02 (m, 1H), 4.28-4.9 (m, 8H), 5.15 (d, *J* = 10.3 Hz, 1H),

25

[α]_D²⁰ – 10.664 (c 0.50, water)

Yield: 100 %

(1S,3S,5S)-2-((2S)-2-Amino-2-(8-cyclohexyl-8-aza-bicyclo [3.2.1] oct-3-yl)-exo-ethanoyl)-2-azabicyclo [3.1.0] hexane -3- carbonitrile trifluoroacetic acid salt (*Compound No.60*)

30

mp: 162-164 °C

MS: m/z 357(M+1)

^1H NMR (D_2O , 400 MHz): δ 0.88-0.95 (m, 1H), 1.2-1.4 (m, 6H), 1.58-2.25 (m, 14H), 2.37-2.45 (m, 1H), 2.61-2.8 (m, 2H), 2.85-2.95 (m, 0.5H), 3.35-3.45 (m, 0.5H), 3.75-3.83 (m, 1H), 4.20-4.26 (m, 1H), 4.35-4.4 (m, 1H), 4.52 (d, $J = 7.6\text{Hz}$, 0.5H), 4.66 (d, $J = 6.4\text{Hz}$, 0.5H), 5.13-5.21(m, 1H)

$[\alpha]_{\text{D}}^{20} - 7.6$ (c 0.50, water)

Yield: 81 %

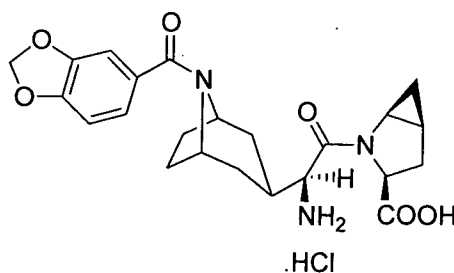
(1S,3S,5S)-2-((2S)-2-Amino-2-[8-(adamantan-1-yl methyl)-8-aza-bicyclo [3.2.1] oct-3-yl]-exo-ethanoyl]-2-azabicyclo [3.1.0] hexane -3- carbonitrile trifluoroacetic acid salt (Compound No. 49)

MS: m/z 423(M+1)

^1H NMR (D_2O , 400 MHz): δ 0.91-0.97 (m, 1H), 1.15-1.25 (m, 1H), 1.6-1.88 (m, 14H), 1.92-2.17 (m, 8H), 2.24-2.38 (m, 3H), 2.41 (dd, $J = 2.4$, 14Hz, 1H), 2.64-2.74 (m, 2H), 2.77 (s, 1H), 3.75-3.82 (m, 1H), 4.10-4.15(m, 2H), 4.55 (d, $J = 6.8\text{Hz}$, 1H), 4.18 (dd, $J = 2.4, 10.8\text{Hz}$, 1H).

Example 9

(1S, 3S, 5S)-2-((2S)-2-Amino-2- [8-(benzo [1, 3]-dioxole-5-carbonyl)-8-aza-bicyclo [3.2.1]-oct-3-yl]-exo-ethanoyl)-2-azabicyclo [3.1.0] hexane -3-carboxylic acid hydrochloride (Compound No. 46)



25

Concentrated HCl (10.0 ml) was added slowly to a round bottom flask containing (1S, 3S, 5S)-2-((2S)-2-(tert- butoxycarbonyl)-amino-2- [8-(benzo [1, 3] dioxole-5-carbonyl)-8-aza-

bicyclo [3.2.1] oct-3-yl]-exo-ethanoyl]-2-azabicyclo [3.1.0] hexane -3-carbonitrile (prepared by following the similar procedure as described in step-2 of Example-8, 0.175 g, 0.33 mmol). The reaction mixture was brought to room temperature and stirred for 15 hours. The HCl was removed under reduced pressure and the residue was dried under high vacuum. The crude was stirred with dichloromethane (5 ml) and decanted. The solid so obtained was dried under high vacuum to yield the title compound (0.153 g, 96%).

mp: 280 °C [d]

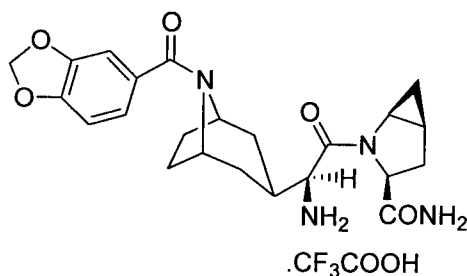
MS: m/z 441(M+1)

^1H NMR (D_2O , 400 MHz): δ 0.9-1.06 (m, 2H), 1.56-2.1(m, 10H), 2.65-2.75 (m, 1H), 2.8-2.98 (m, 1H), 3.6-3.65 (m, 1H), 4.22-4.28 (m, 1H), 4.49 (dd, $J = 4.8, 20.8$ Hz, 1H), 4.7-4.8 (m, 3H), 6.0 (s, 2H), 6.92 (dd, $J = 1.2, 8.0$ Hz, 1H), 6.97-7.01 (m, 2H)

$[\alpha]_{\text{D}}^{20}$ 14.18 (c 0.50, water)

Example 10

(1S, 3S, 5S)-2-[(2S)-2-Amino-2- [8-(benzo- [1, 3] dioxole-5-carbonyl)-8-aza-bicyclo [3.2.1] oct-3-yl]-exo-ethanoyl]-2-azabicyclo [3.1.0]-hexane -3-carboxamide trifluoro acetic acid salt (Compound No. 45)



To a stirred solution of (1S, 3S, 5S)-2-[(2S)-2-(*tert*-butoxycarbonyl)-amino-2- [8-(benzo [1, 3] dioxole-5-carbonyl)-8-aza-bicyclo [3.2.1]-oct-3-yl]-exo-ethanoyl]-2-azabicyclo [3.1.0]-hexane-3-carboxamide (prepared by following the similar procedure as described in step-1 of Example-8, 0.11 g, 0.2 mmol) in dichloromethane (2.0 ml) was added a solution of trifluoro acetic acid (1.0 ml, 1.54 g, 13.5 mmol) in dichloromethane (0.5 ml) drop wise at 0°C.

The reaction mixture was stirred at 0°C for 5 minutes. Then it was brought to room temperature and stirred for 45 minutes. The solvent was evaporated under reduced pressure at room temperature and dried under high vacuum. In order to remove excess of trifluoro acetic acid, the crude product was stirred with diethyl ether (10.0 ml). The organic solvent was decanted and the solid product so obtained was stirred with 15% dichloromethane in diethyl ether (10 ml) at room temperature for 10 minutes. The solvent was decanted and dried the solid under high vacuum to yield the title compound (0.095, 85%).

mp: 154-156 °C

10 MS: m/z 441(M+1)

$^1\text{HNMR}$ (D_2O , 400 MHz): δ 0.92-1.05 (m, 2H), 1.58-2.1 (m, 10H), 2.65-2.76 (m, 1H), 2.86-2.97 (m, 1H), 3.6-3.66 (m, 1H), 4.24-4.3 (m, 1H), 4.50 (dd, $J = 5.2, 21.2$ Hz, 1H), 4.75-4.81(m, 2H), 6.01(s, 2H), 6.92-7.04 (m, 3H)

$[\alpha]_{\text{D}}^{20}$ 9.32 (c 0.50, water)

15

The following compound was prepared by procedure similar to those described for *Compound No.45* with appropriate variations of reactants, reaction conditions and quantities of reagents

20 (2S)-1-{(2S)-2-amino-2-[8-(4-trifluoromethyl-benzoyl)-8-aza-bicyclo[3.2.1]-oct-3-yl]-exo-ethanoyl}-pyrrolidin-2-carboxamide trifluoroacetic acid salt (*Compound No.12*)

mp: 156-158 °C

MS: m/z 453(M+1)

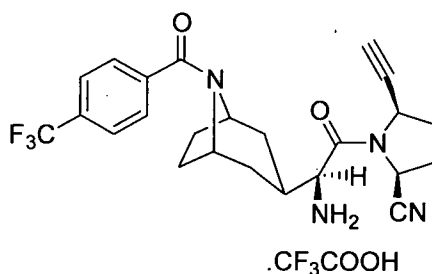
25 $^1\text{HNMR}$ (D_2O , 400 MHz): δ 1.55-1.66 (m, 2H), 1.68-2.12 (m, 9H), 2.28-2.38 (m, 1H), 2.5-2.63 (m, 1H), 3.55-3.66 (m, 1H), 3.73-3.82 (m, 1H), 4.05-4.12 (m, 1H), 4.2-4.27 (m, 1H), 4.4-4.47 (m, 1H), 4.7-4.9 (m, 1H), 7.80 (d, $J = 8.0$ Hz, 2H), 7.77-7.82 (m, 2H)

$[\alpha]_{\text{D}}^{20}$ -12.10 (c 0.50, water)

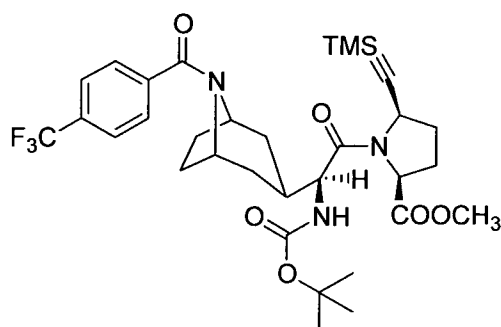
Example 11

30 (2S, 5R) - 1- {(2S)-2- Amino-2- [8-(4-trifluoromethyl-benzoyl)- 8-aza- bicyclo [3.2.1] oct-3-yl]-exo-ethanoyl} -5-ethynyl -pyrrolidin-2-carbonitrile trifluoro acetic acid salt (*Compound No.63*)

131



Step 1 : Methyl-(2S,5R)-1-((2S)-2-(*tert*-butoxy carbonyl)-amino-2-[8-(4-trifluoromethyl-benzoyl)-8-aza-bicyclo [3.2.1] -oct-3-yl]-exo-ethanoyl)-5-trimethyl silyl -ethynyl-pyrrolidin-2-carboxylate



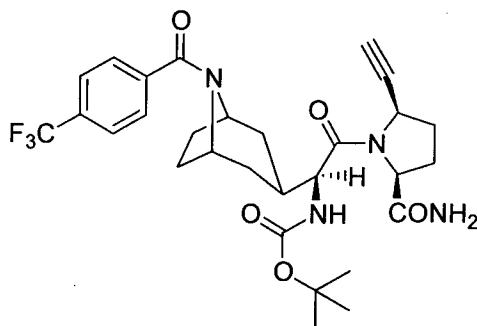
To a stirred solution of (2S)-2-(*tert*-butoxycarbonyl)-amino-2-[8-(4-trifluoromethyl benzoyl)-8-aza-bicyclo [3.2.1]-oct-3-yl]-exo-ethanoic acid (prepared by following the similar procedure described in Intermediate 2, 2.0 g, 4.39 mmol) in dry DMF (20 ml) was added 1-hydroxybenzotriazole (1.77 g, 11.6 mmol) and methyl-(2S,5R)-5-(trimethyl silyl -ethynyl) pyrrolidine-2-carboxylate (which can be prepared by the procedure provided in J.Med.Chem..49, 6416-6420 (2006), US 2006/0035954, US 2002/0019411, Synthesis, 1975,391; 1.0 g, 4.82 mmol) at room temperature. The reaction mixture was cooled to 0°C and added 1-(3-dimethyl amino propyl)-3-ethyl carbodimide hydrochloride (1.85 g, 9.64 mmol) followed by tri ethyl amine (1.85 ml, 1.33 g, 13.16 mmol). The reaction mixture was stirred at 0°C for 5 minutes and then at room temperature for 18 hours. The solvent was evaporated under reduced pressure at 35°C. To this residue was added water (30 ml) and extracted with ethyl acetate (3x100 ml). The combined organic layer was washed with 2% sodium bicarbonate solution in water (2x25ml), water (100ml) and dried over anhydrous

Na₂SO₄. The solvent was evaporated under reduced pressure to get the crude product which was purified by column chromatography over silica gel (200-400 mesh) using ethyl acetate: NH₃ in chloroform: hexane in the ratio of 30:8:62 as an eluent to yield the title compound (1.6g, 55%).

5 MS: *m/z* 664 (M+1)

¹HNMR (CDCl₃+D₂O, 400 MHz): δ 0.05-0.2 (m, 9H), 1.23-1.27 (m, 1H), 1.4-1.48 (m, 9H), 1.5-2.28 (m, 10H), 2.3-2.42 (m, 1H), 2.47-2.72 (m, 1H), 3.72 (s, 3H), 3.97-4.07 (m, 1H), 4.36-4.53 (m, 2H), 4.85-4.97 (m, 1H), 5.02-5.15 (m, 1H), 7.52-7.7 (m, 4H)

Step 2 : (2S,5R) - 1- {(2S)-2-(*tert*-Butoxycarbonyl)-amino-2- [8-(4-trifluoromethyl-benzoyl) -
10 8-aza- bicyclo [3.2.1] oct-3-yl]-exo-ethanoyl]-5-ethynyl -pyrrolidin-2-carboxamide.

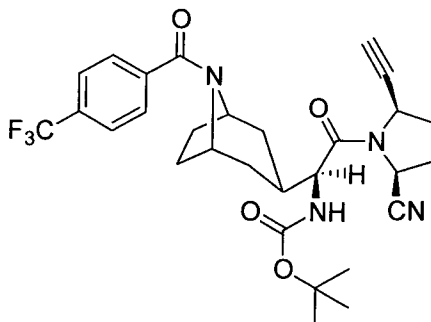


To a stirred solution of methyl-(2S,5R)-1-((2S)-2-(*tert*-butoxy carbonyl)-amino-2-[8-(4-trifluoromethyl-benzoyl)- 8-aza- bicyclo [3.2.1] -oct-3-yl]-exo-ethanoyl)-5-trimethyl silyl -
15 ethynyl-pyrrolidin-2-carboxylate (1.5 g, 2.25 mmol) in methanol (10 ml) was added mixture of sodium methoxide (1.22 g, 22.62 mmol) and formamide (2.87 ml, 3.25g, 72.32 mmol) drop wise at room temperature. After the addition was completed, reaction mixture was stirred for 4 hours. The reaction mixture was quenched at room temperature with a saturated aqueous ammonium chloride solution (15 ml) and the solvent was removed under reduced pressure.
20 To this residue was added water (30 ml) and extracted with ethyl acetate (4x100 ml). The combined organic layers were washed with water (2x100ml), brine (200 ml) and dried over anhydrous Na₂SO₄. The organic solvent was evaporated to get a crude product which was purified by column chromatography over silica gel (200-400 mesh) using methanol: NH₃ in chloroform: dichloromethane in the ratio of 0.2:10:89.8 as an eluent to yield the title
25 compound (0.97 g, 75%).

MS: *m/z* 577(M+1)

¹HNMR (CDCl₃, 200 MHz): δ 1.42 (s, 9H), 1.48-1.8 (m, 6H), 1.88-2.08 (m, 2H), 2.1-2.7 (m, 6H), 3.95-4.1 (m, 1H), 4.32-4.6 (m, 2H), 4.78-4.93 (m, 1H), 5-5.23 (m, 2H), 5.4-5.52 (m, 1H), 6.25-6.4 (m, 1H) 7.5-7.72 (m, 4H).

Step 3: (2S,5R) -1- {(2S)-2-(*tert*-Butoxycarbonyl)-amino-2- [8-(4-trifluoromethyl benzoyl)- 8-aza- bicyclo [3.2.1]-oct-3-yl]-exo-ethanoyl}-5-ethynyl -pyrrolidin-2-carbonitrile



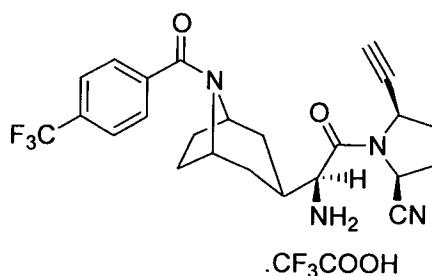
To a stirred solution of (2S, 5R) - 1- {(2S)-2-(*tert*-Butoxycarbonyl)-amino-2- [8-(4-trifluoromethyl-benzoyl) - 8-aza- bicyclo [3.2.1] oct-3-yl]-exo-ethanoyl}-5-ethynyl -pyrrolidin-2-carboxamide (0.5 g, 0.86 mmol) and imidazole (0.059 g, 0.86 mmol) in dry pyridine (7.5ml) was added phosphorous oxy chloride (0.16 ml, 0.266 g, 1.73 mmol) drop wise at -35°C under nitrogen atmosphere. The reaction mixture was then stirred at -20°C to -10°C for 1.5 hours. The completion of reaction was monitored by TLC. After completion, the reaction mixture was quenched with water (1 ml) at -40°C and then it was allowed to come at room temperature. The solvent was removed under reduced pressure. The crude product was taken in water (20 ml) and extracted with dichloromethane (3x50 ml). The combined organic layers were dried over anhydrous Na₂SO₄, filtered and concentrated at reduced pressure to yield a crude product; which was purified by column chromatography over silica gel (200-400 mesh) using ethyl acetate: NH₃ in chloroform: hexane in the ratio of 25:5:70 as an eluant to obtain the title compound (0.35 g, 72%).

MS: *m/z* 559(M+1)

¹HNMR (CDCl₃, 400 MHz): δ 1.41(s, 9H), 1.43-1.85(m, 6H), 1.9-2.1 (m, 3H), 2.15-2.36 (m, 2H), 2.4-2.57 (m, 3H), 4.0-4.07 (m, 1H), 4.26-4.42 (m, 1H), 4.66 (t, *J*=8Hz, 1H) 4.84-4.93 (m, 1H), 5.0-5.08 (m, 1H), 5.13-5.24 (m, 1H), 7.53-7.62 (m, 2H), 7.64-7.72 (m, 2H).

Step 4: (2S,5R) - 1- {(2S)-2-Amino-2- [8-(4-trifluoromethyl-benzoyl)- 8-aza- bicyclo [3.2.1] oct-3-yl]-exo-ethanoyl}-5-ethynyl -pyrrolidin-2-carbonitrile trifluoro acetic acid salt

134



To a stirred solution of (2S,5R) -1- {(2S)-2-(*tert*-butoxycarbonyl)-amino-2- [8-(4-trifluoromethyl benzoyl)- 8-aza- bicyclo [3.2.1]-oct-3-yl]-*exo*-ethanoyl]-5-ethynyl -pyrrolidin-2-carbonitrile (0.32 g, 0.573 mmol) in dry dichloromethane (5 ml) was added a solution trifluoroacetic acid (3.36 ml, 5.15 g, 45.2 mmol) in dry dichloromethane (5 ml) at 0°C. After the addition was completed, reaction mixture was stirred at room temperature for 40 minutes. The solvent was evaporated under reduced pressure at 30°C and added dichloromethane (10 ml) The solvent was again evaporated and dried under high vacuum. In order to solidify the product, petroleum ether (10ml) was added and evaporated. The solid product was then washed with mixture of 50% diethyl ether and 50% hexane (4x10ml) and dried under high vacuum for four hours to yield the title compound (0.300 g, 91%).

mp: 160-163 °C

MS: m/z 459 (M+1)

¹HNMR (D₂O, 400 MHz): δ 1.5-2.12 (m, 8H), 2.15-2.35 (m, 2H), 2.5-2.63 (m, 2H), 2.83-3.04 (m, 1H), 3.08 (d, J = 1.6Hz , 0.5H), 3.13(d, J =2.0 Hz, 0.5H), 4.08-4.14 (m, 1H), 4.39 (d, J =5.6 Hz, 0.5H), 4.46 (d, J = 5.2Hz, 0.5H), 4.77-4.84 (m, 2H), 5.0-5.06 (m, 1H), 7.62 (d, J = 8Hz, 2H), 7.81(d, J = 8.0 Hz, 2H)

$[\alpha]_D^{20}$ -9.61 (c 1.09, Methanol)

The following compounds were prepared by procedure similar to those described for *Compound No.63* with appropriate variations of reactants, reaction conditions and quantities of reagents

(2S,5R)-1-((2S)-2-Amino-2-[8-(pyridin-4-carbonyl)-8-aza-bicyclo[3.2.1]oct-3-yl]-*exo*-ethanoyl]-5-ethynyl-pyrrolidin-2-carbonitrile di trifluoro acetic acid salt (*Compound No.64*)

135

mp: 175-177 °C

MS: m/z 392 (M+1)

- 5 ^1H NMR (D_2O , 400 MHz): δ 1.53-1.98 (m, 6H), 2.10-2.37 (m, 4H), 2.56-2.60 (m, 2H), 2.88-3.08 (m, 1H), 3.13-3.16 (m, 1H), 4.07-4.15 (m, 1H), 4.4-4.5 (m, 1H), 4.70-4.85 (m, 2H), 5.0-5.1(m, 1H) 7.7-7.85 (m, 2H), 8.7-8.9 (m, 2H)

$[\alpha]_{\text{D}}^{20}$ -8.38 (c 1.0, Methanol)

- 10 (2S,5R)-1-((2S)-2-Amino-2-[8-(3-fluoropyridin-4-carbonyl)-8-aza-bicyclo[3.2.1]oct-3-yl]-exo-ethanoyl)-5-ethynyl-pyrrolidin-2-carbonitrile trifluoroacetic acid salt (*Compound No.65*)

mp: 166-168 °C

MS: m/z 410 (M+1)

- 15 ^1H NMR (D_2O , 400 MHz): δ 1.56-2.04 (m, 6H), 2.05-2.37 (m, 4H), 2.53-2.67 (m, 2H), 2.86-3.03 (m, 1H), 3.12-3.18 (dd, J = 18.8 Hz, 2.0 Hz, 1H), 4.03-4.08 (m, 1H), 4.41-4.49 (dd, J = 18.8 Hz, 5.64 Hz, 1H), 4.82-4.89 (m, 2H), 5.03-5.08 (m, 1H), 7.58-7.64 (m, 1H), 8.54 (d, J = 5.2Hz, 1H), 8.66 (s, 1H)

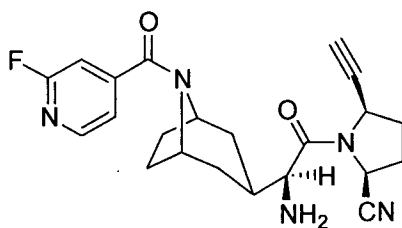
$[\alpha]_{\text{D}}^{20}$ -2.35 (c 1.0, Methanol)

Yield : 80%

20

Example 12

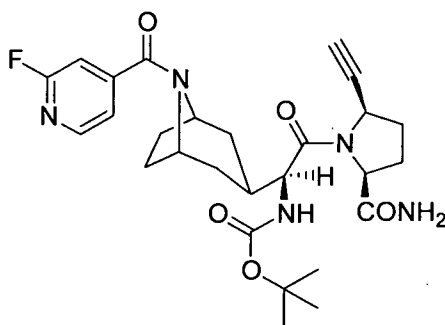
(2S,5R)-1-((2S)-2-Amino-2- [8-(2-fluoropyridin-4-carbonyl)- 8-aza- bicyclo [3.2.1]-oct-3-yl]-exo-ethanoyl)-5-ethynyl-pyrrolidin-2-carbonitrile trifluoro acetic acid salt (*Compound No.66*)



.CF₃COOH

25

Step 1: (2S,5R)-1-((2S)-2-(*tert*-Butoxycarbonyl)-amino-2- [8-(2-fluoropyridin-4-carbonyl)- 8-aza-bicyclo [3.2.1]-oct-3-yl]-exo-ethanoyl)-5-ethynyl -pyrrolidin-2-carboxamide



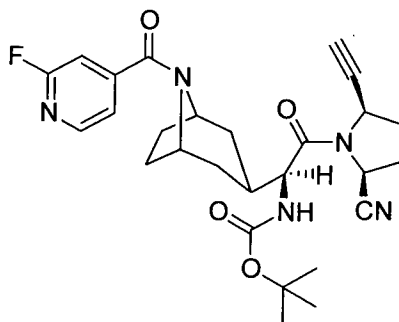
To a stirred solution of (2S)-2-(*tert*-butoxycarbonyl)-amino-2-[8-(2-fluoro pyridine-4-carbonyl)-8-aza-bicyclo [3.2.1]-oct-3-yl]-*exo*-ethanoic acid (Intermediate 2, 0.9 g, 2.21 mmol) in DMF (15 ml) was added 1-hydroxybenzotriazole (0.896 g, 6.63 mmol) and trifluoroacetic acid salt of (5R)-5-ethynyl-2-prolinamide (J.Med.chem. 49, 6416-6420 (2006), US 2002/0019411, Synthesis 391 (1975), 0.61 g, 2.42 mmol) at room temperature. The reaction mixture was cooled to 0°C, added 1-(3-dimethyl amino propyl)-3-ethyl carbodimide hydrochloride (0.847 g, 4.42 mmol) and triethyl amine (0.92 ml, 0.67 g, 6.63 mmol). The ice bath was removed and the reaction mixture was made clear by adding water (1ml). The reaction mixture was stirred at room temperature for 12 hours. The solvent was evaporated under reduced pressure. The residue was taken in water (30 ml) and extracted with ethyl acetate (3x100ml). The combined organic layers were washed with 5% NaHCO₃ solution (2x25ml) and dried over anhydrous Na₂SO₄. The solvent was evaporated under reduced pressure to obtain the crude product; which was purified by column chromatography over silica gel (200-400 mesh) using methanol: NH₃ in chloroform: dichloromethane in the ratio of 1.5:3:95.5 as an eluent to yield the title compound (0.640 g, 55%).

MS: *m/z* 528 (M+1)

¹HNMR (CDCl₃, 400 MHz): δ 1.42 (s, 9H), 1.5-1.82 (m, 6H), 1.85-2.1 (m, 2H), 2.12-2.3 (m, 3H), 2.4-2.68 (m, 3H), 3.9-4.02 (m, 1H), 4.4-4.53 (m, 2H), 4.8-4.9 (m, 1H), 5.0-5.17 (m, 2H), 5.37-5.45(m, 1H), 6.2-6.33(m, 1H), 6.94-7.0 (m, 1H), 7.18-7.26 (m, 1H), 8.25-8.32 (m, 1H).

Step 2 : (2S,5R)-1-((2S)-2-(*tert*-Butoxycarbonyl)-amino-2-[8-(2-fluoropyridine -4-carbonyl)-8-aza-bicyclo [3.2.1]-oct-3-yl]-*exo*-ethanoyl)-5-ethynyl -pyrrolidin-2-carbonitrile

137



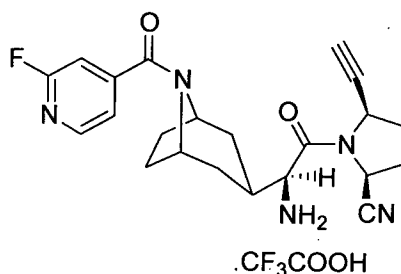
To the stirred solution of (2S,5R)-1-((2S)-2-(*tert*-butoxycarbonyl)-amino-2- [8-(2-fluoropyridin-4-carbonyl)- 8-aza-bicyclo [3.2.1]-oct-3-yl]-exo-ethanoyl)-5-ethynyl -pyrrolidin-2-carboxamide (0.62 g, 1.17 mmol) and imidazole (0.08 g, 1.17 mmol) in dry pyridine (9.3 ml) was added phosphorous oxy chloride (0.22 ml, 0.36 g, 2.35 mmol) drop wise at -35°C under nitrogen atmosphere. The reaction mixture was then stirred at -20°C to -10°C for 1.5 hours. The completion of reaction was monitored by TLC. After completion, the reaction mixture was quenched with water (1 ml) at -40°C and then it was allowed to come at room temperature. The solvent was removed under reduced pressure. The crude product was taken in water (20 ml) and extracted with dichloromethane (3x 50 ml). The combined organic layer was dried over anhydrous Na_2SO_4 . The organic solvent was evaporated to yield a crude product, which was purified by column chromatography over silica gel (200-400 mesh) using ethyl acetate: NH_3 in chloroform: hexane in the ratio of 45:05:50 as an eluent to yield the title compound (0.52 g, 86%).

MS: m/z 510 ($M+1$)

^1H NMR (CDCl_3 , 400 MHz): δ 1.41(s, 9H), 1.54-1.87 (m, 6H), 1.9-2.07 (m, 3H), 2.13-2.38 (m, 2H), 2.4-2.6 (m, 3H), 3.95-4.04 (m, 1H), 4.27-4.41(m, 1H), 4.66 (t, $J=8\text{Hz}$, 1H) 4.8-4.9 (m, 1H), 5.01-5.1(m, 1H), 5.13-5.24 (m, 1H), 6.94-7.0 (m, 1H), 7.19-7.25 (m, 1H), 8.30 (t, $J = 5.6\text{Hz}$, 1H).

Step 3: (2S,5R)-1-((2S)-2-Amino-2- [8-(2-fluoropyridin-4-carbonyl)- 8-aza- bicyclo [3.2.1] oct-3-yl]-exo-ethanoyl)-5-ethynyl-pyrrolidin-2-carbonitrile trifluoro acetic acid salt

138



To a stirred solution of (2S,5R)-1-((2S)-2-(*tert*-butoxycarbonyl)-amino-2-[8-(2-fluoropyridine-4-carbonyl)-8-aza-bicyclo [3.2.1]-oct-3-yl]-exo-ethanoyl)-5-ethynyl -pyrrolidin-2-carbonitrile (0.5 g, 0.98 mmol) in dichloromethane (10 ml) was added a solution of trifluoroacetic acid (5.25 ml, 8.06 g, 70.7 mmol) in dry dichloromethane (10.0 ml) at 0°C. After the addition was completed, the reaction mixture was stirred at room temperature for 1 hour. The solvent was evaporated under reduced pressure and added dichloromethane (10 ml). This process is repeated twice and residue was dried under high vacuum. In order to solidify the product, petroleum ether (10 ml) was added and evaporated. The solid product was then washed with diethyl ether (2x10 ml) and added dry dichloromethane (10 ml). It was again evaporated under reduced pressure and dried under high vacuum to yield the title compound (0.39 g, 76%)

mp: 199-200 °C

MS: *m/z* 410 (M+1)

¹HNMR (D₂O, 400 MHz): δ 1.5-1.96 (m, 6H), 2.0-2.1 (m, 2H), 2.12-2.32 (m, 2H), 2.49-2.62 (m, 2H), 2.82-3.04 (m, 1H), 3.09-3.14 (m, 1H), 4.07-4.13 (m, 1H), 4.37-4.48 (m, 1H), 4.76-4.85 (m, 2H), 5.0-5.05 (m, 1H), 7.18 (s, 1H), 7.38 (d, *J*=5.2Hz, 1H), 8.30 (d, *J*=5.2Hz, 1H)
[α]_D²⁰ -6.95 (c 0.50, Methanol)

The following compound was prepared by procedure similar to those described for *Compound No.66* with appropriate variations of reactants, reaction conditions and quantities of reagents

(2S,5R)-1-((2S)-2-Amino-2-[8-(benzo[1,3]dioxole-5-carbonyl)-8-aza-bicyclo [3.2.1] oct-3-yl]-exo-ethanoyl)-5-ethynyl-pyrrolidin-2-carbonitrile trifluoroacetic acid salt (*Compound No.67*)
Yield : 87%

139

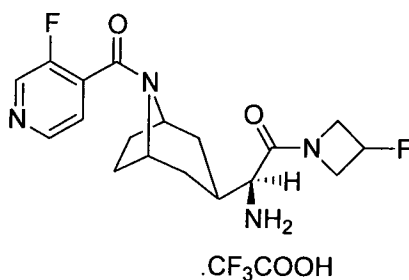
mp: 201-202°C

MS: m/z 435(M+1)

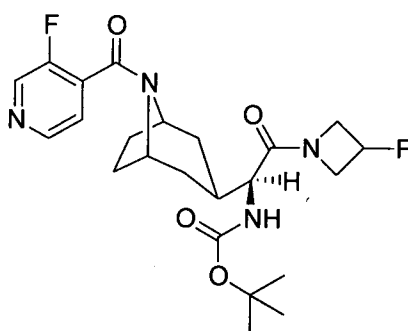
$^1\text{H NMR}$ (D_2O , 400 MHz): δ 1.49-1.95 (m, 6H), 1.97-2.10 (m, 2H), 2.12-2.33 (m, 2H), 2.49-2.63 (m, 2H), 2.8-3.03 (m, 1H), 3.05-3.15 (m, 1H), 4.22-4.28 (m, 1H), 4.34-4.36 (m, 0.5H), 4.42-4.45 (m, 0.5H), 4.70-4.80 (m, 2H), 5.0-5.05 (m, 1H), 6.0 (s, 2H), 6.9-7.02 (m, 3H)
 $[\alpha]_{\text{D}}^{20}$ -7.66 (c 0.50, Methanol)

Example 13

10 {(2S)-2-Amino-2-[8-(3-fluoropyridine-4-carbonyl)-8-aza-bicyclo[3.2.1]-oct-3-yl]-exo-ethanoyl}-3-fluoroazetidine trifluoroacetic acid salt (*Compound No.62*)



15 Step 1 : {(2S)-2-(*tert*-Butoxycarbonyl)-amino-2-[8-(3-fluoropyridine-4-carbonyl)-8-aza-bicyclo[3.2.1]-oct-3-yl]-exo-ethanoyl}-3-fluoroazetidine



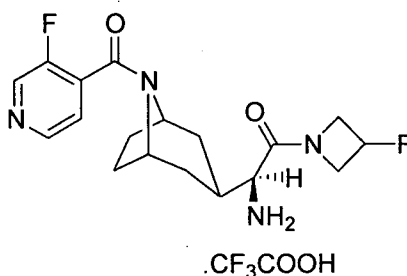
20 To a stirred solution of (2S)-2-(*tert*-butoxycarbonyl) amino-2-[8-(3-fluoropyridine-4-carbonyl)-8-aza-bicyclo[3.2.1]-oct-3-yl]-exo ethanoic acid (prepared by following the similar

procedure described in Intermediate 2, 0.5 g, 1.22 mmol) in DMF (10 ml) was added 1-hydroxybenzotriazole (0.49 g, 3.68 mmol) and 3-fluoroazetidine hydrochloride (which can be prepared by following the procedures described in J. Org. Chem, 32, 2972 (1997) and Biorganic Med. Chem. Lett., 14, 1265, (2004), 0.15 g, 1.35 mmol) at room temperature. The reaction mixture was cooled to 0°C, added triethyl amine (0.37 g, 0.51 ml, 3.68 mmol) and 1-(3-dimethyl amino propyl)-3-ethyl carbodimide hydrochloride (0.47 g, 2.46 mmol). Ice bath was removed, added water (0.5 ml) and stirred at room temperature for 16 hours. The solvent was removed under reduced pressure, added water (20 ml) and extracted with ethyl acetate (3x100ml). The combined organic layers were washed with 5% aqueous NaHCO₃ solution (2x25 ml) and dried over anhydrous Na₂SO₄. The solvent was evaporated to get a crude product, which was purified by column chromatography over silica gel (200-400 mesh) using ethyl acetate: ammonia in chloroform: hexane in ratio of 75:5:20 as an eluent to yield the title compound (0.3 g, 53%)

MS: *m/z* 465(M+1)

¹HNMR (CDCl₃, 400 MHz): δ 1.35-1.47 (m, 9H), 1.48-1.8 (m, 6H), 1.93-2.08 (m, 2H), 2.13-2.3 (m, 1H), 3.7-3.83 (m, 1H), 3.85-4.58 (m, 4H), 4.6-4.7 (m, 1H), 4.8-4.9 (m, 1H), 4.93-5.1 (m, 1H), 5.2-5.4 (m, 1H), 7.3-7.4 (m, 1H), 8.46-8.56 (m, 2H).

Step : 2 {(2S)-2-Amino-2-[8-(3-fluoropyridine-4-carbonyl)-8-aza-bicyclo[3.2.1]-oct-3-yl]-exo-ethanoyl]-3-fluoroazetidine trifluoroacetic acid salt



To a stirred solution of {(2S)-2(*tert*-butoxycarbonyl)-amino-2-[8-(3-fluoropyridine-4-carbonyl)-8-aza-bicyclo [3.2.1]-oct-3-yl]-exo-ethanoyl]-3-fluoro-azetidine (0.22 g, 0.474 mmol) in dichloromethane (5 ml) was added a solution of trifluoroacetic acid (2.3 ml, 3.53 g, 30.9 mmol) in dry dichloromethane (5.0 ml) drop wise at 0°C. After the addition was

141

completed, the ice bath was removed and the reaction mixture was stirred at room temperature for 1.5 hours. The solvent was evaporated under reduced pressure at room temperature and dried under high vacuum. In order to solidify the product, petroleum ether (10 ml) was added and evaporated to get a solid, which was washed with diethyl ether (2x10 ml) and dried under high vacuum to yield the title compound (0.24 g, 86%).

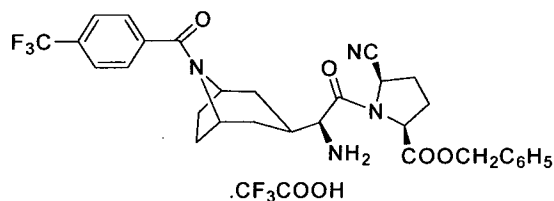
mp: 90-93°C

MS: m/z 365(M+1)

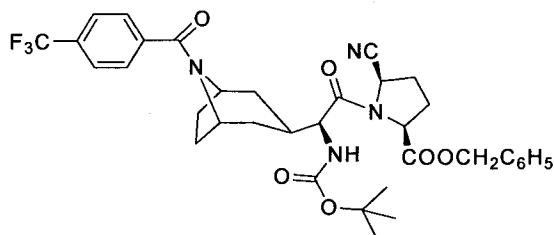
$^1\text{H NMR}$ (D_2O , 400 MHz): δ 1.4-1.9 (m, 6H), 1.96-2.01 (m, 2H), 2.4-2.54 (m, 1H), 3.86-4.0 (m, 2H), 4.03-4.7 (m, 4H), 4.73-4.86 (m, 1H), 5.25-5.5 (m, 1H), 7.7-7.8 (m, 1H), 8.56-8.65 (m, 1H), 8.71-8.8 (m, 1H)

Example 14

Benzyl-(2S,5R)-1-[(2S)-2-amino-2-[8-(4-trifluoromethyl-benzoyl)-8-aza-bicyclo[3.2.1]-oct-3-yl]-exo-ethanoyl]-5-cyano pyrrolidin-2-carboxylate trifluoroacetic acid salt (Compound No.18)



Step: 1 Benzyl- (2S, 5R)-1-[(2S)-2-(*tert*-butoxy carbonyl)-amino-2-[8-(4-trifluoro methyl-benzoyl)-8-aza-bicyclo[3.2.1]oct-3-yl]-exo-ethanoyl]-5-cyano-pyrrolidin-2-carboxylate



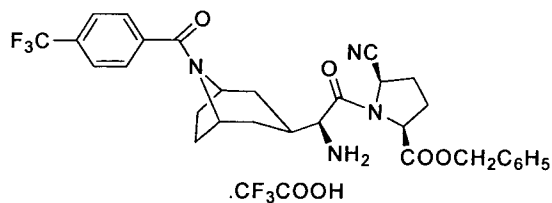
To a stirred solution of (2S)-2-(*tert*-butoxy carbonyl)-amino-2-[8-(4-trifluoro methyl-benzoyl)-8-aza-bicyclo[3.2.1]oct-3-yl]-exo-ethanoic acid (prepared by following the similar procedure

described in Intermediate 2, 3.0 g, 6.6 mmol) in dichloromethane (90 ml) was added triethyl amine (1.4 ml, 1.0 g, 9.9 mmol) and the reaction mixture was cooled to -5°C. To this reaction mixture was added isobutyl chloro formate (0.95 ml, 0.992 g, 7.26 mmol) slowly under nitrogen atmosphere and stirred at -5°C for 2.5 hours. More isobutyl chloro formate (0.175 ml, 0.18 g, 1.3 mmol) was added and the reaction mixture was brought to 0°C and stirred for 1.0 hour. After 1 hour, benzyl (2S, 5R)-5-cyanopyrrolidine-2-carboxylate (prepared by following the procedures described in Tetrahedron lett, 43, 3499-3501 (2002), Tetrahedron, 57, 6439-6446, (2001), J. Chem. Soc. Perkin Trans 1, 507-514, (1996), 1.51 g, 6.6 mmol) was added to the reaction mixture at 0°C. After the addition was completed, the reaction mixture was brought to room temperature and stirred for 15 hours. The progress of the reaction was monitored by TLC. The reaction mixture was quenched with water (20 ml) and extracted with dichloromethane (3x250 ml). The combined organic layer was washed with 5% NaHCO₃ solution (5x 200 ml) and dried over anhydrous sodium sulphate. The solvent was evaporated to obtain a crude product, which was purified by column chromatography over silica gel (100-200 mesh) using 50% ethyl acetate in hexane as an eluent to obtain the title compound (1.2 g, 28%).

MS: *m/z* 669 (M+1)

¹HNMR (CDCl₃+D₂O, 200 MHz): δ 1.3-2.01 (m, 15H), 2.05-2.55 (m, 7H), 3.55-3.70 (m, 1H), 4.03-4.20 (m, 1H), 4.48-4.61 (m, 1H), 4.62-4.88 (m, 1H), 5.0-5.32 (m, 2H), 5.48-5.58 (m, 1H), 7.1-7.4 (m, 5H), 7.5-7.71 (m, 4H)

Step 2: Benzyl- (2S,5R)-1-{(2S)-2- amino-2-[8-(4-trifluoromethyl-benzoyl)-8-aza-bicyclo[3.2.1]-oct-3-yl]-exo-ethanoyl}-5-cyano pyrrolidin-2- carboxylate trifluoroacetic acid salt



To a stirred solution of benzyl- (2S, 5R)-1-{(2S)-2-(*tert*-butoxy carbonyl)-amino-2-[8-(4-trifluoro methyl-benzoyl)-8-aza-bicyclo[3.2.1]oct-3-yl]-exo-ethanoyl}-5-cyano-pyrrolidin-2-

143

carboxylate (0.2 g, 0.3 mmol) in dry dichloromethane (5.0 ml) was added a solution of trifluoroacetic acid (1.37 ml, 2.1 g, 18.4 mmol) in dichloromethane (5.0 ml) at 0°C under nitrogen atmosphere. After the addition, the ice bath was removed and the reaction mixture was monitored by TLC. After 1.0 hour, the reaction mixture was diluted with dichloromethane (10 ml) and evaporated to dryness under reduced pressure at room temperature. To remove traces of trifluoroacetic acid, the residue was taken with dichloromethane (25 ml) and evaporated. The solid so obtained was then washed with a 50% solution of diethyl ether in hexane (3x 25 ml) and dried under high vacuum to obtain the title compound (0.18 g, 88%)

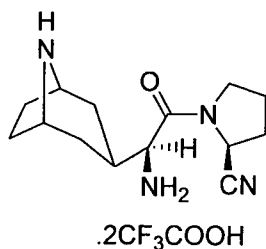
10 MS: m/z 569 (M+1)

$^1\text{H NMR}$ (D_2O , 400 MHz): δ 0.9-1.09 (m, 1H), 1.15-1.43 (m, 2H), 1.5-1.93 (m, 5H), 2.1-2.22 (m, 1H), 2.26-2.50 (m, 2H), 2.55-2.84 (m, 2H), 4.03-4.11 (m, 1H), 4.45-4.70 (m, 2H), 4.86-5.12 (m, 3H), 5.28-5.36 (m, 1H), 6.7-7.01 (m, 3H), 7.06-7.3 (m, 2H), 7.36-7.52 (m, 2H), 7.6-7.8 (m, 2H)

15 $[\alpha]_{\text{D}}^{20}$ -2.94 (c 0.80, Methanol)

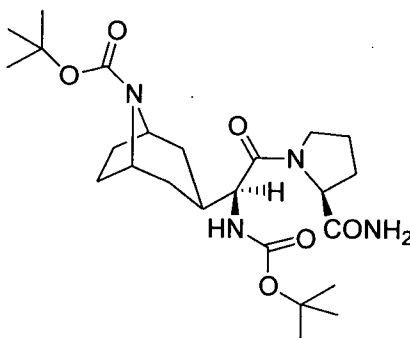
Example 15

20 (2S)-1-((2S)-2-Amino-2- [8-aza-bicyclo [3.2.1] oct-3-yl]-exo-ethanoyl)-pyrrolidin-2-carbonitrile trifluoro acetic acid salt (Compound No.8)



25 Step 1: (2S)-1- ((2S)-2-(*tert*-butoxy carbonyl)-amino-2- [8-(*tert*-butoxy carbonyl)-8-aza-bicyclo [3.2.1] oct-3-yl]-exo-ethanoyl)-pyrrolidin -2-carboxamide

144



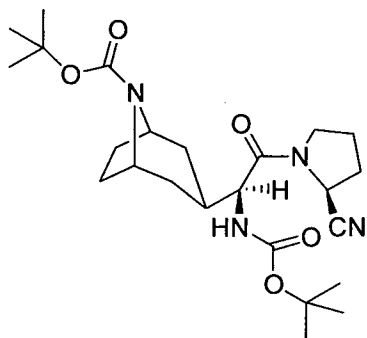
To a stirred solution of (2S)-2-(*tert*-butoxy carbonyl)-amino-2- {8-(*tert*-butoxy carbonyl)-8-aza-bicyclo [3.2.1] oct-3-yl}-*exo*-ethanoic acid (Intermediate 12, 0.88 g, 2.29 mmol) in dry DMF was added 1-hydroxy benzotriazole (0.92 g, 6.87 mmol) and L- prolinamide (0.26 g, 2.29 mmol) at room temperature. The reaction mixture was cooled to 0°C and added triethyl amine (0.69 g, 0.96 ml, 6.87 mmol) and 1-(3-dimethyl amino propyl)-3-ethyl carbodimide hydrochloride (0.87 g, 4.58 mmol). Ice bath was removed after 2 hours and the reaction mixture was stirred at room temperature for 16 hours. The solvent was removed under reduced pressure, added a saturated aqueous sodium bicarbonate solution (25 ml) and extracted with ethyl acetate (1x 50 ml). The organic layer was dried over anhydrous Na₂SO₄ and the solvent was removed under reduced pressure to obtain a crude product which was purified by column chromatography over silica gel (200-400 mesh) using methanol: NH₃ in chloroform: dichloromethane in the ratio 1.8:5: 93.2 as an eluent to yield the title compound (0.46 g, 42%).

MS: *m/z* 481(M+1)

¹HNMR (CDCl₃, 400 MHz): δ 1.41 (s, 9H), 1.42-1.68 (m, 15H), 1.83-2.06 (m, 4H), 2.08-2.10 (m, 2H), 2.12-2.20 (m, 1H) 3.5-3.62 (m, 1H), 3.65-3.8 (m, 1H), 4.03-4.40 (m, 3H), 4.52-4.62 (m, 1H), 5.12-5.21 (m, 1H) 5.33-5.45 (m, 1H) 6.55-6.80 (brs, 1H)

Step 2: (2S)-1- {(2S)-2-(*tert*-butoxy carbonyl)-amino-2- [8-(*tert*-butoxy carbonyl)-8-aza-bicyclo [3.2.1] oct-3-yl]-*exo*-ethanoyl}-pyrrolidin -2-carbonitrile

145

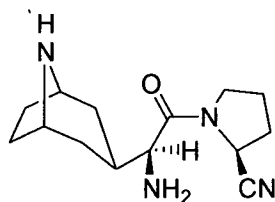


To a stirred solution of (2S)-1- ((2S)-2-(*tert*-butoxy carbonyl)-amino-2- [8-(*tert*-butoxy carbonyl)-8-aza-bicyclo [3.2.1] oct-3-yl]-*exo*-ethanoyl)-pyrrolidin -2-carboxamide (0.45 g, 0.94 mmol) and imidazole (0.134 g, 1.97 mmol) in dry pyridine (10 ml) at -30°C was added
 5 phosphorous oxychloride (0.589 g, 0.33 ml, 3.84 mmol) drop wise. The reaction mixture was stirred at -30°C for 1.5 hours and completion of reaction was monitored by TLC. The reaction mixture was quenched with water (0.5ml) at -30°C and then it was allowed to come at room temperature. The solvent was removed under reduced pressure at room temperature. The crude product was dried under high vacuum. To this was added
 10 dichloromethane (40 ml), washed with water (2x10ml) and dried over anhydrous Na_2SO_4 . The solvent was evaporated to obtain a crude product, which was purified by column chromatography over silica gel (100-200 mesh) using methanol in dichloromethane as an eluent to yield the title compound

MS: m/z 461(M-1)

15 ^1H NMR ($\text{CDCl}_3+\text{D}_2\text{O}$, 400 MHz) : δ 1.30-1.51(m, 19H), 1.56-1.80 (m, 4H), 1.80-1.93 (m, 2H), 2.05-2.40 (m, 5H), 3.55-3.90 (m, 2H), 4.08-4.45 (m, 3H), 4.78 (s, 3H), 5.07 (d, $J = 9.2\text{Hz}$, 1H)

Step 3: (2S)-1- ((2S)-2-amino-2- [8-aza-bicyclo [3.2.1] oct-3-yl]-*exo*-ethanoyl)-pyrrolidin -2-carbonitrile trifluoro acetic acid salt



.2 CF_3COOH

20

146

To a stirred solution of (2S)-1- {(2S)-2-(*tert*-butoxy carbonyl)-amino-2- [8-(*tert*-butoxy carbonyl)-8-aza-bicyclo [3.2.1] oct-3-yl]-exo-ethanoyl]-pyrrolidin -2-carbonitrile (0.34 g, 0.73 mmol) in dry dichloromethane (2.5 ml) at 0°C was added a solution of trifluoroacetic acid (3.3 ml, 3.1 g, 27.19 mmol) in dry dichloromethane (2.5 ml) drop wise.

5 The reaction mixture was stirred at 0°C for 5 minutes. The reaction mixture was allowed to come at room temperature and stirred for 25 minutes. The solvent was evaporated under reduced pressure at 30°C and to the residue was added dichloromethane (10 ml). The solvent was evaporated under reduced pressure and dried under high vacuum to remove trifluoroacetic acid. In order to remove trifluoroacetic acid left and to solidify the product,

10 diethyl ether (20 ml) was added to this mass and the solid so obtained was stirred at room temperature for 15 minutes. The solvent was decanted and dried the solid under high vacuum to yield the title compound (0.34 g, 94%)

mp: 143-145°C

MS: m/z 263(M+1)

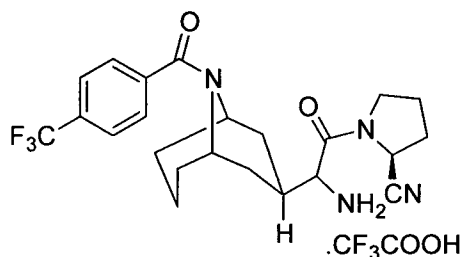
15 ^1H NMR (D_2O , 400 MHz): δ 1.70-1.88 (m, 3H), 1.90-2.06 (m, 3H), 2.08-2.21 (m, 4H), 2.30-2.42 (m, 2H), 2.43-2.60 (m, 1H), 3.73 (t, $J=6.8\text{Hz}$, 2H), 4.10-4.22 (m, 2H), 4.26 (d, $J = 7.6\text{Hz}$, 1H), 4.75-4.90 (m, 1H)

$[\alpha]_{\text{D}}^{20} -39.11$ (c 0.50, water)

20

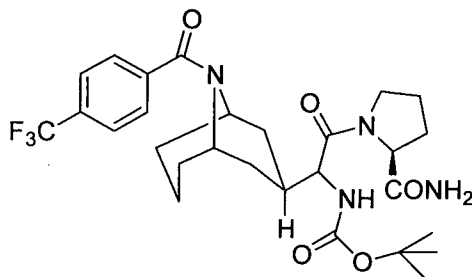
Example 16

(2S)-1-{2- Amino-2- [9-(4-trifluoromethyl-benzoyl)-9-azabicyclo [3.3.1] non-3-yl]-exo-ethanoyl]-pyrrolidin-2-carbonitrile trifluoro acetic acid salt (Compound Nos.70 A and 70 B)



25

Step 1: (2S)-1-{2-(*tert*-Butoxycarbonyl) amino-2- [9-(4-trifluoromethyl-benzoyl)-9-azabicyclo [3.3.1] non-3-yl]-exo-ethanoyl}-pyrrolidin-2-carboxamide



5 To a stirred solution of 2-(*tert*-butoxy carbonyl) amino-2- {9-(4-trifluoromethyl benzoyl)-9-azabicyclo [3.3.1] non-3-yl]-exo-ethanoic acid (Intermediate 13, 0.55 g, 1.17 mmol) in DMF (11ml) at room temperature was added 1-hydroxy benzotriazole (0.537 g, 3.5 mmol) L-prolinamide (0.133 g, 1.17 mmol) and triethyl amine (0.354 g, 3.5 mmol). The reaction mixture was cooled to 0°C and was added 1- (3-dimethyl amino propyl)-3-ethyl carbodimide hydrochloride (0.447 g, 2.34 mmol) portion wise. The reaction mixture was allowed to come at room temperature and stirred for 14 hours. The progress of reaction was monitored by TLC. After the completion of reaction, DMF was evaporated under reduced pressure and the residue was taken in ethyl acetate (100 ml). The organic layer was washed with a saturated sodium bicarbonate solution (10 ml) and aqueous layer was extracted with ethyl acetate (2x 10 20ml). The combined organic layers were dried with anhydrous sodium sulphate and the solvent was evaporated to obtain a crude product, which was purified by column chromatography over silica gel (200-400 mesh) using methanol: ammonia in chloroform: dichloromethane in the ratio of (1:10:89) as an eluent to yield polar diastereomer (0.25 g, 38%) and less polar diastereomer (0.17 g, 26%)

20 More polar diastereomer

mp: 159-161°C

MS: *m/z* 567 (M+1)

¹HNMR (CDCl₃+D₂O, 400 MHz): δ 1.36-1.58 (m, 10H), 1.59-1.88 (m, 7H), 1.9-2.2 (m, 5H), 2.22-2.34 (m, 1H), 2.70-2.81 (m, 1H), 3.54-3.57 (m, 1H), 3.73-3.84 (m, 2H), 4.20-4.27 (m, 1H), 4.50-4.55 (m, 1H), 4.87-4.95 (m, 1H), 7.46-7.54 (m, 2H), 7.64-7.70 (m, 2H)

Less polar diastereomer

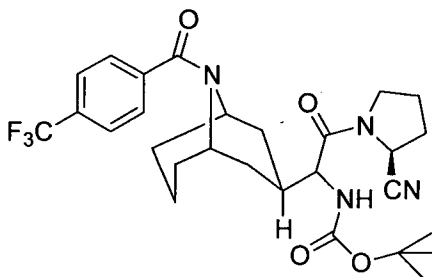
mp: 173-175°C

MS: m/z 567 (M+1)

^1H NMR ($\text{CDCl}_3 + \text{CD}_3\text{OD} + \text{D}_2\text{O}$, 400MHz): δ 1.35-1.54 (m, 10H), 1.55-2.18 (m, 12H), 2.22-2.35 (m, 1H), 2.66-2.83 (m, 1H), 3.4-3.65 (m, 1H), 3.75-3.85 (m, 1H), 3.88-4.05 (m, 2H), 4.47-4.56 (m, 1H), 4.85-4.94 (m, 1H) 7.46-7.54 (m, 2H), 7.66 (d, $J=8\text{Hz}$, 2H)

5

Step 2: (2S)-1-{2-(*tert*-Butoxycarbonyl) amino-2- [9-(4-trifluoromethyl-benzoyl)-9-azabicyclo [3.3.1] non-3-yl]-*exo*-ethanoyl]-pyrrolidin-2-carbonitrile



To a solution of (2S)-1-{2-(*tert*-butoxycarbonyl) amino-2- [9-(4-trifluoromethyl-benzoyl)-9-azabicyclo [3.3.1] non-3-yl]-*exo*-ethanoyl]-pyrrolidin-2-carboxamide (0.23 g, 0.41mmol) and imidazole (0.058 g, 0.85 mmol) in dry pyridine (11.5 ml) under a nitrogen atmosphere at -30°C was added phosphorous oxychloride (0.255 g, 1.66 mmol). The reaction mixture was stirred at -30°C for 60 minutes and the progress of the reaction was monitored by TLC. It was then quenched with water (0.23 ml) at -30°C and the reaction mixture was allowed to come at room temperature. The solvent was evaporated to dryness under reduced pressure and the residue was taken in dichloromethane (100 ml). After washing with water (10 ml), the organic layer was dried over anhydrous sodium sulphate. The solvent was evaporated to obtain a crude product, which was purified by column chromatography over silica gel (100-200 mesh) using 1% methanol in dichloromethane as an eluent to yield the title compound (0.136 g, 61%)

20

More polar diastereomer

mp: 146-148°C

MS: m/z 549 (M+1)

^1H NMR (CDCl_3 , 400 MHz): δ 1.38-1.55 (m, 10H), 1.6-1.86 (m, 6H), 1.88-2.06 (m, 3H), 2.10-2.35(m, 4H), 2.67-2.83 (m, 1H), 3.61-3.87 (m, 3H), 4.06-4.15 (m, 1H), 4.75-4.80 (m, 1H), 4.9-4.98 (m, 1H), 5.11(t, $J = 9.6\text{Hz}$, 1H), 7.47-7.54 (m, 2H), 7.67 (d, $J = 8.0\text{Hz}$, 2H)

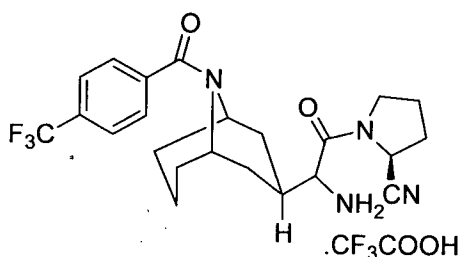
25

Less polar diastereomer: It was also obtained by following the same procedure applied for more polar diastereomer as described above

(MS: m/z 549 (M+1))

^1H NMR ($\text{CDCl}_3+\text{D}_2\text{O}$, 400 MHz): δ 1.33-1.89 (m, 16H), 1.90-2.42 (m, 6H), 2.63-2.92 (m, 1H);
5 3.41-3.62 (m, 1H), 3.71-3.86 (m, 1H), 3.90-4.2 (m, 2H), 4.61-5.12 (m, 2H), 7.45-7.55 (m, 2H), 7.61-7.70 (m, 2H)

Step 3: (2S)-1-{2- Amino-2- [9-(4-trifluoromethyl-benzoyl)-9-azabicyclo [3.3.1] non-3-yl]-exo-ethanoyl}-pyrrolidin-2-carbonitrile trifluoro acetic acid salt.



To a stirred solution of (2S)-1-{2-(*tert*-butoxycarbonyl) amino-2- [9-(4-trifluoromethyl-benzoyl)-9-azabicyclo [3.3.1] non-3-yl]-ethanoyl}-pyrrolidin-2-carbonitrile (0.12 g, 0.22 mmol) in dichloromethane (1.2 ml) was added trifluoro acetic acid (1.2 ml) at 0°C. The reaction mixture was brought to room temperature in 10 minutes and stirred for 30 minutes.

15 The progress of the reaction was monitored by TLC. After the completion of reaction, the solvent was evaporated under reduced pressure and the residue was taken in dichloromethane (20 ml) and evaporated to remove traces of trifluoro acetic acid. The residue so obtained was taken in diethyl ether (15 ml) and evaporated to obtain a solid, which was washed with 20% dichloromethane in diethyl ether (20 ml). To remove the traces
20 of ether, the solid was taken in dichloromethane (10 ml) and evaporated to dryness twice. The crude product thus obtained was dried under high vacuum to yield the title compound (0.087 g, 71%)

More polar diastereomer (Compound No. 70 A)

mp: 172-174°C

25 MS: m/z 449 (M+1)

¹HNMR (CDCl₃+D₂O, 400 MHz): δ 1.6-1.73 (m, 3H), 1.74-2.22 (m, 9H), 2.23-2.45 (m, 2H), 3.05-3.2 (m, 1H), 3.72 (t, *J* = 6.8 Hz, 2H), 3.83-3.92 (m, 1H), 4.14 (dd, *J* = 2.4, 6.8Hz, 1H), 4.78-4.86 (m, 2H), 7.54-7.6 (m, 2H), 7.81(d, *J* = 7.8Hz, 2H)
[α]_D²⁰ -16.45 (c 0.50, water)

5

Less polar diastereomer (*Compound No. 70 B*): It was also obtained by following the same procedure applied for more polar diastereomer as described above

mp: 168-170°C

MS: *m/z* 449 (M+1)

10 ¹HNMR (D₂O, 400 MHz): δ 1.21-1.34 (m, 1H), 1.6-2.06 (m, 10H), 2.10-2.41(m, 4H), 2.98-3.12 (m, 1H), 3.5-3.68 (m, 1H), 3.8-3.91(m, 2H), 4.08 (t, *J* =7.2Hz, 1H), 4.73-4.9 (m, 1H), 7.57 (d, *J* = 6.4 Hz, 2H), 7.81 (d, *J* = 7.6 Hz, 2H)
[α]_D²⁰ -71.58 (c 0.50, water)

15 **Demonstration of *In Vitro* Efficacy of Test Compounds**

Inhibition of human recombinant DPP-IV

The proteolytic activity of human recombinant DPP-IV was determined by following the hydrolysis of Gly-Pro-7-amino-4-methylcoumarin (Gly-Pro-AMC) and the fluorometric quantitation of the liberated AMC. Assays were routinely carried out in 96-well flat-bottom black microwell plates. The reaction mixture (100 μl) contained 10 ng of human recombinant DPP-IV enzyme (produced in-house or procured from R&D Systems, USA) in the assay buffer (25 mM Tris-HCl, pH 7.4, 140 mM NaCl, 10 mM KCl and 0.1 mg/ml BSA) and 50 μM Gly-Pro-AMC. After incubation of assay plates at 30°C for 30 min, the hydrolysis of Gly-Pro-AMC was monitored in a fluorescence microplate reader (Molecular Devices SpectraMax M5), with excitation and emission wavelengths set at 360 nm and 460 nm, respectively.

The inhibition of DPP-IV activity by test compounds was routinely performed by preincubating the enzyme with test compound (10 and 100 nM for primary screening and 8 concentrations from 0.1 to 1000 nM for the dose-response study) or vehicle (0.01 % DMSO) for 15 min at 30°C, in a total volume of 90 μl. Test compounds were dissolved in DMSO at a

concentration of 10 mM and serially diluted further in assay buffer. The enzyme reaction was initiated by the addition of Gly-Pro-AMC, followed by incubation of assay plates for 30 min at 30°C and the liberated AMC was measured as described above. A known inhibitor of DPP-IV (positive control) was always included in the assay. Test compounds at various concentrations were always evaluated in duplicate, along with substrate blanks, vehicle controls and positive controls.

The results are expressed as percent inhibition of the enzyme activity relative to vehicle controls. Dose-response studies were conducted for those compounds exerting $\geq 50\%$ inhibition of activity at 10 nM in primary screening. IC_{50} , defined as the inhibitor concentration which caused a 50% decrease of the activity under assay conditions, was computed using GraphPad Prism software, version 5.0.

The DPP-IV inhibition data (expressed either as IC_{50} in nanomolar or percent inhibition at a particular compound concentration) is presented in Table 1.

Table 1 Inhibition of human recombinant DPP-IV

Compound No.	IC_{50} , nM	Compound No.	IC_{50} , nM
1	2.20	37	7 % inhibition at 10 nM
2	1.30	38	16 % inhibition at 100 nM
3	6.67	39	11.70
4	1.03	40	44 % inhibition at 10 nM
5	1.52	41	4.92
6	2.30	42	9.00
7	1.90	43	49 % inhibition at 100 nM
8	6.84	44	2.40
9	3.13	45	12 % inhibition at 1000 nM

10	41 % inhibition at 1000 nM	46	13% inhibition at 1000 nM
11	29 % inhibition at 1000 nM	47	29 % inhibition at 10 nM
12	30% inhibition at 1000 nM	48	22 % inhibition at 10 nM
13	21 % inhibition at 1000 nM	49	60 % inhibition at 100 nM
14	12 % inhibition at 10 nM	50	21 % inhibition at 10 nM
15	1.72	51	9.60
16	2.90	52	25 % inhibition at 10 nM
17	2.40	53	19.70
18	1.11 % inhibition at 10 nM	54	3.30
19	6.25	55	45 % inhibition at 10 nM
20	2.80	56	4.14
21	17.90	57	8.00
22	2.83	58	31 % inhibition at 10 nM
23	9.75	59	34 % inhibition at 10 nM
24	3.52	60	10 % inhibition at 10 nM
25	3.61	61	9 % inhibition at 10 nM
26	8.90	62	12 % inhibition at 10 nM
27	17.20	63	15.50
28	4.70	64	11.01
29	0 % inhibition at 10 nM	65	7.10
30	0 % inhibition at 10 nM	66	8.24
31	6 % inhibition at 10 nM	67	7.68
32	6.84	68	16 % inhibition at 10 nM
33	9.43	69	13.00
34	12.90	70 A	5.34
35	4.20	70 B	0 % inhibition at 10 nM

36	17% inhibition at 10 nM		
----	-------------------------	--	--

Demonstration of *In Vivo* Efficacy of Test Compounds

A. Measurement of Plasma DPP-IV Activity in Male Wistar Rats

5

Overnight-fasted male animals were administered either vehicle or single oral doses of compounds. Blood samples were withdrawn from retro-bulbar venous plexus under anesthesia at several time points up to 24 h post-dose. EDTA-plasma was separated and DPP-IV activity was measured using a fluorometric assay. Assays were carried out in 96-well flat-bottom black microwell plates. A typical reaction contained 25 μ l plasma, 50 μ l of 50 μ M substrate (Gly-Pro-AMC) and 25 μ l assay buffer (25 mM Tris-HCl, pH 7.4, 140 mM NaCl, 10 mM KCl and 1% BSA) in a total reaction volume of 100 μ l. Plasma samples were incubated with the substrate for 30 min at 30°C, following which the fluorescence was measured in a microplate fluorescence reader (POLARstar Galaxy), with excitation and emission wavelengths set at 360 nm and 460 nm, respectively. Percent inhibition in plasma DPP-IV activity due to compounds was calculated by comparing with plasma from vehicle-treated animals.

10

Table 2 shows the ability of selected test compounds to produce inhibition of plasma DPP-IV in Wistar rats.

15

Table 2 Inhibition of plasma DPP-IV activity in Wistar rats

Compound No	Dose (mg/kg, p.o.)	Plasma DPP-IV Inhibition (%)		
		4 h	6 h	8h
1	10	85	56	44
2	10	82	52	45
25	10	68	49	51
28	3	51	35	28
28	10	77	65	53

35	3	54	42	33
66	3	56	38	38
67	3	64	36	23

B. Oral Glucose Tolerance Test in Male C57BL/6J Mice

Overnight-fasted male C67BL/6J mice were challenged 1 h, 4 h and 8 h after either vehicle
 5 or compound administration with an oral glucose load of 5 g/kg in three different groups of
 animals. Blood samples for glucose measurement were obtained by tail bleed at predose,
 before glucose load and at serial time points after the glucose load, to evaluate the efficacy
 and duration of effect on glucose tolerance test. Glucose excursion profile from $t=0$ to $t=120$
 10 minutes was used to integrate an area under the curve (AUC) for each treatment.
 Improvement in glucose tolerance in compound- treated animals was estimated by
 comparing with vehicle-treated animals.

Table 3 provides data for the antihyperglycemic activity of selected compounds in C57BL/6J
 mice, as determined by oral glucose tolerance test.

15

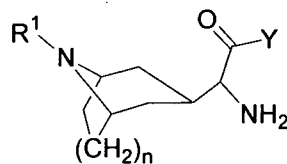
Table 3 Effect of DPP-IV inhibitors on OGTT in C57BL/6J mice

Compound No.	Dose (mg/kg, p.o.)	Improvement in Glucose Tolerance (%)	
		1 h	
28	3	54	
35	3	46	
66	3	48	
67	3	50	

20

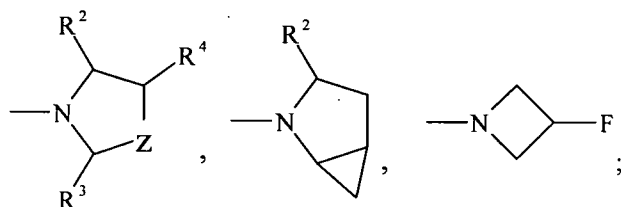
CLAIMS

1. Compounds of the general formula A in *exo* configuration,

**(A)**

their optical isomers and pharmaceutically acceptable salts thereof, wherein,
 $n = 1, 2$

Y is selected from the groups



wherein, Z represents CH_2 , $-\text{S}-$, CHF ;

R^1 is selected from groups consisting of

- i) Hydrogen;
- ii) C_1 - C_8 alkyl (straight or branched) substituted with 1 to 3 substituents selected from halogens, such as pentyl, trifluoropropyl;
- iii) cycloalkyl or cycloalkenyl having 3-10 carbon atoms such as cyclohexyl or cyclohex-2-enyl;
- iv) cycloalkylmethyl having 4-10 carbon atoms such as cyclohexyl methyl;
- v) Bridged polycycloalkyl methyl having 5 to 12 carbon atoms such as adamantyl methyl;
- vi) phenyl which is unsubstituted or substituted with 1-3 substituents each independently selected from cyano or methanesulfonyl;
- vii) aralkyl group such as benzyl which is unsubstituted or substituted with 1 to 3 substituents selected from halogens;
- viii) heteroaryl group such as pyridyl substituted with cyano;
- ix) heteroaralkyl group such as pyridyl methyl;
- x) aralkoxyalkyl group such as benzyloxy ethyl;

- xi) SO_2R^5 ; where R^5 is methyl, thiophenyl, or phenyl unsubstituted or substituted with 1 to 3 fluoro;
- xii) $-\text{CONHR}^6$ or $-\text{CSNHR}^6$ or $-\text{CONHSO}_2\text{R}^6$; where R^6 is phenyl unsubstituted or substituted with chloro, fluoro, trifluoromethyl or methoxy;
- 5 xiii) $\text{R}^7\text{CO}-$, wherein R^7 is selected from
- a. unsubstituted phenyl or substituted with 1 to 3 substituents selected from halogen, trifluoromethyl, cyano;
 - b. benzo[1,3]dioxolyl;
 - c. adamantyl;
 - 10 d. heteroaryl such as thiophenyl; furyl; pyrazinyl; pyridyl unsubstituted or substituted with a substituent selected from halogen, cyano, methyl, benzyloxy;
 - e. N-acetylpiperidinyl;
 - f. Cyclohexyl;
 - 15 g. Pyridine methyl;

R^2 is selected from hydrogen, CN, COOH, or isosteres of COOH, wherein said isosteres of COOH are selected from the groups consisting of esters, tetrazole, acid anhydrides, CH_2OH , CH_2OBn , CONHOH , CONH_2 ;

R^3 is selected from hydrogen, $-\text{CN}$, $\text{C}_2\text{-C}_5$ alkynyl;

R^4 is selected from hydrogen or fluoro.

2. A compound its stereoisomers, racemates, pharmaceutically acceptable salts thereof
 25 as claimed in claim 1 wherein the compound of the general formula (A) is selected from

(2S)-1-((2S)-2- Amino-2-[8-(2,4,5-trifluorobenzoyl)-8-aza-bicyclo[3.2.1]oct-3-yl]-exo-ethanoyl)-pyrrolidin-2- carbonitrile trifluoroacetic acid salt;

30 (2S)-1-((2S)-2- Amino-2-[8-(4-trifluoromethylbenzoyl)-8-aza-bicyclo[3.2.1]oct-3-yl]-exo-ethanoyl)-pyrrolidin-2- carbonitrile trifluoroacetic acid salt;

(2S)-1-((2S)-2- Amino-2-[8-(adamantane-1-carbonyl)-8-aza-bicyclo[3.2.1]oct-3-yl]-exo-ethanoyl)-pyrrolidin-2- carbonitrile trifluoroacetic acid salt;

5 (2S)-1-((2S)-2- Amino-2-[8-(pyridine-4-carbonyl)-8-aza-bicyclo[3.2.1]oct-3-yl]-exo-ethanoyl)-pyrrolidin-2- carbonitrile trifluoroacetic acid salt;

(2S)-1-((2S)-2- Amino-2-[8-(4-cyano-benzoyl)-8-aza-bicyclo[3.2.1]oct-3-yl]-exo-ethanoyl)-pyrrolidin-2- carbonitrile trifluoroacetic acid salt;

10

(2S)-1-((2S)-2- Amino-2-[8-(2,5-difluorobenzoyl)-8-aza-bicyclo[3.2.1]oct-3-yl]-exo-ethanoyl)-pyrrolidin-2- carbonitrile trifluoroacetic acid salt;

(2S)-1-((2S)-2- Amino-2-[8-(2-fluoro-pyridine-4-carbonyl)-8-aza-bicyclo[3.2.1]oct-3-yl]-exo-ethanoyl)-pyrrolidin-2- carbonitrile trifluoroacetic acid salt;

15

(2S)-1-[(2S)-2-Amino-2-(8-aza-bicyclo[3.2.1]oct-3-yl)-exo-ethanoyl]-pyrrolidin-2- carbonitrile trifluoroacetic acid salt;

20

(2S)-1-((2S)-2- Amino-2-[8-(2,4,5-trifluorobenzoyl)-8-aza-bicyclo[3.2.1]oct-3-yl]-exo-ethanoyl)-pyrrolidin-2- carbonitrile trifluoroacetic acid salt;

Methyl-(2S)-1-((2S)-2- amino-2-[8-(4-trifluoromethyl-benzoyl)-8-aza-bicyclo[3.2.1]-oct-3-yl]-exo-ethanoyl)-pyrrolidin-2- carboxylate trifluoroacetic acid salt;

25

(2S)-1-((2S)-2- amino-2-[8-(4-trifluoromethyl-benzoyl)-8-aza-bicyclo[3.2.1]-oct-3-yl]-exo-ethanoyl)-pyrrolidin-2- carboxylic acid trifluoroacetic acid salt;

(2S)-1-((2S)-2- amino-2-[8-(4-trifluoromethyl-benzoyl)-8-aza-bicyclo[3.2.1]-oct-3-yl]-exo-ethanoyl)-pyrrolidin-2- carboxamide trifluoroacetic acid salt;

30

(2S)-1-[(2S)-2-Amino-2-[8-(4-trifluoromethyl-benzoyl)-8-aza-bicyclo[3.2.1]oct-3-yl]-exo-ethanoyl]-2-(2H-tetrazol-5-yl) pyrrolidine hydrochloride;

5

(2S)-[(2S)-1-[(2S)-2-Amino-2-(8-(benzo[1,3]dioxole-5-carbonyl)-8-aza-bicyclo[3.2.1]oct-3-yl)-exo-acetyl]-pyrrolidin-2-yl] methanol trifluoroacetic acid salt;

(2S, 4S)-1-[(2S)-2-Amino-2-[8-(4-trifluoromethylbenzoyl)-8-aza-bicyclo[3.2.1]oct-3-yl]-exo-ethanoyl]-4-fluoro-pyrrolidin-2- carbonitrile hydrochloride salt;

10

(2S, 4S)-1-[(2S)-2- Amino-2-[8-(2,4,5-trifluorobenzoyl)-8-aza-bicyclo[3.2.1]oct-3-yl]-exo-ethanoyl]-4-fluoro-pyrrolidin-2- carbonitrile trifluoroacetic acid salt;

(2S, 4S)-1-[(2S)-2- Amino-2-[8-(2,5-difluorobenzoyl)-8-aza-bicyclo[3.2.1]oct-3-yl]-exo-ethanoyl]-4-fluoro-pyrrolidin-2- carbonitrile trifluoroacetic acid salt;

15

Benzyl-(2S,5R)-1-[(2S)-2- amino-2-[8-(4-trifluoromethyl-benzoyl)-8-aza-bicyclo[3.2.1]oct-3-yl]-exo-ethanoyl]-5-cyano pyrrolidin-2- carboxylate trifluoroacetic acid salt;

20

(2S, 4S)-1-[(2S)-2- Amino-2-[8-(2,4,5-trifluorobenzoyl)-8-aza-bicyclo[3.2.1]oct-3-yl]-exo-ethanoyl]-4-fluoro-pyrrolidin-2- carbonitrile trifluoroacetic acid salt;

(4S)-3-[(2S)-2- Amino-2-[8-(4-trifluoromethylbenzoyl)-8-aza-bicyclo[3.2.1]oct-3-yl]-exo-ethanoyl]-thiazolidine-4- carbonitrile trifluoroacetic acid salt;

25

3-[(2S)-2- Amino-2-[8-(4-trifluoromethylbenzoyl)-8-aza-bicyclo[3.2.1]oct-3-yl]-exo-ethanoyl]-1,3-thiazolidine trifluoroacetic acid salt;

30

(2S)-1-[(2S)-2- Amino-2-[8-(4-trifluoromethyl phenyl carbamoyl)-8-aza-bicyclo[3.2.1]oct-3-yl]-exo-ethanoyl]-pyrrolidin-2- carbonitrile trifluoroacetic acid salt;

(1S, 3S, 5S)-2-((2S)-2-Amino-2-[8-(2,4,5-trifluorobenzoyl)-8-aza-bicyclo [3.2.1]oct-3-yl]-exo-ethanoyl)-2-azabicyclo [3.1.0] hexane -3- carbonitrile trifluoroacetic acid salt;

5 (1S, 3S, 5S)-2-((2S)-2-Amino-2-[8-(4-cyanobenzoyl)-8-aza-bicyclo [3.2.1]oct-3-yl]-exo-ethanoyl)-2-azabicyclo [3.1.0] hexane -3- carbonitrile trifluoroacetic acid salt;

(1S, 3S, 5S)-2-((2S)-2-Amino-2-[8-(pyridine-4-carbonyl)-8-aza-bicyclo [3.2.1]oct-3-yl]-exo-ethanoyl)-2-azabicyclo [3.1.0] hexane -3- carbonitrile trifluoroacetic acid salt;

10 (1S, 3S, 5S)-2-((2S)-2-Amino-2-[8-(4-trifluoromethylbenzoyl)-8-aza-bicyclo [3.2.1]oct-3-yl]-exo-ethanoyl)-2-azabicyclo [3.1.0] hexane -3- carbonitrile trifluoroacetic acid salt;

15 (1S, 3S, 5S)-2-((2S)-2-Amino-2-[8-(2,5-difluorobenzoyl)-8-aza-bicyclo [3.2.1]oct-3-yl]-exo-ethanoyl)-2-azabicyclo [3.1.0] hexane -3- carbonitrile trifluoroacetic acid salt;

(1S, 3S, 5S)-2-((2S)-2-Amino-2-[8-(2-fluoropyridine-4-carbonyl)-8-aza-bicyclo [3.2.1] oct-3-yl]-exo-ethanoyl)-2-azabicyclo [3.1.0] hexane -3- carbonitrile trifluoroacetic acid salt;

20 (1R, 3R, 5R)-2-((2S)-2-Amino-2-[8-(2-fluoropyridine-4-carbonyl)-8-aza-bicyclo [3.2.1] oct-3-yl]-exo-ethanoyl)-2-azabicyclo [3.1.0] hexane -3- carbonitrile trifluoroacetic acid salt;

25 (1R, 3R, 5R)-2-((2R)-2-Amino-2-[8-(2-fluoropyridine-4-carbonyl)-8-aza-bicyclo [3.2.1] oct-3-yl]-exo-ethanoyl)-2-azabicyclo [3.1.0] hexane -3- carbonitrile trifluoroacetic acid salt;

30 (1S, 3S, 5S)-2-((2R)-2-Amino-2-[8-(2-fluoropyridine-4-carbonyl)-8-aza-bicyclo [3.2.1] oct-3-yl]-exo-ethanoyl)-2-azabicyclo [3.1.0] hexane -3- carbonitrile trifluoroacetic acid salt;

(1S, 3S, 5S)-2-((2S)-2-Amino-2-[8-(2-fluoropyridine-3-carbonyl)-8-aza-bicyclo [3.2.1] oct-3-yl]-exo-ethanoyl)-2-azabicyclo [3.1.0] hexane -3- carbonitrile trifluoroacetic acid salt;

5 (1S, 3S, 5S)-2-((2S)-2-Amino-2-[8-(pyridine-3-carbonyl)-8-aza-bicyclo [3.2.1] oct-3-yl]-exo-ethanoyl)-2-azabicyclo [3.1.0] hexane -3- carbonitrile trifluoroacetic acid salt;

(1S, 3S, 5S)-2-((2S)-2-Amino-2-[8-(thiophene-2-carbonyl)-8-aza-bicyclo [3.2.1] oct-3-yl]-exo-ethanoyl)-2-azabicyclo [3.1.0] hexane -3- carbonitrile trifluoroacetic acid salt;

10

(1S, 3S, 5S)-2-((2S)-2-Amino-2-[8-(pyrazine-2-carbonyl)-8-aza-bicyclo [3.2.1] oct-3-yl]-exo-ethanoyl)-2-azabicyclo [3.1.0] hexane -3- carbonitrile trifluoroacetic acid salt;

(1S, 3S, 5S)-2-((2R)-2-Amino-2-[8-(pyrazine-2-carbonyl)-8-aza-bicyclo [3.2.1] oct-3-yl]-exo-ethanoyl)-2-azabicyclo [3.1.0] hexane -3- carbonitrile trifluoroacetic acid salt;

15

(1R, 3R, 5R)-2-((2S)-2-Amino-2-[8-(pyrazine-2-carbonyl)-8-aza-bicyclo [3.2.1] oct-3-yl]-exo-ethanoyl)-2-azabicyclo [3.1.0] hexane -3- carbonitrile trifluoroacetic acid salt;

20

(1R, 3R, 5R)-2-((2R)-2-Amino-2-[8-(pyrazine-2-carbonyl)-8-aza-bicyclo [3.2.1] oct-3-yl]-exo-ethanoyl)-2-azabicyclo [3.1.0] hexane -3- carbonitrile trifluoroacetic acid salt;

(1S, 3S, 5S)-2-((2S)-2-Amino-2-[8-(pyridine-2-carbonyl)-8-aza-bicyclo [3.2.1] oct-3-yl]-exo-ethanoyl)-2-azabicyclo [3.1.0] hexane -3- carbonitrile trifluoroacetic acid salt;

25

(1S, 3S, 5S)-2-((2S)-2-Amino-2-[8-(furan-2-carbonyl)-8-aza-bicyclo [3.2.1] oct-3-yl]-exo-ethanoyl)-2-azabicyclo [3.1.0] hexane -3- carbonitrile trifluoroacetic acid salt;

30

(1S, 3S, 5S)-2-((2S)-2-Amino-2-[8-(3-fluoropyridine-4-carbonyl)-8-aza-bicyclo [3.2.1] oct-3-yl]-exo-ethanoyl)-2-azabicyclo [3.1.0] hexane -3- carbonitrile trifluoroacetic acid salt;

161

(1S, 3S, 5S)-2-((2S)-2-Amino-2-[8-(3,5-difluorobenzene sulfonyl)-8-aza-bicyclo [3.2.1] oct-3-yl]-exo-ethanoyl)-2-azabicyclo [3.1.0] hexane -3- carbonitrile trifluoroacetic acid salt;

5 (1S, 3S, 5S)-2-((2S)-2-Amino-2-[8-(adamantane-1-carbonyl)-8-aza-bicyclo [3.2.1] oct-3-yl]-exo-ethanoyl)-2-azabicyclo [3.1.0] hexane -3- carbonitrile trifluoroacetic acid salt;

10 (1S, 3S, 5S)-2-((2S)-2-Amino-2-[8-(benzo[1,3]dioxole-5-carbonyl)-8-aza-bicyclo [3.2.1] oct-3-yl]-exo-ethanoyl)-2-azabicyclo [3.1.0]-hexane -3- carbonitrile trifluoroacetic acid salt;

15 (1S, 3S, 5S)-2-((2S)-2-Amino-2-[8-(benzo [1,3]-dioxole-5-carbonyl)-8-aza-bicyclo [3.2.1] oct-3-yl]-exo-ethanoyl)-2-azabicyclo [3.1.0]-hexane -3- carboxamide trifluoroacetic acid salt;

(1S, 3S, 5S)-2-((2S)-2-Amino-2-[8-(benzo [1,3]-dioxole-5-carbonyl)-8-aza-bicyclo [3.2.1] oct-3-yl]-exo-ethanoyl)-2-azabicyclo [3.1.0]-hexane -3- carboxylic acid hydrochloride;

20 (1S, 3S, 5S)-2-((2S)-2-Amino-2-[8-(3,3,3-trifluoro propyl)-8-aza-bicyclo [3.2.1] oct-3-yl]-exo-ethanoyl)-2-azabicyclo [3.1.0] hexane -3- carbonitrile trifluoroacetic acid salt;

25 (1S, 3S, 5S)-2-((2S)-2-Amino-2-[8-(cyclohexyl methyl)-8-aza-bicyclo[3.2.1]oct-3-yl]-exo-ethanoyl)-2-azabicyclo [3.1.0] hexane -3- carbonitrile trifluoroacetic acid salt;

(1S, 3S, 5S)-2-((2S)-2-Amino-2-[8-(adamantan-1-yl methyl)-8-aza-bicyclo [3.2.1] oct-3-yl]-exo-ethanoyl)-2-azabicyclo [3.1.0] hexane -3- carbonitrile trifluoroacetic acid salt;

30 (1S, 3S, 5S)-2-((2S)-2-Amino-2-[8-(benzyloxy-ethyl)-8-aza-bicyclo [3.2.1] oct-3-yl]-exo-ethanoyl)-2-azabicyclo [3.1.0] hexane -3- carbonitrile trifluoroacetic acid salt;

(1S, 3S, 5S)-2-((2S)-2-Amino-2-[8-(5-cyanopyridine-2-yl)-8-aza-bicyclo [3.2.1] oct-3-yl]-exo-ethanoyl)-2-azabicyclo [3.1.0] hexane -3- carbonitrile trifluoroacetic acid salt;

5 (1S, 3S, 5S)-2-((2S)-2-Amino-2-[8-(4-cyano-phenyl)-8-aza-bicyclo [3.2.1] oct-3-yl]-exo-ethanoyl)-2-azabicyclo [3.1.0] hexane -3- carbonitrile trifluoro acetic acid salt;

10 (1S, 3S, 5S)-2-((2S)-2-Amino-2-[8-(4-methanesulfonyl phenyl)-8-aza-bicyclo [3.2.1] oct-3-yl]-exo-ethanoyl)-2-azabicyclo [3.1.0] hexane -3- carbonitrile trifluoroacetic acid salt;

(1S, 3S, 5S)-2-((2S)-2-Amino-2-[8-(2-pyridin-4-yl-acetyl)-8-aza-bicyclo [3.2.1] oct-3-yl]-exo-ethanoyl)-2-azabicyclo [3.1.0] hexane -3- carbonitrile trifluoroacetic acid salt;

15 (1S, 3S, 5S)-2-((2S)-2-Amino-2-[8-(pyridine-4ylmethyl)-8-aza-bicyclo [3.2.1] oct-3-yl]-exo-ethanoyl)-2-azabicyclo [3.1.0] hexane -3- carbonitrile trifluoroacetic acid salt;

(1S, 3S, 5S)-2-((2S)-2-Amino-2-[8-(methanesulfonyl)-8-aza-bicyclo [3.2.1] oct-3-yl]-exo-ethanoyl)-2-azabicyclo [3.1.0] hexane -3- carbonitrile trifluoroacetic acid salt;

20 (1S, 3S, 5S)-2-((2S)-2-Amino-2-[8-(thiophene-2-sulfonyl)-8-aza-bicyclo [3.2.1] oct-3-yl]-exo-ethanoyl)-2-azabicyclo [3.1.0] hexane -3- carbonitrile trifluoroacetic acid salt;

25 (1S, 3S, 5S)-2-((2S)-2-Amino-2-[8-(cyclohexane-carbonyl)-8-aza-bicyclo [3.2.1] oct-3-yl]-exo-ethanoyl)-2-azabicyclo [3.1.0] hexane -3- carbonitrile trifluoroacetic acid salt;

(1S, 3S, 5S)-2-((2S)-2-Amino-2-[8-(1-ethyl-propyl)-8-aza-bicyclo [3.2.1] oct-3-yl]-exo-ethanoyl)-2-azabicyclo [3.1.0] hexane -3- carbonitrile trifluoroacetic acid salt;

30 (1S, 3S, 5S)-2-((2S)-2-Amino-2-(8-cyclohexyl)-8-aza-bicyclo [3.2.1] oct-3-yl)-exo-ethanoyl)-2-azabicyclo [3.1.0] hexane -3- carbonitrile trifluoroacetic acid salt;

163

(1S, 3S, 5S)-2-((2S)-2-Amino-2-[8-(4-chlorophenylsulfonylcarbonyl)-8-aza-bicyclo[3.2.1]oct-3-yl]-exo-ethanoyl)-2-azabicyclo[3.1.0] hexane -3-carbonitrile trifluoroacetic acid salt;

5

{(2S)-2-Amino-2-[8-(3-fluoro-pyridine-4-carbonyl)-8-aza-bicyclo[3.2.1]oct-3-yl]-exo-ethanoyl}-3-fluoro-azetidine trifluoroacetic acid salt;

(2S, 5R) - 1- {(2S)-2- Amino-2- [8-(4-trifluoromethyl-benzoyl)- 8-aza- bicyclo [3.2.1] oct-3-yl]-exo-ethanoyl} -5-ethynyl -pyrrolidin-2-carbonitrile trifluoro acetic acid salt;

10

(2S, 5R)-1-((2S)-2-Amino-2-[8-(pyridin-4-carbonyl)-8-aza-bicyclo[3.2.1]oct-3-yl]-exo-ethanoyl)-5-ethynyl-pyrrolidin-2-carbonitrile trifluoroacetic acid salt;

15

(2S, 5R)-1-((2S)-2-Amino-2-[8-(3-fluoropyridin-4-carbonyl)-8-aza-bicyclo[3.2.1]oct-3-yl]-exo-ethanoyl)-5-ethynyl-pyrrolidin-2-carbonitrile trifluoroacetic acid salt;

(2S, 5R)-1-((2S)-2-Amino-2- [8-(2-fluoropyridin-4-carbonyl)- 8-aza- bicyclo [3.2.1]- oct-3-yl]-exo-ethanoyl)-5-ethynyl-pyrrolidin-2-carbonitrile trifluoroacetic acid salt;

20

(2S, 5R)-1-((2S)-2-Amino-2-[8-(benzo[1,3]dioxole-5-carbonyl)-8-aza-bicyclo [3.2.1] oct-3-yl]-exo-ethanoyl)-5-ethynyl-pyrrolidin-2-carbonitrile trifluoroacetic acid salt;

(1S, 3S, 5S)-2-((2S)-2-Amino-2-[8-(2-methoxyphenylthiocarbonyl)-8-aza-bicyclo [3.2.1]oct-3-yl]-exo-ethanoyl)-2-azabicyclo[3.1.0] hexane -3-carbonitrile trifluoroacetic acid salt;

25

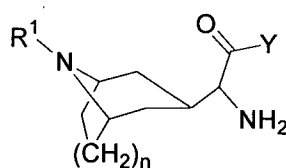
(1S, 3S, 5S)-2-((2S)-2-Amino-2-[8-(1-acetyl-piperidine-4-carbonyl)-8-aza-bicyclo [3.2.1]oct-3-yl]-exo-ethanoyl)-2-azabicyclo[3.1.0] hexane -3-carbonitrile trifluoroacetic acid salt;

30

(2S)-1-{2- Amino-2- [9-(4-trifluoromethyl-benzoyl)-9-azabicyclo [3.3.1] non-3-yl]-exo-ethanoyl}-pyrrolidin-2-carbonitrile trifluoro acetic acid salt and its diastereomers.

3. A process for preparation of a compound of formula (A),

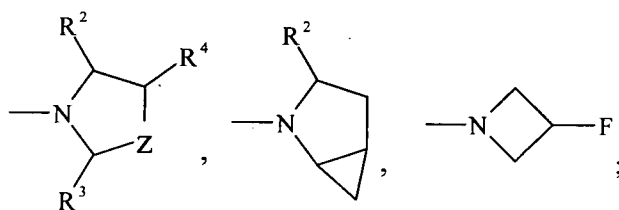
5



their optical isomers and pharmaceutically acceptable salts thereof, wherein,
n = 1, 2

10

Y is selected from the groups



wherein, Z represents CH₂, -S-, CHF;

R¹ is selected from groups consisting of

- i) Hydrogen;
- 15 ii) C₁-C₈alkyl (straight or branched) substituted with 1 to 3 substituents selected from halogens, such as pentyl, trifluoropropyl;
- iii) cycloalkyl or cycloalkenyl having 3-10 carbon atoms such as cyclohexyl or cyclohex-2-enyl;
- iv) cycloalkylmethyl having 4-10 carbon atoms such as cyclohexyl methyl;
- 20 v) Bridged polycycloalkyl methyl having 5 to 12 carbon atoms such as adamantyl methyl;
- vi) phenyl which is unsubstituted or substituted with 1-3 substituents each independently selected from cyano or methanesulfonyl;
- vii) aralkyl group such as benzyl which is unsubstituted or substituted with 1 to 3 substituents selected from halogens;
- 25 viii) heteroaryl group such as pyridyl substituted with cyano;

- ix) heteroaralkyl group such as pyridyl methyl;
- x) aralkoxyalkyl group such as benzyloxy ethyl;
- xi) SO_2R^5 ; where R^5 is methyl, thiophenyl, or phenyl unsubstituted or substituted with 1 to 3 fluoro;
- 5 xii) $-\text{CONHR}^6$ or $-\text{CSNHR}^6$ or $-\text{CONHSO}_2\text{R}^6$; where R^6 is phenyl unsubstituted or substituted with chloro, fluoro, trifluoromethyl or methoxy;
- xiii) $\text{R}^7\text{CO}-$, wherein R^7 is selected from
- a. unsubstituted phenyl or substituted with 1 to 3 substituents selected from halogen, trifluoromethyl, cyano;
- 10 b. benzo[1,3]dioxolyl;
- c. adamantyl;
- d. heteroaryl such as thiophenyl; furyl; pyrazinyl; pyridyl unsubstituted or substituted with a substituent selected from halogen, cyano, methyl, benzyloxy;
- 15 e. N-acetylpiperidinyl;
- f. Cyclohexyl;
- g. Pyridine methyl;

20 R^2 is selected from hydrogen, CN, COOH, or isosteres of COOH, wherein said isosteres of COOH are selected from the groups consisting of esters, tetrazole, acid anhydrides, CH_2OH , CH_2OBn , CONHOH , CONH_2 ;

R^3 is selected from hydrogen, $-\text{CN}$, $\text{C}_2\text{-C}_5$ alkynyl;

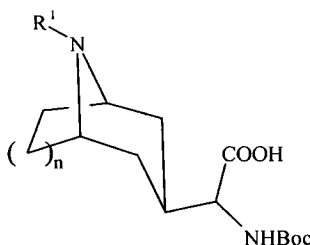
R^4 is selected from hydrogen or fluoro;

25

which comprises the steps of:

(a) reaction of a compound of formula (VIII) or (XIX) or optical isomers thereof,

166



(n = 1: compound VIII, n = 2: compound XIX)

R¹ is selected from groups consisting of

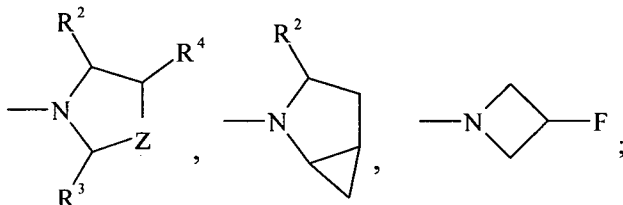
- i) C₁-C₈alkyl (straight or branched) substituted with 1 to 3 substituents selected from halogens, such as pentyl, trifluoropropyl;
- ii) Cycloalkyl or cycloalkenyl having 3-10 carbon atoms such as cyclohexyl or cyclohex-2-enyl;
- iii) cycloalkylmethyl having 4-10 carbon atoms such as cyclohexyl methyl;
- iv) Bridged polycycloalkyl methyl having 5 to 12 carbon atoms such as adamantyl methyl;
- v) phenyl which is unsubstituted or substituted with 1-3 substituents each independently selected from cyano or methanesulfonyl;
- vi) aralkyl group such as benzyl which is unsubstituted or substituted with 1 to 3 substituents selected from halogens;
- vii) heteroaryl group such as pyridyl substituted with cyano;
- viii) heteroaralkyl group such as pyridyl methyl;
- ix) aralkoxyalkyl group such as benzyloxy ethyl;
- x) SO₂R⁵; where R⁵ is methyl, thiophenyl, or phenyl unsubstituted or substituted with 1 to 3 fluoro;
- xi) -CONHR⁶ or -CSNHR⁶ or -CONHSO₂R⁶; where R⁶ is phenyl unsubstituted or substituted with chloro, fluoro, trifluoromethyl or methoxy;
- xii) R⁷CO-, wherein R⁷ is selected from
 - a. unsubstituted phenyl or substituted with 1 to 3 substituents selected from halogen, trifluoromethyl, cyano;
 - b. benzo[1,3]dioxolyl;
 - c. adamantyl;

- d. heteroaryl such as thiophenyl; furyl; pyrazinyl; pyridyl unsubstituted or substituted with a substituent selected from halogen, cyano, methyl, benzyloxy;
- e. N-acetylpiperidinyl;
- 5 f. Cyclohexyl;
- g. Pyridine methyl;

n is 1 or 2;

with a compound of formula Y-H or optical isomers thereof, wherein Y is selected from the fragments of formula

10



wherein, Z represents CH₂, -S-, CHF;

R² is selected from hydrogen, CN, COOH, or isosteres of COOH, wherein said isosteres of COOH are selected from the groups consisting of esters, tetrazole, acid anhydrides, CH₂OH, CH₂OBn, CONHOH, CONH₂;

15

R³ is selected from hydrogen, -CN, C₂-C₅ alkynyl;

R⁴ is selected from hydrogen or fluoro;

under standard peptide coupling conditions using EDCI, dicyclohexyl carbodiimide, HOBT and base such as triethyl amine or diisopropylethyl amine in a solvent such as N,N-dimethylformamide at the temperature ranging between about 0 and 35°C; isolation of the product formed using standard techniques; and purification using suitable organic solvent;

25

wherein,

if R² is -CONH₂, then -CONH₂ group is converted to -CN by treatment of dehydrating agent such as POCl₃;

if R² is -COOH, then such group is converted to -CN by converting it to -CONH₂ and then treating the said amide with dehydrating agent such as POCl₃;

5 if R² is -CN, then -CN group is converted to tetrazole by treatment with sodium azide or organic azides;

(b) deprotection using suitable reagent such as trifluoroacetic acid in suitable solvent such as dichloromethane at a temperature between 0 and 30°C.

10 wherein,

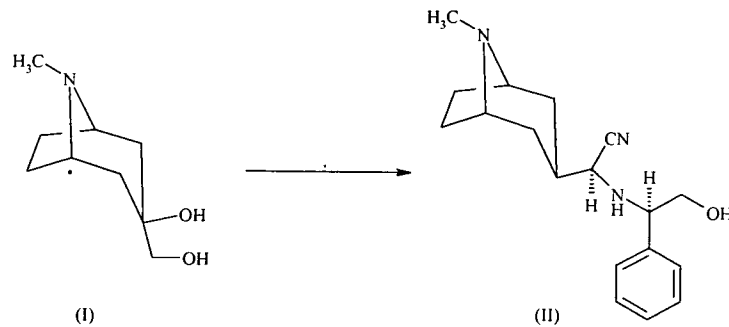
if R¹ is tert-butyl carbonyl group, the said group is converted to -H by hydrolysis using agent such as trifluoroacetic acid;

15 if any of the reactants is in racemic form, the resultant product can be enriched to required stereoisomer by suitable method like column chromatography, fractional crystallization or salt formation at suitable step (a) or (b).

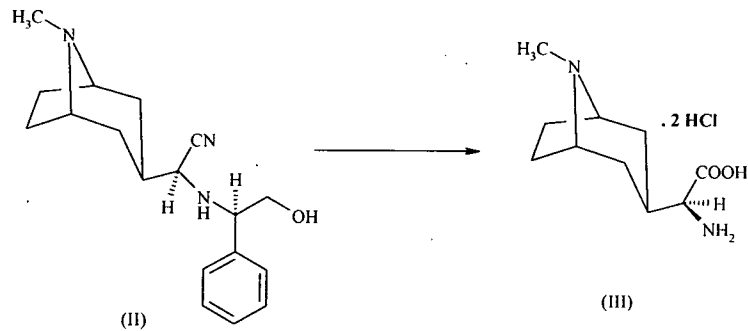
4. A process as claimed in claim 3, wherein 2S isomer of compound of formula VIII, is prepared from 3-Hydroxymethyl-8-methyl-8-aza-bicyclo [3.2.1] octane-3-ol (I) comprising steps of

25 (a) conversion of 3-Hydroxymethyl-8-methyl-8-aza-bicyclo [3.2.1] octane-3-ol (I) to 1-(2-Hydroxy-1-(1R)-phenylethyl amino)-1-(8-methyl-8-aza-bicyclo[3.2.1]-oct-3-yl)-exo-methane-1- (1S)-carbonitrile (II) comprising treatment of sulphuric acid followed by reaction with (R) phenyl glycinol and potassium cyanide followed by diastereomer separation;

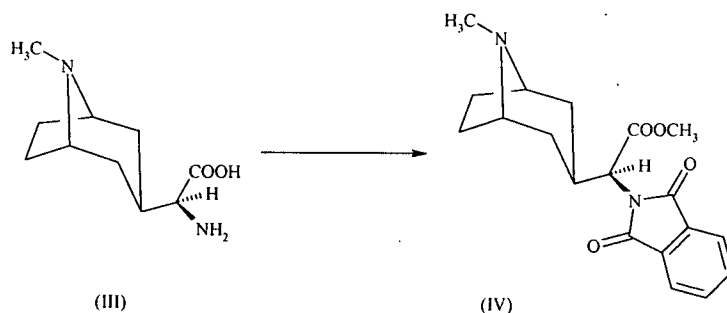
169



(b) conversion of compound of formula II to (2S)-2-Amino-(8-methyl-8-aza-bicyclo[3.2.1]oct-3-yl)-*exo*-acetic acid dihydrochloride (III) comprising first hydrolyzing cyano group to carboxylic acid using hydrochloric acid and then hydrogenating it in presence of palladium hydroxide at suitable pressure of hydrogen such as 80 to 100 psi;



(c) conversion of compound of formula III to Methyl (2S)-2-(1,3-dioxo-1,3-dihydroisindol-2-yl)-2-(8-methyl-8-aza-bicyclo[3.2.1]oct-3-yl)-*exo*-acetate (IV) comprising refluxing compound III in methanol with continuous purging of hydrogen chloride gas to yield Methyl (2S)-2-amino-2-(8-methyl-8-aza-bicyclo[3.2.1]oct-3-yl)-*exo*-acetate, followed by protection of amino group with phthalimido group in presence of base such as triethylamine;

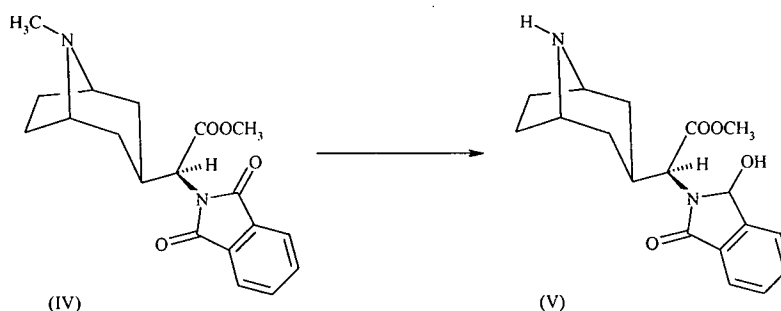


5

10

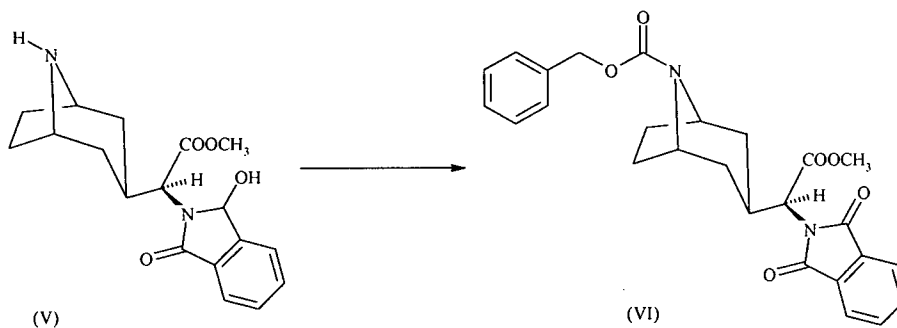
- (d) conversion of compound of formula IV to Methyl-(2S)-2-(1-hydroxy-3-oxo-1,3-dihydroisoindol-2-yl)-2-[8-aza-bicyclo[3.2.1]-oct-3-yl]-exo-acetate (V) comprising treatment with trichloroethyl chloroformate to yield Methyl-(2S)-2-(1,3-dioxo-1,3-dihydroisoindol-2-yl)-2-[8-(2,2,2-trichloro-ethoxy carbonyl)-8-aza-bicyclo[3.2.1]-oct-3-yl]-exo-acetate, followed by treatment of zinc metal in acetic acid;

5



- (e) conversion of compound of formula V to Methyl (2S)-2-(1,3dioxo-1,3-dihydroisoindol-2-yl)-2-[8-(carbobenzyloxy)-8-aza-bicyclo[3.2.1]-oct-3-yl]-exo-acetate (VI) comprising treatment with benzyl chloroformate in presence of a base such as sodium bicarbonate to yield Methyl-(2S)-2-(1-hydroxy-3-oxo-1,3-dihydroisoindol-2-yl)-2-[8-(carbobenzyl oxy)-8-aza-bicyclo[3.2.1]-oct-3-yl]-exo-acetate, followed by Jones oxidation;

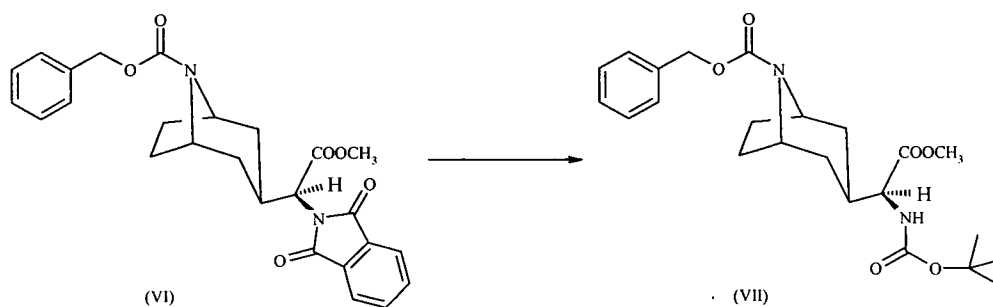
10



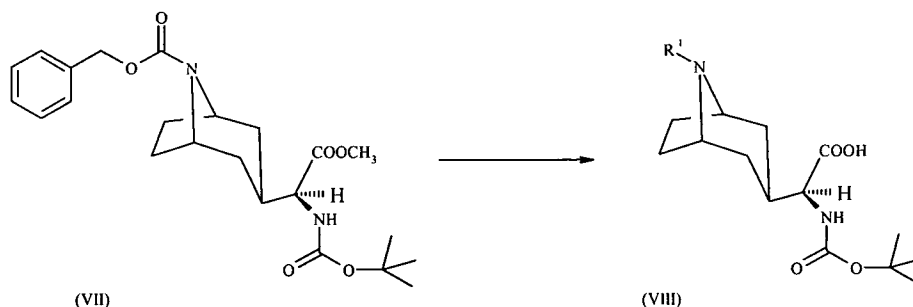
- (f) conversion of compound of formula VI to Methyl-(2S)-2-(*tert*-butoxycarbonyl)-amino-2-[8-(carbobenzyloxy)-8-aza-bicyclo [3.2.1]-oct-3-yl]-exo-acetate (VII) comprising deprotection with hydrazine hydrate to yield Methyl-(2S)-2-amino-2-[8-(carbobenzyloxy)-8-aza-bicyclo [3.2.1]-oct-3-yl]-exo-acetate, followed by protection with *tert*-butoxy carbonyl;

15

171



(g) conversion of compound of formula VII to VIII comprising deprotection followed by condensation with either R^1L , wherein L is a leaving group such as halogen or hydroxy, R^1 is selected from it's definitions 'ii' to 'xi' and 'xiii' for compound of formula 'A'; or with $R^6N=C=O$ or $R^6N=C=S$ or $R^6SO_2N=C=O$ in case of R^1 is selected from definition 'xii' for compound of formula 'A', wherein R^6 is selected from phenyl unsubstituted or substituted with chloro, fluoro, trifluoromethyl or methoxy;



wherein,

if R^1 is cyclohex-2-enyl group, then such group is converted to cyclohexyl by catalytic hydrogenation;

If R^1 is adamantane carbonyl, then such group is converted to adamantane methyl by suitable reduction method;

such that,

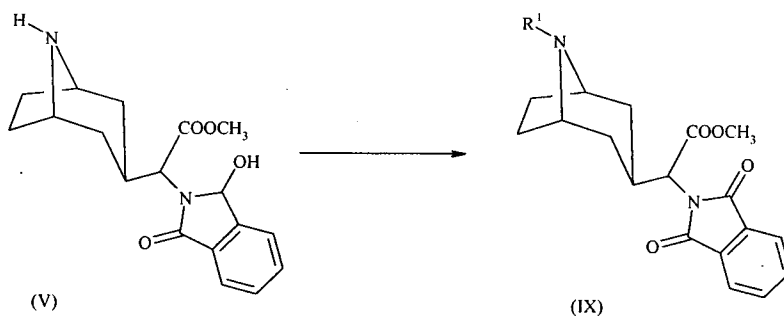
at each step the product is optionally isolated and purified by standard techniques;

5. A process as claimed in claim 4, wherein 2R isomer of compound of formula VIII, wherein, $n = 1$, is prepared from 3-Hydroxymethyl-8-methyl-8-aza-bicyclo [3.2.1] octane-3-ol (I) by replacing (R) phenyl glycinol with (S)-phenyl glycinol.

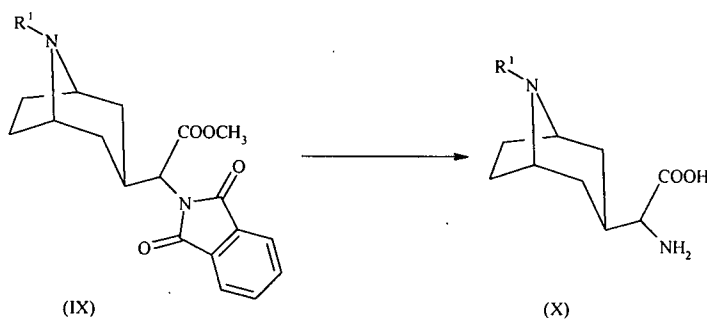
6. A process as claimed in claim 4, wherein racemate (2RS) of compound of formula VIII, wherein, $n = 1$, is prepared from 3-Hydroxymethyl-8-methyl-8-aza-bicyclo [3.2.1] octane-3-ol (I) by replacing (R) phenyl glycinol with (RS)-phenyl glycinol and skipping the step of diastereomer separation.

7. A process as claimed in claim 3, wherein compound of formula VIII or its optical isomers, wherein, $n = 1$, is prepared from compound of formula V comprising steps of

(a) conversion of compound of formula V to IX comprising condensation with either R^1L , wherein L is a leaving group such as halogen or hydroxy, R^1 is selected from it's definitions (v), (vi), (viii), (xi) and (xiii) for compound of formula 'A', or with $R^6N=C=O$ or $R^6N=C=S$ or $R^6SO_2N=C=O$ in case of R^1 is selected from definition 'xii' for compound of formula 'A', wherein R^6 is selected from phenyl unsubstituted or substituted with chloro, fluoro, trifluoromethyl or methoxy; followed by Jones oxidation;



(b) conversion of compound of formula IX to X comprising treatment with hydrazine hydrate in methanol followed by hydrolysis in presence of sodium carbonate in methanol and water;



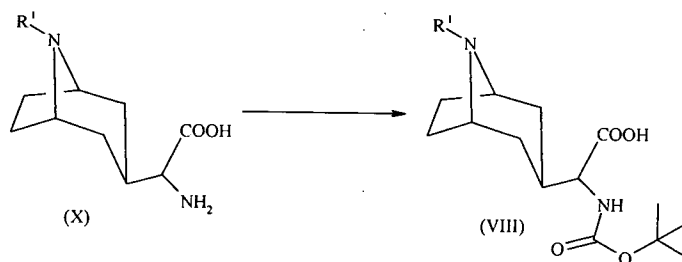
5

10

15

20

- (c) conversion of compound of formula X to VIII comprising protection with tert-butyloxy carbonyl in presence of inorganic base such as potassium carbonate in aprotic polar solvent like N,N-dimethylformamide;



5

such that,

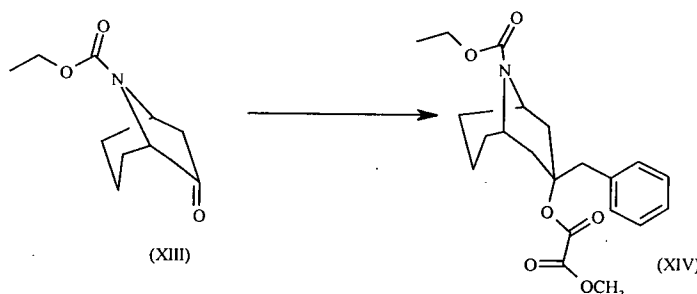
at each step the product was optionally isolated and purified by standard techniques;

8. A process as claimed in claim 3, wherein compound of formula XIX, is prepared from 3-oxo-9-aza-bicyclo [3.3.1] nonane-9-carboxylic acid ethyl ester (XIII) comprising steps of

10

- (a) conversion of 3-oxo-9-aza-bicyclo [3.3.1] nonane-9-carboxylic acid ethyl ester (XIII) to 9-(Ethoxy carbonyl)-3-exo-benzyl-9-aza-bicyclo [3.3.1] non-3-yl methyl oxalate (XIV) comprising treatment with benzyl magnesium halide under Grignard condition and reaction of the product formed with methyl oxalate in a solvent such as dichloromethane in presence of bases such as pyridine, 2,6-lutidine or 4-dimethylaminopyridine;

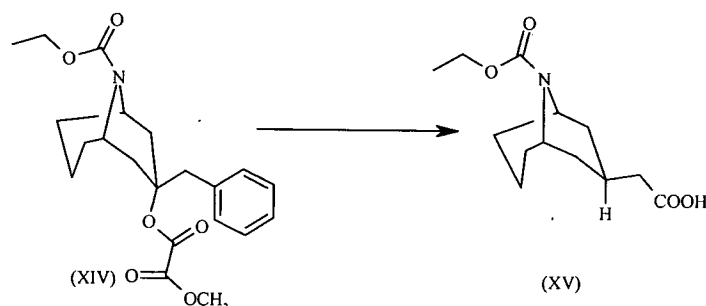
15



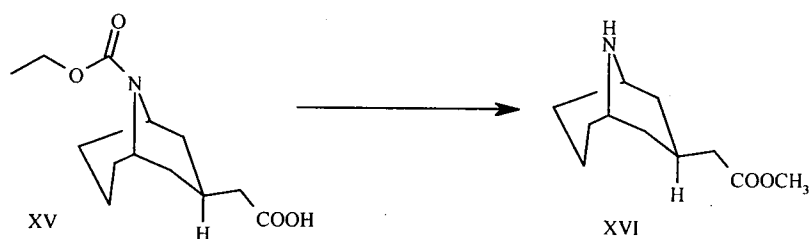
20

- (b) conversion of compound of formula XIV to [9-(Ethoxycarbonyl)-9-azabicyclo [3.3.1] -non-3yl] acetic acid (XV) comprising first treatment with tributyl tin hydride or tris (trimethyl silyl) silane and 2,2'-azobis (2-methyl propionitrile) in a solvent such as toluene, or refluxing compound of formula XIV with dialkyl phosphite and

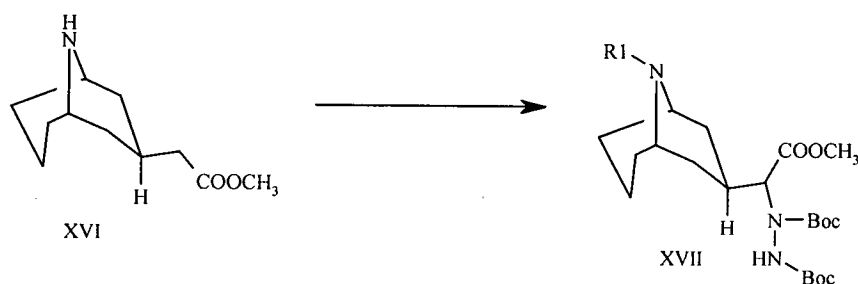
a radical initiator such as benzoyl peroxide in toluene, and further treatment of the resultant product with ruthenium trichloride and periodic acid in a solvent such as carbon tetrachloride, acetonitrile or mixture thereof;



- 5 (c) conversion of compound of formula XV to Methyl -9-azabicyclo [3.3.1]-non-3-yl - acetate (XVI) comprising hydrolysis using hydrochloric acid and further treatment of the resultant product with methanol and sulfuric acid;

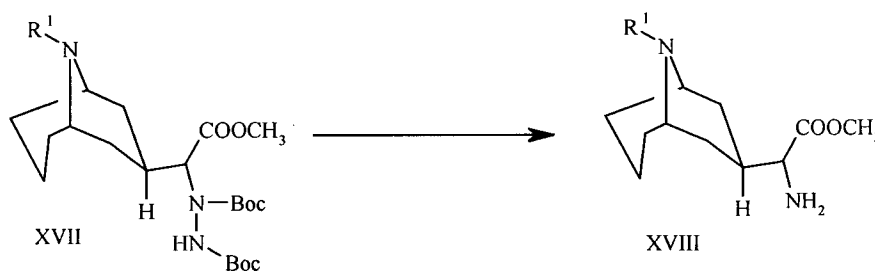


- 10 (d) conversion of compound of formula XVI to compound of formula XVII comprising
 15 condensation with either R^1L , wherein L is a leaving group such as halogen or hydroxy, R^1 is selected from definitions 'ii' to 'vi', viii, x and 'xiii' for compound of formula 'A'; or with $R^6N=C=O$ or $R^6SO_2N=C=O$ in case of R^1 is selected from definition 'xii' for compound of formula 'A', wherein R^6 is selected from phenyl unsubstituted or substituted with chloro, fluoro, trifluoromethyl or methoxy; and further treatment of the resultant product with lithium diisopropylamide and di-tert-butyl-diazine-1,2-dicarboxylate in solvent such as tetrahydrofuran;

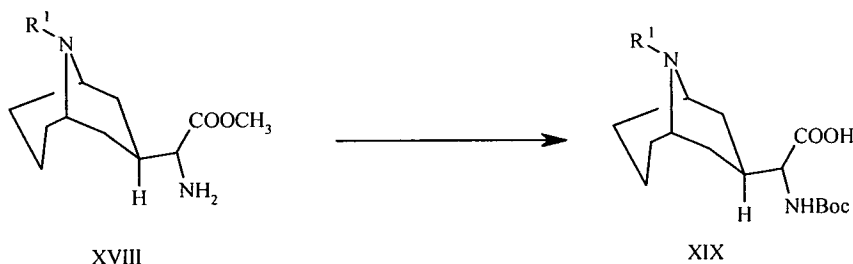


175

- (e) conversion of compound of formula XVII to compound of formula XVIII comprising treatment with trifluoro acetic acid in a suitable solvent such as dichloromethane, and further hydrogenation of the resultant product using suitable catalyst such as Raney Nickel;



- (f) conversion of compound of formula XVIII to compound of formula XIX comprising treatment of compound of formula XVIII with di-*tert*-butyl dicarbonate in presence of base such as triethyl amine in solvent such as dichloromethane followed by ester hydrolysis of the resultant product using suitable reagent;



wherein,

if R^1 is cyclohex-2-enyl group, then such group is converted to cyclohexyl by catalytic hydrogenation;

15 If R^1 is adamantane carbonyl, then such group is converted to adamantane methyl by suitable reduction method;

such that,

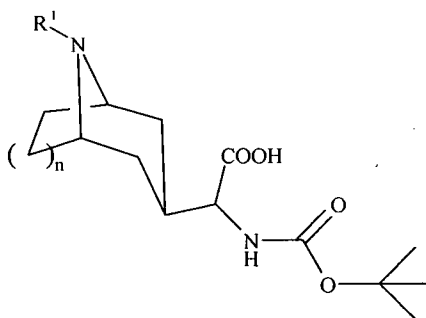
at each step the product is optionally isolated and purified by standard techniques.

20

9. A process as claimed in claim 8, wherein compound of formula XIX is prepared in *exo* configuration by isolating the *exo* conformer of compound of formula XVI of step (c) and proceeding ahead for steps (d), (e) and (f) with the pure *exo* conformer.

5 10. A process as claimed in claim 8, wherein compound of formula XIX is prepared in *endo* configuration by isolating the *endo* conformer of compound of formula XVI of step (c) and proceeding ahead for steps (d), (e) and (f) with the pure *endo* conformer.

10 11. Compounds of the general formula



in *exo* configuration, their methyl esters and optical isomers thereof, wherein,
n = 1 (compound VIII), 2 (compound XIX)

15 R¹ is selected from groups consisting of

- i) C₁-C₈alkyl (straight or branched) substituted with 1 to 3 substituents selected from halogens, such as pentyl, trifluoropropyl.
- ii) cycloalkyl having 3-10 carbon atoms such as cyclohexyl;
- iii) cycloalkylmethyl having 4-10 carbon atoms such as cyclohexyl methyl;
- 20 iv) Bridged polycycloalkyl methyl having 5 to 12 carbon atoms such as adamantyl methyl;
- v) phenyl which is unsubstituted or substituted with 1-3 substituents each independently selected from cyano or methanesulfonyl;
- vi) aralkyl group such as benzyl which is unsubstituted or substituted with 1 to 3
- 25 substituents selected from halogens;
- vii) heteroaryl group such as pyridyl substituted with cyano;

- viii) heteroaralkyl group such as pyridyl methyl;
- ix) aralkoxyalkyl group such as benzyloxy ethyl;
- x) SO_2R^5 ; where R^5 is methyl, thiophenyl, or phenyl unsubstituted or substituted with 1 to 3 fluoro;
- 5 xi) $-\text{CONHR}^6$ or $-\text{CSNHR}^6$ or $-\text{CONHSO}_2\text{R}^6$; where R^6 is phenyl unsubstituted or substituted with chloro, fluoro, trifluoromethyl or methoxy;
- xii) $\text{R}^7\text{CO}-$, wherein R^7 is selected from
- a. unsubstituted phenyl or substituted with 1 to 3 substituents selected from halogen, trifluoromethyl, cyano;
- 10 b. benzo[1,3]dioxolyl;
- c. adamantyl;
- d. heteroaryl such as thiophenyl; furyl; pyrazinyl; pyridyl unsubstituted or substituted with a substituent selected from halogen, cyano, methyl, benzyloxy;
- 15 e. N-acetylpiperidinyl;
- f. Cyclohexyl;
- g. Pyridine methyl;

12. A compound its stereoisomers, racemates, methylesters thereof as claimed in claim 20 11, wherein, the compound of the general formula VIII is selected from

(2S)-2-(*tert*-Butoxycarbonyl)-amino-2-[8-(2,4,5-trifluorobenzoyl)-8-aza-bicyclo [3.2.1]-oct-3-yl]-*exo*-ethanoic acid;

25 (2S)-2-(*tert*-Butoxycarbonyl)-amino-2-[8-(4-trifluoromethylbenzoyl)-8-aza-bicyclo [3.2.1]-oct-3-yl]-*exo*-ethanoic acid;

(2S)-2-(*tert*-Butoxycarbonyl)-amino-2-[8-(adamantane-1-carbonyl)-8-aza-bicyclo [3.2.1]-oct-3-yl]-*exo*-ethanoic acid;

30 (2S)-2-(*tert*-Butoxycarbonyl)-amino-2-[8-(pyridine-4-carbonyl)-8-aza-bicyclo [3.2.1]-oct-3-yl]-*exo*-ethanoic acid;

(2S)-2-(*tert*-Butoxycarbonyl)-amino-2-[8-(4-cyano-benzoyl)-8-aza-bicyclo [3.2.1]-oct-3-yl]-*exo*-ethanoic acid;

5 (2S)-2-(*tert*-Butoxycarbonyl)-amino-2-[8-(2,5-difluorobenzoyl)-8-aza-bicyclo [3.2.1]-oct-3-yl]-*exo*-ethanoic acid;

(2S)-2-(*tert*-Butoxycarbonyl)-amino-2-[8-(2-fluoropyridine-4-carbonyl)-8-aza-bicyclo [3.2.1]-oct-3-yl]-*exo*-ethanoic acid;

10

(2R)-2-(*tert*-Butoxycarbonyl)-amino-2-[8-(2-fluoropyridin-4-carbonyl)-8-aza-bicyclo [3.2.1]-oct-3-yl]-*exo*-ethanoic acid;

(2S)-2-(*tert*-Butoxycarbonyl)-amino-2-[8-(2,4,5-trifluorobenzyl)-8-aza-bicyclo [3.2.1]-oct-3-yl]-*exo*-ethanoic acid;

15

(2S)-2-(*tert*-Butoxycarbonyl)-amino-2-[8-(cyclohexylmethyl)-8-aza-bicyclo [3.2.1]-oct-3-yl]-*exo*-ethanoic acid;

20

(2S)-2-(*tert*-Butoxycarbonyl)-amino-2-[8-(4-trifluoromethyl-phenyl carbamoyl)-8-aza-bicyclo [3.2.1]-oct-3-yl]-*exo*-ethanoic acid;

(2S)-2-(*tert*-Butoxycarbonyl)-amino-2-[8-(2-fluoropyridine-3-carbonyl)-8-aza-bicyclo [3.2.1]-oct-3-yl]-*exo*-ethanoic acid;

25

(2S)-2-(*tert*-Butoxycarbonyl)-amino-2-[8-(pyridine-3-carbonyl)-8-aza-bicyclo [3.2.1]-oct-3-yl]-*exo*-ethanoic acid;

30

(2S)-2-(*tert*-Butoxycarbonyl)-amino-2-[8-(thiophene-2-carbonyl)-8-aza-bicyclo [3.2.1]-oct-3-yl]-*exo*-ethanoic acid;

(2S)-2-(*tert*-Butoxycarbonyl)-amino-2-[8-(pyrazine-2-carbonyl)-8-aza-bicyclo [3.2.1]-oct-3-yl]-*exo*-ethanoic acid;

5

(2R)-2-(*tert*-Butoxycarbonyl)-amino-2-[8-(pyrazine-2-carbonyl)-8-aza-bicyclo [3.2.1]-oct-3-yl]-*exo*-ethanoic acid;

(2S)-2-(*tert*-Butoxycarbonyl)-amino-2-[8-(pyridine-2-carbonyl)-8-aza-bicyclo [3.2.1]-oct-3-yl]-*exo*-ethanoic acid;

10

(2S)-2-(*tert*-Butoxycarbonyl)-amino-2-[8-(furan-2-carbonyl)-8-aza-bicyclo [3.2.1]-oct-3-yl]-*exo*-ethanoic acid;

(2S)-2-(*tert*-Butoxycarbonyl)-amino-2-[8-(3-fluoropyridine-4-carbonyl)-8-aza-bicyclo [3.2.1]-oct-3-yl]-*exo*-ethanoic acid;

15

(2S)-2-(*tert*-Butoxycarbonyl)-amino-2-[8-(3,5-difluorobenzene sulfonyl)-8-aza-bicyclo [3.2.1]-oct-3-yl]-*exo*-ethanoic acid;

20

(2S)-2-(*tert*-Butoxycarbonyl)-amino-2-[8-(benzo[1,3]dioxole-5-carbonyl)-8-aza-bicyclo [3.2.1]-oct-3-yl]-*exo*-ethanoic acid;

(2S)-2-(*tert*-Butoxycarbonyl)-amino-2-[8-(3,3,3-trifluoro propyl)-8-aza-bicyclo [3.2.1]-oct-3-yl]-*exo*-ethanoic acid;

25

(2S)-2-(*tert*-Butoxycarbonyl)-amino-2-[8-(benzyloxy-ethyl)-8-aza-bicyclo [3.2.1]-oct-3-yl]-*exo*-ethanoic acid;

(2S)-2-(*tert*-Butoxycarbonyl)-amino-2-[8-(5-cyanopyridin-2-yl)-8-aza-bicyclo [3.2.1]-oct-3-yl]-*exo*-ethanoic acid;

30

(2S)-2-(*tert*-Butoxycarbonyl)-amino-2-[8-(4-cyano-phenyl)-8-aza-bicyclo [3.2.1]-oct-3-yl]-*exo*-ethanoic acid;

(2S)-2-(*tert*-Butoxycarbonyl)-amino-2-[8-(4-methanesulfonyl phenyl)-8-aza-bicyclo [3.2.1]-oct-3-yl]-*exo*-ethanoic acid;

5 (2S)-2-(*tert*-Butoxycarbonyl)-amino-2-[8-(2-pyridin-4-yl-acetyl)-8-aza-bicyclo [3.2.1]-oct-3-yl]-*exo*-ethanoic acid;

(2S)-2-(*tert*-Butoxycarbonyl)-amino-2-[8-(pyridin-4-yl-methyl)-8-aza-bicyclo [3.2.1]-oct-3-yl]-*exo*-ethanoic acid;

10

(2S)-2-(*tert*-Butoxycarbonyl)-amino-2-[8-(methanesulfonyl)-8-aza-bicyclo [3.2.1]-oct-3-yl]-*exo*-ethanoic acid;

15

(2S)-2-(*tert*-Butoxycarbonyl)-amino-2-[8-(thiophene-2-sulfonyl)-8-aza-bicyclo [3.2.1]-oct-3-yl]-*exo*-ethanoic acid;

(2S)-2-(*tert*-Butoxycarbonyl)-amino-2-[8-(cyclohexane-carbonyl)-8-aza-bicyclo [3.2.1]-oct-3-yl]-*exo*-ethanoic acid;

20

(2S)-2-(*tert*-Butoxycarbonyl)-amino-2-[8-(1-ethyl-propyl)-8-aza-bicyclo [3.2.1]-oct-3-yl]-*exo*-ethanoic acid;

(2S)-2-(*tert*-Butoxycarbonyl)-amino-2-[8-(cyclohexyl)-8-aza-bicyclo [3.2.1]-oct-3-yl]-*exo*-ethanoic acid;

25

(2S)-2-(*tert*-Butoxycarbonyl)-amino-2-[8-(4-chlorophenylsulfonyl-carbamoyl)-8-aza-bicyclo [3.2.1]-oct-3-yl]-*exo*-ethanoic acid;

30

(2S)-2-(*tert*-Butoxycarbonyl)-amino-2-[8-(2-methoxyphenyl-thio-carbamoyl)-8-aza-bicyclo [3.2.1]-oct-3-yl]-*exo*-ethanoic acid;

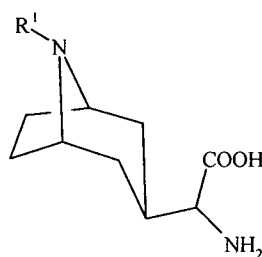
(2S)-2-(*tert*-Butoxycarbonyl)-amino-2-[8-(1-acetyl-piperidine-4-carbonyl)-8-aza-bicyclo [3.2.1]-oct-3-yl]-*exo*-ethanoic acid;

5 (2S)-2-(*tert*-Butoxycarbonyl)-amino-2-[8-(adamantan-1-yl- methyl)-8-aza-bicyclo [3.2.1]-oct-3-yl]-*exo*-ethanoic acid;

(2S)-2-(*tert*-Butoxycarbonyl)-amino-2-[8-(*tert*-butoxycarbonyl)-8-aza-bicyclo [3.2.1]- oct-3-yl]-*exo*-ethanoic acid;

10 2-(*tert*-Butoxy carbonyl) amino-2- {9-(4-trifluoromethyl benzoyl)-9-azabicyclo [3.3.1] non-3-yl}-*exo*-ethanoic acid.

13. Compounds of the general formula X in *exo* configuration,



15

their methyl esters and optical isomers thereof, wherein,

R¹ is selected from groups consisting of

- i) C₁-C₈alkyl (straight or branched) substituted with 1 to 3 substituents selected from halogens, such as pentyl, trifluoropropyl.
- 20 ii) cycloalkyl having 3-10 carbon atoms such as cyclohexyl;
- iii) cycloalkylmethyl having 4-10 carbon atoms such as cyclohexyl methyl;
- iv) Bridged polycycloalkyl methyl having 5 to 12 carbon atoms such as adamantyl methyl;
- v) phenyl which is unsubstituted or substituted with 1-3 substituents each
- 25 independently selected from cyano or methanesulfonyl;
- vi) aralkyl group such as benzyl which is unsubstituted or substituted with 1 to 3 substituents selected from halogens;

- vii) heteroaryl group such as pyridyl substituted with cyano;
- viii) heteroaralkyl group such as pyridyl methyl;
- ix) aralkoxyalkyl group such as benzyloxy ethyl;
- x) SO_2R^5 ; where R^5 is methyl, thiophenyl, or phenyl unsubstituted or substituted with 1 to 3 fluoro;
- 5 xi) $-\text{CONHR}^6$ or $-\text{CSNHR}^6$ or $-\text{CONHSO}_2\text{R}^6$; where R^6 is phenyl unsubstituted or substituted with chloro, fluoro, trifluoromethyl or methoxy;
- xii) $\text{R}^7\text{CO}-$, wherein R^7 is selected from
- 10 a. unsubstituted phenyl or substituted with 1 to 3 substituents selected from halogen, trifluoromethyl, cyano;
- b. benzo[1,3]dioxolyl;
- c. adamantyl;
- d. heteroaryl such as thiophenyl; furyl; pyrazinyl; pyridyl unsubstituted or substituted with a substituent selected from halogen, cyano, methyl, benzyloxy;
- 15 e. N-acetylpiperidinyl;
- f. Cyclohexyl;
- g. Pyridine methyl.

- 20 14. A compound its stereoisomers, racemates, methylesters thereof as claimed in claim 13, wherein, the compound of the general formula X is selected from,

(2S)-2-Amino-2-[8-(2,4,5-trifluorobenzoyl)-8-aza-bicyclo [3.2.1]-oct-3-yl]-exo-ethanoic acid;

25

(2S)-2-Amino-2-[8-(4-trifluoromethylbenzoyl)-8-aza-bicyclo [3.2.1]-oct-3-yl]-exo-ethanoic acid;

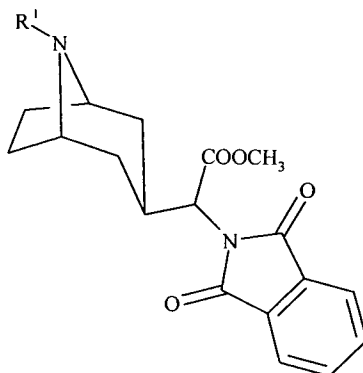
30

(2S)-2-Amino-2-[8-(adamantane-1-carbonyl)-8-aza-bicyclo [3.2.1]-oct-3-yl]-exo-ethanoic acid;

(2S)-2-Amino-2-[8-(4-trifluoromethyl-phenyl carbamoyl)-8-aza-bicyclo [3.2.1]-oct-3-yl]-*exo*-ethanoic acid.

15. Compounds of the general formula IX in *exo* configuration,

5



and optical isomers thereof, wherein,

R¹ is selected from groups consisting of

- 10
- i) C₁-C₈alkyl (straight or branched) substituted with 1 to 3 substituents selected from halogens, such as pentyl, trifluoropropyl.
 - ii) cycloalkyl having 3-10 carbon atoms such as cyclohexyl;
 - iii) cycloalkylmethyl having 4-10 carbon atoms such as cyclohexyl methyl;
 - iv) Bridged polycycloalkyl methyl having 5 to 12 carbon atoms such as adamantyl methyl;

15

 - v) phenyl which is unsubstituted or substituted with 1-3 substituents each independently selected from cyano or methanesulfonyl;
 - vi) aralkyl group such as benzyl which is unsubstituted or substituted with 1 to 3 substituents selected from halogens;
 - vii) heteroaryl group such as pyridyl substituted with cyano;

20

 - viii) heteroaralkyl group such as pyridyl methyl;
 - ix) aralkoxyalkyl group such as benzyloxy ethyl;
 - x) SO₂R⁵; where R⁵ is methyl, thiophenyl, or phenyl unsubstituted or substituted with 1 to 3 fluoro;

25

 - xi) -CONHR⁶ or -CSNHR⁶ or -CONHSO₂R⁶; where R⁶ is phenyl unsubstituted or substituted with chloro, fluoro, trifluoromethyl or methoxy;

- xii) R^7CO- , wherein R^7 is selected from
- a. unsubstituted phenyl or substituted with 1 to 3 substituents selected from halogen, trifluoromethyl, cyano;
 - b. benzo[1,3]dioxolyl;
 - 5 c. adamantyl;
 - d. heteroaryl such as thiophenyl; furyl; pyrazinyl; pyridyl unsubstituted or substituted with a substituent selected from halogen, cyano, methyl, benzyloxy;
 - e. N-acetylpiperidinyl;
 - 10 f. Cyclohexyl;
 - g. Pyridine methyl.

16. A compound its stereoisomers, and racemates thereof as claimed in claim 15, wherein, the compound of the general formula IX is selected from,

15 Methyl-(2S)-2-(1,3-dioxo-1,3-dihydroisoindol-2-yl)-2-[8-(2,4,5-trifluorobenzoyl)-8-aza-bicyclo[3.2.1]-oct-3-yl]-*exo*-acetate;

20 Methyl-(2S)-2-(1,3-dioxo-1,3-dihydroisoindol-2-yl)-2-[8-(4-trifluoromethylbenzoyl)-8-aza-bicyclo[3.2.1]-oct-3-yl]-*exo*-acetate;

25 Methyl-(2S)-2-(1,3-dioxo-1,3-dihydroisoindol-2-yl)-2-[8-(adamantane-1-carbonyl)-8-aza-bicyclo[3.2.1]-oct-3-yl]-*exo*-acetate;

Methyl-(2S)-2-(1,3-dioxo-1,3-dihydroisoindol-2-yl)-2-[8-(4-trifluoromethyl-phenyl carbamoyl)-8-aza-bicyclo[3.2.1]-oct-3-yl]-*exo*-acetate.

30 17. Compounds, their stereoisomers, their racemates and salts thereof useful for the synthesis of compound of formula 'A' as listed below,

1-(2-Hydroxy-1-phenylethyl amino)-1-(8-methyl-8-aza-bicyclo[3.2.1]-oct-3-yl)-exo-methane-1- carbonitrile;

5 1-(2-Hydroxy-1-phenylethyl amino)-1-(8-methyl-8-aza-bicyclo[3.2.1]-oct-3-yl)- exo-methane-1-carboxylic acid;

2-Amino-(8-methyl-8-aza-bicyclo[3.2.1]oct-3-yl)-exo-acetic acid;

10 Methyl-2-amino-2-(8-methyl-8-aza-bicyclo[3.2.1]-oct-3-yl)- exo-acetate;

Methyl-2-(1,3-dioxo-1,3-dihydroisoindol-2-yl)-2-(8-methyl-8-aza-bicyclo [3.2.1]oct-3-yl)- exo-acetate;

15 Methyl-2-(1,3-dioxo-1,3-dihydroisoindol-2-yl)-2-[8-(2,2,2-trichloro-ethyloxy carbonyl)-8-aza-bicyclo[3.2.1]-oct-3-yl]-exo-acetate;

Methyl-2-(1-hydroxy-3-oxo-1,3-dihydroisoindol-2-yl)-2-[8-aza-bicyclo[3.2.1]-oct-3-yl]-exo-acetate;

20 Methyl-2-(1-hydroxy- 3-oxo-1,3-dihydroisoindol-2-yl)-2-[8-(carbobenzyloxy)-8-aza-bicyclo[3.2.1]-oct-3-yl]-exo-acetate;

25 Methyl-2-(1,3dioxo-1,3-dihydroisoindol-2-yl)-2-[8-(carbobenzyloxy)-8-aza- bicyclo [3.2.1]-oct-3-yl]-exo-acetate;

Methyl-2-amino-2-[8-(carbobenzyloxy)-8-aza-bicyclo[3.2.1]-oct-3-yl]-exo-acetate;

30 Methyl-2-(*tert*-butoxycarbonyl)-amino-2-[8-(carbobenzyloxy)-8-aza-bicyclo [3.2.1]-oct-3-yl]-exo-acetate;

Methyl-2-(*tert*-butoxycarbonyl)-amino-2-[-8-aza-bicyclo [3.2.1]-oct-3-yl]-exo-acetate;

3-Benzyl-3-hydroxy-9-aza-bicyclo [3.3.1] nonane-9-carboxylic acid ethyl ester;

9-(Ethoxy carbonyl)-3-*exo*-benzyl-9-aza-bicyclo [3.3.1] non-3-yl methyl oxalate;

5

Ethyl-3-benzyl-9-aza-bicyclo [3.3.1] nonane-9-carboxylate;

[9-(Ethoxycarbonyl)-9-azabicyclo [3.3.1] -non-3yl] acetic acid;

10

9-Azabicyclo [3.3.1] non-3-yl acetic acid hydrochloride;

Methyl -9-azabicyclo [3.3.1]-non-3-yl -acetate and *exo* and *endo* conformer thereof;

Methyl {9-[4(trifluoromethyl)-9-azabicyclo [3.3.1] non-3-yl] - acetate and *exo* and *endo*
15 conformer thereof;

Methyl -2-(1,2-di-*tert*-butyloxy carbonyl hydrazine)-2-[9-(4-trifluoromethyl benzoyl)-9-
azabicyclo [3.3.1]-non-3-yl]-acetate and *exo* and *endo* conformer thereof;

20

Methyl-2- (hydrazino)-2-[9-(4-trifluoromethyl benzoyl)-9-azabicyclo [3.3.1]-non-3-yl]-
acetate di trifluoro acetic acid salt and *exo* and *endo* conformer thereof;

Methyl amino {9-[4-(trifluoro methyl) benzoyl]-9-azabicyclo [3.3.1] non-3-yl}- acetate and
exo and *endo* conformer thereof;

25

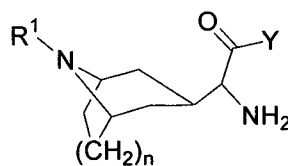
Methyl-2- (*tert*-butoxy carbonyl) amino-2- {9-[4-(trifluoromethyl) benzoyl]-9-azabicyclo
[3.3.1] non-3-yl}-acetate and *exo* and *endo* conformer thereof.

(1R, 3R, 5R)-2-aza-bicyclo [3.1.0]-hexane-3-carboxamide trifluoro acetic acid salt

30

18. A pharmaceutical composition, which comprises a compound of formula (A) as defined
in claim 1 and a pharmaceutically acceptable carrier, diluent, excipients.

187



(A)

19. A pharmaceutical composition as claimed in claim 18, in the form of a tablet, capsule,
5 suspension, powder, syrup, and solution.
20. A method of preventing or treating hyperlipidemia, hypercholesterolemia,
hypertriglyceridemia, hyperglycemia, impaired glucose tolerance, obesity,
10 atherosclerosis, insulin resistance or diseases in which the underlying cause is insulin
resistance or related diseases, which comprises administering of compound of formula
(I) or a pharmaceutical composition as claimed in claims 18 or 19.
21. A method according to claim 20, wherein the disease is type-2 diabetes and insulin
15 resistance, impaired glucose tolerance, dyslipidemia and disorders related to
Syndrome X such as hypertension, obesity, eating disorders, hyperlipidemia,
atherosclerosis, coronary artery disease, cardiovascular disorders, diseases related to
endothelial dysfunction, nephropathy, neuropathy, retinopathy, osteoporosis,
polycystic ovary syndrome, pancreatitis, inflammatory bowel diseases, xanthoma or
20 cancer.
22. A method of reducing plasma glucose, triglycerides, total cholesterol, LDL, VLDL or
free fatty acids or increasing HDL in the plasma, which comprises administering a
compound of formula (A), claimed in claim 1 or a pharmaceutical composition as
25 claimed in claims 18 and 19 or in combination with HMGCoA reductase inhibitors,
fibrates, nicotinic acid, cholestyramine, which may be administered together or within
such a period as to act synergistically together.

30

INTERNATIONAL SEARCH REPORT

PCT/IN2008/000600

A. CLASSIFICATION OF SUBJECT MATTER

INV. C07D451/02 C07D451/14 A61K31/439 A61P37/08

According to International Patent Classification (IPC) or to both national classification and IPC

B. FIELDS SEARCHED

Minimum documentation searched (classification system followed by classification symbols)

C07D A61K A61P

Documentation searched other than minimum documentation to the extent that such documents are included in the fields searched

Electronic data base consulted during the international search (name of data base and, where practical, search terms used)

EPO-Internal, BEILSTEIN Data, CHEM ABS Data

C. DOCUMENTS CONSIDERED TO BE RELEVANT

Category*	Citation of document, with indication, where appropriate, of the relevant passages	Relevant to claim No.
A	US 7 183 290 B2 (HAFFNER CURT DALE [US] ET AL) 27 February 2007 (2007-02-27) cited in the application claim 20	1-22
A	EP 1 541 551 A (YAMANOUCI PHARMA CO LTD [JP] ASTELLAS PHARMA INC [JP]) 15 June 2005 (2005-06-15) abstract compounds 12 and 13 of table 5 compounds P11 and P12 of table 8	1-22

Further documents are listed in the continuation of Box C.

See patent family annex.

* Special categories of cited documents :

- *A* document defining the general state of the art which is not considered to be of particular relevance
- *E* earlier document but published on or after the international filing date
- *L* document which may throw doubts on priority claim(s) or which is cited to establish the publication date of another citation or other special reason (as specified)
- *O* document referring to an oral disclosure, use, exhibition or other means
- *P* document published prior to the international filing date but later than the priority date claimed

- *T* later document published after the international filing date or priority date and not in conflict with the application but cited to understand the principle or theory underlying the invention
- *X* document of particular relevance: the claimed invention cannot be considered novel or cannot be considered to involve an inventive step when the document is taken alone
- *Y* document of particular relevance: the claimed invention cannot be considered to involve an inventive step when the document is combined with one or more other such documents, such combination being obvious to a person skilled in the art.
- * & * document member of the same patent family

Date of the actual completion of the international search

7 January 2009

Date of mailing of the international search report

16/01/2009

Name and mailing address of the ISA/

European Patent Office, P.B. 5818 Patentlaan 2
NL - 2280 HV Rijswijk
Tel. (+31-70) 340-2040,
Fax: (+31-70) 340-3016

Authorized officer

Matés Valdivielso, J

INTERNATIONAL SEARCH REPORT

PCT/IN2008/000600

Patent document cited in search report		Publication date	Patent family member(s)	Publication date
US 7183290	B2	27-02-2007	AT 370943 T	15-09-2007
			DE 60221983 T2	15-05-2008
			EP 1399433 A2	24-03-2004
			ES 2291477 T3	01-03-2008
			JP 2005500321 T	06-01-2005
			WO 03002553 A2	09-01-2003
			US 2004242636 A1	02-12-2004
EP 1541551	A	15-06-2005	AU 2003281625 A1	09-02-2004
			BR 0312844 A	26-04-2005
			CA 2493339 A1	29-01-2004
			CN 1665785 A	07-09-2005
			WO 2004009544 A1	29-01-2004
			JP 3778207 B2	24-05-2006
			MX PA05000896 A	19-04-2005
			NZ 537658 A	31-08-2006
			RU 2288222 C2	27-11-2006
			US 2005176771 A1	11-08-2005