

Published in final edited form as:

*Org Lett.* 2011 September 2; 13(17): 4712–4715. doi:10.1021/ol201920j.

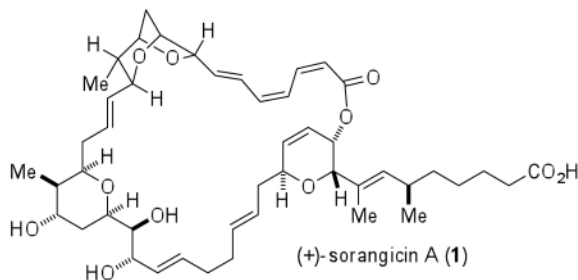
## Formal Synthesis of (+)-Sorangicin A

Michael T. Crimmins, Matthew W. Haley, and Elizabeth A. O'Bryan

Kenan, Caudill, Venable, and Murray Laboratories of Chemistry, University of North Carolina at Chapel Hill, Chapel Hill, North Carolina 27599

Michael T. Crimmins: crimmins@email.unc.edu

### Abstract



The formal synthesis of (+)-sorangicin A was completed by two independent routes. Both approaches feature a cross metathesis reaction to form the C29-C30 bond to arrive at the bicyclic ether/tetrahydropyran fragment. Formation of the C15-C16 olefin to unite the dihydropyran fragment with the rest of the molecule was achieved by either a cross metathesis reaction or a Julia-Kocienski olefination.

(+)-Sorangicin A (**1**) was isolated in 1985 from the gliding bacterium *Sorangium cellulosum* by Höfle and Reichenbach.<sup>1</sup> It exhibits potent antibiotic activity against both Gram-positive (MIC 0.01-0.1  $\mu\text{g/mL}$ ) and Gram-negative bacteria (MIC 3-30  $\mu\text{g/mL}$ ) through inhibition of RNA polymerase *in vivo*.<sup>2</sup> Sorangicin A is comprised of several synthetically challenging structural features including the C30-C37 signature bicyclic ether, C21-C29 tetra-substituted tetrahydropyran, and C1-C15 tri-substituted dihydropyran, all of which are embedded in a 31-membered lactone. Additionally, the macrocyclic skeleton is highly unsaturated featuring a unique and highly sensitive (*Z,Z,E*)-trienoate linkage to which the instability of the natural product towards several reagents has been attributed.<sup>3</sup> The potent antibiotic activity and complex structure of (+)-sorangicin A have prompted several synthetic approaches<sup>4</sup> culminating in a total synthesis by the Smith group.<sup>5</sup>

Herein we describe two approaches towards C1-C38 fragment **2**, an advanced intermediate in Smith's total synthesis of (+)-sorangicin A (**1**). Our synthetic approach involved the preparation of three orthogonally differentiated core fragments: bicyclic ether **3**, tetrahydropyran **4**, and dihydropyran **5** or **6**, which would allow us to investigate a variety of coupling strategies (Scheme 1).

Our initial retrosynthetic plan involved the use of a cross metathesis reaction to form both the C29-C30 and C15-C16 olefins; however, a low yield for the second cross metathesis

Correspondence to: Michael T. Crimmins, crimmins@email.unc.edu.

 Supporting Information **Available** Experimental details and spectral data for new compounds. This material is available free of charge via the Internet at <http://pubs.acs.org>.

reaction prompted investigation of a Julia-Kocienski olefination, also used in Smith's synthesis, to form the C15-C16 bond.

Initial efforts were focused on the synthesis of tetrahydropyran (THP) **4** (Scheme 2). We envisioned that this fragment could be prepared via an acid-catalyzed epoxide-opening cascade, similar to our previously reported route used for the preparation of bicyclic ether **3**.<sup>6</sup> To begin, a cross metathesis reaction<sup>7</sup> between known aldehyde **7**<sup>8</sup> and diacetate **8** was performed with Grubbs second generation catalyst (G2) to deliver cross metathesis adduct **9** in 67% yield. Subsequent Brown asymmetric allylation<sup>9</sup> of aldehyde **9** with (+)-Ipc<sub>2</sub>B-allyl gave rise to diol **10** in 86% yield after basic workup. Allylic alcohol **10** was employed in a Sharpless asymmetric epoxidation reaction,<sup>10</sup> which upon acidic workup of the intermediate epoxy alcohol, initiated the epoxide-opening/cyclization to arrive at the cyclic ether. Finally, protection of the diol as the bis-triethylsilyl (TES) ether delivered THP **4** in 62% yield over the two step sequence.

With a route towards both THP **4** and bicyclic ether **3**, cross metathesis to form the C29-C30 bond was explored. The desired cross metathesis substrate, bicyclic ether **11**, was prepared by a three step sequence of acylation, ozonolysis, and methylenation<sup>11</sup> from previously prepared bicyclic ether **3**<sup>6</sup> in 85% yield (Scheme 3). Elaboration of THP **4** to incorporate the C16-C20 fragment was also carried out prior to the key cross metathesis reaction. Toward this end, selective cleavage and oxidation of the primary TES ether was realized upon subjection of THP **4** to modified Swern conditions.<sup>12</sup> The vinyl zinc species generated *in situ* from C16-C20 vinyl iodide **12**, underwent a Felkin-Anh controlled addition to the aldehyde to introduce the C21 stereocenter as an 8:1 mixture of separable diastereomers. Subsequent conversion of the 1,2-diol to the acetonide by a two step sequence afforded dihydropyran **13** in 66% yield over the four steps.

The cross metathesis reaction between bicyclic ether **11** and THP fragment **13** was accomplished in 40% yield, 69% based on recovered bicyclic ether **11**, upon addition of THP **13** dropwise over several hours to a solution of bicyclic ether **11** and Grubbs 2<sup>nd</sup> generation catalyst. Removal of the TIPS protecting group, followed by Lindlar reduction of the alkyne,<sup>13</sup> and subsequent adjustment of the C25 and C37 protecting groups provided terminal olefin **16** in 55% yield over the six step sequence.

Having developed an efficient route towards bicyclic ether THP/fragment **16**, synthesis and incorporation of the dihydropyran (DHP) fragment was next explored. The synthesis of the dihydropyran fragment commenced with a Wittig, reduction, oxidation sequence of aldehyde **17**,<sup>5c</sup> available in two steps via a Myers alkylation,<sup>14</sup> reduction sequence, to provide trisubstituted olefin **19** in 92% yield over the three steps (Scheme 4). Exposure of aldehyde **19** to a Brown alkoxy-allylation<sup>15</sup> delivered differentially protected *syn*-1,2-diol **20** in 96% yield. Upon treatment of the allylation adduct with acrolein diethyl acetal,<sup>16</sup> an intermediate diene was obtained, which underwent ring closing metathesis in the presence of Grubbs 2<sup>nd</sup> generation catalyst (G2) to generate mixed acetal **21** as an inconsequential 1:1 mixture of diastereomers in 72% yield over two steps.<sup>17</sup> Treatment of the mixed acetal with BF<sub>3</sub>·OEt<sub>2</sub> in the presence of allyl-trimethylsilane effected a Sakurai reaction to deliver allylated product **5** in 92% yield as a single diastereomer.<sup>18</sup> Introduction of the desired oxidation state at C1 was achieved by a four step sequence<sup>5c</sup> involving cleavage of the PMB ether under oxidative conditions, Dess-Martin oxidation,<sup>19</sup> Pinnick oxidation,<sup>20</sup> and finally ester formation<sup>21</sup> to afford C1-C15 dihydropyran **22** in 57% yield. The MOM ether was exchanged for a TBS ether via a two step sequence to give rise to dihydropyran **23** in 93% yield.

With both cross metathesis partners in hand, bicyclic ether/THP fragment **16** and DHP **23** were exposed to Hoveyda-Grubbs 2<sup>nd</sup> generation catalyst (HG2). This key bond forming reaction was complicated by the fact that both cross metathesis partners are Type I olefins,<sup>7</sup> thus a statistical mixture of cross metathesis adduct **24** and the C16-C37 fragment **16** and DHP **23** homodimers was expected; however, only a 16% yield of the desired cross metathesis adduct was obtained. Despite the low yield for this key reaction, intermediate **24** was advanced through a three step sequence to arrive at C1-C38 fragment **2** in 31% yield.<sup>22</sup>

In light of the low yield obtained for the cross metathesis reaction to unite the DHP fragment with the rest of the molecule, we decided to turn our attention toward the Julia-Kocienski olefination used by Smith to form the C15-C16 bond.<sup>5a</sup> In order to prepare the bicyclic ether/THP and dihydropyran fragments necessary for the Julia olefination, we needed to modify our protecting group strategy and investigate an alternative cross metathesis/vinyl addition sequence.

Attention was first turned toward synthesis of the modified bicyclic ether/THP fragment. Toward this end, previously prepared bicyclic ether **3**<sup>6</sup> was protected as the PMB-ether, which upon oxidative cleavage by the Johnson-Lemieux protocol<sup>23</sup> and methylene Wittig olefination delivered bicyclic ether **25** (Scheme 5). To our delight, upon dropwise addition of THP **4** to a solution of bicyclic ether **25** and Grubbs 2<sup>nd</sup> generation catalyst (G2), cross metathesis adduct **26** was obtained in 77% yield as a single detectable *E* isomer. Exposure of TES ether **26** to modified Swern conditions allowed for the selective oxidation of the C21 alcohol to generate an intermediate aldehyde, which upon treatment with the vinyl zinc species formed from vinyl iodide **27**, afforded bicyclic ether/THP fragment **28** in 64% yield (two steps).

To arrive at C1-C38 fragment **2**, several protecting group manipulations were necessary. Toward this end, all of the silyl protecting groups from vinyl addition product **28** were removed with TBAF to reveal an intermediate tetraol. The tetraol was subjected to CSA in neat dimethoxypropane to effect acetonide formation, whereupon the C16 and C25 alcohols were protected as TBS and MOM ethers respectively,<sup>24</sup> furnishing the fully protected bicyclic ether/THP fragment **29** in 45% yield over the four step sequence. Introduction of the vinyl iodide moiety was next pursued. Cleavage of the PMB ether was achieved under oxidative conditions with DDQ, and the resultant alcohol was oxidized under Dess-Martin conditions. The resultant intermediate aldehyde was immediately utilized in a Takai olefination<sup>22,25</sup> to give rise to a 4:1 ratio of *E/Z*-vinyl iodides. The vinyl iodides were readily separated by flash column chromatography to deliver *E*-vinyl iodide **30** in 28% yield over the three steps. Vinyl iodide **30** was converted to aldehyde **31**, required for the Julia-Kocienski olefination, by a known two step sequence in 68% yield.<sup>5</sup>

With the aldehyde coupling partner in hand, we turned our attention to the synthesis of the C1-C15 sulfone. This was achieved in an efficient manner upon modification of the previously employed route towards dihydropyran **23**. A Lewis-acid mediated addition of acetaldehyde silyl ether to mixed acetal **21** delivered aldehyde **6** in 82% yield as a single diastereomer (Scheme 6).<sup>26</sup> Aldehyde **6** was reduced via a sodium borohydride reduction to give rise to the C15 alcohol. The MOM ether was cleaved from the resultant alcohol under acidic conditions to reveal an intermediate diol, which was converted to bis-TBS ether **32** in 83% yield over the three step sequence. Introduction of the desired oxidation state at C1 was achieved via the previously used sequence,<sup>5c</sup> in which PMB-ether **32** was converted to *tert*-butyl ester **33** in four steps and 72% yield. Ester **33** corresponds to an intermediate from Smith's synthesis, thus a known three step sequence was carried out to selectively cleave the C15 TBS-ether and convert the resultant alcohol to sulfone **34**.<sup>5a</sup> Finally, sulfone **34** and aldehyde **31** were employed in a Julia-Kocienski olefination,<sup>27</sup> using the conditions

described by Smith,<sup>5a</sup> to give rise to C1-C38 fragment **2** in 79% yield. Fragment **2** was spectroscopically identical to that reported by Smith.<sup>5a</sup>

In summary, two routes towards the formal synthesis of the C1-C38 fragment of (+)-sorangicin A (**1**) have been completed. Both routes feature a cross metathesis reaction to unite the bicyclic ether and THP fragments. Our initial approach featured a second cross metathesis to append the DHP fragment, however a low yield for this key reaction prompted us to instead employ a Julia-Kocienski olefination to form the C15-C16 bond.

## Supplementary Material

Refer to Web version on PubMed Central for supplementary material.

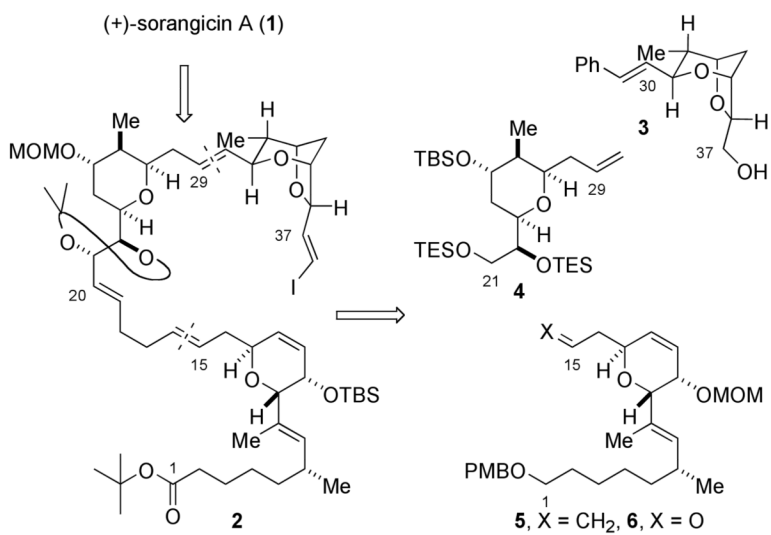
## Acknowledgments

Financial support from the National Institute of General Medical Sciences (GM60567) is gratefully acknowledged.

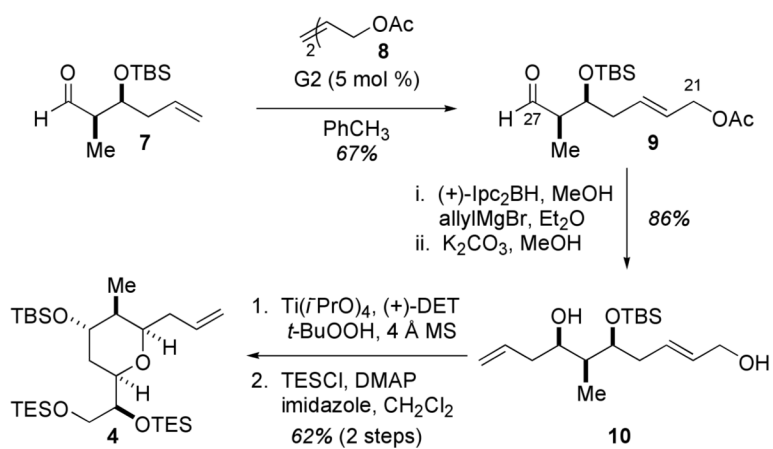
## References

1. Jansen R, Wray V, Irschik H, Reichenbach H, Höfle G. *Tetrahedron Lett.* 1985; 26:6031.
2. Irschik H, Jansen R, Gerth K, Höfle G, Reichenbach H. *J Antibiot.* 1987; 40:7. [PubMed: 3104268]
3. Schummer D, Irschik H, Höfle G. *Liebigs Ann Chem.* 1993:293.
4. (a) Schinzer D, Schulz C, Krug O. *Synlett.* 2004:2689–2692. (b) Park SH, Lee HW. *Bull Korean Chem Soc.* 2008; 29:1661. (c) Srihari P, Kumaraswamy B, Yadav JS. *Tetrahedron.* 2009; 65:6304. (d) Mohapatra DK, Das PP, Pattanayak MR, Yadav JS. *Chem Eur J.* 2010; 16:2072.
5. (a) Smith AB III, Dong S, Brenneman JB, Fox RJ. *J Am Chem Soc.* 2009; 131:12109. [PubMed: 19663510] (b) Smith AB III, Fox RJ. *Org Lett.* 2004; 6:1477–1480. [PubMed: 15101771] (c) Smith AB III, Fox RJ, Vanecko JA. *Org Lett.* 2005; 7:3099. [PubMed: 15987215] (c) Smith AB III, Dong S. *Org Lett.* 2009; 11:1099. [PubMed: 19182995]
6. Crimmins MT, Haley MW. *Org Lett.* 2006; 8:4223. [PubMed: 16956192]
7. Chatterjee AK, Choi TL, Sanders DP, Grubbs RH. *J Am Chem Soc.* 2003; 125:11360. [PubMed: 16220959]
8. Crimmins MT, Katz JD, Washburn DG, Allwein SP, McAtee LF. *J Am Chem Soc.* 2002; 124:5661. [PubMed: 12010038]
9. Racherla US, Brown HC. *J Org Chem.* 1991; 56:401.
10. Gao Y, Klunder JM, Hanson RM, Masamune H, Ko SY, Sharpless KB. *J Am Chem Soc.* 1987; 109:5765.
11. Wittig G, Haag W. *Chem Ber.* 1955; 88:1654.
12. Rodríguez A, Nomen M, Spur BW, Godfroid JJ. *Tetrahedron Lett.* 1999; 40:5161.
13. Lindlar H. *Helv Chim Acta.* 1952; 35:446.
14. Myers AG, Yang BH, Chen H, McKinsty L, Kopecky DJ, Gleason JL. *J Am Chem Soc.* 1997; 119:6496.
15. Brown HC, Jadhav PK, Bhat KS. *J Am Chem Soc.* 1988; 110:1535.
16. Ahmed A, Hoegenauer EK, Enev VS, Hanbauer M, Kaehlig H, Öhler E, Mulzer J. *J Org Chem.* 2003; 68:3026. [PubMed: 12688769]
17. Chatterjee AK, Morgan JP, Scholl M, Grubbs RH. *J Am Chem Soc.* 2000; 122:3783.
18. (a) Romero JAC, Tabacco SA, Woerpel KA. *J Am Chem Soc.* 2000; 122:168. (a) Krumper JR, Salamant WA, Woerpel KA. *Org Lett.* 2008; 10:4907. [PubMed: 18844363]
19. Dess DB, Martin JC. *J Org Chem.* 1983; 48:4155.
20. Bal BS, Childers WE, Pinnick HW. *Tetrahedron.* 1981; 37:2091.
21. Mathias LJ. *Synthesis.* 1979:561.
22. Takai K, Nitta K, Utimoto K. *J Am Chem Soc.* 1986; 108:7408.

23. Pappo R, Allen J, Lemieux RU, Johnson WS. *J Org Chem.* 1956; 21:478.
24. Druais V, Hall MJ, Corsi C, Wendeborn SV, Meyer C, Cossy J. *Tetrahedron.* 2010; 66:6358.
25. Evans DA, Black WC. *J Am Chem Soc.* 1993; 115:4497.
26. Enev VS, Kaehlig H, Mulzer J. *J Am Chem Soc.* 2001; 123:10764. [PubMed: 11674020]
27. Blakemore PR, Cole WJ, Kociński PJ, Morley A. *Synlett.* 1998:26.

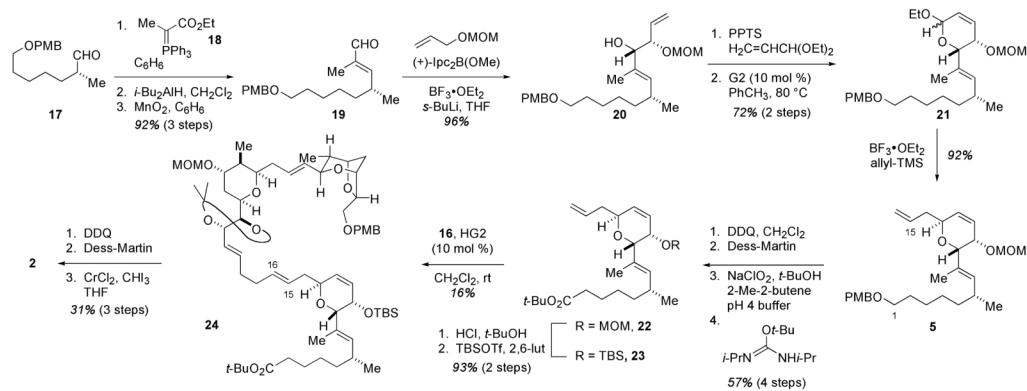


Scheme 1. Synthetic approach toward (+)-sorangicin A (1)

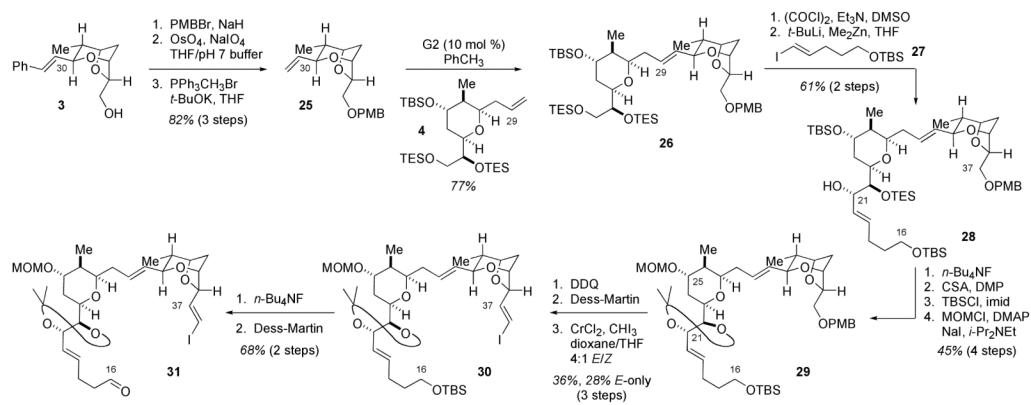
Scheme 2. Synthesis of tetrahydropyran **4**



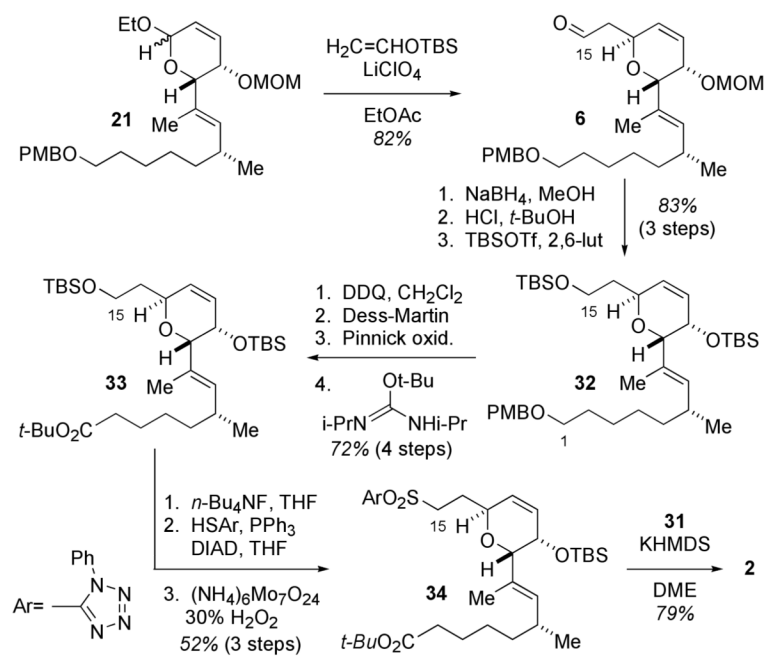




**Scheme 4. Formal synthesis of C1-C38 fragment 2 via a cross metathesis approach**



**Scheme 5. Cross metathesis to form bicyclic ether/THP fragment 31**



Scheme 6. Julia-Kocienski olefination approach to fragment 2