

Sequential Pd(0)-, Rh(I)-, and Ru(II)-Catalyzed Reactions in a Nine-Step Synthesis of Clinprost

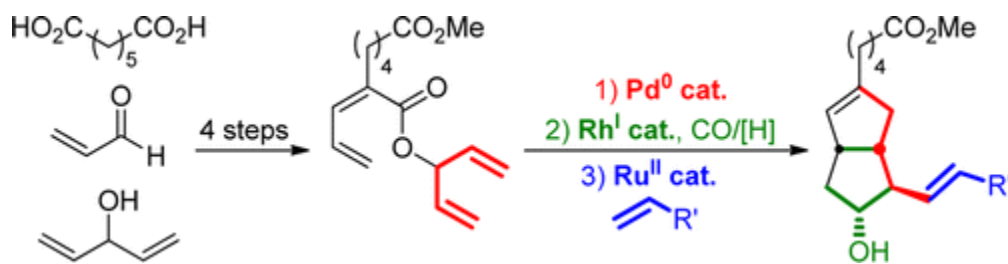
By: Emma E. Nagy, I. F. Dempsey Hyatt, Kristen E. Gettys, Shawn T. Yeazell, Stephen K. Frempong, Jr., and Mitchell P. Croatt

Nagy, E. E.; Hyatt, I. F. D.; Gettys, K. E.; Yeazell, S. T.; Frempong Jr., S. K.; [Croatt, M. P.](#) "Sequential Pd(0)-, Rh(I)-, and Ru(II)-Catalyzed Reactions in a Nine-Step Synthesis of Clinprost" *Organic Letters* 2013, 15(3), 586-589.

This document is the Accepted Manuscript version of a Published Work that appeared in final form in *Organic Letters*, copyright © American Chemical Society after peer review and technical editing by the publisher. To access the final edited and published work see <http://pubs.acs.org/doi/abs/10.1021/ol303402e>

Abstract:

A step-economical synthesis of clinprost is reported that concludes with 3 different transition metal-catalyzed reactions: Pd-catalyzed decarboxylation with allylic rearrangement, Rh-catalyzed diene-ene [2+2+1] reaction, and Ru-catalyzed cross-metathesis reaction. The complexity bestowed to the molecule from these reactions converts a readily accessible ester to clinprost without using protecting groups in only 9 total steps.



Keywords: clinprost | step-economical synthesis | Pd-catalyzed decarboxylation | Rh-catalyzed diene-ene | Ru-catalyzed cross-metathesis | organic chemistry

Article:

The number of steps of a synthesis can significantly impact its cost, yield, waste, and required time. For these reasons, efforts are being made to design and develop more step-economical syntheses.⁽¹⁾ In order to shorten the number of steps of a synthesis there is a need to increase target-relevant molecular complexity more quickly. This is often accomplished via the design and development of new reactions. Transition metals play a unique role in the development of new reactions since they often significantly increase the structural complexity of the molecule while exhibiting high chemoselectivity which obviates the requirement of protecting groups. These characteristics imbue step-economical features to the overall process to enable a more practical synthesis.

Prostacyclin (1) is a potent, endogenous vasodilator and inhibitor of platelet aggregation that was first structurally characterized in 1976 (Figure 1).(2) Although prostacyclin is a gold standard for vasodilation due to its potency, it has a half-life of approximately 3 min in vivo due to the presence of a vinyl ether and carboxylic acid. Carbacyclin (2) was designed to be a more stable analogue and related structures, including Iloprost, Beraprost, and Treprostinil, have been developed into pharmaceutical drugs for indications related to vasodilation including the treatment of patients with pulmonary arterial hypertension.(3) Clinprost (5), the methyl ester of isocarbacyclin (4), was similarly designed; however, clinprost was also found to be a potent neuroprotective compound in animal studies(4) and efficiently crossed the blood–brain barrier.(5) Clinprost, isocarbacyclin, and their analogues have been synthesized by many groups,(6) usually building off of the seminal work of the prostaglandin syntheses.(7) Although the numerous reported syntheses of clinprost are diverse in their approaches,(8) most are more than 20 steps from commercially available materials with the shortest reported syntheses requiring 15 total steps.(6m, 6p, 6r, 6s) With the research described herein, we disclose the synthesis of clinprost (5), where three late-stage steps use fundamentally different transition metal-catalyzed reactions to assemble the molecule. The chemoselectivity and rapid introduction of complexity resulted in an enantioselective synthesis of clinprost that is 9 total steps from commercially available materials, which makes this synthesis at least 6 fewer steps compared to other reports.

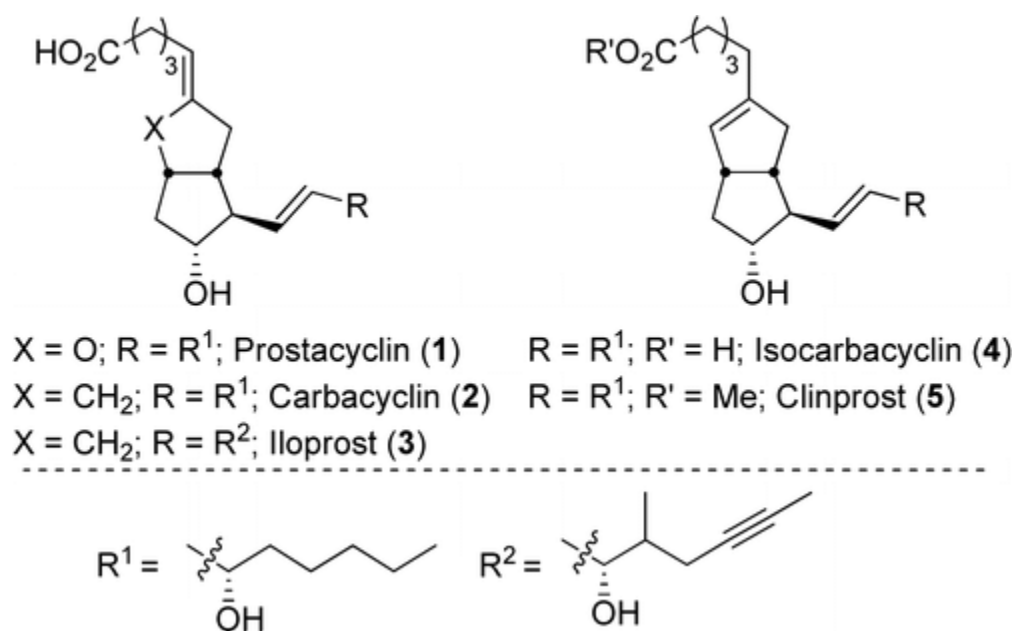
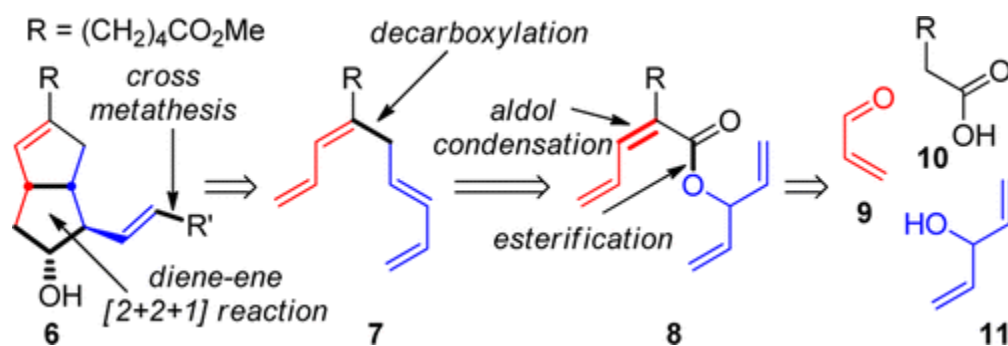


Figure 1. Structure of prostacyclin, clinprost, and analogues.

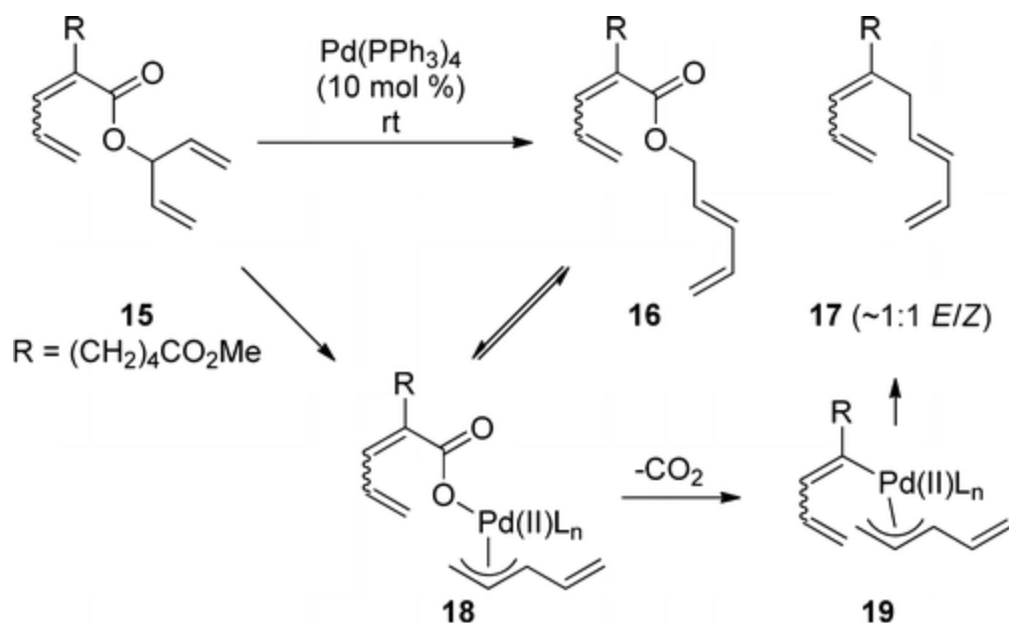
The approach we took for synthesizing clinprost (5) takes advantage of attaching the allylic alcohol side chain, or ω -side chain, at a late stage using a cross-metathesis reaction (Scheme 1). This cross-metathesis approach has been previously reported; however, in our synthesis, the bicyclic core and upper side chain map directly onto the target and require no further

modifications. Due to the broad range of available primary alkenes, this design will enable facile access to analogues that explore the activity of compounds with diverse ω -side chains in future studies. To rapidly assemble the bicyclo[3.3.0]octene core with an appended alkene, a diene-ene [2+2+1] reaction(9) was envisioned with in situ reduction of the resultant ketone from the convex face of the bicycle.(9b) The requisite tetraene (7) for this reaction, although simplistic in appearance, is complicated by the methylene adjacent to the two conjugated dienes. After multiple routes to synthesize tetraene 7 were unsuccessful, a palladium(0)-catalyzed decarboxylation with concomitant allylic transposition was designed. If successful, this excision of carbon dioxide would be a rare report of a metal-catalyzed decarboxylation of either a bis-allylic ester or of an ester without an anion-stabilizing group attached. Importantly, this decarboxylation with isomerization of the diene provides for a major simplification of the starting material to ester 8. We envisioned that dienoate 8 could be easily accessed via esterification using divinyl carbinol (11) and a subsequent aldol condensation with acrolein (9).



Scheme 1. Retrosynthesis of Clinprost

With ester 15 in hand, conditions for the decarboxylation were examined (Table 1). We envisioned that this reaction might be successful since metal-catalyzed rearrangements(10) and substitutions(11) of bis-allylic systems were known. After moderate experimentation, it was found that 1,4-pentadienyl ester 15 quickly formed 1,3-pentadienyl ester 16 (entry 1). If the reaction is allowed to continue, this ester apparently reenters the catalytic cycle to yield desired bis-diene 17 (entry 2). Although decarboxylative allylations are known for allylic esters where the α position of the ester has an anion-stabilizing group such as a carbonyl, there is little precedence for decarboxylations where a non-stabilized Pd–C bond is formed.(12) In fact, it is stated in the conclusion of a recent review that, “A major limitation of current methods is that anion-stabilizing groups are often required...” and “...decarboxylative allylations of simple alkyl or alkenyl nucleophiles would significantly expand the scope...”.(12b) The limitation of requiring an anion-stabilizing group has clearly been broken, at least with the system reported herein, since vinyl anions are not typically considered anion-stabilizing. What is also curious about this novel decarboxylation is that the initial E/Z ratio of the starting material has a minimal effect on the final ratio in the product (compare entries 3 and 4). Preliminary results indicate that the E/Z ratio of 15 is correlated to ester 16, but during the decarboxylation this stereochemical information is scrambled.



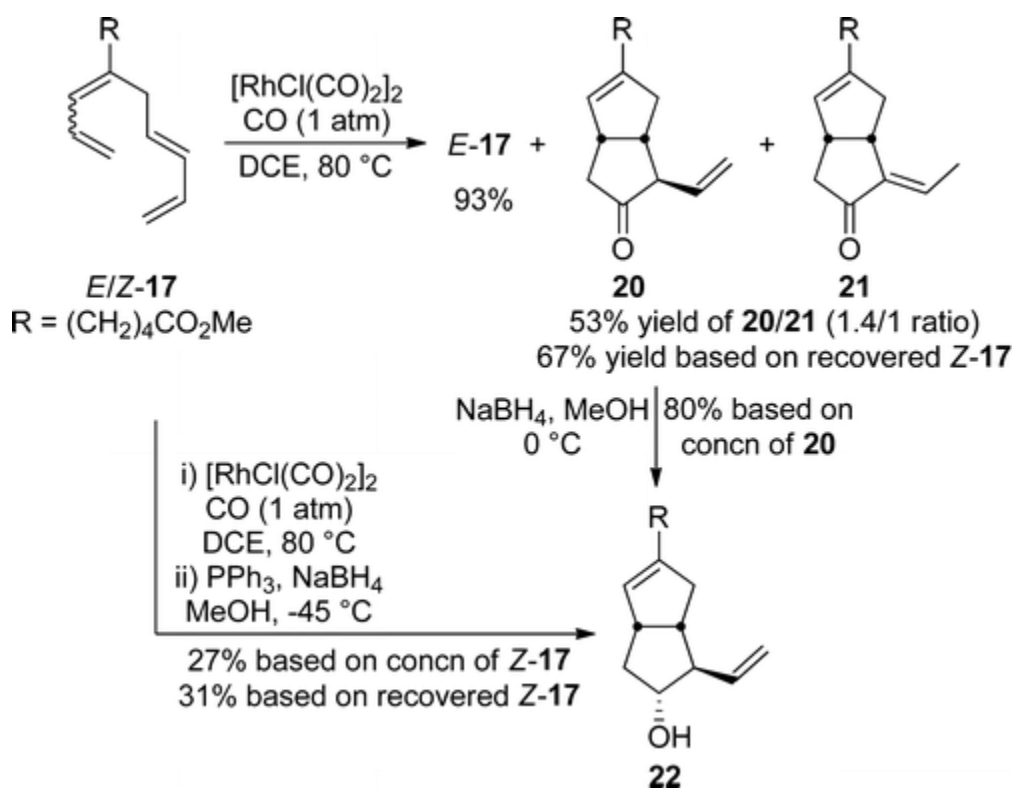
entry	15 (E/Z)	time	product	% yield
1	1:1	1 h	16	quantb
2	1:1	24 h	17(1:1E/Z)	73%
3	10:1	24 h	17(1.3:1E/Z)	62%
4	3:7	24 h	17(0.9:1E/Z)	69%

aConditions: 15 (1 equiv) was dissolved in dichloromethane (0.07 M), Pd(PPh₃)₄ (10 mol %) was added and the reaction was stirred at rt for the indicated time.

bAs determined by crude ¹H NMR.

Interestingly, this decarboxylation with allylic transposition proceeds at room temperature even though many decarboxylations, such as those forming acetylides,⁽¹³⁾ require much higher temperatures. The gentle conditions described, however, do not adequately do justice to the specific nature of this system. For example, similar compounds that possess the 1,4-pentadienyl group but lack the 1,3-dienoate will isomerize to the 1,3-pentadienyl ester but do not decarboxylate. Furthermore, it was determined that trace amounts of water were highly beneficial for the decarboxylation after observing that older bottles of catalyst were more active (see Supporting Information for more details). The optimization and further exploration of this potential Black Swan Event,^(14, 15) including exploring E/Z selectivities, will be reported at a later date.

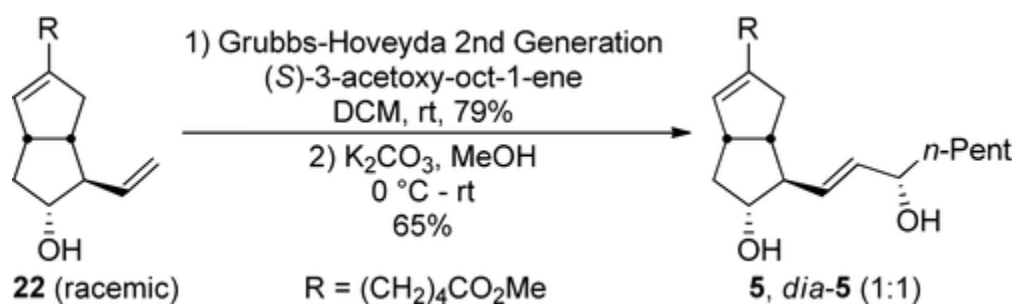
Using tetraene 17, conditions for the diene-ene [2+2+1] reaction were explored using rhodium(I)-catalysts (Scheme 3). Gratifyingly, cyclopentanone 20 was synthesized as a single diastereomer, but only one stereoisomer of tetraene 17 was reactive and E-17 was recovered.¹⁶ It was previously reported that a cis-diene isomerized to a trans-diene when tethered to an alkene in the presence of a rhodium(I) catalyst,^{9b} however, isomerization did not occur with E-17. The current system is more hindered and presumably not sufficiently reactive. Similar to these prior studies, cyclopentanone 20 was sensitive and isomerized to the more stable enone (21). The yields for forming bicycle 20 were moderate to low, but after screening other catalysts, additives, and solvents, it was unfortunately determined that more active catalysts for the [2+2+1] reaction tended to isomerize ketone 20 into enone 21 to a greater degree. Ketone 20 was diastereoselectively reduced from the convex face to yield bicyclic alcohol 22 and enone 21 could be removed since it was less reactive. In order to streamline the synthesis while avoiding isomerization issues, ketone 20 was reduced in situ with sodium borohydride to directly isolate alcohol 22 from the reaction. Although the efficiency to transform tetraene 17 into alcohol 22 is low, this reaction assembles both rings of the target, forms three C–C bonds, and diastereoselectively sets four of the five chiral centers in clinprost, and is the first [2+2+1] cyclocarbonylation reaction of tethered dienes.



Scheme 3. Synthesis of the Bicyclic Core

To complete the synthesis of clinprost, a cross-metathesis reaction was utilized to attach the alkenyl-side chain (Scheme 4), which was synthesized using enzymatic resolution of racemic 1-

octen-3-ol (see Supporting Information for more details including reactions with the analogous silyl ether).(17) The cross-metathesis reaction worked similarly to a prior report,(6a, 18) but it is worth noting that our route requires fewer steps to both metathesis partners. Another advantage of this synthesis is that the completion only requires methanolysis at this stage to yield clinprost (5), and its diastereomer (dia-5) in a 1:1 ratio(19) as compared to 4 steps required for the prior metathesis route.(6a) Thus, the enantioselective synthesis of clinprost was accomplished in only 9 total steps from commercially available materials without the use of protecting groups.(20)



Scheme 4. Endgame of the Clinprost Synthesis

In conclusion, we report a synthesis of clinprost (5) that uses three transition metals, Pd⁰, Rh^I, and Ru^{II}, to catalyze reactions that rapidly form the requisite molecular complexity of the molecule. The palladium(0)-catalyzed step is unprecedented for either an allylic decarboxylation without an anion-stabilizing group or a bis-allylic ester. The rhodium(I)-catalyzed step is the first diene-ene [2+2+1] reaction of tethered dienes and is coupled with an in situ reduction to assemble the bicyclic core and diastereoselectively set four of the five chiral centers in clinprost. The ruthenium(II)-catalyzed step attaches the enantiomerically enriched side chain to assemble the carbon skeleton of clinprost. The chemoselectivity of the transition metal-catalyzed reactions of this route precluded the use of protecting groups which enabled the synthesis to be at least 6 steps fewer than prior syntheses of clinprost or isocarbacyclin. The cross-metathesis reaction is currently being used to attach other side chains in order to learn more about the neuroprotective nature of clinprost. These results will be reported in the near future, along with an in-depth study of the novel decarboxylation reactions uncovered.

Acknowledgment

Funding for this project from The University of North Carolina at Greensboro is gratefully acknowledged. We thank Dr. Franklin J. Moy (UNCG) for assisting with analysis of NMR data and Dr. Brandie M. Ehrmann (UNCG) for acquisition of the high resolution mass spectrometry data at the Triad Mass Spectrometry Laboratory at the University of North Carolina at Greensboro. We also thank the group of Dr. Kimberly Petersen (UNCG) for the use of their GC for analysis of enantioselectivity and the Joint School of Nanoscience and Nanoengineering for

use of their 700 MHz NMR instrument. M.P.C. also thanks Dr. Nicole M. Deschamps (GlaxoSmithKline) for helpful discussions about the decarboxylation.

Supporting Information

Experimental data and spectroscopic characterization of all products. This material is available free of charge via the Internet at <http://pubs.acs.org/doi/suppl/10.1021/ol303402e>

References

This article references 20 other publications.

1. Wender, P. A.; Verma, V. A.; Paxton, T. J.; Pillow, T. H. *Acc. Chem. Res.* 2007, 41, 40
2. (a) Moncada, S.; Gryglewski, R.; Bunting, S.; Vane, J. R. *Nature* 1976, 263, 663[CrossRef], [PubMed], [CAS](b) Johnson, R. A.; Morton, D. R.; Kinner, J. H.; Gorman, R. R.; McGuire, J. C.; Sun, F. F.; Whittaker, N.; Bunting, S.; Salmon, J.; Moncada, S.; Vane, J. R. *Prostaglandins* 1976, 12, 915
3. Forfia, P. R.; McLaughlin, V. V. *Medical Treatment of PAH: Prostacyclins*. In *Pulmonary Hypertension*; Informa Healthcare: New York, 2009; p 338.
4. Matsuda, S.; Wen, T.-C.; Karasawa, Y.; Araki, H.; Otsuka, H.; Ishihara, K.; Sakanaka, M. *Brain Res.* 1997, 769, 321
5. Minagawa, T.; Sakanaka, K.; Inaba, S.-I.; Sai, Y.; Tamai, I.; Suwa, T.; Tsuji, A. *J. Pharm. Pharmacol.* 1996, 48, 1016
6. (a) Sheddan, N. A.; Mulzer, J. *Org. Lett.* 2006, 8, 3101
(b) Hemmerle, H.; Gais, H.-J. *Angew. Chem., Int. Ed. Engl.* 1989, 28, 349
(c) Sheddan, N. A.; Mulzer, J. *Org. Biomol. Chem.* 2006, 4, 4127
(d) Ishikawa, T.; Ishii, H.; Shimizu, K.; Nakao, H.; Urano, J.; Kudo, T.; Saito, S. *J. Org. Chem.* 2004, 69, 8133
(e) Hashimoto, S.-i.; Shinoda, T.; Ikegami, S. *J. Chem. Soc., Chem. Commun.* 1988, 1137
(f) Sodeoka, M.; Ogawa, Y.; Mase, T.; Shibasaki, M. *Chem. Pharm. Bull.* 1989, 37, 586
(g) Bannai, K.; Tanaka, T.; Okamura, N.; Hazato, A.; Sugiura, S.; Manabe, K.; Tomimori, K.; Kurozumi, S. *Tetrahedron Lett.* 1986, 27, 6353
(h) Hashimoto, S.-i.; Kase, S.; Shinoda, T.; Ikegami, S. *Chem. Lett.* 1989, 18, 1063

- (i) Hashimoto, S.-i.; Shinoda, T.; Shimada, Y.; Honda, T.; Ikegami, S. *Tetrahedron Lett.* 1987, 28, 637
- (j) Torisawa, Y.; Okabe, H.; Ikegami, S. *J. Chem. Soc., Chem. Commun.* 1984, 1602
- (k) Torisawa, Y.; Okabe, H.; Shibasaki, M.; Ikegami, S. *Chem. Lett.* 1984, 13, 1069
- (l) Shibasaki, M.; Torisawa, Y.; Ikegami, S. *Tetrahedron Lett.* 1983, 24, 3493
- (m) Mase, T.; Sodeoka, M.; Shibasaki, M. *Tetrahedron Lett.* 1984, 25, 5087
- (n) Sodeoka, M.; Shibasaki, M. *Chem. Lett.* 1984, 13, 579
- (o) Ogawa, Y.; Shibasaki, M. *Tetrahedron Lett.* 1984, 25, 1067
- (p) Suzuki, M.; Koyano, H.; Noyori, R. *J. Org. Chem.* 1987, 52, 5583
- (q) Mandai, T.; Matsumoto, S.; Kohama, M.; Kawada, M.; Tsuji, J.; Saito, S.; Moriwake, T. *J. Org. Chem.* 1990, 55, 5671
- (r) Bannai, K.; Tanaka, T.; Okamura, N.; Hazato, A.; Sugiura, S.; Manabe, K.; Tomimori, K.; Kato, Y.; Kurozumi, S.; Noyori, R. *Tetrahedron* 1990, 46, 6689
- (s) Tanaka, T.; Bannai, K.; Hazato, A.; Koga, M.; Kurozumi, S.; Kato, Y. *Tetrahedron* 1991, 47, 1861
- (t) Park, H.; Lee, Y. S.; Shim, S. C. *Bull. Korean Chem. Soc.* 1993, 14, 86
- (u) Bund, J.; Gais, H.-J.; Schmitz, E.; Erdelmeier, I.; Raabe, G. *Eur. J. Org. Chem.* 1998, 1998, 1319
7. (a) Touré, B. B.; Hall, D. G. *Chem. Rev.* 2009, 109, 4439 (b) Das, S.; Chandrasekhar, S.; Yadav, J. S.; Grée, R. *Chem. Rev.* 2007, 107, 3286
8. Sheddan, N. A.; Czybowski, M.; Mulzer, J. *Chem. Commun.* 2007, 2107
9. (a) Wender, P. A.; Croatt, M. P.; Deschamps, N. M. *J. Am. Chem. Soc.* 2004, 126, 5948
- (b) Croatt, M. P.; Wender, P. A. *Eur. J. Org. Chem.* 2010, 2010, 19
10. Crilley, M. M. L.; Golding, B. T.; Pierpoint, C. J. *Chem. Soc., Perkin Trans. 1* 1988, 2061
11. (a) Lee, P.-H.; Shim, E.-K.; Lee, K.-Y.; SeoMoon, D.; Kim, S.-D. *Bull. Korean Chem. Soc.* 2005, 26, 157
- (b) Evans, P. A.; Leahy, D. K. *J. Am. Chem. Soc.* 2003, 125, 8974
- (c) Andersson, P. G.; Baekvall, J. E. *J. Org. Chem.* 1991, 56, 5349

- (d) Sato, Y.; Oonishi, Y.; Mori, M. *J. Org. Chem.* 2003, 68, 9858
- (e) Gruber, S.; Zaitsev, A. B.; Wörle, M.; Pregosin, P. S.; Veiros, L. F. *Organometallics* 2008, 27, 3796
12. (a) Rodriguez, N.; Goossen, L. J. *Chem. Soc. Rev.* 2011, 40, 5030
- (b) Weaver, J. D.; Recio, A.; Grenning, A. J.; Tunge, J. A. *Chem. Rev.* 2011, 111, 1846
13. (a) Tsuda, T.; Chujo, Y.; Nishi, S.; Tawara, K.; Saegusa, T. *J. Am. Chem. Soc.* 1980, 102, 6381
- (b) Rayabarapu, D. K.; Tunge, J. A. *J. Am. Chem. Soc.* 2005, 127, 13510
- (c) Pi, S.-F.; Tang, B.-X.; Li, J.-H.; Liu, Y.-L.; Liang, Y. *Org. Lett.* 2009, 11, 2309
- (d) Sim, S. H.; Park, H.-J.; Lee, S. I.; Chung, Y. K. *Org. Lett.* 2008, 10, 433
- (e) Torregrosa, R. R. P.; Ariyaratna, Y.; Chattopadhyay, K.; Tunge, J. A. *J. Am. Chem. Soc.* 2010, 132, 9280
- (f) Zhang, W.-W.; Zhang, X.-G.; Li, J.-H. *J. Org. Chem.* 2010, 75, 5259
14. Nugent, W. A. *Angew. Chem., Int. Ed.* 2012, 51, 8936
15. (a) As stated in the following reference, a Black Swan Event must have three attributes: “rarity, extreme impact, and retrospective (though not prospective) predictability”. (b) Taleb, N. N. *The Black Swan: Impact of the Highly Improbable*, 2nd ed.; The Random House Publishing Group: New York, 2010.
16. For this reason, the yields of bicyclic compounds 20–22 are based on the initial amounts of Z-17 as is indicated in Scheme 3.
17. Felluga, F.; Forzato, C.; Ghelfi, F.; Nitti, P.; Pitacco, G.; Pagnoni, U. M.; Roncaglia, F. *Tetrahedron: Asymmetry* 2007, 18, 527
18. Yields for similar cross-metathesis reactions in ref 6a range from 61% to 90%.
19. Diastereomers 5 and dia-5 were easily separated using silica gel chromatography (as also reported in ref 6f).
20. The authors note that acetates are often used as protecting groups for alcohols; however, in this synthesis, the acetate is directly the product of enzymatic resolution of the racemic alcohol so the acetate group is not herein considered a protecting group.