

A morphology-independent data analysis method for detecting and characterizing gravitational wave echoes

Ka Wa Tsang,¹ Michiel Rollier,¹ Archisman Ghosh,¹ Anuradha Samajdar,¹ Michalis Agathos,² Katerina Chatziioannou,³ Vitor Cardoso,⁴ Gaurav Khanna,⁵ and Chris Van Den Broeck^{1,6}

¹*Nikhef—National Institute for Subatomic Physics, 105 Science Park, 1098 XG Amsterdam, Netherlands*

²*DAMTP, Centre for Mathematical Sciences, University of Cambridge, Wilberforce Road, Cambridge CB3 0WA, United Kingdom*

³*Canadian Institute for Theoretical Astrophysics, University of Toronto, 60 St. George Street, Toronto, Ontario M5S 3H8, Canada*

⁴*CENTRA, Departamento de Física, Instituto Superior Técnico—IST, Universidade de Lisboa—UL, Avenida Rovisco Pais 1, 1049 Lisboa, Portugal*

⁵*Department of Physics and Center for Scientific Computing and Visualization Research, University of Massachusetts Dartmouth, North Dartmouth, Massachusetts 02747, USA*

⁶*Van Swinderen Institute for Particle Physics and Gravity, University of Groningen, Nijenborgh 4, 9747 AG Groningen, Netherlands*



(Received 13 April 2018; published 12 July 2018)

The ability to directly detect gravitational waves has enabled us to empirically probe the nature of ultracompact relativistic objects. Several alternatives to the black holes of classical general relativity have been proposed which do not have a horizon, in which case a newly formed object (e.g., as a result of binary merger) may emit *echoes*: bursts of gravitational radiation with varying amplitude and duration, but arriving at regular time intervals. Unlike in previous template-based approaches, we present a morphology-independent search method to find echoes in the data from gravitational wave detectors, based on a decomposition of the signal in terms of generalized wavelets consisting of multiple sine-Gaussians. The ability of the method to discriminate between echoes and instrumental noise is assessed by inserting into the noise two different signals: a train of sine-Gaussians, and an echoing signal from an extreme mass-ratio inspiral of a particle into a Schwarzschild vacuum spacetime, with reflective boundary conditions close to the horizon. We find that both types of signals are detectable for plausible signal-to-noise ratios in existing detectors and their near-future upgrades. Finally, we show how the algorithm can provide a characterization of the echoes in terms of the time between successive bursts, and damping and widening from one echo to the next.

DOI: [10.1103/PhysRevD.98.024023](https://doi.org/10.1103/PhysRevD.98.024023)

I. INTRODUCTION

Since 2015, the twin Advanced LIGO observatories [1] have regularly detected gravitational wave (GW) signals from coalescing compact binary objects [2–6]. Recently Advanced Virgo [7] also joined the global network of detectors, leading to further detections, including a binary neutron star merger [8,9]. These observations have enabled far-reaching tests of general relativity: for the first time the genuinely strong-field dynamics of the theory could be empirically investigated, including the behavior of pure vacuum spacetime, and the propagation of gravitational waves over large distances could be studied, leading to stringent bounds on the mass of the graviton and on violations of local Lorentz invariance [4,5,10]. A natural next step is to probe the nature of the compact objects themselves. For the more massive compact binary coalescences that were observed, how certain can we be that these

involved the black holes of classical general relativity? In quantum gravity, Hawking’s information paradox has led to the suggestion of Planck-scale modifications of black hole horizons (firewalls [11]) and other alterations of black hole structure (fuzzballs [12]). In cosmology, dark matter particles have been proposed that congregate into starlike objects [13]. Yet another possibility concerns stars whose interior consists of self-repulsive, de Sitter spacetime, surrounded by a shell of ordinary matter (gravastars [14]). Finally, there is the idea of boson stars, macroscopic objects made up of scalar fields [15]. What these objects have in common is the absence of a horizon causing ingoing gravitational waves (e.g., resulting from merger) to reflect multiple times off effective radial potential barriers, with wave packets leaking out to infinity at regular times; these are called *echoes* [16–19]. For an exotic object with mass M and a microscopic correction at the horizon scale of size ℓ , the time between echoes tends to be constant, and

well approximated by $\Delta t \simeq nM \log(M/\ell)$, with n a factor of order unity that is determined by the nature of the exotic object (e.g., $n = 8$ for a wormhole, $n = 6$ for a gravastar, and $n = 4$ for an empty shell) [17]. As an example, taking M to be the detector frame mass of the remnant object resulting from the first gravitational wave detection GW150914 ($M \simeq 65 M_\odot$) [2,20], setting $n = 4$, and identifying ℓ with the Planck length, one has $\Delta t \simeq 117$ ms. This is much longer than the duration of the “ringdown” of the remnant (about 3 ms), but at the same time sufficiently short that it would be practical to search for echoes immediately following the main inspiral-merger-ringdown signal.

In [21–23], template-based searches were proposed using a heuristic expression for the echo waveforms in terms of Δt as well as a characteristic frequency, a damping factor, and a widening factor between successive echoes. Though expressions exist for echo waveforms from selected exotic objects under various assumptions [17,18], concrete calculations have so far only been exploratory [24]. Moreover, there may well be other types of objects that also cause echoes but have not yet been envisaged. For this reason, it is desirable to have a *generic* search for echoes which can capture and characterize a wide variety of different waveform morphologies [25]. A commonly used method to search for and reconstruct gravitational wave signals of *a priori* unknown form is through the `BayesWave` algorithm [26,27]. Here the output of a network of detectors \mathbf{s} is written as $\mathbf{s} = \mathbf{R} * \mathbf{h} + \mathbf{n}_g + \mathbf{g}$, where \mathbf{R} is the response of the network to gravitational waves, \mathbf{h} is the signal, \mathbf{g} denotes instrumental transients or glitches, and \mathbf{n}_g is a stationary Gaussian noise component. The signal model \mathbf{h} and the glitch model \mathbf{g} are both characterized as superpositions of appropriate basis functions, and Bayesian evidences can be computed for the associated hypotheses. From an observational perspective, the defining difference between signals and glitches is that the signal is present in the output of all detectors in the network in a coherent way, whereas any instrumental glitch will be present in only a single detector’s data stream. Thus, if a coherent signal is present in the data, then typically a smaller number of basis functions will be needed to reconstruct it than to reconstruct incoherent glitches, leading to an Occam penalty for the glitch model; at the same time, the signal is reconstructed with a superposition of the basis functions.

The choice of basis functions to model signals and glitches with is not unique. Due to their simplicity, sine-Gaussians were originally employed and they have been shown to lead to efficient detection [28,29] and reconstruction [30,31] of a wide range of signal morphologies, though more options have been explored [32]. In this paper and for the study of echoes we propose generalized wavelets which are “combs” of sine-Gaussians characterized by a time separation between the individual sine-Gaussians as well as a fixed phase shift

between them, an amplitude damping factor, and a widening factor. Exponential damping at late times as well as widening is a feature of linearized calculations, and is also seen in numerical simulations [19]. Even though actual echo signals are unlikely to resemble any single generalized wavelet and may not even have well-defined values for any of the aforementioned quantities, we do expect superpositions of generalized wavelets to be able to capture a wide variety of physical echo waveforms. Moreover, one can assume the distribution of samples over the generalized wavelet parameter space to yield basic information about the structure of the echoes signal, which should then be of help in identifying the nature of the object that is emitting them.

II. DESCRIPTION OF THE METHOD

As in the standard `BayesWave` algorithm, given a detector I the signal model in the frequency domain takes the form

$$(\mathbf{R} * \mathbf{h})_I(f) = (F_+^I(\theta, \phi, \psi)h_+(f) + F_\times^I(\theta, \phi, \psi)h_\times(f))e^{2\pi i f \Delta t_I(\theta, \phi)}, \quad (1)$$

where $h_\times = \epsilon h_+ e^{i\pi/2}$, with ϵ the ellipticity as in [26]. The sky position (θ, ϕ) and the polarization angle ψ are consistent across detectors, whose beam pattern functions are denoted by F_+^I and F_\times^I ; $\Delta t(\theta, \phi)$ is the delay between the geocentric and detector arrival times. h_+ is decomposed into a sum of generalized wavelets that are “combs” of N_G sine-Gaussians in the time domain which are functions of nine parameters:

$$\begin{aligned} \Psi(A, f_0, t_0, \tau, \phi_0, \Delta t, \Delta \phi, \gamma, w; t) \\ = \sum_{n=0}^{N_G} \gamma^n A \exp \left[- \left(\frac{t - (t_0 + n\Delta t)}{w^n \tau} \right)^2 \right] \\ \times \cos(2\pi f_0(t - (t_0 + n\Delta t)) + \phi_0 + n\Delta \phi). \quad (2) \end{aligned}$$

Here A is an amplitude, f_0 is a central frequency, t_0 is the central time of the first echo, τ is a damping time, ϕ_0 a reference phase, Δt is the time between successive sine-Gaussians, $\Delta \phi$ is a phase difference between them, γ is a damping factor between one sine-Gaussian and the next, and w is a widening factor. The glitch model also involves a decomposition into the generalized wavelets above. The number of wavelets is allowed to vary. Given N_d detectors, a signal described by N generalized wavelets requires $9N + 4$ parameters to be sampled over (the nine intrinsic parameters and four extrinsic ones), while glitches described by N generalized wavelets involve $9N_d N$ parameters. Hence, when $N_d > 1$ and with a signal present, the signal model will be preferred over the glitch model because it enables a more parsimonious description. The noise model consists of colored Gaussian noise whose power spectral density is computed using a combination of

smooth spline curves and a collection of Lorentzians to fit sharp spectral features [27].

For each of the three hypotheses, the corresponding parameter space is sampled over using a reversible jump Markov chain Monte Carlo algorithm, in which the number of generalized wavelets is free to vary as in [26]. Evidences for the three hypotheses are then estimated by means of thermodynamic integration, giving the Bayes factors $B_{S/N}$ and $B_{S/G}$ for the signal versus noise and signal versus glitch hypotheses, respectively. The samples in parameter space that are produced after a “burn-in” stage allow us to perform model selection and parameter estimation. Finally, a background distribution for $B_{S/N}$ and $B_{S/G}$ is constructed by analyzing many stretches of detector noise preceding the main signal.

III. RESULTS

In order to test the algorithm we generate stationary, Gaussian noise for a network of two Advanced LIGO detectors at the predicted design sensitivity [33]. In this we coherently inject (a) a single generalized wavelet as in

Eq. (2), and (b) a train of echoes from a numerically solved toy model involving the inspiral of a particle in a Schwarzschild spacetime with Neumann reflective boundary conditions just outside the horizon, the mass ratio being $q = 1000$ [34,35]. The signals are shown in Fig. 1. For case (a), one has $f_0 = 166.7$ Hz, $\tau = 0.0095$ s, $\phi_0 = 0$, $\Delta t = 0.04$ s, $\gamma = 0.7$, and $w = 1.2$. Both for cases (a) and (b), values for the amplitudes of the injected signals are chosen such that the combined (matched-filtering) signal-to-noise ratio (SNR) in all echoes is, respectively, 8, 12, 18, and 25. The higher values correspond to the SNR in the ringdown signal of a gravitational wave detection like GW150914 [2] under the assumption that it would be seen in Advanced LIGO at final design sensitivity, whereas a SNR of 8 roughly equals the SNR that the ringdown actually had for GW150914 [10].

For both types of simulated signals, ten echoes are injected (in reality one would expect infinitely many although only a finite number will be detectable), and the generalized wavelets used to characterize the simulated signals have five sine-Gaussians in them. Case (a) has a

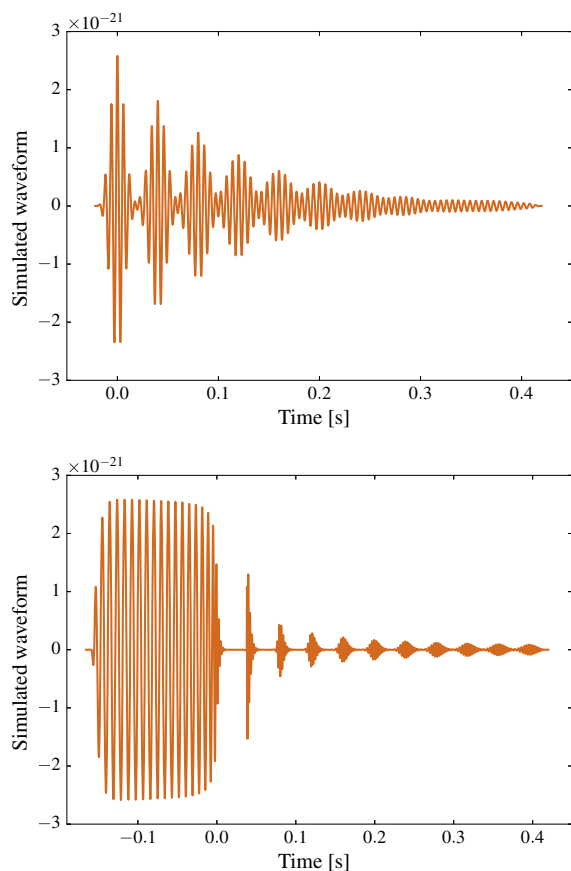


FIG. 1. The simulated signals used to evaluate the method. Top panel: A train of sine-Gaussians. Bottom panel: The waveform from a toy model for a mass-ratio $q = 1000$ inspiral of a particle in a Schwarzschild spacetime, with Neumann reflective boundary conditions just outside the horizon.

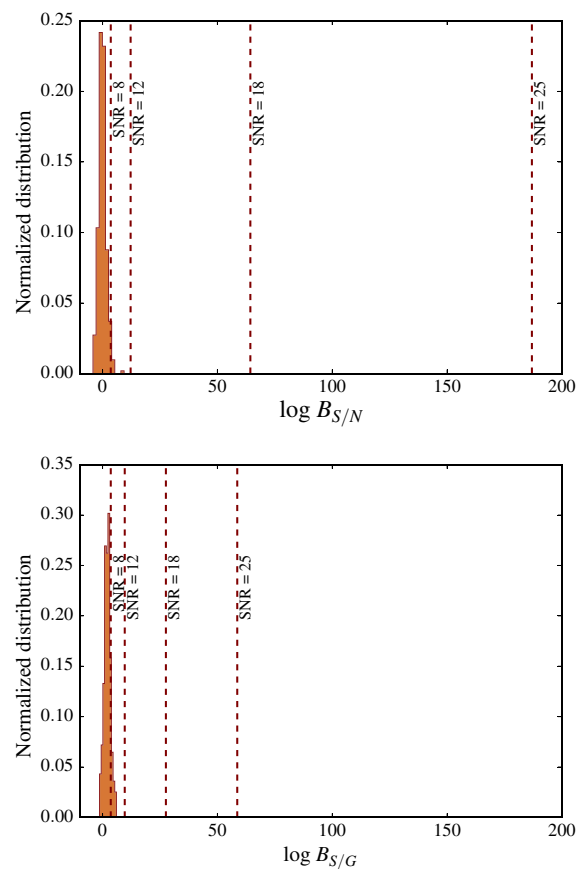


FIG. 2. Background distributions for the (log) Bayes factors $B_{S/N}$ (top) and $B_{S/G}$ (bottom), containing 380 trials. The dashed lines show the values of these quantities for the injection of echoes from the inspiral toy model with SNRs of 8, 12, 18, and 25.

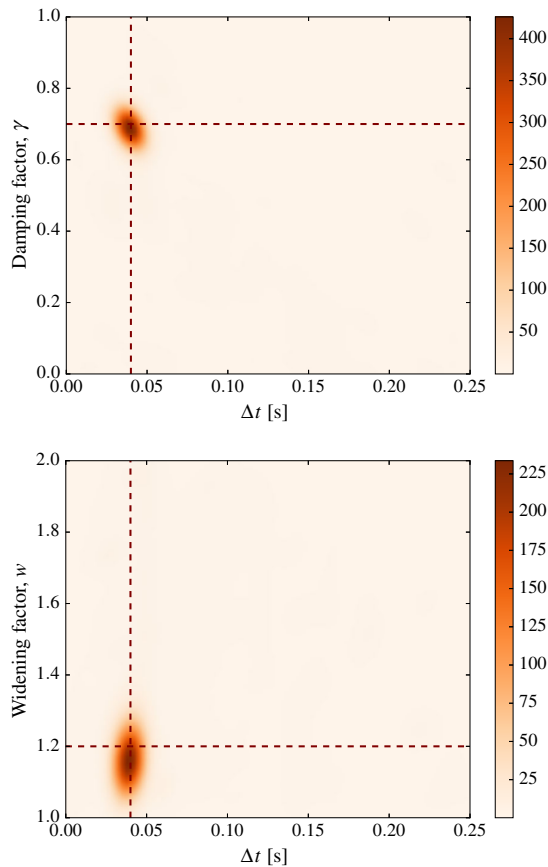


FIG. 3. The distribution of samples for the case where the injected signal is a comb of sine-Gaussians. Top: Damping factor γ against the time Δt between echoes. Bottom: The widening factor w against Δt . The colors indicate the number of samples per pixel, while the dashed lines show the true values of the parameters.

well-defined damping factor γ and widening factor w , allowing us to establish that the method works as intended, by ascertaining that these parameters are recovered correctly. In case (b), γ and w may not have rigorous meaning, but the distributions on parameter space that are obtained should be indicative of the physics involved; moreover, the peaks of their distributions should correspond to what one estimates from a visual inspection of the signal. In the latter case, the stretch of data analyzed excludes the main signal, as one would also do in reality. In both cases the first echo is searched for in a window for t_0 that has a width of 0.5 s; for the other parameters the prior distributions are flat in $\Delta t \in [0, 0.25]$ s, $\gamma \in [0, 1]$, $w \in [1, 2]$, and $\Delta\phi \in [0, 2\pi]$.

In order to confidently detect echoes, the Bayes factors $B_{S/N}$ and $B_{S/G}$ must be compared with a background distribution for these quantities, computed on stretches of detector noise, e.g., at times immediately preceding the inspiral-merger-ringdown signal. These are shown in Fig. 2, together with the values obtained from the injection of echoes for the inspiral toy model. For all simulated signals considered here we find that, starting from

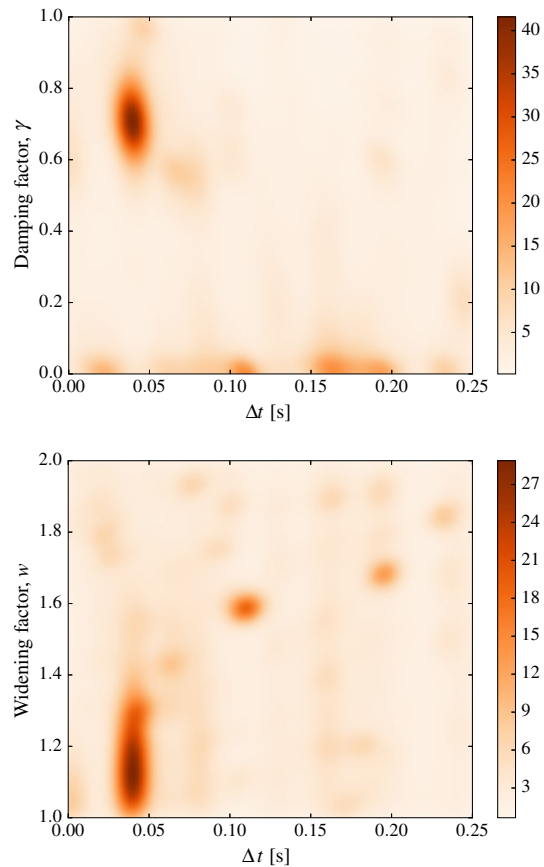


FIG. 4. The distribution of samples for the case where the injected signal is the inspiral toy model. Again we show γ versus Δt (top) and w versus Δt (bottom).

$\text{SNR} = 12$, $\log B_{S/G}$ and $\log B_{S/N}$ are above their respective backgrounds; hence trains of echoes with this loudness would be detected with confidence. It is worth noting that very similar Bayes factors are obtained with the original BayesWave algorithm, which instead of the generalized wavelets of Eq. (2) uses the standard Morlet-Gabor wavelets consisting of single sine-Gaussians. Hence the use of generalized wavelets does not significantly improve *detection*. However, the generalized wavelets allow for the *characterization* of echoes, to which we now turn.

Figure 3 shows the distribution of samples for case (a), for a SNR of 25 and injected echo-related parameters $\Delta t = 0.04$ s, $\gamma = 0.7$, and $w = 1.2$. These are measured correctly, with peak values and standard deviations $\Delta t = 0.040 \pm 0.007$ s, $\gamma = 0.69 \pm 0.05$, and $w = 1.16 \pm 0.09$. In Fig. 4 we show the distribution of samples for case (b), again for a SNR of 25; visual inspection of the signal in Fig. 1 indicates similar values for Δt , γ , and w as for case (a), and these are indeed the values where sample distributions have their main peaks. The peak values and standard deviations are $\Delta t = 0.040 \pm 0.007$ s, $\gamma = 0.71 \pm 0.11$, and $w = 1.12 \pm 0.12$. The distribution of $(w, \Delta t)$ samples also shows secondary peaks at $3\Delta t$ and

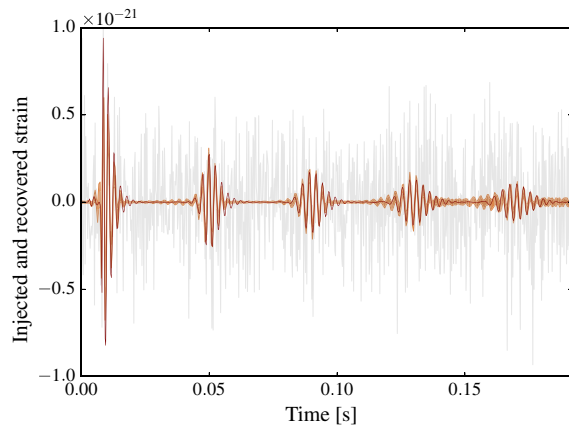


FIG. 5. Injected and recovered strain in one of the detectors for the inspiral toy model. The reconstructed signal (shaded orange band showing 90% credible interval) is indeed consistent with the signal that has been injected (solid maroon line). For completeness we also show the full detector data containing both signal and noise (gray background).

$5\Delta t$. These correspond to secondary peaks with $\gamma \simeq 0$ in $(\gamma, \Delta t)$ space, which are cases where essentially only one echo was found. However, the secondary modes are considerably weaker than the main one. Figure 5 shows that the recovered echoes signal is indeed consistent with what has been injected. Finally, by looking at the injections with SNRs 18, 12, and 8, we checked that measurement uncertainties roughly increase with inverse SNR, as expected. We conclude that, given a sufficiently loud source, not only will we have the ability to detect the presence of echoes with high statistical confidence, we will also have a way to infer the properties of the exotic compact object.

IV. SUMMARY

We have constructed a method to search for, and characterize, gravitational wave echoes in a morphology-independent way. The algorithm decomposes the signal into generalized wavelets taking the form of “combs” of sine-Gaussians in order to capture the essence of echoes in the data. As in the original `BayesWave`, the evidences for three hypotheses are compared through a sampling over parameter space: signal, glitch, and Gaussian noise. We have shown that for a heuristic but physically motivated train of echoes, with plausible loudness given expected detector upgrades, the echoes signal can be confidently detected. We expect this to be the case for a wide variety of possible signal shapes corresponding to different types of compact objects, irrespective of an object’s detailed nature; in particular, no template waveforms are needed. Moreover, the distribution of samples over parameter space will reveal key characteristics of the echoes such as the time between successive bursts, as well as their widening and damping. This information can in turn be used to identify the nature of the potentially horizonless merger remnant.

ACKNOWLEDGMENTS

K. W. T., A. G., A. S., and C. V. D. B. are supported by the research program of the Netherlands Organisation for Scientific Research (NWO). M. A. acknowledges NWO-Rubicon Grant No. RG86688. V. C. acknowledges financial support provided under the European Union’s H2020 ERC Consolidator Grant “Matter and strong-field gravity: New frontiers in Einstein’s theory,” Grant No. MaGRaTh646597. G. K. acknowledges research support from the National Science Foundation (Grant No. PHY—1701284) and Air Force Research Laboratory (Grant No. 10-RI-CRADA-09). M. A. and V. C. acknowledge support by H2020-MSCA-RISE-2015 Grant No. 690904.

-
- [1] J. Aasi *et al.* (LIGO Scientific Collaboration), *Classical Quantum Gravity* **32**, 115012 (2015).
 - [2] B. P. Abbott *et al.* (LIGO Scientific Collaboration and Virgo Collaboration), *Phys. Rev. Lett.* **116**, 061102 (2016).
 - [3] B. P. Abbott *et al.* (Virgo and LIGO Scientific Collaborations), *Phys. Rev. Lett.* **116**, 241103 (2016).
 - [4] B. P. Abbott *et al.* (Virgo and LIGO Scientific Collaborations), *Phys. Rev. X* **6**, 041015 (2016).
 - [5] B. P. Abbott *et al.* (Virgo and LIGO Scientific Collaborations), *Phys. Rev. Lett.* **118**, 221101 (2017).
 - [6] B. P. Abbott *et al.* (Virgo and LIGO Scientific Collaborations), *Astrophys. J.* **851**, L35 (2017).
 - [7] F. Acernese *et al.* (Virgo Collaboration), *Classical Quantum Gravity* **32**, 024001 (2015).
 - [8] B. P. Abbott *et al.* (Virgo and LIGO Scientific Collaborations), *Phys. Rev. Lett.* **119**, 141101 (2017).
 - [9] B. Abbott *et al.* (Virgo and LIGO Scientific Collaborations), *Phys. Rev. Lett.* **119**, 161101 (2017).
 - [10] B. P. Abbott *et al.* (Virgo and LIGO Scientific Collaborations), *Phys. Rev. Lett.* **116**, 221101 (2016).
 - [11] A. Almheiri, D. Marolf, J. Polchinski, and J. Sully, *J. High Energy Phys.* **02** (2013) 062.
 - [12] O. Lunin and S. D. Mathur, *Nucl. Phys.* **B623**, 342 (2002).
 - [13] G. F. Giudice, M. McCullough, and A. Urbano, *J. Cosmol. Astropart. Phys.* **10** (2016) 001.
 - [14] P. O. Mazur and E. Mottola, *Proc. Natl. Acad. Sci. U.S.A.* **101**, 9545 (2004).

- [15] S. L. Liebling and C. Palenzuela, *Living Rev. Relativity* **15**, 6 (2012); **20**, 5 (2017).
- [16] V. Cardoso, E. Franzin, and P. Pani, *Phys. Rev. Lett.* **116**, 171101 (2016); **117**, 089902(E) (2016).
- [17] V. Cardoso, S. Hopper, C. F. B. Macedo, C. Palenzuela, and P. Pani, *Phys. Rev. D* **94**, 084031 (2016).
- [18] V. Cardoso and P. Pani, *Nat. Astron.* **1**, 586 (2017).
- [19] M. R. Correia and V. Cardoso, *Phys. Rev. D* **97**, 084030 (2018).
- [20] B. P. Abbott *et al.* (Virgo and LIGO Scientific Collaborations), *Phys. Rev. Lett.* **116**, 241102 (2016).
- [21] J. Abedi, H. Dykaar, and N. Afshordi, *Phys. Rev. D* **96**, 082004 (2017).
- [22] J. Westerweck, A. Nielsen, O. Fischer-Birnholtz, M. Cabero, C. Capano, T. Dent, B. Krishnan, G. Meadors, and A. H. Nitz, *Phys. Rev. D* **97**, 124037 (2018)].
- [23] A. Maselli, S. H. Voelkel, and K. D. Kokkotas, *Phys. Rev. D* **96**, 064045 (2017).
- [24] Z. Mark, A. Zimmerman, S. M. Du, and Y. Chen, *Phys. Rev. D* **96**, 084002 (2017).
- [25] R. S. Conklin, B. Holdom, and J. Ren, [arXiv:1712.06517](https://arxiv.org/abs/1712.06517).
- [26] N. J. Cornish and T. B. Littenberg, *Classical Quantum Gravity* **32**, 135012 (2015).
- [27] T. B. Littenberg and N. J. Cornish, *Phys. Rev. D* **91**, 084034 (2015).
- [28] J. B. Kanner, T. B. Littenberg, N. Cornish, M. Millhouse, E. Xhakaj, F. Salemi, M. Drago, G. Vedovato, and S. Klimentko, *Phys. Rev. D* **93**, 022002 (2016).
- [29] T. B. Littenberg, J. B. Kanner, N. J. Cornish, and M. Millhouse, *Phys. Rev. D* **94**, 044050 (2016).
- [30] B. Bécsy, P. Raffai, N. J. Cornish, R. Essick, J. Kanner, E. Katsavounidis, T. B. Littenberg, M. Millhouse, and S. Vitale, *Astrophys. J.* **839**, 15 (2017).
- [31] K. Chatziioannou, J. A. Clark, A. Bauswein, M. Millhouse, T. B. Littenberg, and N. Cornish, *Phys. Rev. D* **96**, 124035 (2017).
- [32] M. Millhouse, N. Cornish, and T. Littenberg, *Phys. Rev. D* **97**, 104057 (2018)
- [33] B. P. Abbott *et al.* (VIRGO and LIGO Scientific Collaborations), *Living Rev. Relativity* **19**, 1 (2016); **21**, 3 (2018).
- [34] R. H. Price and G. Khanna, *Classical Quantum Gravity* **34**, 225005 (2017).
- [35] G. Khanna and R. H. Price, *Phys. Rev. D* **95**, 081501 (2017).