

University of New Hampshire

University of New Hampshire Scholars' Repository

Jackson Estuarine Laboratory

Institute for the Study of Earth, Oceans, and
Space (EOS)

1-1975

Seasonal Studies of Florida Sublittoral Marine Algae

Arthur C. Mathieson

University of New Hampshire, Durham, Arthur.Mathieson@unh.edu

Clinton J. Dawes

Follow this and additional works at: <https://scholars.unh.edu/jel>

Recommended Citation

Mathieson, A.C. and C.J. Dawes. 1975. Seasonal studies of Florida sublittoral marine algae. *Bulletin of Marine Science* 25:46-65. (Contribution No. 702 in the Agricultural Experiment Station Series)

This Article is brought to you for free and open access by the Institute for the Study of Earth, Oceans, and Space (EOS) at University of New Hampshire Scholars' Repository. It has been accepted for inclusion in Jackson Estuarine Laboratory by an authorized administrator of University of New Hampshire Scholars' Repository. For more information, please contact nicole.hentz@unh.edu.

SEASONAL STUDIES OF FLORIDA SUBLITTORAL MARINE ALGAE

Arthur C. Mathieson and Clinton J. Dawes

ABSTRACT

The seasonal occurrence and reproduction of the sublittoral seaweed populations at four Florida sites are described. A total of 180 taxa were collected, including 105 Rhodophyceae, 49 Chlorophyceae, and 26 Phaeophyceae. The two southern sites in the Florida Keys showed higher numbers of species than the two northern sites off the central West Coast of Florida. The red algae were the most diverse group at each site. Green algae were more numerous than brown algae at the two Florida Key sites. Several of the species recorded represent extensions of known distributional ranges. Peak numbers of species were recorded during the winter-spring, when maximum nutrients and low temperatures were apparent. The station with the widest temperature fluctuation showed the most dramatic seasonality. The monthly occurrence and reproduction of each seaweed at the four sites are summarized.

The sublittoral marine algae of Florida are primarily known from scattered floristic studies (see Earle, 1972 for a summary), as only a few published accounts (Phillips and Springer, 1960; Dawes and Van Breedveld, 1969; Earle, 1969; Croley and Dawes, 1970; Ballentine, 1972) summarize detailed seasonal observations or ecological studies. Croley and Dawes (1970) described the shallow sublittoral flora (0 to 10 m) at Content Key in the Florida Keys, based on a 2½ year study employing SCUBA diving and permanent line transects. Phillips and Springer (1960) recorded seasonal collections (over a year period) from limestone reefs off Pinellas County-West Coast of Florida. SCUBA techniques were employed in 35-60 feet. Earle (1969) summarized many seasonal observations and collections (by dredging and SCUBA diving) of sublittoral brown algae from the Eastern Gulf of Mexico. She also gave a detailed summarization of environmental data for the area. Ballentine (1972) described the seasonal occurrence and abundance of algal epiphytes on shallow seagrass communities near Anclote Key. Dawes and Van Breedveld (1969) summarized a comprehensive seasonal account of the deep water algae (0-80 m) at 11 stations off the West Coast of Florida. Monthly collections were made,

over a 28 month period, by dredging and trawling.

In the present paper we describe the seasonal occurrence and reproduction of the sublittoral algae at four Florida sites. Two of the locations were in the Florida Keys, while the other two were off the central West Coast of Florida (Fig. 1). The floristic studies were conducted in association with a detailed ecological study of three Florida *Eucheuma* species (Dawes, et al., 1974).

METHODS AND MATERIALS

Monthly collections were made from September 1971 to August 1972 at the four study sites. Representative samples of all conspicuous algae were obtained monthly at each station. Collections were made by free diving at Bahia Honda and Molasses Keys. The Homosassa and Anclote Keys sites are offshore locations. Hence free and SCUBA diving techniques were used at the former site, while SCUBA was used at the latter. A complete set of voucher specimens was prepared monthly for each site; they are deposited in the Herbaria of the University of South Florida (USF) and the University of New Hampshire (NHA). Earle (1969), Humm and Taylor (1961), and Taylor (1928, 1960) served as the primary sources of identification. The nomenclature of Taylor (1960) was employed in most cases. The

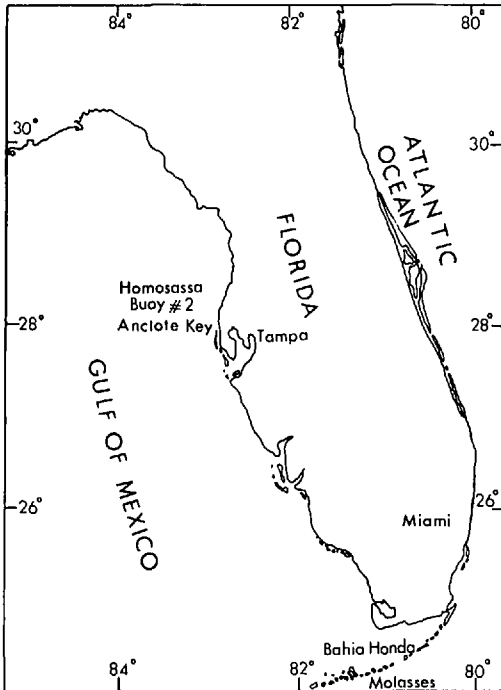


Figure 1. Location of four study sites.

occurrence of reproductive structures was also recorded for each voucher specimen. A variety of environmental parameters, such as temperature, salinity, nutrients, and pH,

were determined when each of the sites was occupied (Dawes, et al., 1974).

Description of Stations

A detailed description of the Molasses, Bahia Honda, and Anclote Key sites is summarized by Dawes, et al. (1974). Earle (1969) and Fagerberg (1972) give general accounts of the seaweed populations and the habitat at the Homosassa station. The latter site is at Channel Marker #2 (28°41'5"N latitude, 82°29'13"W longitude) off the Homosassa River. The substrate at all four sites consists of a continuous limestone base, with a sand and/or silt covering. Outcroppings of limestone and coral are also evident at the Anclote site. The collections at the Homosassa site were made from the base of the buoy, and from the adjacent calcareous sand-shell substrate. Extensive mats of *Thalassia testudinum* are present at the Homosassa site, and the plant serves as a host for a variety of epiphytes. The collections from Molasses Key, Bahia Honda Key, and the Homosassa Channel Marker were made in 0-4.0 m, while those at Anclote Key were obtained in 9.2-9.5 m.

Table 1 summarizes a variety of environmental parameters at the four sites. Bahia Honda and Molasses Keys had the highest

Table 1. Summary of environmental parameters (August 1971-August 1972)

Parameter	Molasses Key	Bahia Honda Key	Anclote Key	Homosassa Buoy #2
Temperature (C)				
maximum	32.0 (August)	32.0 (August)	32.0 (August)	26 (October)
minimum	19.0 (February)	20.0 (February)	16 (March)	11 (February)
average	26.9	27.2	24.8	19.0
Salinity (‰)				
maximum	42 (August)	42 (August)	36 (October, April, June and July)	36 (November)
minimum	37 (October, November and June)	37 (October, November and June)	34 (October)	29 (December)
average	38.7	38.9	35.2	31.0
pH				
maximum	8.9 (June)	9.1 (June)	8.6 (March, June)	9.0 (June)
minimum	7.6 (May)	8.0 (May)	7.3 (October)	7.8 (October)
average	8.33	8.37	8.02	8.26

Table 2. Total taxa collected

Stations	Green	Brown	Red	Station total
Bahia Honda Key	31	11	56	98
Molasses Key	32	9	71	112
Homosassa Buoy #2	17	18	32	68
Anclote Key	16	9	38	63

temperature and salinity regimes, with peaks in the summer and lows in the winter-spring. The salinities at the Anclote Key station were lower than those at Bahia Honda and Molasses Keys, but they were higher and more stable than at the Homosassa Channel Marker. The maximum water temperature at the Anclote Key site was the same as at Molasses and Bahia Honda Keys, but the average and minimum values were lower. The Homosassa site showed the lowest temperature regimes. No temperature readings were taken during June-August, 1972 at the latter site. Thus, the average temperature is probably not very representative. The pH values ranged from 7.6-8.9 at Molasses Key, 8.0-9.1 at Bahia Honda Key, 7.3-8.6 at the Anclote Key site, and 7.8-9.0 at Homosassa. The nutrient levels at the four sites studied were relatively low and they have been previously summarized by Dawes, et al. (1974).

SPECIES COMPOSITION

A total of 180 taxa of seaweeds were collected at the four sites, including 105 Rhodophyceae, 49 Chlorophyceae, and 26 Phaeophyceae. *Polysiphonia boldii* is newly recorded from the state of Florida; it was first described and recorded from Texas (Wynne and Edwards, 1970). The *Eucheuma* plants found at Bahia Honda Key probably represent an undescribed species or an ecotype of *Eucheuma nudum* (Dawes, et al., 1974); it is designated as the Bahia Honda form in the present account. The most common *Eucheuma* species on the West Coast of Florida appears to be *E. nudum* (Dawes, et al., 1974); the latter plant is designated as this

Table 3. Floristic affinities of different stations

Stations	Bahia Honda	Molasses Key	Homosassa Channel Marker #2	Anclote Key
Bahia Honda Key	98	64	41	27
Molasses Key	64	101	31	26
Homosassa Channel Marker #2	41	31	67	22
Anclote Key	27	26	22	63

species pending a taxonomic clarification of the Florida *Eucheuma* species¹).

Several of the species found at Homosassa (*Diplochaetae solitaria* and *Dictyota indica*) and Anclote Key (*Dictyota ciliolata*, *Spatoglossum schroederi*, *Spermothamnion gorgoneum* and *S. turneri* variety *variable*) represent northern extensions of distributional ranges on the West Coast of Florida, for they have not been previously recorded north of Cape Ramano (Earle, 1972). The occurrence of *Ceramium strictum* and *Helminthocladia calvadosii* in the Florida Keys, represents a southern extension of their known distribution on the West Coast of Florida, for they were previously unknown south of Cape Ramano (Earle, 1972). However, they are known from other southerly areas in the Caribbean (Taylor, 1960).

The number and kinds of seaweeds encountered at each site are summarized in Table 2. Molasses Key had the most diverse flora with 112 taxa. Ninety-eight taxa were found at Bahia Honda Key, 67 at the Homosassa Channel Marker and 63 at the Anclote Key site. The red algae were the most diverse group at each station. Green algae were more numerous than brown algae at Bahia Honda and Molasses Keys—i.e. the two southernmost sites. In contrast at the two northernmost sites (Homosassa and Anclote), the brown algae were either more diverse than the green algae (Homosassa) or they were proportionally more significant on a seasonal basis (Anclote) than at the two Florida Key sites.

¹ Mr. Donald Cheney, of the University of South Florida, Tampa, is presently completing a detailed taxonomic study of the Florida *Eucheuma* species.

Table 4. (Continued)

Phaeophyta	S	O	N	D	J	F	M	A	M	J	J	A
<i>Sporochnus pedunculatus</i> (Hudson) C. Agardh					x	x	x	Us		x		
<i>Stictyosiphon subsimplex</i> Holden							x	x				
Subtotal	4	4	3	6	8	10	9	9		4	3	4
Rhodophyta												
<i>Acrochaetium</i> sp.		x										
<i>Centroceras clavulatum</i> (C. Agardh) Montagne				x				x				
<i>Ceramium byssoideum</i> Harvey	x		T	x		x		x				x
<i>Chondria baileyana</i> (Montagne) Harvey									x			
<i>Chondria dasyphylla</i> (Wood- ward) C. Agardh							x	T				
<i>Chondria leptacremon</i> (Melvill) De Toni									Cp			
<i>Dasya corymbifera</i> J. Agardh	T											
<i>Dasya pedicellata</i> (C. Agardh) C. Agardh		x	T									
<i>Dasya rigidula</i> (Kützinger) Ardissonne				x	x							
<i>Digenia simplex</i> (Wulfen) C. Agardh	T,Cp,Sp	x	x	Sp	Sp	T	x	x		x	x	x
<i>Euclidean acanthocladum</i> (Harvey) J. Agardh											x	
<i>Euclidean nudum</i> J. Agardh												x
<i>Fosliella atlantica</i> (Foslie) Taylor	x	x	x	x	x	x	x	x		x	Cp	x
<i>Goniotrichum alsidii</i> (Zanardini) Howe							x					
<i>Griffithsia tenuis</i> C. Agardh											Cp	
<i>Herposiphonia secunda</i> (C. Agardh) Ambronn								T				
<i>Jania capillacea</i> Harvey	x	x	Cp	x	x			x		x	Cp	x
<i>Laurencia intricata</i> Lamouroux	Cp	x	x	x	x	x		T		x		x
<i>Laurencia obtusa</i> (Hudson) Lamouroux	x				x	x				x		
<i>Laurencia poitei</i> (Lamouroux) Howe		x		x			x	x		x		x
<i>Lomentaria baileyana</i> (Harvey) Farlow										x		
<i>Lophosiphonia cristata</i> Falkenberg				T	x	x					x	
<i>Polysiphonia binneyi</i> Harvey							T,Cp,Sp					
<i>Polysiphonia haplacantha</i> Harvey				x		x	x	x		x		
<i>Polysiphonia havanensis</i> Montagne			Cp					x				
<i>Polysiphonia gorgoniae</i> Harvey		x				x		x			x	
<i>Polysiphonia ramentacea</i> Harvey											x	
<i>Polysiphonia subtilissima</i> Montagne				T								
<i>Solieria tenera</i> (J. Agardh) Wynne et Taylor	x	x	x	T,Cp	Cp							x
<i>Spyridia filamentosa</i> (Wulfen) Harvey			x					x			x	

Table 4. (Continued)

Rhodophyta	S	O	N	D	J	F	M	A	M	J	J	A
<i>Wrightiella blodgettii</i> (Harvey) Schmitz									Sp			
<i>Wurdemannia miniata</i> (Draparnaud) Feldmann <i>et</i> Hamel		x		x	x	x	x					x
Subtotal	8	10	10	12	9	9	8	16		8	9	9
TOTAL	21	22	21	29	27	27	27	34		20	21	24

Table 3 compares the floristic affinities of the four sites. The floras at Bahia Honda and Molasses Keys showed the highest number of species in common (i.e. 64 species). The Homosassa site showed more affinities to the Florida Key sites than to Anclote. Twenty-two of the species found at Homosassa Buoy #2 were also recorded at Anclote Key.

Of the 180 taxa recorded 20 were present at all four sites. The cosmopolitan species included *Dictyota dichotoma*, *Sargassum filipendula*, *S. pteropleuron*, *Caulerpa cupressoides*, *C. prolifera*, *Halimeda incrassata*, *Penicillus capitatus*, *P. dumentosus*, *Rhipocephalus phoenix*, *Udotea conglutinata*, *Ceramium byssoideum*, *Dasya pedicellata*, *Fosliella atlantica*, *Goniotrichum alsidii*, *Jania*

capillacea, *Laurencia intricata*, *L. obtusa*, *Polysiphonia binneyi*, *P. subtilissima*, and *Wurdemannia miniata*.

Tables 4-7 give a detailed summarization of the species composition at each site. Several of the seaweeds were restricted to a single location. For example 7 of the 26 species of brown algae (*Cladosiphon occidentalis*, *Giffordia mitchellae*, *G. rallsiae*, *Myriotrichia occidentalis*, *Nemacystus howei*, *Sphacelaria tribuloides*, *Sporochnus bolleanus*, and *Stictyosiphon subsimplex*) were only collected at Homosassa Buoy #2—the site with the most diverse brown algal flora. Each of the latter species, except *S. bolleanus*, is a common epiphyte on *Thalassia testudinum*. Many of the red and green algae were restricted to Bahia Honda or Molasses Keys. The deep water flora at Anclote Key also showed several species, including *Botryocladia occidentalis*, *Callithamnion byssoides*, *Caloglossa leprieurii*, *Chrysiomenia enteromorpha*, *Faucheia hassleri*, *Gracilaria blodgettii*, *Halymenia agardhii*, *H. floresia*, *H. pseudofloresia*, *Pterocladia americana*, *Scinaia complanata*, *Spermothamnion* spp., *Cladophora gracilis*, *Derbesia vaucheriaeformis*, *Dictyota ciliolata*, *Giffordia conifera*, and *Spatoglossum schroederi*, that were not found at the other three sites.

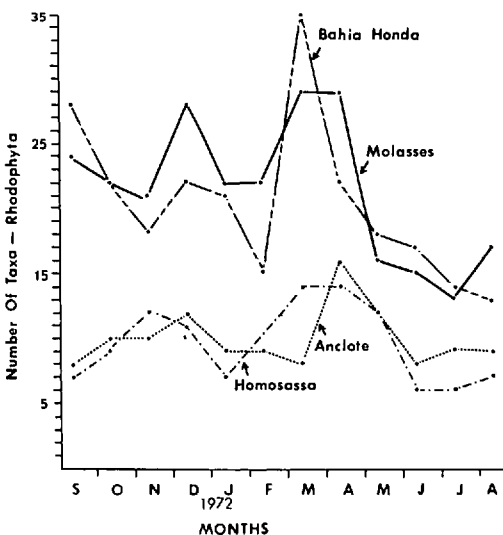


Figure 2. Seasonal occurrence of red algae.

SEASONAL OCCURRENCE AND REPRODUCTION

Figure 2 illustrates the seasonal occurrence of red algae at the four study sites. A bimodal pattern was recorded at each of the sites, with peak numbers occurring in the spring and fall. The seasonal occurrence of brown and green algae is shown in Figures

Table 5. Seasonal occurrence and reproduction of seaweeds at the Anclote Key site. (A = aplano-spore, Cp = carpospore, G = gametangia, Ps = plurilocular sporangia, R = receptacle, Sp = spermatia, T = tetraspore, Us = unilocular sporangia, x = present.)

Chlorophyta	S	O	N	D	J	F	M	A	M	J	J	A
<i>Bryopsis hypnoides</i> Lamouroux			x		x		x	x			x	x
<i>Caulerpa cupressoides</i> (West)												
C. Agardh			x								x	
<i>Caulerpa mexicana</i> (Sonder)												
J. Agardh	x			x				x		x		x
<i>Caulerpa peltata</i> Lamouroux										x		x
<i>Caulerpa prolifera</i> (Forsskål)												
Lamouroux										x		x
<i>Caulerpa racemosa</i> (Forsskål)												
J. Agardh var. <i>clavifera</i>												
(Turner) Weber van Bosse				x	x							
<i>Cladophora gracilis</i> (Griffiths												
ex Harvey) Kützing								x				
<i>Codium decorticatum</i> (Wood-												
ward) Howe										x	x	x
<i>Codium isthmocladum</i> Vickers								x				
<i>Codium taylori</i> Silva	x	x	x	x	x		x	G	x	G	x	x
<i>Derbesia vaucheriaeformis</i>												
(Harvey) J. Agardh		x	x				x					
<i>Halimeda discoidea</i> Decaisne		x	x	x			x				x	x
<i>Halimeda incrassata</i> (Ellis)												
Lamouroux	x											x
<i>Penicillus capitatus</i> Lamarck	x											
<i>Penicillus dumetosus</i>												
(Lamouroux) Blainville	x											
<i>Rhypocephalus phoenix</i> (Ellis												
et Solander) Kützing	x											
<i>Udotea conglutinata</i> (Ellis et												
Solander) Kützing	x	x	x	x			x			x		x
Subtotal	7	4	6	5	3		5	5	1	6	4	9
Phaeophyta												
<i>Dictyota ciliolata</i> Kützing							x					
<i>Dichotoma dichotoma</i> (Hudson)												
Lamouroux		x	x	T	x			x	T		x	x
<i>Giffordia conifera</i> (Børgesen)												
Taylor								x	Ps			
<i>Rosenvingea intricata</i>												
(J. Agardh) Børgesen								x				
<i>Sargassum filipendula</i> C. Agardh		x	x	x	x		x	R	x	x	x	
<i>Sargassum pteropleuron</i> Grunow		x										
<i>Spatoglossum schroederi</i>												
(Mertens) Kützing				x								
<i>Sphacelaria fusca</i> (Hudson)												
C. Agardh		x		x			x					
<i>Sporochnus pedunculatus</i>												
(Hudson) C. Agardh									x			
Subtotal		3	3	4	2		3	4	4	1	2	1
Rhodophyta												
<i>Acrochaetium</i> sp.										x		
<i>Botryocladia occidentalis</i>												
(Børgesen) Kylin	x		x	T	x					x	x	x

Table 5. (Continued)

Rhodophyta	S	O	N	D	J	F	M	A	M	J	J	A
<i>Callithamnion byssoides</i> Arnott in Hooker								x				
<i>Caloglossa leprieurii</i> (Montagne) J. Agardh		x										
<i>Ceramium byssoideum</i> Harvey		x	T	x	x		x		T			
<i>Ceramium fastigiatum</i> (Roth) Harvey								T			T	
<i>Champia parvula</i> (C. Agardh) Harvey			x				x	x			Cp	
<i>Chrysiomena enteromorpha</i> Harvey				Cp			x					
<i>Crouania attenuata</i> (Bonne-maison) J. Agardh								x				x
<i>Dasya pedicellata</i> (C. Agardh) C. Agardh								x				
<i>Erythrotrichia carnea</i> (Dillwyn) J. Agardh		x										
<i>Eucheuma nudum</i> J. Agardh	Cp, T	Cp, T,Sp	Cp, T,Sp	Cp, T,Sp	Cp, T,Sp	Cp	x	x	x	x	x	x
<i>Eucheuma acanthocladum</i> (Harvey) J. Agardh										x	x	x
<i>Fauchea hassleri</i> Howe et Taylor			T									
<i>Fosliella atlantica</i> (Foslie) Taylor			x				x					
<i>Goniotrichum alsidii</i> (Zanardini) Howe							x					
<i>Gracilaria blodgettii</i> Harvey	Cp,Sp			x								
<i>Gracilaria mamillaris</i> (Montagne) Howe	x			x								
<i>Gracilaria verrucosa</i> (Hudson) Papenfuss	x											x
<i>Halymenia agardhii</i> De Toni										x		
<i>Halymenia floresia</i> (Clemente) C. Agardh										x		
<i>Halymenia pseudofloresia</i> Collins et Howe	x			x	x		x	x	x			
<i>Hypnea musciformis</i> (Wulfen) Lamouroux								x				
<i>Jania capillacea</i> Harvey									x			
<i>Kallymenia perforata</i> J. Agardh				x			x	x	x			
<i>Laurencia intricata</i> Lamouroux									x		x	x
<i>Laurencia obtusa</i> (Hudson) Lamouroux		x	x	x	x		x	x	x			
<i>Lomentaria baileyana</i> (Harvey) Farlow	x		T		x		x	Cp				
<i>Peyssonnelia rubra</i> (Greville) J. Agardh			x				x					
<i>Polysiphonia binneyi</i> Harvey									T			
<i>Polysiphonia gorgoniae</i> Harvey		Cp										
<i>Polysiphonia havanensis</i> Montagne			x	x			T		x			
<i>Polysiphonia subtilissima</i> Montagne								T,Cp				
<i>Pterocladia americana</i> Taylor										x		

Table 5. (Continued)

Rhodophyta	S	O	N	D	J	F	M	A	M	J	J	A
<i>Scinia complanata</i> (Collins) Cotton								Sp,Cp	Cp			
<i>Solieria tenera</i> (J. Agardh) Wynne <i>et</i> Taylor	x	x	Cp	Cp	Cp	x			x			
<i>Spermothamnion gorgoneum</i> (Montagne) Bornet												x
<i>Spermothamnion turneri</i> (Mertens) Areschoug var. <i>variabile</i> (C. Agardh) Ardisson	x	x					x	T				
<i>Wurdemannia miniata</i> (Drapar- naud) Feldmann <i>et</i> Hamel		T	x								x	x
Subtotal	7	9	12	11	7	14	14	12	6	6	7	
TOTAL	17	16	22	18	12	22	23	17	13	12	17	

3 and 4. A distinct winter-spring peak of brown algae was recorded at Homosassa (Fig. 3). None of the other three sites showed a comparable pattern. The green algae did not show a clear-cut seasonal pattern (Fig. 4). Even so peaks of green algae were recorded at Bahia Honda and Molasses Keys during the winter and spring; the same peaks were not apparent at Homosassa or Anclote.

Figure 5 summarizes the total number of species per month at the four sites. The seaweed populations at Bahia Honda and Molasses Keys showed an almost identical pattern with peaks in September, December, March-April. Minimal populations were evident during the summer. Peak populations were recorded at Homosassa from December to April, with a maximum in April; thereafter a conspicuous decrease was apparent. The populations at Anclote Key showed the

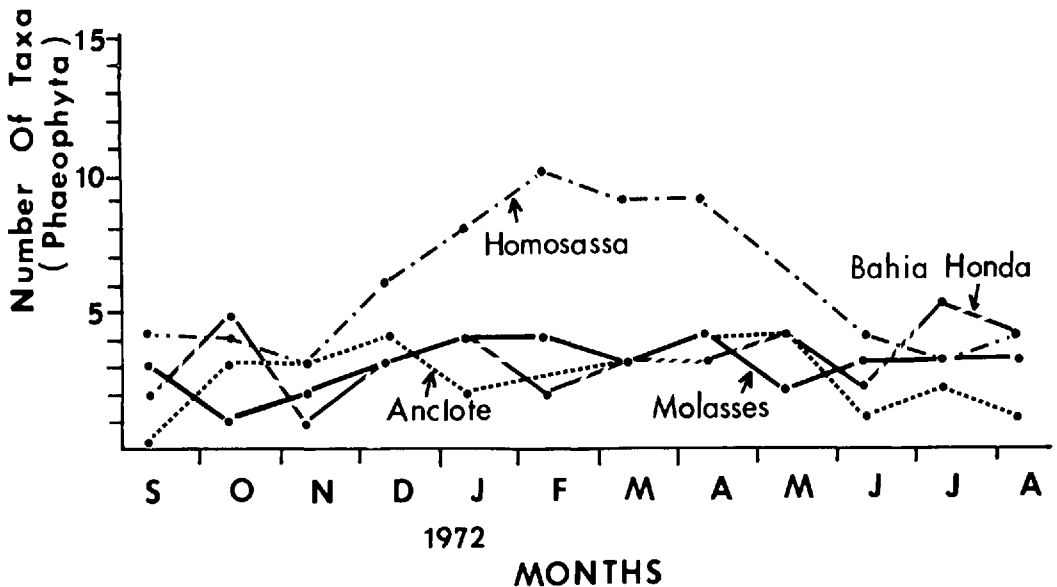


Figure 3. Seasonal occurrence of brown algae.

Table 6. (Continued)

Phaeophyta	S	O	N	D	J	F	M	A	M	J	J	A
<i>Padina sanctae-crucis</i> Børgesen					x							
<i>Sargassum filipendula</i> C. Agardh	x			R		x						
<i>Sargassum pteropleuron</i> Grunow								x				
Subtotal	3	1	2	3	4	4	3	4	2	3	3	3
Rhodophyta												
<i>Acanthophora spicifera</i> (Vahl) Børgesen				x				x				
<i>Amphiroa fragilissima</i> (L.) Lamouroux	x		x	x	x		x	x	x	x	x	Cp
<i>Amphiroa rigida</i> Lamouroux var. <i>antillana</i> Børgesen	x				x			x	x	x	x	Cp
<i>Bostrychia tenella</i> (Vahl) J. Agardh								T				
<i>Bryothamnion seaforthii</i> (Turner) Kützing				Cp	x		Cp	x	x			
<i>Bryothamnion triquetrum</i> (Gmelin) Howe							x					
<i>Centroceras clavulatum</i> (C. Agardh) Montagne	x	x	x	x	x	x	x	x		x	x	
<i>Ceramium byssoideum</i> Harvey	T	x	x	T			x	x				
<i>Ceramium strictum</i> (Kützing) Harvey				x								
<i>Champia parvula</i> (C. Agardh) Harvey	T	T	x	x	T	Cp	x	T	x	x		x
<i>Champia salicornioides</i> Harvey		x	x	Cp	T	x	T	x		x		
<i>Chondria dasyphylla</i> (Woodward) C. Agardh						x		T				
<i>Chondria littoralis</i> Harvey	x	x		x								
<i>Chondria sedifolia</i> Harvey								T				
<i>Corynomorpha clavata</i> (Harvey) J. Agardh		x										
<i>Crouania attenuata</i> (Bonnemaison) J. Agardh		x			x	x	x	x	x			
<i>Dasya caribica</i> Børgesen									x			
<i>Dasya crouaniana</i> J. Agardh	x						x	x				
<i>Dasya pedicellata</i> (C. Agardh) C. Agardh	x		x	x	x	x	x	T				
<i>Dasya ramosissima</i> Harvey				x								
<i>Dasya rigidula</i> (Kützing) Ardissonne							x			x	x	x
<i>Digenia simplex</i> (Wulfen) C. Agardh	x			x		x			x	x		x
<i>Eucheuma gelidium</i> (J. Agardh) J. Agardh	x					x	x	x				
<i>Eucheuma isiforme</i> (C. Agardh) J. Agardh	T	T	T	T	T	x	x	x	x	x	T	T
<i>Fosliella atlantica</i> (Foslie) Taylor	T	x			x		x					
<i>Fosliella farinosa</i> (Lamouroux) Howe										x		
<i>Gelidiella acerosa</i> (Forsskål) Feldmann et Hamel	T	Cp	x	Cp	x	x	x	x	x	x	x	x
<i>Goniolithon spectabile</i> Foslie			x									
<i>Goniolithon strictum</i> Foslie											x	x
<i>Goniotrichum alsidii</i> (Zanardini) Howe	x		x						x	x		
<i>Gracilaria debilis</i> (Forsskål) Børgesen	x	x		x	x	x		x				Cp
<i>Gracilaria ferox</i> J. Agardh		Cp	Cp		Cp			T				
<i>Gracilaria verrucosa</i> (Hudson) Papenfuss	T											
<i>Griffithsia tenuis</i> C. Agardh							x					
<i>Helminthocladia calvadosii</i> (Lamouroux) Setchell												x
<i>Herposiphonia secunda</i> (C. Agardh) Ambronn								x				

Table 6. (Continued)

Rhodophyta	S	O	N	D	J	F	M	A	M	J	J	A
<i>Herposiphonia tenella</i> (C. Agardh) Ambronn												x
<i>Heterosiphonia gibbesii</i> (Harvey) Falkenberg	x	x	x	x		x		x				
<i>Heterosiphonia wurdemani</i> (Bailey ex Harvey) Falkenberg	x											
<i>Hypnea cervicornis</i> J. Agardh			x	T	x	x	x	x				x
<i>Hypnea cornuta</i> (Lamouroux) J. Agardh				x		x						
<i>Hypnea musciformis</i> (Wulfen) Lamouroux					x	x		x				
<i>Hypnea spinella</i> (C. Agardh) Kützting									x			x
<i>Jania adherens</i> Lamouroux												x
<i>Jania capillacea</i> Harvey		x	x			x		x				
<i>Jania pumilla</i> Lamouroux										x		
<i>Laurencia intricata</i> Lamouroux	x	x	x	x	x	x	x	x	x	x	x	
<i>Laurencia obtusa</i> (Hudson) Lamouroux		x		x			x					
<i>Laurencia papillosa</i> (Forsskål) Greville	x	x	x	x	x	x	x		x	x	x	x
<i>Laurencia poitei</i> (Lamouroux) Howe	x	x	x	x	x	x	x	x	x		x	x
<i>Liagora farinosa</i> Lamouroux							x					
<i>Lophosiphonia cristata</i> Falkenberg							x					
<i>Peyssonnelia rubra</i> (Greville) J. Agardh									x		x	x
<i>Polysiphonia binneyi</i> Harvey			x	T			x					
<i>Polysiphonia ferulacea</i> Suhr								x				
<i>Polysiphonia howei</i> Hollenberg	x											
<i>Polysiphonia subtilissima</i> Montagne							x					
<i>Polysiphonia tepida</i> Hollenberg		x										
<i>Taenioma macrorurum</i> Thuret							x					
<i>Wrangelia bicuspidata</i> Børgesen			x	x	x							
<i>Wrangelia penicillata</i> C. Agardh		x		x	x		x	x				
<i>Wrightiella tumanowiczii</i> (Gatty) Schmitz	T	x	T	x	T	x	x	x				
<i>Wurdemannia miniata</i> (Draparnaud) Feldmann et Hamel	x	x	x	x	x	x		x	x	x	x	x
Subtotal	24	22	21	28	22	22	29	29	16	15	13	17
TOTAL	42	41	36	48	36	35	45	49	31	31	30	35

most pronounced seasonal cycle of species numbers and biomass, with fall and spring peaks and a winter minimum. *Giffordia conifera* was one of the major components of the spring bloom at the Anclote Key site. During May, 1972 it formed a dense cloud of detached plants throughout the water column, except for the top meter and on the bottom. The local shrimp fishermen indicate that the bloom is a yearly phenomenon; they designate the plant as "gumbo."

Tables 4-7 summarize the monthly occurrence of seaweeds at the four study sites. Most of the green algae appear to be perennials or aseasonal annuals that are repre-

sented by successive generations of new plants during a year. A few green algae, such as *Cladophora delicatula*, *C. gracilis*, *Enteromorpha lingulata*, *E. plumosa*, *Monostroma oxyspermum*, and *Pseudotetraspora antillarum*, are distinct seasonal annuals, for they are only found during a limited period of the year. Most of the brown algae found at Molasses and Bahia Honda Keys appear to be perennials or aseasonal annuals. In contrast to a large number of seasonal annuals, such as *Cladosiphon occidentalis*, *Ectocarpus confervoides*, *Giffordia mitchellae*, *G. rallsiae*, *Myriotrichia occidentalis*, *Nemacystus howei*, *Rosenvingia intricata*, *Sporochnus bolleanus*,

Table 7. Seasonal occurrence and reproduction of seaweeds at Bahia Honda Key. (A = aplanospore, Cp = carpospore, G = gametangia, Ps = plurilocular sporangia, R = receptacle, Sp = spermatia, T = tetraspore, Us = unilocular sporangia, x = present.)

Chlorophyta	S	O	N	D	J	F	M	A	M	J	J	A
<i>Acetabularia crenulata</i> Lamouroux	x	x	x				x					x
<i>Avrainvillea nigricans</i> Decaisne	x											
<i>Batophora oerstedii</i> J. Agardh	x	x			x		x	x	x			x
<i>Caulerpa cupressoides</i> (West) C. Agardh	x	x	x	x	x	x	x	x		x	x	x
<i>Caulerpa lanuginosa</i> J. Agardh	x	x	x	x	x	x	x	x		x		
<i>Caulerpa paspaloides</i> (Bory) Greville		x		x								x
<i>Caulerpa prolifera</i> (Forsskål) Lamouroux		x										
<i>Caulerpa sertularioides</i> (Gmelin) Howe	x	x	x	x								x
<i>Cladophora delicatula</i> Montagne							x					
<i>Cladophoropsis membranacea</i> (C. Agardh) Børgesen				x		x		x				x
<i>Dasycladus vermicularis</i> (Scopoli) Krasser	x	x	x	x	x	x	x		x	x	x	x
<i>Dictyosphaeria cavernosa</i> (Forsskål) Børgesen	x	x	x	x	x	x	x	x	x	x	x	
<i>Diplochaete solitaria</i> Collins				x	x		x			x		
<i>Enteromorpha lingulata</i> J. Agardh							x					
<i>Enteromorpha plumosa</i> Kützing							x					
<i>Halimeda discoidea</i> Decaisne	x			x	x		x		x	x	x	x
<i>Halimeda incrassata</i> (Ellis) Lamouroux	x	x	x	x	x	x	x	x		x	x	x
<i>Halimeda monile</i> (Ellis et Solander) Lamouroux	x	x										x
<i>Halimeda opuntia</i> (L.) Lamouroux	x			x		x			x			
<i>Penicillus capitatus</i> Lamarck	x	x	x	x	x	x	x		x	x	x	x
<i>Penicillus dumetosus</i> (Lamouroux) Blainville	x	x	x	x	x	x	x	x		x	x	x
<i>Penicillus lamourouxii</i> Decaisne			x			x	x					x
<i>Phaeophila dendroides</i> (Crouan) Batters				x			x					
<i>Rhizocephalus phoenix</i> (Ellis et Solander) Kützing	x	x		x		x	x	x		x	x	x
<i>Siphonocladus rigidus</i> Howe												x
<i>Udotea conglutinata</i> (Ellis et Solander) Lamouroux	x	x		x	x	x	x	x	x		x	x
<i>Udotea flabellum</i> (Ellis et Solander) Lamouroux			x			x						
<i>Valonia macrophysa</i> Kützing						x						
<i>Valonia ocellata</i> Howe	x			x	x		x					
<i>Valonia utricularis</i> C. Agardh								x				
<i>Valonia ventricosa</i> J. Agardh	x			x	x		x	x				
Subtotal	18	15	11	18	13	14	20	11	7	11	13	11
Phaeophyta												
<i>Cystoseira myrica</i> (Gmelin) J. Agardh				x	x		x	x				
<i>Dictyota cervicornis</i> Kützing					x		x	x				
<i>Dictyota dichotoma</i> (Hudson) Lamouroux	x	x	x	x	x	x	x		x	x	x	x
<i>Dictyota divaricata</i> Lamouroux											x	x
<i>Dictyota indica</i> Sonder in Kützing								x			x	
<i>Dictyota linearis</i> (C. Agardh) Greville		x				x			x	x		x
<i>Ectocarpus confervoides</i> (Roth) Le Jolis		x							x			
<i>Lobophora variegata</i> (Lamouroux) Womersley												x
<i>Padina vickersiae</i> Hoyt		x							x			

Table 7. (Continued)

Phaeophyta	S	O	N	D	J	F	M	A	M	J	J	A
<i>Sargassum filipendula</i> C. Agardh		x		R								x
<i>Sargassum pteropleuron</i> Grunow	x				x							
Subtotal	2	5	1	3	4	2	3	3	4	2	5	4
Rhodophyta												
<i>Acanthophora spicifera</i> (Vahl)												
Børgesen	x	x	x	x		x	x	x			x	
<i>Amphiroa fragilisima</i> (L.) Lamouroux				x			x		x		x	x
<i>Amphiroa rigida</i> Lamouroux var. <i>antillana</i> Børgesen	x						x	x	x	x	x	
<i>Centroceras clavulatum</i> (C. Agardh) Montagne		x	x	x		x	x	x		x	x	
<i>Ceramium bysoideum</i> Harvey	x	x	x	x			x					
<i>Ceramium fastigiatum</i> (Roth) Harvey	x	x	x	x	x	x		x	x			
<i>Ceramium nitens</i> (C. Agardh) J. Agardh	T	x		x				x				
<i>Ceramium rubrum</i> (Hudson) C. Agardh							x					
<i>Champia parvula</i> (C. Agardh) Harvey	x	T	x	x		x	T	x	x	x		
<i>Chondria baileyana</i> (Montagne) Harvey							x					
<i>Chondria cnicophylla</i> (Melvill) De Toni	T											
<i>Chondria dasyphylla</i> (Woodward) C. Agardh							x	Sp				
<i>Chondria leptacremom</i> (Melvill) De Toni	x			x	Cp		x					
<i>Chondria littoralis</i> Harvey	x	x		x	x		x	x				
<i>Chondria tenuissima</i> (Goodenough et Woodward) C. Agardh		x	x			x			x	T	x	
<i>Crouania attenuata</i> (Bonnemaison) J. Agardh							x					
<i>Dasya caraibica</i> Børgesen		x				x	x					
<i>Dasya crouaniana</i> J. Agardh	T						x					
<i>Dasya pedicellata</i> (C. Agardh) C. Agardh	x	x	x	x	x		x	x		x	x	x
<i>Dasya rigidula</i> (Kützing) Ardissonne								x				
<i>Digenia simplex</i> (Wulfen) C. Agardh	x	x	x	x	x	x	x	x		x	x	x
<i>Eucheuma</i> sp. (= Bahia Honda form)	T	T	T	T	T	T	T	x	x	x	x	T
<i>Fosliella atlantica</i> (Foslie) Taylor		x	x				x		x			
<i>Fosliella farinosa</i> (Lamouroux) Foslie										x		
<i>Gelidiella acerosa</i> (Forsskål) Feldmann et Hamel									x			
<i>Goniolithon spectabile</i> Foslie							x					
<i>Goniolithon strictum</i> Foslie			x								x	x
<i>Goniotrichum alsidii</i> (Zanardini) Howe							x	x	x	x		
<i>Gracilaria ferox</i> J. Agardh	x	x										
<i>Gracilaria verrucosa</i> (Hudson) Papenfuss									x			
<i>Herposiphonia pecten-veneris</i> (Harvey) Falkenberg	x	x		x	x		x					
<i>Heterosiphonia gibbesii</i> (Harvey) Falkenberg	x						x	x	x			
<i>Hypnea cervicornis</i> J. Agardh	x				x		x		x			x
<i>Hypnea spinella</i> (C. Agardh) Kützing									x			x
<i>Jania capillacea</i> Harvey					x	x	Cp	x	x	x	x	
<i>Laurencia intricata</i> Lamouroux	x	x		x	x	x	Cp	x	x	x	x	x
<i>Laurencia obtusa</i> (Hudson) Lamouroux				x	x							x
<i>Laurencia papillosa</i> (Forsskål) Greville	x	x	x	x	x		T	x	x	x	x	x
<i>Laurencia poitei</i> (Lamouroux) Howe	x	x	x	x	x	x	Cp	x	x	x	x	x
<i>Lomentaria baileyana</i> (Harvey) Farlow									x			
<i>Lophosiphonia cristata</i> Falkenberg	x						x	x				

Table 7. (Continued)

Rhodophyta	S	O	N	D	J	F	M	A	M	J	J	A
<i>Lophosiphonia saccorhiza</i> Collins et Harvey					T							
<i>Polysiphonia binneyi</i> Harvey	x			x	T		x	x		x		
<i>Polysiphonia boldii</i> Wynne et Edwards							Cp					
<i>Polysiphonia gorgoniae</i> Harvey	x											
<i>Polysiphonia haplacantha</i> Harvey	x			x	x		x					
<i>Polysiphonia macrocarpa</i> Harvey	x											
<i>Polysiphonia opaca</i>				x	x		T	x				
<i>Polysiphonia ramentacea</i> Harvey		x	x									
<i>Polysiphonia subtilissima</i> Montagne	x	x	x		x	x				x		x
<i>Spyridia filamentosa</i> (Wulfen) Harvey		x	x	x	x	x	x	x		x		
<i>Wrangelia argus</i> Montagne			x									
<i>Wrangelia bicuspidata</i> Børgesen	x						x					
<i>Wrangelia penicillata</i> C. Agardh	T					Cp	x			x		
<i>Wrightiella tumanowiczi</i> (Gatty) Schmitz							x					
<i>Wurdemannia miniata</i> (Draparnaud) Feldmann et Hamel		x	x	x		x			x		x	x
Subtotal	28	22	18	22	21	15	35	22	18	17	14	13
TOTAL	48	42	30	43	38	31	58	36	29	32	32	28

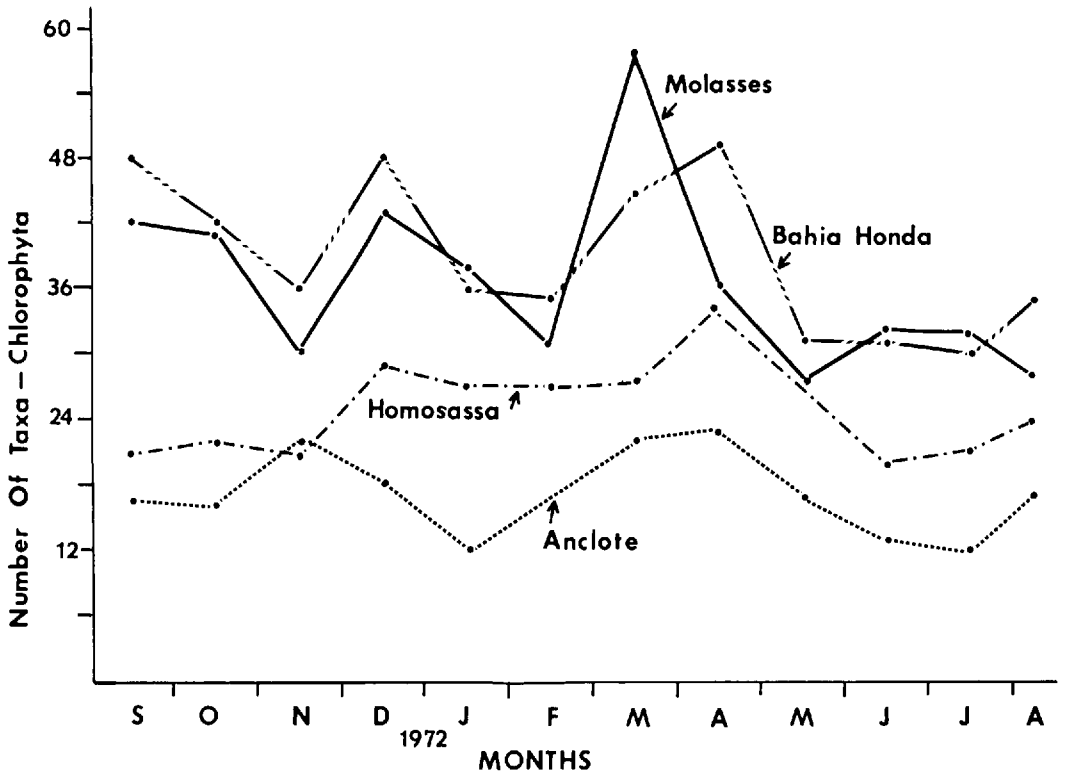


Figure 4. Seasonal occurrence of green algae.

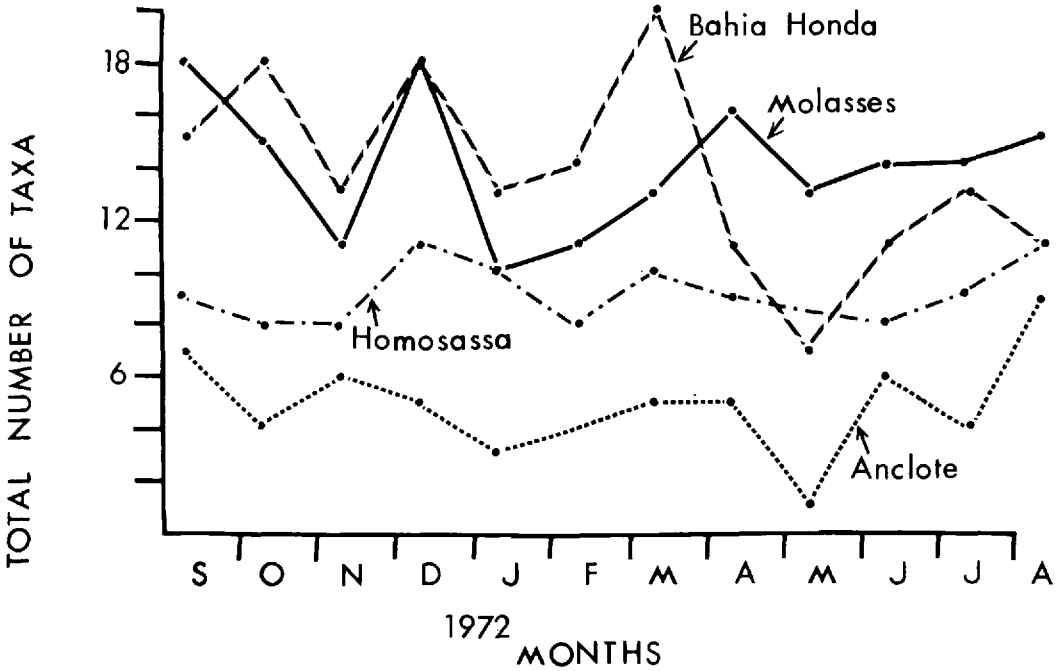


Figure 5. Total number of species per month at the four study sites.

S. pedunculatus, and *Stictyosiphon subsimplex*, were found at Anclote Key and Homosassa Buoy #2.

Perennial and annual populations of red algae were evident at each of the four sites. *Acanthophora spicifera*, *Amphiroa* spp., *Botryocladia occidentalis*, *Digenia simplex*, *Euचेuma gelidium*, *E. isiforme*, *Fosliella* spp., *Gelidiella acerosa*, *Goniolithon* spp., *Jania* spp., *Laurencia papillosa*, *L. poitei*, and *Wurdemannia miniata* are common perennials. *Ceramium strictum*, *Callithamnion byssoides*, *Chondria baileyana*, *C. dasyphylla*, *C. leptacremon*, *C. sedifolia*, *Crouania attenuata*, *Dasya* spp., *Euचेuma nudum*, the Bahia Honda form of *Euचेuma*, *Helminthocladia clavadosii*, *Hypnea* spp., *Lomentaria baileyana*, several of the *Polysiphonia* spp., *Scinaia complanata*, *Spermothamnion* spp., *Wrangelia* spp., and *Wrightiella blodgettii* are common seasonal annuals. Some of the red algae, such as *Chondria littoralis*, *Euचेuma nudum*, the Bahia Honda form of *Euचेuma* and *Gelidiella acerosa*

can also be described as pseudoperennials (Knight and Parke, 1931), for the basal portions of their fronds are capable of regenerating intact plants. The longevity of many of the algae could not be assessed, because of their infrequent occurrence.

Tables 4-7 also summarize the seasonal reproduction of the seaweeds at the different sites. Very few reproductive structures were observed on the green algae even though each specimen was examined microscopically. Thus, only one aplanospore-bearing plant of *Pseudotetraspora antillarum* was found during April at the Homosassa site, and gametangial populations of *Codium taylori* were recorded in April and June at Anclote Key. Several of the brown algae (*Ectocarpus confervoides*, *Giffordia mitchellae*, *Giffordia rallsiae*, *Sargassum filipendula*, and *Sporochnus pedunculatus*) showed a peak period of reproduction in the winter-spring—particularly at the Homosassa site. Tetrasporic plants of *Dictyota* spp., *Lobophora variegata* and *Padina vickersiae* were

found intermittently throughout the year. The only male brown alga recorded was represented by a collection of *Padina vickersiae*; it was found in December at the Homosassa site. Tetrasporic and cystocarpic specimens of several red algae were found at each of the four sites. In contrast spermatangial plants were rare; spermatangia were only observed with *Chondria dasyphylla*, *Digenia simplex*, *Euclidean nudum*, *Gracilaria blodgettii*, *Scinaia complanata*, *Polysiphonia binneyi* and *Wrightiella blodgettii*. *Gracilaria blodgettii*, *Polysiphonia binneyi*, *Polysiphonia subtilissima*, and *Solieria tenera* showed a simultaneous occurrence of two of the three major reproductive phases (spermatangial, cystocarpic and tetrasporic) in a single monthly collection.²

DISCUSSION

The species composition at Bahia Honda and Molasses Keys is very similar to that described for Content Key (Croley and Dawes, 1970) and the Dry Tortugas (Taylor, 1928). One would anticipate such a similarity, for each of the four sites is in the Florida Keys. Surprisingly the Homosassa site showed more affinities to the southern sites (Bahia Honda and Molasses Keys) than to the adjacent Anclote Key station. However, it should be recalled that the Anclote Key site was deeper than the other three sites. Many of the species in common to Homosassa and the Florida Keys (see Tables 4, 6 and 7) have a cosmopolitan distribution (Taylor, 1957, 1960). Thus, they are probably flexible to a variety of environmental factors such as temperature and salinity. The marine algae found at Anclote Key were very similar to those described by Phillips and Springer (1960) and Dawes and Van Breedveld (1960) from moderate depths (10-20 m) off the Central West Coast of Florida. The species composition at the Anclote Key site also showed many similarities to the offshore flora in North

Carolina (Schneider and Searles, 1973), for it was dominated by many of the same red algae (e.g. *Scinaia complanata*, *Kallymenia perforata*, *Gracilaria blodgettii*, *G. mamillaris*, *Solieria tenera*, *Euclidean isiforme*, and *Botryocladia pyriformis*).

A comparison of the deep water stations (30-70 m) of the Hourglass Cruises (Dawes and Van Breedveld, 1969) with the more shallow Anclote (9 m) and Homosassa (4 m) sites shows that fewer tropical and perennial species are present at the latter sites. Dawes and Van Breedveld (1969) emphasize that the large number of perennial and tropical algae in deep waters (30-60 m) is correlated with stable temperature and salinity conditions and reduced turbidities. In contrast shallow water stations with more wide-ranging hydrographic conditions (particularly temperatures) show a more pronounced seasonality. Many of the perennial tropical species found at Anclote Key were reduced to residual basal portions during the winter.

Earle (1969, 1972) and Humm and Taylor (1961) have also described the existence of a diverse offshore flora in the Gulf of Mexico, as well as pronounced seasonal fluctuations in the northern Gulf. Earle (1972) emphasizes that the offshore summer temperatures (25-30°C) of the Gulf are tropical, according to Setchell's (1915) definition. In contrast the average temperature for inshore waters of the northern Gulf are approximately equal to the summer temperatures in New England; in addition they drop markedly in the winter. Earle (1972) states that 50 species with New England affinities, thrive during the winter in the northern Gulf, but they do not occur in the southern Gulf. Many of the latter species are summer annuals at Cape Cod, Massachusetts.

Thirty-four of the 180 species we recorded extend northward to southern New England or the arctic (see Taylor, 1957 for distributional data). Seventeen of the latter species occurred at Homosassa and Anclote Key, 16 at Bahia Honda and 15 at Molasses Key. The equality of "temperate" species at the

² Specimens of *Agardhiella tenera* (J. Agardh) Schmitz from the southern coasts of North America and the West Indies have been transferred by Wynne and Taylor (1973) to *Solieria tenera* (J. Agardh) Wynne et Taylor.

four sites may, in part, be a reflection of differential depths and substrates, as well as the rather central location of the Anclote and Homosassa stations on the West Coast of Florida.

Earle (1969) emphasizes that the Phaeophyta can be used as biological indicators of floral affinities in the Eastern Gulf of Mexico. She records an average of about 13% Phaeophyta in several tropical and subtropical American areas, with 22% at Beaufort, North Carolina, and 33% from the Northeastern United States. A compilation of our data shows 11.2% Phaeophyta at Bahia Honda, 8.04% at Molasses, 25.4% at Homosassa and 14.3% at the Anclote site. The values at Bahia Honda and Anclote are somewhat low, as compared to other geographical areas. However, it should be recalled that Earle's average values are based on rather broad geographical areas (e.g. Bermuda, Virgin Islands, Northeastern United States) rather than a single site. In addition the data from the Anclote Key site is probably also low, because of the depth of the location (9 m).

As suggested previously we have also observed pronounced seasonal cycles at each site. Peak species numbers were recorded during the winter-spring when maximum nutrients and low temperatures were apparent. Minimum species numbers were evident during the summer when high temperatures and low nutrients were evident. The station with the widest temperature variation (Homosassa) showed the most dramatic seasonality. In contrast the Florida Key sites showed less temperature variation and a more limited biological fluctuation. The brown algae were the major contributors in the winter-spring peak at Homosassa and the Anclote Key sites, presumably because of their cold water affinities. A greater number of green and red algae were found in the Florida Keys. Fewer of these species are temperate annuals.

Several annuals, such as *Pseudotetraspora antillarum*, *Chondria baileyana*, *C. dasyphylla*, *C. leptacremon*, and *Dasya pedicel-*

lata, occurred earlier in the Florida Keys than at Anclote Key or the Homosassa site. The differential temperature regimes between the northerly and southerly sites probably account for the phenologies recorded. Coleman and Mathieson (in press) have recorded a similar situation on the north and south side of Cape Cod, which is a major phytogeographic boundary on the East Coast of North America (Setchell, 1922). The seasonal occurrence of most species in common to Bahia Honda and Molasses Keys was very similar. Differences were primarily a reflection of varying abundances at the two sites. Most species in common to Anclote Key and Homosassa showed a similar seasonal occurrence. However, a few species, such as *Rosenvingia intricata* and *Sporochnus pedunculatus* occurred earlier at Homosassa than at Anclote Key. *Eucheuma acanthocladum* was collected earlier at Anclote Key than at Homosassa. Differential light regimes may account for the varying depth responses.

In most cases the reproductive information is inadequate to make any detailed evaluation. However, a few generalizations can be summarized as follows:

- (1) many of the annual brown algae showed a synchronized cycle of peak reproduction and growth in the winter-spring.
- (2) most of the perennial species showed differential seasonal cycles for their reproduction and growth.
- (3) vegetative reproduction is probably a major means of repopulation for many of the algae—e.g. *Caulerpa*, *Penicillus*, *Gracilaria*, and *Hypnea* spp.
- (4) many perennial species (e.g. *Chondria littoralis*, *Botryocladia occidentalis*, *Eucheuma nudum*, *Sargassum filipendula*, *S. pteropleuron*) are capable of regenerating intact plants from the basal portions of their fronds.

A comparison of the species diversity at the three shallow water sites (Bahia Honda, Molasses, and Homosassa) shows a con-

spicuous difference between the northern and southern locations. For example, there are almost twice as many species at both Bahia Honda and Molasses Key as at Homosassa Buoy #2. Earle (1972) also records a greater species diversity in the southern than the northern Gulf of Mexico, which she interprets as being due to the greater prevalence of hard substrate and the more stable hydrographic conditions in the former areas. A similar gradient of species diversity is evident along the Northeastern Coast of North America (Mathieson, et al., 1969).

The importance of diving (both free and SCUBA) to the present study cannot be overemphasized, for it has allowed direct observations and collections of specimens on a monthly basis throughout a year. Thus, several of our collections represent extensions of known distributional ranges as well as new records to Florida. Many of these specimens might not have been found if typical dredging techniques were employed. In addition we have been able to record a variety of unique phenological events, such as the bloom of pelagic populations of *Giffordia conifera* and the "seeding" of young *Eucheuma nudum* plants (Dawes, et al., 1974) at Anclote Key. The magnitude of these events would not have been apparent if direct observations were not employed.

ACKNOWLEDGMENTS

The investigation was supported by the Office of Sea Grant Program of the National Oceanic Atmospheric Administration as Research Grant 1-35367; particular thanks are extended to Mr. R. Wildman of the same office for his personal interest and assistance. We would also like to thank the University of Miami for the use of the Pigeon Key Field Station. In addition we wish to acknowledge the invaluable assistance of Mr. Donald P. Cheney, who assisted with most of the field collections and who first collected and initially identified the specimens of *Polysiphonia boldii*. We would also like to thank Mr. William Anderson, Mr. Wayne Fagerberg and Mr. John Shipman for their diving and collecting assistance. This paper is published with the approval of the Director of the New Hampshire Agricultural Experiment Station as Scientific Contribution No. 702.

LITERATURE CITED

- Ballantine, D. 1972. Epiphytes of four seagrass species in the Anclote Anchorage, Tarpon Springs, Florida. M.A. Thesis, University of South Florida, Tampa, 87 pp.
- Croley, F. C. and C. J. Dawes. 1970. Ecology of the algae of a Florida Key, Part I: A preliminary checklist, zonation and seasonality. *Bull. mar. Sci.* 20: 165-185.
- Coleman, D. C. and A. C. Mathieson. Investigations of New England marine algae VII. Seasonal occurrence and reproduction of marine algae near Cape Cod, Massachusetts, *Rhodora* (in press).
- Dawes, C. J., S. A. Earle and F. C. Croley. 1967. The offshore benthic flora of the southwest coast of Florida. *Bull. mar. Sci.* 17: 211-231.
- and J. F. Van Breedveld. 1969. Benthic marine algae, in *Memoirs of the Hourglass Cruises, Vol. 1, Pt. 2, Florida Dept. nat. Resources, St. Petersburg*, 47 pp.
- , A. C. Mathieson and D. P. Cheney. 1974. Ecological studies of Florida *Eucheuma* (Rhodophyta, Gigartinales). I. Seasonal growth and reproduction. *Bull. mar. Sci.* 24: 235-273.
- Earle, S. A. 1969. Phaeophyta of the eastern Gulf of Mexico. *Phycologia* 7: 7-254.
- . 1972. Benthic algae and seagrasses. In: V. C. Bushnell (Ed.), *Serial Atlas of the marine environments, folio 22 Chemistry, primary productivity and benthic algae of the Gulf of Mexico*, Amer. Geog. Soc., pp. 15-17, 25-29.
- Fagerberg, W. R. 1972. A light and electron microscope study of gametophyte and sporophyte plants of *Padina vickersiae* Hoyt, M.S. Thesis, Univ. South Florida, Tampa, 54 pp.
- Humm, H. J. and S. E. Taylor. 1961. Marine Chlorophyta of the upper west coast of Florida. *Bull. mar. Sci. Gulf Carib.* 11: 321-380.
- Knight, M. and M. W. Parke. 1931. Manx algae. *Mem. Liverpool Marine Biol. Comm.* 30: 1-147.
- Mathieson, A. C., C. J. Dawes and H. J. Humm. 1969. Contributions to the marine algae of Newfoundland. *Rhodora* 785: 110-149.
- Phillips, R. C. and V. G. Springer. 1960. Observations on the offshore benthic flora in the Gulf of Mexico off Pinellas County. *Amer. Midland Nat.* 64: 362-381.
- Schneider, C. W. and R. B. Searles. 1973. North Carolina marine algae. II. New records and observations of the benthic offshore flora. *Phycologia* 12: 201-211.
- Setchell, W. A. 1915. The law of temperature connected with the distribution of marine algae. *Ann. Missouri Bot. Gard.* 2: 287-305.
- . 1922. Cape Cod in its relation to the

- marine flora of New England. *Rhodora* 24: 1-11.
- Taylor, W. R. 1928. The marine algae of Florida, with special reference to the Dry Tortugas, Publ. 379, Carnegie Inst., Washington, D.C., 219 pp.
- . 1957. Marine algae of the northeast coast of North America, Ann Arbor Press, 509 pp.
- . 1960. Marine algae of the eastern tropical and subtropical coasts of the Americas, Univ. Michigan Press, Ann Arbor, 870 pp.
- Wynne, M. J. and P. Edwards. 1970. *Polysiphonia boldii* sp. nov. from Texas. *Phycologia* 9: 11-16.
- . and W. R. Taylor. 1973. The status of *Agardhiella tenera* and *Agardhiella baileyi* (Rhodophyta, Gigartinales). *Hydrobiologia* 43: 93-107.

ADDRESSES: (A.C.M.) Department of Botany and Jackson Estuarine Laboratory, University of New Hampshire, Durham, New Hampshire 03824. (C.J.D.) Department of Biology, University of South Florida, Tampa, Florida 33620.