

2011

University of Arkansas Razorback Softball Media Guide, 2011

University of Arkansas, Fayetteville. Athletics Media Relations

Follow this and additional works at: <https://scholarworks.uark.edu/softball>

Citation

University of Arkansas, Fayetteville. Athletics Media Relations. (2011). University of Arkansas Razorback Softball Media Guide, 2011. *Arkansas Softball*. Retrieved from <https://scholarworks.uark.edu/softball/6>

This Periodical is brought to you for free and open access by the Athletics at ScholarWorks@UARK. It has been accepted for inclusion in Arkansas Softball by an authorized administrator of ScholarWorks@UARK. For more information, please contact ccmiddle@uark.edu.

ARKANSAS



Kim JONES
Becca CARDEN

Lindsey WELLS

Amanda CALDWELL

Layne McGUIRT
Leslie DIXON

2011
UNIVERSITY OF ARKANSAS
**RAZORBACK
SOFTBALL**
MEDIA GUIDE





INDEX

Table of Contents
Media Information/Quick Facts
Softball Philosophy
Bogle Park
Roster
Schedule
TV/Radio Schedule
Team TV/Radio Roster

THIS SEASON

2011 Season preview
Opponents
SEC Championship Preview

THE RAZORBACKS

Razorback Athletes
Player Profiles
Coaches and Staff
Head Coach Mike Larabee
Sue Carpenter
Kyle Jamieson
John Sisemore
Support Staff
2010 Review
2010 Game-by-Game
2010 Final Stats

HISTORY AND RECORDS

1	Razorback History	55
2	Year-by-Year Results	56-60
3	Series Records	61
4-5	Team-by-Team	62-64
6	Single Game Records	65-66
7	Single Season Records	67-69
8	Career Records	70-72
9	Letterwinners Jersey List	73 74
10	Honors and Awards	75-76
11-15	HOME OF THE RAZORBACKS	
16	The University of Arkansas University Chancellor	77-81 82
17	Academic Support	83-85
18-42	Razorbacks in the Community	86
43	Vice Chancellor and Director of Athletics Jeff Long	87-88
44-45	Athletic Administration	89-90
46	Razorback Foundation	91
47	Home of Champions	92
48	Home of a Million Fans	93
49	Campus Life	94
50-51	Razorback Traditions	95-96
52	Fayetteville/Northwest Arkansas	97-98
53-54	Athletic Facilities	99-101



CREDITS:

The 2011 Arkansas Softball Media Guide was written and designed by Media Relations Intern Stephanie Taylor with assistance from Melissa Anderson and Chelcey Lowrey. Editorial assistance from Assistant Athletic Director Bill Smith, Associate Director Jeri Thorpe, Director of Football Media Relations Zack Higbee and Associate Director Phil Pierce. Photography by Wesley Hitt and Beth Hall. Cover designs by Andrew Reynolds.

2011 RAZORBACK SOFTBALL QUICK FACTS / MEDIA INFO

ATHLETIC MEDIA RELATIONS

Athletic Media Relations Intern Stephanie Taylor serves as the media contact for the University of Arkansas Razorback softball team. Information regarding the other 18 athletic programs at Arkansas is available by contacting the Athletic Media Relations Office at (479) 575-2751. Our offices are located in Barnhill Arena.

ON THE WEB

The latest in Razorback sports can be accessed by logging onto the official web site. Complete team information, student-athletes and coaches' bios along with recaps and results can be found at ArkansasRazorbacks.com.

INTERVIEWS

All interviews must be scheduled through Athletic Media Relations. Phone interviews with out-of-town media are encouraged and can also be arranged. All requests for information should be made to Taylor in the Athletic Media Relations office.

Head coach Mike Larabee is available at the conclusion of each game for interviews. Interviews must be arranged through the Athletic Media Relations Department 24 hours in advance.

OLYMPIC SPORTS PRESS CONFERENCE

2 Olympic Sports press conferences are held each Tuesday at 1 p.m. All Olympic sports in season will have a coach or team representative present for media interviews. Press conferences are held in the media room on the first level of Barnhill Arena.

GENERAL INFORMATION

Location	Fayetteville, Ark.
Founded	March 27, 1871
Enrollment	21,409
Colors	Cardinal and White
Nickname	Razorbacks
Affiliation	NCAA Division I
Conference	Southeastern (Western Division)
President	B. Alan Sugg
Chancellor	Dr. G. David Gearhart
Vice Chancellor and Director of Athletics	Jeff Long

TEAM INFORMATION

First Year	1997
2010 Record	28-29 (10-18 SEC)
2010 SEC Finish	4th, SEC West
Letterwinners Returning/Lost	15/6
Starters Returning/Lost	6/5
Newcomers	9
Home Field	Bogle Park (1,200)

EMAIL UPDATES

Members of the media may request to be added to the Arkansas Media Relations email list. List members receive game stories, stats, updates and other information via email. Please contact the Athletic Media Relations office to be added to the list.



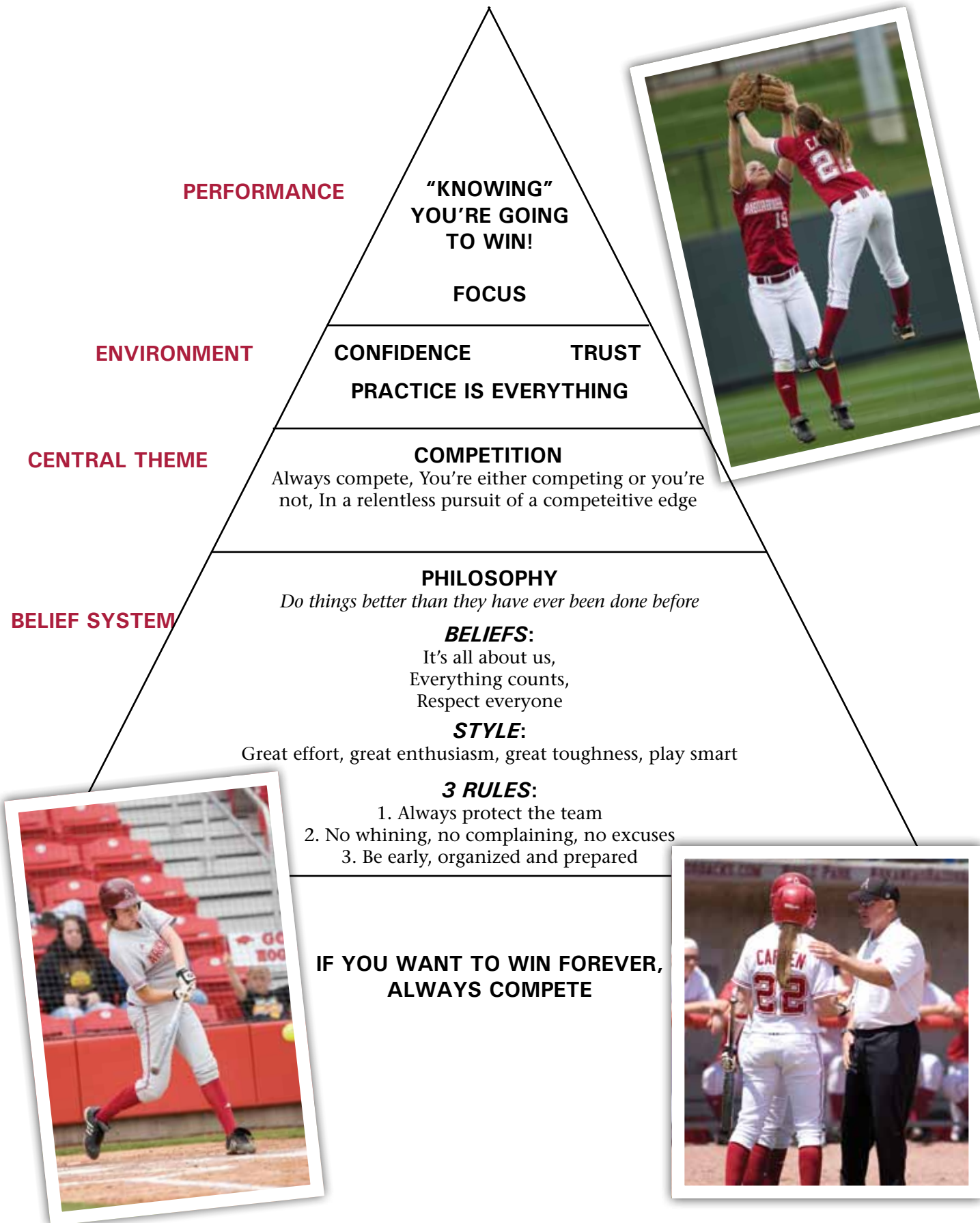
COACHING STAFF

Head Coach	Mike Larabee
Alma Mater	Washington State, 1986
Career Record	142-176 (7th Season)
Arkansas Record	28-29 (Second Season)
Assistant Coaches	Sue Carpenter (Cedarville, 1986) Kyle Jamieson (Nipissing, 1998)
Volunteer Assistant Coach	John Sisemore

MEDIA RELATIONS

Associate Director	Robby Edwards
Director of Football Media Relations	Zack Higbee
Associate Director	Phil Pierce
Associate Director	Jeri Thorpe
Assistant Director	Chad Crunk
Assistant Director	Zach Lawson
Assistant Director	Derek Satterfield
Intern	Patrick Crawford
Intern	LaToya Gulley
Softball Contact	Stephanie Taylor
E-Mail	sat005@uark.edu
Office Phone	479-575-4898
AMR Phone	479-575-2751
AMR Fax	479-575-7481
Website	ArkansasRazorbacks.com
Mailing Address	Athletic Media Relations 131 Barnhill Arena Fayetteville, AR 72701

ARKANSAS SOFTBALL PHILOSOPHY





4

Every season, administrators encourage coaches and coaches encourage teams to be better than before. At the University of Arkansas, that commitment to improvement extends to facilities as well and there is no facility better for college softball than Bogle Park.

Bogle Park was made possible thanks to the lead gift made by Bob and Marilyn Bogle and the Bogle family who have also made significant contributions to both the university and the athletic department over the course of many years. An event celebrating the naming was held Friday, Oct. 26, 2009.

“There’s one thing everybody in America knows about our campus, nothing at the University of Arkansas is less than first class,” said Associate Vice Chancellor and Executive Associate Athletic Director Bev Lewis. “This facility will raise the bar for our softball program. I’m so pleased that the Bogles allowed us to honor them and to honor the University with the naming of this facility.”

Bogle Park was designed by Browning Day Mullins Dierdorf and their lead architects John Lindstaedt, Dan McCloskey and Chad Lothamer. McClelland Consult-

ing Engineers is the civil engineer for Bogle Park. The mechanical, electrical and plumbing engineers are TME Consulting Engineers and the structural engineers are Engineering Consultants. Construction of the facility was handled by Nabholz Construction’s Ozark division and would not be possible without the many donors and partners of the project.

Bogle Park replaced Lady’Back Yard and moved the Arkansas softball team into one of the elite facilities in America. The park is located on the corner of Leroy Pond Drive and California Drive, just north of the Arkansas soccer field.

One of the most striking aspects of Bogle Park is the dramatic entrance on the concourse level. Upon entry, fans see the field and then descend down into the seating area which is home to 1,200 chair-back seats. There is space for grilling in the outfield area and six modern skyboxes overlook the field. For the first time, the Razorback softball team has its locker room at the venue along with an indoor practice and batting facility located on the home field side of the stadium. The press box is a state-of-the-art media area.

BOGLE BASICS

Capacity: 1,200

Inaugural Season: 2008-09

Unique Features:

- The home of Arkansas softball, Bogle Park joins the roster of state-of-the-art competition facilities for the Razorbacks.
- All chairback seating for primary seating.

- Outfield berm seating plus picnic area.
- Six skyboxes and a full press box built to be NCAA Regional ready.
- Graphic scoreboard for fans and players.
- Full clubhouse and training facilities for team.
- Adjacent indoor training facility with batting cages and full infield.

INDOOR PRACTICE FACILITY

When the weather prevents the softball team from practicing at Bogle Park, the team moves to the indoor, climate-controlled softball practice facility.

The indoor facility was constructed along with Bogle Park ensuring a uniform feel and consistency in the facility and the field. The interior measures 100x100 and is made of the same infield dirt as the playing field. Removable batting cages allow for hitting, pitching or lift out of the way for infield practice.



5

THE DEDICATION

The latest addition to the University of Arkansas' athletic facilities was recognized Saturday, April 11, 2009, with the dedication of Bogle Park, the new home field for the Razorback softball team. The on-field dedication took place just before Arkansas' game with No. 19 LSU.

As the gates at Bogle Park opened, the first 500 fans were admitted free and received a concession stand voucher and a commemorative softball marking the special date. The ceremonial first pitch was thrown out by the Bogle family before the start of Saturday's contest.

University of Arkansas Chancellor Dr. G. David Gearhart and Vice Chancellor and Director of Athletics Jeff Long took part in the dedication ceremony of the \$8.5 million facility. Associate Vice Chancellor and Executive Associate Athletic Director Bev Lewis was in attendance to recognize the donor gift supplied by the Bogle family.

2011 ARKANSAS SOFTBALL ROSTER

NO.	NAME	POS.	HT.	YEAR	B/T	HOMETOWN/LAST SCHOOL
00	Jennifer Rambo	IF	5-7	Fr.	L/R	Spokane, Wash./Gonzaga Prep
1	Macy Burr	OF	5-4	Fr.	L/R	Plano, Texas/Plano HS
2	Hope McLemore	RHP	5-6	So.	R/R	Ringling, Okla./Ringling HS
3	Tori Mort	OF	5-5	Jr.	L/L	Claremore, Okla./Owasso HS
4	Jayne Gee	C	5-7	Fr.	R/R	The Woodlands, Texas/The Woodlands College Park HS
5	Stephanie Brewer	IF	5-6	So.	R/R	Broken Arrow, Okla./Broken Arrow HS
6	Amanda Summerford	OF	5-10	So.	R/R	Fayetteville, Ark./Fayetteville HS
7	Leslie Dixon	C	5-6	Sr.	R/R	Edmond, Okla./North HS
8	Lindsey Wells	OF	5-5	Sr.	R/R	Carl Junction, Mo./Carl Junction HS
9	Ashley Martindale	OF	5-3	Fr.	L/R	Benton, Ark./Benton HS
10	Sierra Bronkey	UTL	5-6	Fr.	L/R	Edmond, Okla./Edmond Santa Fe HS
12	Courtney Breault	IF	5-9	So.	R/R	Roseville, Calif./Woodcreek HS
14	Jessica Robison	IF	5-5	Jr.	R/R	Owasso, Okla./Owasso HS
16	Amanda Geile	IF	5-8	Fr.	R/R	Ballwin, Mo./Parkway South HS
17	Layne McGuirt	RHP	5-7	Sr.	R/R	Wynne, Ark./Wynne HS
20	Chloe Oprzedek	IF	5-4	Fr.	L/R	Lockport, Ill./Providence Catholic HS
21	Morgan Clark	C	5-9	So.	R/R	Farmington, Ark./Farmington HS
22	Becca Carden	OF	5-8	Sr.	R/R	Miami, Okla./NEO A&M/Miami HS
26	Brea Van De Pol	IF	5-8	So.	R/R	Ankeny, Iowa/Ankeny HS
28	Linnea Ketcher	OL	5-7	So.	L/R	West Jordan, Utah/Weber State/West Jordan HS
29	Brittany Griffiths	IF	5-5	Jr.	R/R	Plano, Texas/Plano HS
30	Meg McGuirt	IF	5-5	Fr.	L/R	Wynne, Ark./Bentonville HS
32	Kim Jones	RHP	5-11	Sr.	R/R	Lenexa, Kan./Shawnee Mission Northwest HS
44	Chelsea Cohen	RHP	5-9	So.	R/R	Sparks, Nev./Reed HS
62	Amanda Caldwell	C	5-4	Sr.	R/R	Victoria, Texas/Memorial HS

Head Coach - Mike Larabee
Assistant Coaches - Sue Carpenter, Kyle Jamieson

Volunteer Assistant Coach - John Sisemore
Graduate Assistant - Jessica Bachkora

6

INFIELD

Courtney Breault
Stephanie Brewer
Amanda Geile
Brittany Griffiths
Meg McGuirt
Chloe Oprzedek
Jennifer Rambo
Jessica Robison
Brea Van De Pol

RIGHT-HAND PITCHER

Chelsea Cohen
Layne McGuirt
Hope McLemore
Kim Jones

OUTFIELD

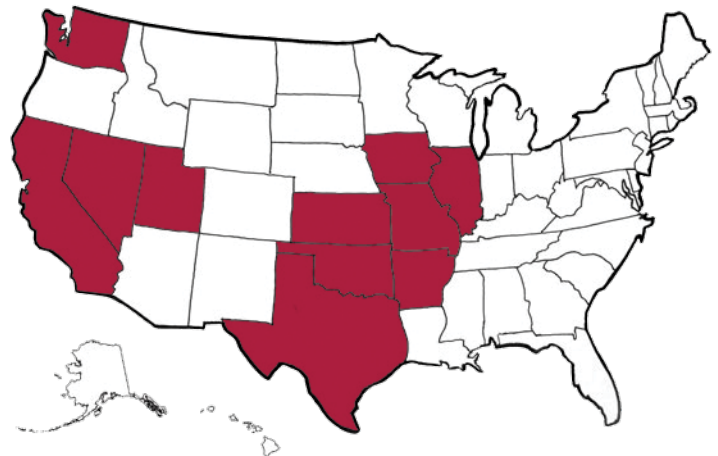
Macy Burr
Becca Carden
Linnea Ketcher
Ashley Martindale
Tori Mort
Amanda Summerford
Lindsey Wells

CATCHER

Amanda Caldwell
Morgan Clark
Leslie Dixon
Jayne Gee

UTILITY

Sierra Bronkey



ARKANSAS

Ashley Martindale (Benton)
Meg McGuirt (Wynne)
Layne McGuirt (Wynne)
Amanda Summerford (Fayetteville)
Morgan Clark (Farmington)

CALIFORNIA

Courtney Beault (Roseville)

ILLINOIS

Chloe Oprzedek (Lockport)

IOWA

Brea Van De Pol (Ankney)

KANSAS

Kim Jones (Lenexa)

MISSOURI

Amanda Geile (Ballwin)
Lindsey Wells (Carl Junction)

NEVADA

Chelsea Cohen (Sparks)

OKLAHOMA

Sierra Bronkey (Edmond)
Hope McLemore (Ringling)
Stephanie Brewer (Broken Arrow)
Tori Mort (Claremore)
Jessica Robison (Owasso)
Leslie Dixon (Edmond)
Becca Carden (Miami)

TEXAS

Macy Burr (Plano)
Jayne Gee (The Woodlands)
Brittany Griffiths (Plano)
Amanda Caldwell (Victoria)

UTAH

Linnea Ketcher (West Jordan)

WASHINGTON

Jennifer Rambo (Spokane)

2011 ARKANSAS SOFTBALL SCHEDULE

DATE	OPPONENT	SITE	TIME
Feb. 11-13	25th Annual Louisiana Classic	at Lafayette, La.	All Day
Feb. 11	Prairie View A&M		11:30 a.m.
Feb. 11	Sam Houston State		7 p.m.
Feb. 12	Louisiana-Lafayette		12:30 p.m.
Feb. 12	Sam Houston		8 p.m.
Feb. 13	Rhode Island		10 a.m.
Feb. 18-20	Louisville Slugger Desert Classic	at Las Vegas, Nev.	All Day
Feb. 18	UCLA		3:30 p.m.
Feb. 18	UNLV		5:45 p.m.
Feb. 19	Oregon		1:15 p.m.
Feb. 19	LBSU		3:30 p.m.
Feb. 20	Utah		11 a.m.
Feb. 24-26	Holiday Inn Emerald Beach Islander Classic	at Corpus Christi, Texas	All Day
Feb. 24	Rutgers		2 p.m.
Feb. 25	Texas Southern		10 a.m.
Feb. 25	Texas A&M Corpus-Christi		4 p.m.
Feb. 26	Championship Round		TBA
March 4-6	USF Under Armour Invite	at Tampa, Fla.	All Day
March 4	Ball State		11:30 a.m.
March 4	South Florida		4:30 p.m.
March 5	East Tennessee State		11:30 a.m.
March 5	Michigan		4:30 p.m.
March 6	Loyola Marymount		8:30 a.m.
March 9	Missouri	at Columbia, Mo.	3 p.m.
March 11	AUBURN*	FAYETTEVILLE	7 p.m.
March 12	AUBURN*	FAYETTEVILLE	1 p.m.
March 13	AUBURN*	FAYETTEVILLE	12:30 p.m.
March 16	KENTUCKY* (DH)	FAYETTEVILLE	4/6 p.m.
March 18	Mississippi State*	at Starkville, Miss.	5 p.m.
March 19	Mississippi State*	at Starkville, Miss.	1 p.m.
March 20	Mississippi State*	at Starkville, Miss.	1 p.m.
March 23	Ole Miss* (DH)	at Oxford, Miss.	4/6 p.m.
March 25	Alabama*	at Tuscaloosa, Ala.	7 p.m.
March 26	Alabama*	at Tuscaloosa, Ala.	1 p.m.
March 27	Alabama*	at Tuscaloosa, Ala.	1 p.m.
March 30	Border War (OSU)	at Stillwater, Okla.	All Day
March 30	Tulsa		3 p.m.
March 30	Oklahoma State		5 p.m.
April 1	LOUISIANA STATE*	FAYETTEVILLE	7 p.m.
April 2	LOUISIANA STATE*	FAYETTEVILLE	1 p.m.
April 3	LOUISIANA STATE*	FAYETTEVILLE	1 p.m.
April 6	MISSOURI STATE	FAYETTEVILLE	5 p.m.
April 8	Florida*	at Gainesville, Fla.	4 p.m.
April 9	Florida*	at Gainesville, Fla.	3 p.m.
April 10	Florida*	at Gainesville, Fla.	Noon
April 15	SOUTH CAROLINA*	FAYETTEVILLE	7 p.m.
April 16	SOUTH CAROLINA*	FAYETTEVILLE	1 p.m.
April 17	SOUTH CAROLINA*	FAYETTEVILLE	2 p.m.
April 19	Memphis	at Sherwood, Ark.	6:30 p.m.
April 22	GEORGIA*	FAYETTEVILLE	7 p.m.
April 23	GEORGIA*	FAYETTEVILLE	1 p.m.
April 24	GEORGIA*	FAYETTEVILLE	1 p.m.
April 26	Louisiana-Monroe (DH)	FAYETTEVILLE	2/4 p.m.
April 29	Tennessee*	at Knoxville, Tenn.	6 p.m.
April 30	Tennessee*	at Knoxville, Tenn.	Noon
May 1	Tennessee*	at Knoxville, Tenn.	Noon
May 5	UMKC	FAYETTEVILLE	3 p.m.
May 12-14	SEC Championship	at Oxford, Miss.	TBA
May 20-22	NCAA Regionals	at Campus Sites	TBA
May 27-28	NCAA Super Regionals	at Campus Sites	TBA
June 2-8	WCWS	at Oklahoma City, Okla.	TBA

All times Central || Times subject to change

*Southeastern Conference Game

All home games played at Bogle Park

RAZORBACKS IN THE MEDIA

DATE	OPPONENT	SITE	TIME	MEDIA OUTLET
March 11	AUBURN*	FAYETTEVILLE	7 p.m.	ArkansasRazorbacks.com KXUA 88.3 FM
March 12	AUBURN*	FAYETTEVILLE	1 p.m.	ArkansasRazorbacks.com KXUA 88.3 FM
March 13	AUBURN*	FAYETTEVILLE	12:30 p.m.	ArkansasRazorbacks.com KXUA 88.3 FM
March 16	KENTUCKY* (DH)	FAYETTEVILLE	4/6 p.m.	ArkansasRazorbacks.com KXUA 88.3 FM
March 18	Mississippi State*	at Starkville, Miss.	5 p.m.	ArkansasRazorbacks.com KXUA 88.3 FM
March 19	Mississippi State*	at Starkville, Miss.	1 p.m.	ArkansasRazorbacks.com KXUA 88.3 FM
March 20	Mississippi State*	at Starkville, Miss.	1 p.m.	ArkansasRazorbacks.com KXUA 88.3 FM
March 23	Ole Miss* (DH)	at Oxford, Miss.	4/6 p.m.	ArkansasRazorbacks.com KXUA 88.3 FM
March 25	Alabama*	at Tuscaloosa, Ala.	7 p.m.	ArkansasRazorbacks.com KXUA 88.3 FM
March 26	Alabama*	at Tuscaloosa, Ala.	1 p.m.	ArkansasRazorbacks.com KXUA 88.3 FM
March 27	Alabama*	at Tuscaloosa, Ala.	1 p.m.	ArkansasRazorbacks.com KXUA 88.3 FM
March 30	Tulsa	at Stillwater, Okla.	3 p.m.	ArkansasRazorbacks.com KXUA 88.3 FM
March 30	Oklahoma State	at Stillwater, Okla.	5 p.m.	ArkansasRazorbacks.com KXUA 88.3 FM
April 1	LOUISIANA STATE*	FAYETTEVILLE	7 p.m.	ArkansasRazorbacks.com KXUA 88.3 FM
April 2	LOUISIANA STATE*	FAYETTEVILLE	1 p.m.	ArkansasRazorbacks.com KXUA 88.3 FM
April 3	LOUISIANA STATE*	FAYETTEVILLE	1 p.m.	ArkansasRazorbacks.com KXUA 88.3 FM
April 6	MISSOURI STATE	FAYETTEVILLE	5 p.m.	ArkansasRazorbacks.com KXUA 88.3 FM
April 8	Florida*	at Gainesville, Fla.	4 p.m.	ArkansasRazorbacks.com KXUA 88.3 FM
April 9	Florida*	at Gainesville, Fla.	3 p.m.	ArkansasRazorbacks.com KXUA 88.3 FM
April 10	Florida*	at Gainesville, Fla.	12 p.m.	ArkansasRazorbacks.com KXUA 88.3 FM
April 15	SOUTH CAROLINA*	FAYETTEVILLE	7 p.m.	ArkansasRazorbacks.com KXUA 88.3 FM
April 16	SOUTH CAROLINA*	FAYETTEVILLE	1 p.m.	ArkansasRazorbacks.com KXUA 88.3 FM
April 17	SOUTH CAROLINA*	FAYETTEVILLE	2 p.m.	ArkansasRazorbacks.com KXUA 88.3 FM
April 19	Memphis	at Sherwood, Ark.	6:30 p.m.	ArkansasRazorbacks.com KXUA 88.3 FM
April 22	GEORGIA*	FAYETTEVILLE	7 p.m.	ArkansasRazorbacks.com KXUA 88.3 FM
April 23	GEORGIA*	FAYETTEVILLE	1 p.m.	ArkansasRazorbacks.com KXUA 88.3 FM
April 24	GEORGIA*	FAYETTEVILLE	1 p.m.	ArkansasRazorbacks.com KXUA 88.3 FM
April 26	Louisiana-Monroe (DH)	FAYETTEVILLE	2/4 p.m.	ArkansasRazorbacks.com KXUA 88.3 FM
April 29	Tennessee*	at Knoxville, Tenn.	6 p.m.	ArkansasRazorbacks.com KXUA 88.3 FM
April 30	Tennessee*	at Knoxville, Tenn.	12 p.m.	ArkansasRazorbacks.com KXUA 88.3 FM
May 1	Tennessee*	at Knoxville, Tenn.	12 p.m.	ArkansasRazorbacks.com KXUA 88.3 FM
May 5	UMKC (DH)	FAYETTEVILLE	3/5 p.m.	ArkansasRazorbacks.com KXUA 88.3 FM

All times Central || Times subject to change
 *Southeastern Conference Game
 All home games played at Bogle Park

TV / RADIO ROSTER



00

Jennifer Rambo

IF • 5-7 • Fr. • L/R
Spokane, Wash.



1

Macy Burr

OF • 5-4 • Fr. • L/R
Plano, Texas



2

Hope McLemore

RHP • 5-6 • So. • R/R
Ringling, Okla.



3

Tori Mort

OF • 5-5 • Jr. • L/L
Claremore, Okla.



4

Jayme Gee

C • 5-7 • Fr. • R/R
The Woodlands, Texas



5

Stephanie Brewer

IF • 5-6 • So. • R/R
Broken Arrow, Okla.



6

Amanda Summerford

OF • 5-10 • So. • R/R
Fayetteville, Ark.



7

Leslie Dixon

C • 5-6 • Sr. • R/R
Edmond, Okla.



8

Lindsey Wells

OF • 5-5 • Sr. • R/R
Carl Junction, Mo.



9

Ashley Martindale

OF • 5-3 • Fr. • L/R
Benton, Ark.



10

Sierra Bronkey

UTL • 5-6 • Fr. • L/R
Edmond, Okla.



12

Courtney Breault

IF • 5-9 • So. • R/R
Roseville, Calif.



14

Jessica Robison

IF • 5-5 • Jr. • R/R
Owasso, Okla.



16

Amanda Geile

IF • 5-8 • Fr. • R/R
Ballwin, Mo.



17

Layne McGuirt

RHP • 5-7 • Sr. • R/R
Wynne, Ark.



20

Chloe Oprzedek

IF • 5-4 • Fr. • L/R
Lockport, Ill.



21

Morgan Clark

C • 5-9 • So. • R/R
Farmington, Ark.



22

Becca Carden

OF • 5-8 • Sr. • R/R
Miami, Okla.



26

Brea Van De Pol

IF • 5-8 • So. • R/R
Ankeny, Iowa



28

Linnea Ketcher

OF • 5-7 • So. • L/R
West Jordan, Utah



29

Brittany Griffiths

IF • 5-5 • Jr. • R/R
Plano, Texas



30

Meg McGuirt

IF • 5-5 • Fr. • L/R
Wynne, Ark.



32

Kim Jones

RHP • 5-11 • Sr. • R/R
Lenexa, Kan.



44

Chelsea Cohen

RHP • 5-9 • So. • R/R
Sparks, Nev.



62

Amanda Caldwell

C • 5-4 • Sr. • R/R
Victoria, Texas



Head Coach

Mike Larabee
Second Season



Assistant Coach

Sue Carpenter
Second Season



Assistant Coach

Kyle Jamieson
Second Season



Volunteer Assistant Coach

John Sisemore
Second Season



Graduate Assistant

Jessica Bachkora
First Season

2011 RAZORBACK PREVIEW



Courtney Breault

University of Arkansas head softball coach Mike Lara-bee and the Razorbacks open the season Feb. 11-13 with the 25th Annual Louisiana Classic in Lafayette, La. Joining UA in its season-opening tournament is Prairie View, Sam Houston, Rhode Island and host Louisiana-Lafayette. The Hogs then make a trip out west for a two-day tournament at UNLV. While in Las Vegas, Nev., Arkansas faces defending national champion UCLA as well as Oregon, who finished the 2010 season at No. 14.

Arkansas will compete at the Holiday Inn Emerald Beach Islander Classic on Feb. 24-26 and wrap up the first portion of the schedule with the University of South Florida Under Armour Invitational in Tampa, Fla., March 4-6.

Southeastern Conference play begins with the Hogs home opener against Auburn in a three-game series, March 11-13. The first doubleheader of the season is a mid-week game with Kentucky at Bogle Park on March 16 before the Hogs hit the road for a 10-game road stretch.

Arkansas continues conference play with a weekend series against

Mississippi State followed by mid-week doubleheader against Ole Miss. A three-game series versus the 2010 SEC regular season champion Crimson Tide in Tuscaloosa, Ala., ends the first portion of conference play for the Hogs.

For the 11th year, UA heads to the Boarder War in Stillwater, Okla., to face Tulsa and Oklahoma State on March 30. With just one day off, the Razorbacks hit the field at Bogle Park to host LSU in a weekend series April 1-3, followed by a single game against Missouri State on April 6.

Gainesville, Fla., is next on the map for Arkansas when the team faces Florida April 8-10. Florida went the 2010 Women's College World Series as the No. 4 seed. UA hosts a three-game series against South Carolina before continuing its tradition of playing a midweek game in Central Arkansas. For the second year, the Sherwood, Ark. matchup will feature the Razorbacks taking on Memphis.

One last weekend series at Bogle Park against Georgia April 22-24 and a road series at Tennessee April 29-May 1, wrap up conference play for the Hogs. The regular season ends with a doubleheader versus UMKC on May 5 in Fayetteville.

The top eight teams of the conference will venture to Oxford, Miss., for the 2011 edition of the SEC Championships on May 12-14. NCAA regional play begins May 20, at various campus site, followed by Super Regionals May 27-28. The WCWS is set for June 2-8 in Oklahoma City, Okla.



Layne McGuirt



2011 OPPONENTS



THE RAZORBACKS FACE 2010 WOMEN'S COLLEGE WORLD SERIES CHAMPION UCLA, ALONG WITH 10 OTHER TOP-25 TEAMS DURING THEIR 2011 CAMPAIGN.



Prairie View A&M

Feb. 11 • Lafayette, La. • 11:30 a.m.
Record vs. Arkansas First Meeting
2010 Record 2-36
Letterwinners Ret./Lost 8/11
Starters Ret./Lost 5/4
Location Prairie View, Texas
Enrollment 8,900
Colors Purple and Gold
Conference Southwestern Athletic
Home Park Lady Panther Softball Field
Head Coach Lana Williams
Softball Contact Ryan McGinty
Email rjmcginty@pvamu.edu
Phone 936/261-9140
Press Box# N/A
Web Site pvamu.edu

Sam Houston State

Feb. 11/12 • Lafayette, La. • 7/8 p.m.
Record vs. Arkansas 1-1
2010 Record 21-28 (13-16)
Letterwinners Ret./Lost 11/9
Starters Ret./Lost 7/10
Location Huntsville, Texas
Enrollment 16,866
Colors Orange and White
Conference Southland
Home Park SHSU Softball Complex
Head Coach Bob Brock
Softball Contact Paul Ridings
Email ridings@shsu.edu
Phone 936/294-1764
Press Box# N/A
Web Site gobearkats.com

Louisiana-Lafayette

Feb. 12 • Lafayette, La. • 12:30 a.m.
Record vs. Arkansas 1-0
2010 Record 45-18 (19-5)
Letterwinners Ret./Lost 16/10
Starters Ret./Lost 14/8
Location Lafayette, La.
Enrollment 16,673
Colors Vermilion and White
Conference Sun Belt
Home Park Alfred and Helen Lamson Softball Park
Head Coach Stefni and Michael Lotief
Softball Contact Matt Mays
Email mtmays@louisiana.edu
Phone 337/482-6332
Press Box# 337/262-1349
Web Site ragincajuns.com

Rhode Island

Feb. 13 • Lafayette, La. • 10 a.m.
Record vs. Arkansas First Meeting
2010 Record 19-35 (8-12)
Letterwinners Ret./Lost 12/8
Starters Ret./Lost 8/2
Location Kingston, R.I.
Enrollment 16,392
Colors Keaney Blue, Dark Blue, White
Conference Atlantic 10
Home Park URI Softball Complex
Head Coach Erin Layton
Softball Contact Tom Symonds
Email tsymonds@mail.uri.edu
Phone 401/847-2409
Press Box# N/A
Web Site GoRhody.com

UCLA

Feb. 18 • Las Vegas, Nev. • 11:30 a.m.
Record vs. Arkansas First Meeting
2010 Record ... 50-11 (2010 National Champs)
Letterwinners Ret./Lost 16/4
Starters Ret./Lost 6/3
Location Los Angeles, Calif.
Enrollment 39,500
Colors Blue and Gold
Conference Pac-10
Home Park Easton Stadium
Head Coach Kelly Inouye-Perez
Softball Contact James Ybiernas
Email jamesy@athletics.ucla.edu
Phone 310/206-8123
Press Box# 310/203-0112
Web Site UCLABruins.com

UNLV

Feb. 18 • Las Vegas, Nev. • 5:45 p.m.
Record vs. Arkansas 0-1
2010 Record 33-20 (10-5)
Letterwinners Ret./Lost 12/10
Starters Ret./Lost 3/6
Location Las Vegas, Nev.
Enrollment 29,000
Colors Scarlet and Gray
Conference Mountain West
Home Park Eller Media Stadium
Head Coach Pete Manarino
Softball Contact Jeffery Seals
Email jeff.seals@unlv.edu
Phone 702/895-3134
Press Box# 702/895-3954
Web Site UNLVRebels.com

Oregon

Feb. 19 • Las Vegas, Nev. • 1:15 p.m.
Record vs. Arkansas 2-3
2010 Record 36-21 (8-13)
Letterwinners Ret./Lost 15/5
Starters Ret./Lost 7/3
Location Eugene, Ore.
Enrollment 20,394
Colors Green and Yellow
Conference Pac-10
Home Park Howe Field
Head Coach Mike White
Softball Contact Geoff Thurner
Email gthurner@uoregon.edu
Phone 541/346-2250
Press Box# 541/346-6463
Web Site GoDucks.com

Long Beach State

Feb. 19 • Las Vegas, Nev. • 3:30 p.m.
Record vs. Arkansas 3-1
2010 Record 26-26 (10-11)
Letterwinners Ret./Lost N/A
Starters Ret./Lost N/A
Location Long Beach, Calif.
Enrollment 37,981
Colors Black and Gold
Conference Big West
Home Park 49er Softball Complex
Head Coach Kim Sowder
Softball Contact Andrea Ohta
Email tmiles@csulb.edu
Phone 562/985-7797
Press Box# N/A
Web Site LongBeachState.com

Utah

Feb. 20 • Las Vegas, Nev. • 11 a.m.
Record vs. Arkansas 13-1
2010 Record 26-29 (4-11)
Letterwinners Ret./Lost 9/7
Starters Ret./Lost 6/3
Location Salt Lake City, Utah
Enrollment 29,251
Colors Crimson and White
Conference Mountain West
Home Park Ute Field
Head Coach Amy Hogue
Softball Contact Mike DeVine
Email mdevine@huntsman.utah.edu
Phone 801/581-8997
Press Box# N/A
Web Site UtahUtes.com

Rutgers

Feb. 24 • Corpus Christi, Texas • 2 p.m.
 Record vs. Arkansas 10-1
 2010 Record 24-31 (9-12)
 Letterwinners Ret./Lost N/A
 Starters Ret./Lost 8/1
 Location Piscataway, N.J.
 Enrollment 52,471
 Colors Scarlet
 Conference Big East
 Home Park RU Softball Complex
 Head Coach Jay Nelson
 Softball Contact Allison Miller
 Email amiller@scarletknights.com
 Phone 732/445-8332
 Press Box# N/A
 Web Site ScarletKnights.com

Texas Southern

Feb. 25 • Corpus Christi, Texas • 9 a.m.
 Record vs. Arkansas First Meeting
 2010 Record 21-20 (13-4)
 Letterwinners Ret./Lost 19/9
 Starters Ret./Lost 6/3
 Location Houston, Texas
 Enrollment 9,500
 Colors Maroon and Gray
 Conference Southwestern Athletic
 Home Park Memorial Park
 Head Coach Worley Barker
 Softball Contact Jim McCurdy
 Email mcurdyjf@tsu.edu
 Phone 713/313-6829
 Press Box# N/A
 Web Site TSUBall.com

Texas A&M-Corpus Christi

Feb. 25 • Corpus Christi, Texas • 3 p.m.
 Record vs. Arkansas 2-3
 2010 Record 35-22 (16-14)
 Letterwinners Ret./Lost 9/9
 Starters Ret./Lost 8/1
 Location Corpus Christi, Texas
 Enrollment 9,650
 Colors Blue, Green and White
 Conference Southland
 Home Park Chapman Field
 Head Coach Jake Schumann
 Softball Contact Joshua Brown
 Email Joshua.brown@tamucc.edu
 Phone 361/825-3410
 Press Box# N/A
 Web Site Golslanders.com

Ball State

March 4 • Tampa, Fla. • 11:30 a.m.
 Record vs. Arkansas 1-1
 2010 Record 43-16 (17-16)
 Letterwinners Ret./Lost 11/8
 Starters Ret./Lost 6/1
 Location Muncie, Ind.
 Enrollment 17,728
 Colors Cardinal and White
 Conference Mid American
 Home Park BSU Softball Complex
 Head Coach Craig Nicholson
 Softball Contact Lauren Dale
 Email lmdale@bsu.edu
 Phone 765/285-8242
 Press Box# 765/285-2463
 Web Site BallStateSports.com

South Florida

March 4 • Tampa, Fla. • 4:30 p.m.
 Record vs. Arkansas 2-1
 2010 Record 24-29 (9-13)
 Letterwinners Ret./Lost 9/13
 Starters Ret./Lost 4/4
 Location Tampa, Fla.
 Enrollment 46,612
 Colors Green and Gold
 Conference BIG EAST
 Home Park USF Softball Park
 Head Coach Ken Eriksen
 Softball Contact Reah Nicholson
 Email rpnicholson@usf.edu
 Phone 813/974-7099
 Press Box# N/A
 Web Site GoUSFBulls.com

East Tennessee State

March 5 • Tampa, Fla. • 11:30 a.m.
 Record vs. Arkansas First Meeting
 2010 Record 21-35 (5-15)
 Letterwinners Ret./Lost 11/6
 Starters Ret./Lost 5/5
 Location Johnson City, Tenn.
 Enrollment 13,126
 Colors Blue and Gold
 Conference Atlantic Sun
 Home Park ETSU Softball Complex
 Head Coach Brad Irwin
 Softball Contact Kevin Brown
 Email brownk@etsu.edu
 Phone 423/439-5263
 Press Box# 423/747-3877
 Web Site TESUBucs.com

Michigan

March 5 • Tampa, Fla. • 4:30 p.m.
 Record vs. Arkansas 1-0
 2010 Record 40-8 (18-1)
 Letterwinners Ret./Lost 13/6
 Starters Ret./Lost 5/5
 Location Ann Arbor, Mich.
 Enrollment 38,890
 Colors Maize and Blue
 Conference Big Ten
 Home Park Wilpon Complex
 Head Coach Carol Hutchins
 Softball Contact Leah Howard
 Email lchoward@umich.edu
 Phone 734/615-0679
 Press Box# N/A
 Web Site MGOBlue.com

Loyola Marymount

March 6 • Tampa, Fla. • 8:30 a.m.
 Record vs. Arkansas 1-3
 2010 Record 22-26 (9-11)
 Letterwinners Ret./Lost 15/5
 Starters Ret./Lost 7/4
 Location Los Angeles, Calif.
 Enrollment 8,300
 Colors Crimson and Navy Blue
 Conference Pacific Coast Softball
 Home Park Smith Field
 Head Coach Gary Ferrin
 Softball Contact Mark Dodson
 Email mdodson2@lmu.edu
 Phone 310/338-5798
 Press Box# N/A
 Web Site LMULions.com

Missouri

March 9 • Columbus, Mo. • 3 p.m.
 Record vs. Arkansas 4-2
 2010 Record 51-13 (11-17)
 Letterwinners Ret./Lost N/A
 Starters Ret./Lost 8/1
 Location Columbia, Mo.
 Enrollment 30,200
 Colors Old Gold and Black
 Conference Big 12
 Home Park University Field
 Head Coach Ehren Earleywine
 Softball Contact Steve Keers
 Email mollerc@missouri.edu
 Phone 573/882-3241
 Press Box# 573/884-2971
 Web Site MUTigers.com

AUBURN

March 11-13 • Fayetteville

Record vs. Arkansas 22-20
 2010 Record 31-26 (11-17)
 Letterwinners Ret./Lost 15/5
 Starters Ret./Lost 8/2
 Location Auburn, Ala.
 Enrollment 25,078
 Colors Burnt Orange and Navy Blue
 Conference SEC (Western)
 Home Park Jane B. Moore Field
 Head Coach Tina Deese
 Softball Contact Bob Grant
 Email grantrs@auburn.edu
 Phone 334/844-9810
 Press Box# 334/844-5232
 Web Site AuburnTigers.com

KENTUCKY

March 16 • Fayetteville • 4 p.m.

Record vs. Arkansas 13-26
 2010 Record 32-27 (13-15)
 Letterwinners Ret./Lost 12/7
 Starters Ret./Lost 6/3
 Location Lexington, Ky.
 Enrollment 27,000
 Colors Blue and White
 Conference SEC (Eastern)
 Home Park UK Softball Complex
 Head Coach Rachel Lawson
 Softball Contact Deb Moore
 Email deb.moore@uky.edu
 Phone 859/257-8506
 Press Box# NA
 Web Site UKAthletics.com

MISSISSISSIPPI STATE

March 18-20 • Starkville, Miss.

Record vs. Arkansas 26-23
 2010 Record 26-29 (7-20)
 Letterwinners Ret./Lost 16/2
 Starters Ret./Lost 8/2
 Location Starkville, Miss.
 Enrollment 19,644
 Colors Maroon and White
 Conference SEC (Western)
 Home Park MSU Softball Field
 Head Coach Jay Miller
 Softball Contact Brock Turnipseed
 Email bturnipseed@athletics.msstate.edu
 Phone 662/325-7556
 Press Box# 662/325-7546
 Web Site MStateAthletics.com

OLE MISS

March 23 • Oxford, Miss. • 4 p.m.

Record vs. Arkansas 16-27
 2010 Record 29-27 (8-19)
 Letterwinners Ret./Lost 8/9
 Starters Ret./Lost 3/6
 Location Oxford, Miss.
 Enrollment 18,344
 Colors Cardinal Red and Navy Blue
 Conference SEC (Western)
 Home Park Ole Miss Softball Complex
 Head Coach Missy Dickerson
 Softball Contact Daniel Snowden
 Email desnowde@olemiss.edu
 Phone 662/915-7522
 Press Box# 662/915-7851
 Web Site OleMissSports.com

ALABAMA

March 25-27 • Tuscaloosa, Ala.

Record vs. Arkansas 38-7
 2010 Record 52-11 (23-4)
 Letterwinners Ret./Lost 13/5
 Starters Ret./Lost 9/2
 Location Tuscaloosa, Ala.
 Enrollment 28,807
 Colors Crimson and White
 Conference SEC (Western)
 Home Park Alabama Softball Complex
 Head Coach Patrick Murphy
 Softball Contact Skip Powers
 Email spowers@ia.ua.edu
 Phone 205/348-6734
 Press Box# 205/348-0909
 Web Site RollTide.com

Tulsa

March 30 • Stillwater, Okla. • 3 p.m.

Record vs. Arkansas 7-10
 2010 Record 31-21 (14-6)
 Letterwinners Ret./Lost 9/4
 Starters Ret./Lost 7/3
 Location Tulsa, Okla.
 Enrollment 4,165
 Colors Old Gold, Royal Blue, Crimson
 Conference Conference USA
 Home Park Donna J. Hardesty Sports Complex
 Head Coach John Bragfeld
 Softball Contact Eric Holler
 Email eric-holler@utulsa.edu
 Phone 918/631-2492
 Press Box# 918/631-5426
 Web Site TulsaHurricane.com

Oklahoma State

March 30 • Stillwater Okla. • 5 p.m.

Record vs. Arkansas 0-1
 2010 Record 44-16 (12-6)
 Letterwinners Ret./Lost 12/7
 Starters Ret./Lost 7/2
 Location Denton, Texas
 Enrollment 32,265
 Colors Green and White
 Conference Sun Belt
 Home Park Cowgirl Stadium
 Head Coach Rich Wieligman
 Softball Contact Mike Noteware
 Email mike.noteware@okstate.edu
 Phone 405/744-7756
 Press Box# 405/744-7266
 Web Site OKState.com

LOUISIANA STATE

April 1-3 • Fayetteville

Record vs. Arkansas 39-8
 2010 Record 45-16 (20-8)
 Letterwinners Ret./Lost 13/7
 Starters Ret./Lost 6/3
 Location Baton Rouge, La.
 Enrollment 27,992
 Colors Purple and Gold
 Conference SEC (Western)
 Home Park Tiger Park
 Head Coach Yvette Girouard
 Softball Contact Matt Dunaway
 Email mdunaway@lsu.edu
 Phone 225/578-1869
 Press Box# 225/578-0155
 Web Site LSUSports.net

Missouri State

April 6 • Fayetteville • 5 p.m.

Record vs. Arkansas 17-14
 2010 Record 21-32 (13-13)
 Letterwinners Ret./Lost 12/5
 Starters Ret./Lost 7/2
 Location Springfield, Mo.
 Enrollment 22,938
 Colors Maroon and White
 Conference Missouri Valley
 Home Park Killian Softball Stadium
 Head Coach Holly Heese
 Softball Contact Eric Doennig
 Email ericdoennig@missouristate.edu
 Phone 417-836-4586
 Press Box# N/A
 Web Site MissouriStateBears.com

FLORIDA

April 8-10 • Gainesville, Fla.

Record vs. Arkansas26-11
 2010 Record 49-10 (20-4)
 Letterwinners Ret./Lost 10/6
 Starters Ret./Lost 6/3
 Location Gainesville, Fla.
 Enrollment 52, 112
 Colors Orange and Blue
 Conference SEC (Eastern)
 Home ParkKatie Seashole Pressly Stadium
 Head Coach Tim Walton
 Softball Contact Kelly Reynolds
 Email kellyr@gators.uaa.ufl.edu
 Phone 352/375-4683 ext. 6128
 Press Box# 352/379-2810 or 2879
 Web SiteGatorZone.com

SOUTH CAROLINA

April 15-17 • Fayetteville

Record vs. Arkansas23-12
 2010 Record 11-40 (1-27)
 Letterwinners Ret./Lost 12/4
 Starters Ret./Lost 7/3
 Location Columbia, S.C.
 Enrollment 28,481
 Colors Garnet and Black
 Conference SEC (Eastern)
 Home Park Beckham Field
 Head Coach Beverly Smith
 Softball Contact Koby Padgett
 Email kpadgett@sc.edu
 Phone 803/777-8017
 Press Box# 803/777-8428
 Web Site gamecocksonline.com

Memphis

April 19 • Sherwood, Ark. • 6:30 p.m.

Record vs. Arkansas First Meeting
 2010 Record 25-26 (8-15)
 Letterwinners Ret./Lost 12/616/3
 Starters Ret./Lost 5/48/1
 Location Memphis, Tenn.
 Enrollment 23,031
 Colors Blue and Gray
 Conference Conference USA
 Home Park Tiger Softball Complex
 Head Coach Windy Thees
 Softball Contact Brandon Kolditz
 Email wkolditz@memphis.edu
 Phone 901/678-2444
 Press Box# 901/678-5461
 Web Site gotigersgo.com

GEORGIA

April 22-24 • Fayetteville

Record vs. Arkansas26-10
 2010 Record 50-13 (18-8)
 Letterwinners Ret./Lost 16/5
 Starters Ret./Lost 12/4
 Location Athens, Ga.
 Enrollment 34,885
 Colors Red and Black
 Conference SEC (Eastern)
 Home ParkUGA Softball Complex
 Head Coach Lu Harris-Champer
 Softball Contact Tanner Tedeschi
 Email tannert@sports.uga.edu
 Phone 706/542-7993
 Press Box# 706/425-3362
 Web Site georgiadogs.com

Louisiana at Monroe

April 26 • Fayetteville • 2 p.m.

Record vs. Arkansas 2-8
 2010 Record 24-26 (9-14)
 Letterwinners Ret./Lost 13/4
 Starters Ret./Lost 7/2
 Location Monroe, La.
 Enrollment 9,004
 Colors Maroon and Gold
 Conference Sun Belt
 Home Park ULM Softball Complex
 Head Coach Stacy Lamb
 Softball Contact Rachel Williams
 Email willliart@warhawks.ulm.edu
 Phone 318/342-5461
 Press Box# N/A
 Web Site Warhawks.com

TENNESSEE

April 29-May 1 • Knoxville, Tenn.

Record vs. Arkansas26-11
 2010 Record 49/15 (17-8)
 Letterwinners Ret./Lost 13/6
 Starters Ret./Lost 8/2
 Location Knoxville, Tenn.
 Enrollment 27, 107
 Colors Orange and White
 Conference SEC (Eastern)
 Home Park Sherri Parker Lee Stadium
 Head Coach Ralph Weekly
 Softball Contact Brian Davis
 Email bdavis16@utk.edu
 Phone 865/974-7478
 Press Box# NA
 Web Site utladyvols.com

UMKC

May 5 • Fayetteville • 3 p.m.

Record vs. Arkansas 0-1
 2010 Record 22-26 (12-10)
 Letterwinners Ret./Lost 14/8
 Starters Ret./Lost 8/1
 Location Kansas City, Mo.
 Enrollment 14,221
 Colors Blue and Gold
 Conference The Summit League
 Home Park Loyola Park
 Head Coach Meredith Smith
 Softball Contact Brooke Orcutt
 Email orcuttb@umkc.edu
 Phone 816/235-6618
 Press Box# N/A
 Web Site UMKCKangaroos.com

SEC Championships

May 12-14 • Oxford, Miss.

2010 SEC Champion Alabama
 Host School Ole Miss
 Location Oxford, Miss.
 Softball Contact Daniel Snowden
 Email desnowde@olemiss.edu
 Phone 662/915-7522
 SEC Contact Ayanna Wakefield
 Email awakefield@sec.org
 Press Box# 662/915-7851
 Web Site secsports.com

SOUTHEASTERN CONFERENCE

SEC Softball will celebrate its 15th year of existence in 2011 and has established itself as one of the leading conferences in the sport.

The Southeastern Conference qualified seven teams for the 2010 NCAA Tournament - Alabama, Auburn, Florida, Georgia, Kentucky, LSU and Tennessee, as the conference made its 13th overall, eighth consecutive, Women's College World Series appearance. For the third consecutive year, an SEC team received the No. 1 national seed, as the Alabama Crimson Tide coveted the honor in 2010. Overall, five teams earned national seeds: No. 1 Alabama, No. 4 Florida, No. 6 Georgia, No. 12 LSU and No. 15. Tennessee.

The SEC advanced three teams to Oklahoma City: Florida, Georgia and Tennessee while Georgia and Tennessee advanced to the semifinals.

Alabama won the 2010 conference title as they posted a 23-4 SEC record, marking their second title in school history. It was quite the year for the Tide as they posted a 52-11 overall record and swept league honors. Pat Murphy was named Coach of the Year while Kelsi Dunne earned Pitcher of the Year honors and Charlotte Morgan defended her Player of the Year title. Kayla Braud was named Co-Freshman of the Year along with LSU's Rachele Fico and Tennessee's Kat Dotson. Arkansas' Jessica Bachkora was selected as Scholar-Athlete of the Year.

Softball came under the auspices of the Southeastern Conference in the 1996-97 season. Since that time, 10 different conference teams have made appearances in the NCAA Championship, including six teams earning Women's College World Series berths - one by South Carolina in the inaugural season, Alabama in 2000, 2003, 2005, 2006, 2008, 2009, Florida in 2008, 2009 and 2010, Georgia in 2009 and 2010, LSU in 2001 and 2004 and Tennessee in 2005, 2006, 2007 and 2010.

Eight teams (Alabama, Auburn, Florida, Georgia, LSU, Mississippi State, South Carolina and Tennessee) have made Top 25 appearances and six teams have climbed into the Top 10 (Alabama, Florida, Georgia, LSU, South Carolina and Tennessee) of the NFCA/USA Today Poll. At least one SEC team has been ranked in the poll each week since the inception of SEC Softball.

South Carolina is the longest standing program of the league with a rich history in softball dating back 36 seasons. The Gamecocks have made 15 NCAA Regional and three Women's College World Series appearances.

Mississippi State played softball for five seasons during the 1980's before resuming the sport when it was added to the SEC. Tennessee added softball in 1995-96, one year before its inception in the SEC. Alabama, Arkansas, Auburn, Florida, Georgia, Kentucky, LSU and Ole Miss began softball programs in 1996-97 to give the league 11 representatives (Vanderbilt does not sponsor softball).

The 1999 season was the first in which the conference was eligible for an automatic berth to the NCAA Championships.

As the sport continues to grow in competitiveness and popularity, the SEC has had six different regular season champions and five different conference tournament champions.



16

2010 SEC FINAL STANDINGS

EASTERN DIVISION

Team	SEC	Pct.	A	1	1
Florida*	20-4	.833	49-10	.831	
Georgia	18-8	.692	50-13	.794	
Tennessee	17-8	.680	49-15	.766	
Kentucky	13-15	.464	32-27	.542	
South Carolina	1-27	.036	11-40	.216	

WESTERN DIVISION

Team	SEC	Pct.	All	Pct.
Alabama*#	23-4	.852	52-11	.825
LSU	20-8	.714	45-16	.738
Auburn	11-17	.393	31-26	.544
Arkansas	10-18	.357	28-29	.491
Ole Miss	8-19	.296	29-27	.518
Mississippi State	7-20	.259	26-29	.473

* Division Winner

SEC Regular Season Champion

2011 SEC SOFTBALL TOURNAMENT

May 12-14 • Ole Miss Softball Complex • Oxford, Miss.



ALL TIMES CENTRAL

Seeding for the tournament will be as follows: The tournament will be seeded 1-8, regardless of division, based on conference winning percentage. The bracket is subject to change based on the seed of the host school.

2011 SEC NOTES

- 21 NCAA Super Regional Appearances
- 18 Women's College World Series Appearances
- The three teams that advanced to the WCWS in 2010 ties the league record.
- The SEC had two of the final four teams in the 2010 WCWS
- 2010 is the first year of the SEC on ESPN agreement and SEC softball was televised more than any other league.
- The 2010 SEC Softball Tournament, had a total attendance of 4,477, the second largest total in tournament history since going to single-elimination.

MEET THE RAZORBACKS





JENNIFER RAMBO

00

FR || 5-7
L/R || INFIELD
SPOKANE, WASH.
GONZAGA PREP

HIGH SCHOOL

Jennifer Rambo is an infielder from Spokane, Wash., who was a four-year starter for Gonzaga Prep High School. Rambo earned first team all-league honors as a sophomore with a batting average of .596. led the

more, junior and senior while leading the league. In her sophomore and senior seasons, Rambo also led the league in slugging percentage. Rambo has compiled a career batting average of .558 and a career slugging percentage of .913 while adding 77 hits and 44 RBI. She was also honored as the league's most valuable player for her efforts during her senior year.

PERSONAL

Born Oct. 27, 1991, she is the daughter of Jay and Donna Rambo. She has a younger sister, Julia. Strong academically, Rambo was a member of the National Honors Society and named to Dean's List. Rambo is undecided in her major.

18



ber
the

MACY BURR



1

FR || 5-4
L/R || OUTFIELD
PLANO, TEXAS
PLANO HS

HIGH SCHOOL

Macy Burr is an outfielder from Plano Senior High School in Plano, Texas. She is considered one of the fastest players in the 2010 class nationwide. As a junior, she earned TCGA all-state honors as well as boasting the highest batting average on her team (.496). In 36 games that season, Burr broke the school on-base percentage record (.574) and tied a school record with 57 hits. Her sophomore year, she played in 35 games with a .439 batting average, 42 hits and one home run. Burr earned first team all-district honors that season. In her senior season, she was named first team all-district and academic all-district. She was part of the *Dallas Morning News* 2010 all-area first team, All-Vype Softball first team, and a member of the Collin Street/Texas Sports Writers Association 2010 All-Louisville Slugger/NFCA High School team. She was also recognized with mention by 2010 Louisville Slugger/NFCA High School All-American Team, third team. She earned Texas Girls Coaches Association All-State outfielder award, as well as all-star, and academic all-state. Burr was awarded All-American Scholar-Athlete by the National Fastpitch Coaches Association. Her team, Plano Senior High School, was a region finalist in 2010. Burr was a member of Texas Peppers Tanel 360 Gold – ASA 18U Gold National Championship team that finished 13th out of 64 teams.

Macy Burr is an outfielder from Plano Senior High School in Plano, Texas. She is considered one of the fastest players in the 2010 class nationwide. As a junior, she earned TCGA all-state honors as well as boasting the highest batting average on her team (.496). In 36 games that season, Burr broke the school on-base percentage record (.574) and tied a school record with 57 hits. Her sophomore year, she played in 35 games with a .439 batting average, 42 hits and one home run. Burr earned first team all-district honors that season. In her senior season, she was named first team all-district and academic all-district. She was part of the *Dallas Morning News* 2010 all-area first team, All-Vype Softball first team, and a member of the Collin Street/Texas Sports Writers Association 2010 All-Louisville Slugger/NFCA High School team. She was also recognized with mention by 2010 Louisville Slugger/NFCA High School All-American Team, third team. She earned Texas Girls Coaches Association All-State outfielder award, as well as all-star, and academic all-state. Burr was awarded All-American Scholar-Athlete by the National Fastpitch Coaches Association. Her team, Plano Senior High School, was a region finalist in 2010. Burr was a member of Texas Peppers Tanel 360 Gold – ASA 18U Gold National Championship team that finished 13th out of 64 teams.



PERSONAL

Born Sept. 30, 1991, she is the only daughter of Clay and Jan Burr. She plans to study interior design. Burr was a two-time NFCA All-American Scholar Athlete and a two-time academic all-district honoree.



HOPE MCLEMORE

2

SO || 5-6
 R/R || RHP
 RINGLING, OKLA.
 RINGLING HS

2010

Hope McLemore was the team's No. 1 starter in the circle and came away with a 14-13 record holding a team-best 3.01 ERA and 140 strikeouts in 153.2 innings. She made 35 appearances, including 25 starts. McLemore made her collegiate debut against Iowa (Feb. 12), picking up a win after allowing one unearned run on four hits with 10 strikeouts. She would repeat the 10-strikeout performance against Drake and Georgia. McLemore recorded her first save in the game as well. She worked back-to-back shutouts against Buffalo and Nebraska, the first two of her career. McLemore registered a season-high 12 strikeouts against Louisiana Tech at Bogle Park on March 13. To open Southeastern Conference play, she collected a win and a save against South Carolina as the Razorbacks swept a double header against the Gamecocks. She allowed three earned runs on eight hits in seven innings to pick up her first SEC win. McLemore started 14 games against conference opponents. She was named SEC Freshman for the Week on April 12 after picking up a win in the series-opener against No. 8 Georgia. McLemore teamed up with fellow pitcher Layne McGuirt to hurl 12 scoreless innings as the Razorbacks swept a double header against Ole Miss.

HIGH SCHOOL

McLemore was a vital piece of the Ringling High School run to the 2008 Oklahoma 2A State Championship. In the title game, she had a 16-strikeout, shutout performance in the circle and scored the only run of the game. McLemore was selected a member of the all-state team. Following her senior season, McLemore was honored with the Ferguson Jenkins Award, which is given to the top-5 baseball and softball players in the state of Oklahoma. During her prep career, she was a three-time all-area pitcher of the year and a four-time member of the all-area all star team. McLemore compiled a career 115-24 record with a 0.45 ERA and 1,500 strikeouts. She also lettered in basketball and cheerleading.

PERSONAL

Born Nov. 20, 1990, she is the daughter of Terry and Elizabeth McLemore. She has an older brother named Terel. She was named a National AP Scholar and was FFA President along with Student Council Vice President. McLemore is a pre-med major.



CAREER STATISTICS

YEAR	AVG	GP	GS	AB	R	H	2B	3B	HR	RBI	TB	SLG%	BB	HBP	SO	GDP	OB%	SF	SH	SB	ATT	PO	A	E	FLD%
2010	.000	3	1	2	0	0	0	0	0	0	0	.000	0	0	1	0	.000	0	0	0	0	8	22	1	.968
TOTAL	.000	3	1	2	0	0	0	0	0	0	0	.000	0	0	1	0	.000	0	0	0	0	8	22	1	.968

YEAR	ERA	W	L	APP	GS	CG	SHO	CBO	SV	IP	H	R	ER	BB	SO	2B	3B	HR	BF	B/AVG	WP	HBP	BK	SFA	SHA
2010	3.01	14	13	35	25	12	4	1	3	153.2	151	78	66	56	140	21	2	20	676	.256	9	12	1	5	12
TOTAL	3.01	14	13	35	25	12	4	1	3	153.2	151	78	66	56	140	21	2	20	676	.256	9	12	1	5	12



TORI MORT

3

JR || 5-5
L/L || OUTFIELD
CLAREMORE, OKLA.
OWASSO HS

2010

Tori Mort appeared in 52 games as a sophomore with 26 starts in right field. She went 2-for-3 with a run scored against Central Florida. Mort went 1-for-1 at the plate after coming in as a defensive replacement against Mississippi State on March 27. Mort made six starts in conference play, including an eighth-inning run off a sacrifice fly to give the Razorbacks a 3-2 victory over Georgia (April 2). Mort collected a double and scored twice in the series against Florida. She went 2-for-5 in three games against LSU and batted .286 against Alabama with a run scored. Strong defensively, Mort committed only one error in 19 chances to finish the season with a .977 fielding percentage.

2009

Spending all but two games at the No. 2 spot in the lineup, Mort finished the season with 23 runs scored. In the season opener against Southern Miss, she collected a pair of hits, two sacrifices, an RBI and one run. She tied for the team lead with nine sacrifice hits during the season. Mort picked up her lone home run of the season against Ball State, an inside-the-park hit that proved to be the difference as the only run scored in the game. She tied for second on the team with 10 multi-hit games, including a season-high three hits in a midweek match-up against Missouri State. She posted two hits, two RBI and two runs scored in the second game of Arkansas' doubleheader against South Carolina, helping the team to a sweep of the conference opener. Against No. 13 Oklahoma, Mort scored the game-tying run in the top of the sixth to spark the five-run inning for the Razorbacks. Off the field, Mort was named to the SEC Freshman Academic Honor Roll.

HIGH SCHOOL

Mort was a three-year starter and four-year letterwinner at Owasso High School. Her team finished top-5 in the state during each of her four years with the Rams. She earned all-conference honors three times and was an all-region and all-state pick during her senior season. She owned a .362 career batting average with 150 hits and just three errors.

PERSONAL

Born July 12, 1990, she is the daughter of Tim and Angela Mort. She has two siblings, Lance and Callie. While at Arkansas, Mort is majoring in kinesiology.



21

CAREER STATISTICS

YEAR	AVG	GP	GS	AB	R	H	2B	3B	HR	RBI	TB	SLG%	BB	HBP	SO	GDP	OB%	SF	SH	SB	ATT	PO	A	E	FLD%
2009	.236	56	55	157	23	37	3	1	1	8	45	.287	18	0	43	0	.314	0	9	5	6	64	3	3	.957
2010	.179	52	26	84	14	15	1	0	0	0	16	.190	3	0	14	0	.207	0	2	1	2	39	3	1	.977
TOTAL	.216	108	81	241	37	52	4	1	1	8	61	.253	21	0	57	0	.279	0	11	6	8	103	6	4	.965



JAYME GEE

4

FR || 5-7

R/R || CATCHER

THE WOODLANDS, TEXAS

THE WOODLANDS COLLEGE PARK HS

HIGH SCHOOL

Jayme Gee is a catcher from The Woodlands College Park High School in The Woodlands, Texas. Gee was the starting catcher on the varsity team for four seasons and had over a .300 batting average each season including a .402 average in her senior year. In the same season, she tallied a .486 on-base percentage and a .783 slugging percentage. Gee was named as the offensive player of the year at her high school and was an academic all-district and all-state selection as a senior. She finished her high school career with 138 hits, 12 home runs and 37 doubles. She also had a career high of 83 singles and 111 RBI. Under the direction of head coach Richard Bass, Gee helped her tournament team, the Texas Peppers Tanel Gold, to finish 13th in the ASA Gold National Championships in 2010.

PERSONAL

Born Jan. 19, 1992, she is the daughter of Chris and Judy Gee. She has a younger sister named Jenny. She was a three-time academic all-district team member. Gee was also a member of the National English Honor Society. She plans to study kinesiology at Arkansas.

22





STEPHANIE BREWER

5

SO || 5-6
R/R || INFIELD
BROKEN ARROW, OKLA.
BROKEN ARROW HS

2010

Stephanie Brewer appeared in 32 games as a freshman with 21 starts for the Razorbacks, all coming at the first base position. Brewer had her break-out performance at the Arkansas Invitational, going 5-for-12 with a double and four RBI. She drove in the game winning run in the series opener with Georgia on a sacrifice fly in the eighth inning for a score of 10-5. Brewer went 2-for-3 with a pair of singles in the Razorbacks' 6-1 win over Memphis. She collected a five-game hit streak during the season.

HIGH SCHOOL

Brewer was a four-year starter and a four-year letterwinner at Broken Arrow High School. She capped her high school career by helping her team capture the 2008 Oklahoma 6A State Championship and she belted a home run in the championship game. It was the second state championship for Brewer as the Tigers also claimed the 2006 title. Along with being a two-time all-conference selection, Brewer was a 2008 all-state and all-region first team member. In her final season at Broken Arrow, she batted .392, knocked in 27 runs, had three triples, 14 doubles and four home runs. At first base, Brewer posted a .988 fielding percentage. She helped Broken Arrow set four high school records for most wins, most consecutive wins, most doubles and most home runs in a single season.

PERSONAL

A native of Tulsa, Okla., she is the only daughter of Steve and Kellie Brewer and was born May 2, 1991. She is studying kinesiology and plans to pursue a career in physical therapy after college. In high school, she was a member of the National Honor Society along with DECA and student council.



23

CAREER STATISTICS

YEAR	AVG	GP	GS	AB	R	H	2B	3B	HR	RBI	TB	SLG%	BB	HBP	SO	GDP	OB%	SF	SH	SB	ATT	PO	A	E	FLD%
2010	.210	32	21	62	6	13	2	0	1	12	18	.290	2	0	15	1	.227	2	1	2	3	140	6	0	1.000
TOTAL	.210	32	21	62	6	13	2	0	1	12	18	.290	2	0	15	1	.227	2	1	2	3	140	6	0	1.000



AMANDA SUMMERFORD

6

SO || 5-10
R/R || OUTFIELD
FAYETTEVILLE, ARK.
FAYETTEVILLE HS

2010

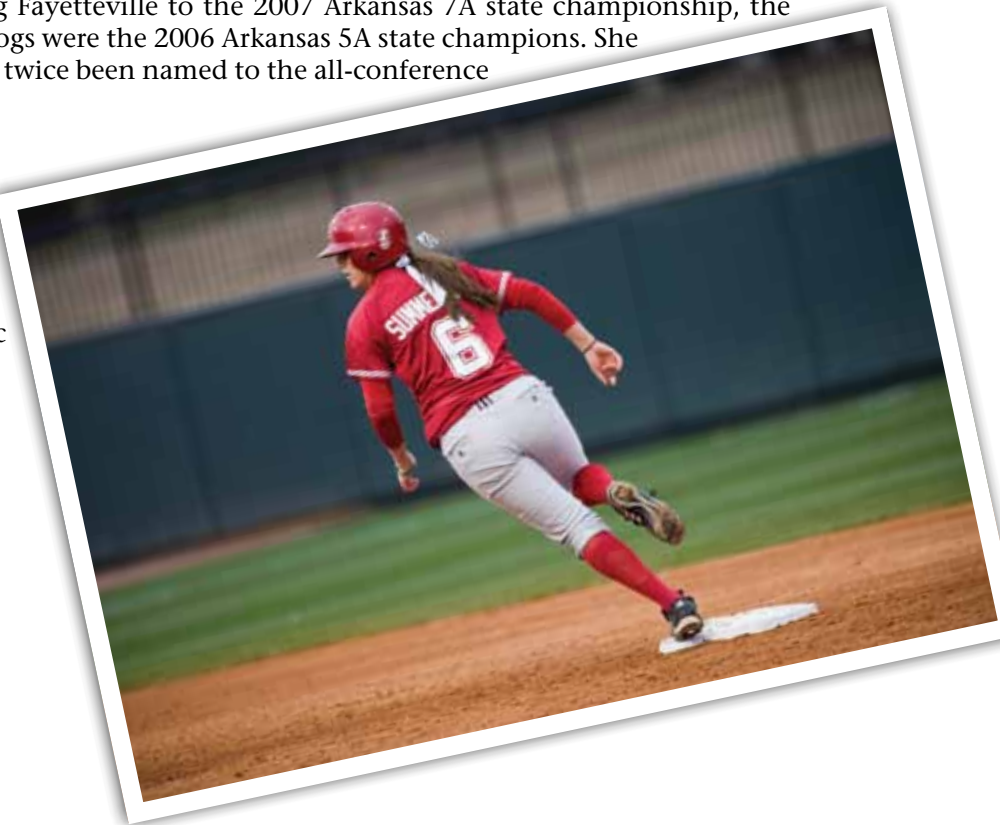
Amanda Summerford saw action in 36 games as a pinch runner for the Razorbacks during her freshman campaign. She scored 12 runs throughout the season including eight against Southeastern Conference opponents.

HIGH SCHOOL

Summerford is a pitcher from Fayetteville High School and helped lead the Bulldogs to the 7A West conference championship and a runner-up result at the 2008 Arkansas 7A state tournament. Summerford was named to the 2008 Louisville Slugger/NFCA High School All-South Central second team. As a sophomore, Summerford was the Arkansas Gatorade Player of the Year after leading Fayetteville to the 2007 Arkansas 7A state championship, the second state title of her career. The Bulldogs were the 2006 Arkansas 5A state champions. She was a two-time all-state honoree and has twice been named to the all-conference first team.

PERSONAL

Born June 17, 1991, she is the daughter of Joe and Lisa Summerford. She has an older brother, Josh. Summerford is majoring in kinesiology and plans to attend graduate school to become a pediatric physical therapist.



24

CAREER STATISTICS

YEAR	AVG	GP	GS	AB	R	H	2B	3B	HR	RBI	TB	SLG%	BB	HBP	SO	GDP	OB%	SF	SH	SB	ATT	PO	A	E	FLD%
2010	.000	36	0	0	12	0	0	0	0	0	0	.000	1	0	0	0	1.000	0	0	0	0	0	0	0	.000
TOTAL	.000	36	0	0	12	0	0	0	0	0	0	.000	1	0	0	0	1.000	0	0	0	0	0	0	0	.000



LESLIE DIXON

7

SR || 5-6
R/R || CATCHER
EDMOND, OKLA.
EDMOND NORTH HS

2010

Leslie Dixon appeared in 25 games as a junior with starts behind the plate in 16 of these. She went 1-for-2 at the plate against Drake with a double and a walk. Dixon hit a three-run base clearing double in the fifth inning against Mississippi State (March 28) to tie the game at 13. She entered the game as a pinch hitter in the third and remained in the game at catcher. Dixon went 2-for-3 in the Hogs 3-1 victory over Tulsa (March 31). She collected two hits in game two against Tennessee, her second multi-hit game of the season. She and sister Miranda each had a home run in game one at LSU.

2009

Dixon appeared in 11 games during the 2009 season, with three starts behind the plate. She singled and scored in Arkansas' three-run sixth inning against Western Kentucky during the Metrodome Classic. Dixon entered in the third inning of game two of a doubleheader against Missouri-Kansas City and doubled to left field in her first at-bat. She was brought in on a home run by her sister, senior Miranda Dixon. In the classroom, she was a member of the SEC Spring Academic Honor Roll.

2008

Dixon appeared in 23 games for the Razorbacks, including 10 starts. She had four hits, three runs, two RBI and one home run during her freshman campaign. She scored a career-high two runs against Saint Louis in a record-setting 18 runs in a fifth-inning rally. Dixon belted her first career homer in Arkansas' 3-0 win over Kentucky. She was a member of the 2008 Southeastern Conference Freshman Academic Honor Roll.



HIGH SCHOOL

Dixon was the starting catcher for Edmond North High School. She earned all-Edmond honors four years consecutively, was all-conference three years and all-state as a senior. Dixon rounded out her season by hitting .444 average in her final year. She guided her team to two fifth-place finishes and one state championship. Dixon also played softball for the Oklahoma Ultimate club team.

PERSONAL

Born Feb. 20, 1989, she is the daughter of Thomas and Linda Dixon. She has an older sister, Miranda, younger sister, Jordan and three younger brothers, Joel, Lance and Andrew. Her sister Miranda played softball for Arkansas from 2007-10. Dixon is majoring in health science.

four years at Edmond North High School. She earned all-Edmond honors four years consecutively, was all-conference three years and all-state as a senior. Dixon rounded out her season by hitting .444 average in her final year. She guided her team to two fifth-place finishes and one state championship. Dixon also played softball for the Oklahoma Ultimate club team.

daughter of Thomas and Linda Dixon. She has an older sister, Miranda, younger sister, Jordan and three younger brothers, Joel, Lance and Andrew. Her sister Miranda played softball for Arkansas from 2007-10. Dixon is majoring in health science.

CAREER STATISTICS

YEAR	AVG	GP	GS	AB	R	H	2B	3B	HR	RBI	TB	SLG%	BB	HBP	SO	GDP	OB%	SF	SH	SB	ATT	PO	A	E	FLD%
2008	.121	23	10	33	3	4	0	0	1	2	7	.212	0	0	7	0	.118	1	0	0	0	61	12	0	1.000
2009	.182	14	3	11	2	2	1	0	0	0	3	.273	0	0	3	0	.182	0	0	0	0	18	2	0	1.000
2010	.213	25	16	47	4	10	4	0	1	4	17	.362	7	0	17	0	.315	0	1	0	0	79	9	2	.978
TOTAL	.176	62	29	91	9	16	5	0	2	6	27	.297	7	0	27	0	.232	1	1	0	0	158	23	2	.989



LINDSEY WELLS

8

SR || 5-5
R/R || OUTFIELD
CARL JUNCTION, MO.
CARL JUNCTION HS

2010

Lindsey Wells saw action in 20 games as a pinch runner for the Razorbacks. She scored five runs, all in non-conference action.

2009

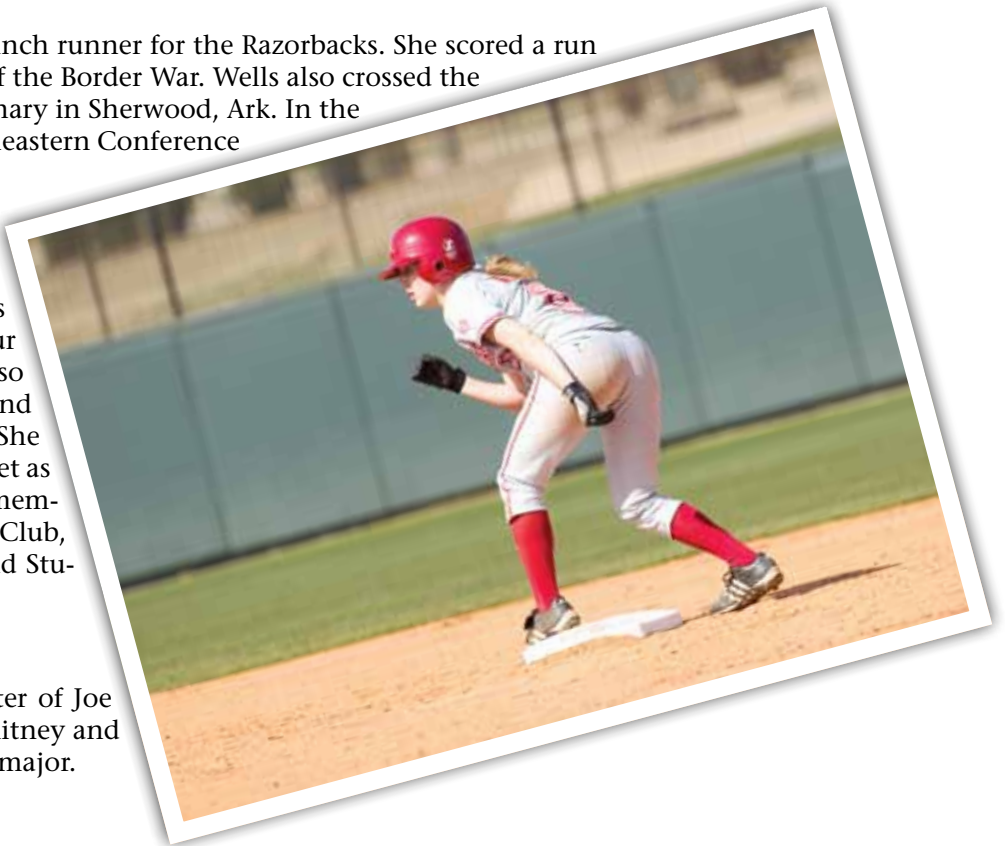
Wells saw action in three games as a pinch runner for the Razorbacks. She scored a run against Oklahoma State in game one of the Border War. Wells also crossed the plate in the team's 6-2 win over Centenary in Sherwood, Ark. In the classroom, she was named to the Southeastern Conference Spring Academic Honor Roll.

HIGH SCHOOL

As a member of the softball team at Carl Junction High School, Wells was a three-time all-conference and a four team all-district selection. Wells was also a part of a basketball, cross country and track and field district championship. She qualified for the state cross country meet as a senior. In the classroom, she was a member of National Honor Society, Science Club, Future Business Leaders of America and Student Council.

PERSONAL

Born May 27, 1989, she is the daughter of Joe and Jill Wells. She has two siblings Whitney and Jared. She is an international business major.



26

CAREER STATISTICS

YEAR	AVG	GP	GS	AB	R	H	2B	3B	HR	RBI	TB	SLG%	BB	HBP	SO	GDP	OB%	SF	SH	SB	ATT	PO	A	E	FLD%
2009	.000	3	0	0	2	0	0	0	0	0	0	.000	0	0	0	0	.000	0	0	0	0	0	0	0	.000
2010	.000	20	0	0	5	0	0	0	0	0	0	.000	1	0	0	0	1.000	0	0	1	2	0	0	0	.000
TOTAL	.000	23	0	0	7	0	0	0	0	0	0	.000	1	0	0	0	1.000	0	0	1	2	0	0	0	.000



ASHLEY MARTINDALE

9

FR || 5-3
L/R || OUTFIELD
BENTON, ARK.
BENTON HS

HIGH SCHOOL

Ashley Martindale was a vital piece of the Benton High School run for the 2008 Arkansas 6A state championship, leading the team in batting average and stolen bases. She earned all-conference, all state and *Arkansas Democrat-Gazette* All-Arkansas honors after batting .452 with 33 hits in 23 games as a junior. In her freshman season, Martindale set a school record for batting average, hitting .557 with 39 hits in 25 games. She is a three-time 6A South all-conference honoree.

PERSONAL

Born July 20, 1992, she is the daughter of Mark and Cindy Martindale. She has a twin brother, Christopher. Martindale was also a three-time letterwinner in basketball, earning 6A South all-conference honors. She was a member of the National Honors Society, was student council secretary and named to the Kiwanis Honor Roll. She has not chosen a major.





SIERRA BRONKEY

10

FR || 5-6
L/R || UTILITY
EDMOND, OKLA.
EDMOND SANTA FE HS

HIGH SCHOOL

Utility player Sierra Bronkey capped her high school career by helping Edmond Santa Fe High School to a fifth-place finish at the 2009 Oklahoma 6A state championship. She finished her senior year with a .432 batting average, 37 RBI and 10 home runs on her way to player of the year recognition. Bronkey also earned honors as a member of the Oklahoma all-state first team. A four-year starter and letterwinner, she was a first team all-conference each of her four years and Metro All-Big City honorable mention for three years. She was a first team all-state pitcher, Big All-City Player of the Year and Ferguson Jenkins Player of the Year in 2009. She was an all-Edmond first team selection in 2006 and 2007 and earned player of the year accolades in 2008 and 2009. Bronkey helped lead her team to a runner-up finish at the state championships as a freshman.

28

PERSONAL

Born Feb. 5, 1992, she is the daughter of Jeff and Kathy Bronkey. She has an older sibling, Sarene. She was a member of the National Honor Society and was a high school teammate of LSU's Morgan Russell. Her father, Jeff Bronkey, pitched for the both the Texas Rangers and Milwaukee Brewers from 1993-95. Bronkey is majoring in kinesiology.





COURTNEY BREAUT

12

SO || 5-9
R/R || INFIELD
ROSEVILLE, CALIF.
WOODCREEK HS

2010

Courtney Breault capped an outstanding first year with Arkansas by earning a spot on the Southeastern Conference All-Freshman team, becoming the fourth player in program history – joining Jessica Bachkora, Miranda Dixon and Brittany Griffiths – to garner that recognition. Starting 54 of 56 games at second base during her freshman campaign, Breault was her best during SEC play. She was third on the team with a .313 average against conference opponents. Breault collected 25 hits, four home runs and drove in 20 of her 32 RBI during SEC play. She made her collegiate debut on Feb. 13 and went 1-for-3 with a walk and a stolen base. Breault put together two six-game hitting streaks during the season. She was named SEC Freshman of the Week on May 3, after leading the team to a series win against Ole Miss, going 5-for-7 (.714) with two home runs and seven RBI. Breault finished the season with 10 multi-hit and nine multi-RBI games.

HIGH SCHOOL

Breault joined the Arkansas softball team from Woodcreek High School after being a four-year starter. In 2006, she was the only freshman on the nationally-ranked team when Woodcreek was 13th in the nation by USA TODAY. Breault is a two-time selection to the all-league first team and was named to the *Press Tribune* all-area team as a sophomore. That same year, Woodcreek won the Sierra Foothill League Championship and finished third in the Sac-Joaquin section. Her junior year she lead her team to a second-place finish in the Sac Joaquin section Division II and ranked second in California for all of the division. She was the team captain her final two seasons and was named *Press Tribune's* Player of the Year as a senior. Also in her final year at Woodcreek, Breault was the most valuable player of the Optimist All Star game. She led the league with a .408 batting average and was also first in slugging percentage, on-base percentage and home runs. Selected to the all-metro team, Breault was also a first team all-league honoree each of her last three years. She was a three-year letterwinner in basketball as well.

PERSONAL

Born Nov. 12, 1991, she is the daughter of Kevin and Julie Breault. She has a younger brother Connor. Breault is studying business and plans to pursue a career in a sports related field. During high school, she was an American Cancer Society Volunteer and she participated in Think Pink, an NCAA basketball event. She graduated in the top-15 percent of her class and won an academic merit award in 2007.



CAREER STATISTICS

YEAR	AVG	GP	GS	AB	R	H	2B	3B	HR	RBI	TB	SLG%	BB	HBP	SO	GDP	OB%	SF	SH	SB	ATT	PO	A	E	FLD%
2010	.277	54	54	155	17	43	7	0	6	32	68	.439	15	1	33	4	.337	4	4	1	1	99	78	11	.941
TOTAL	.277	54	54	155	17	43	7	0	6	32	68	.439	15	1	33	4	.337	4	4	1	1	99	78	11	.941



JESSICA ROBISON

14

JR || 5-5
R/R || INFIELD
OWASSO, OKLA.
OWASSO HS

2010

Jessica Robison appeared in 27 games with 13 starts as a sophomore for Arkansas. All 13 of Robison's starts came at third base. Her solo home run with two outs in the bottom of the sixth inning gave the Razorbacks a 2-1 edge over Iowa at the Metrodome Classic (Feb. 12). She went 1-for-3 with a double against Drake the following day. Robison had a pinch-hit single in Arkansas' 11-6 win over Mississippi State on March 27. She also added a single in a pinch-hit appearance against Memphis.

2009

Robison appeared in 18 games with three starts in her first season. Against Wisconsin-Green Bay, Robison knocked a three-run shot to center field to end the Razorbacks' 8-0 win during the Metrodome Classic. Her second home run of the season also came in dramatic fashion, a grand slam against Oklahoma State in the top of the fifth to complete Arkansas' rally to tie the score after trailing 6-0. Later in the season, Robison scored another run against Oklahoma State during the Border War. She earned a spot on the SEC

30

Freshman Academic Honor Roll.

HIGH SCHOOL

At Owasso High School, Robison set several school records including hits (165), doubles (47), home runs (16), RBI (115) and career batting average (.431). A four-year starter, she was an all-metro and all-conference selection three times. During her senior year, she also earned all-region and all-state honors.

PERSONAL

Born April 18, 1990, she is the daughter of Robert and Marlene Robison. Her father played baseball at the University of Oklahoma and her older sister, Brittany, is a former member of the Razorback softball team. Robison is majoring in kinesiology.



CAREER STATISTICS

YEAR	AVG	GP	GS	AB	R	H	2B	3B	HR	RBI	TB	SLG%	BB	HBP	SO	GDP	OB%	SF	SH	SB	ATT	PO	A	E	FLD%
2009	.200	18	3	20	4	4	0	0	2	7	10	.500	1	1	9	0	.273	0	0	0	0	0	2	0	1.000
2010	.136	27	13	44	4	6	1	0	1	2	10	.227	8	0	17	0	.269	0	0	0	1	8	18	1	.963
TOTAL	.156	45	16	64	8	10	1	0	3	9	20	.313	9	1	26	0	.270	0	0	0	1	8	20	1	.966



AMANDA GEILE

16

FR || 5-8
R/R || INFIELD
BALLWIN, MO.
PARKWAY SOUTH HS

HIGH SCHOOL

Amanda Geile is an infielder from Parkway South High School in Manchester, Mo. As a junior she helped her team to a district title along with a second-place finish at the Missouri state championships. For her efforts that season, she was named first team all-state, conference player of the year and the *St. Louis Post Dispatch* Player of the Year. Geile finished the year with a .489 batting average, 40 RBI, 44 hits and 13 home runs, tying a state record. In her career, she posted a 47-18 pitching record with a 1.38 ERA with 334 strikeouts in 425 innings pitched. Geile holds Parkway South career records in wins (47) and home runs (20).

PERSONAL

Born Aug. 13, 1992, she is the daughter of Ken and Renne Geile. She has a younger brother, Nicholas. Her dad played college baseball at Louisiana-Lafayette. She plans to study early childhood education and pursue a career as a teacher. Strong in the classroom, she was a member of the National Honors Society and graduated in the top-10 percent of her class.





LAYNE MCGUIRT

17

SR || 5-7
R/R || RHP
WYNNE, ARK.
WYNNE HS

2010

Layne McGuirt stepped into the Razorbacks' No. 2 spot in the rotation during the 2010 season. She finished the season with an 8-10 record and a 3.56 ERA with 85 strikeouts in 124.0 innings pitched, the most of her career. McGuirt started 21 games, including seven complete games. Her 4.06 ERA against conference opponents was best on the Arkansas staff. She picked up her first win of the season against Iowa State at the Metrodome Classic, allowing two runs on 10 hits through six innings. McGuirt pitched her first career shutout against Central Florida (Feb. 26), giving up four hits while striking out five. She earned her first conference win against South Carolina followed by a career-high nine strikeout against Kentucky. McGuirt picked up her final win pitching through a complete game against Memphis. She and fellow pitcher Hope McLemore pitched 12 scoreless innings against Ole Miss as the Razorbacks swept a doubleheader against the Rebels. McGuirt hurled a season-high seven innings on five occasions including against Tennessee. She finished the season issuing just 34 walks.

2009

Primarily a relief pitcher, McGuirt appeared in 16 games during the 2009 season. She also made two starts, against Cleveland State and at No. 1 Florida. She posted a season-high two strikeouts in three appearances, against Southern Miss, No. 19 LSU and No. 6 Alabama. McGuirt totaled 18.2 innings and a 9.75 ERA during the season. Away from the field, she earned a spot on the SEC Spring Academic Honor Roll.

2008

McGuirt made 19 appearances in the circle. In 20.2 innings pitched, she posted 25 strikeouts and a 3.39 ERA. She entered the season to record one out against Iowa to earn the save in a 5-3 victory. McGuirt had a season-high five strikeouts in game two of a doubleheader against Mississippi State. Off the field, McGuirt was a 2008 SEC Freshman Academic Honor Roll selectee.

HIGH SCHOOL

McGuirt joined Arkansas softball from Wynne High School in Wynne, Ark., after earning all-state honors three times. She struck out 309 and had a batting average of .484. McGuirt fanned 808 batters in her career and led her team to the state semifinals her junior year. She played for the Germantown Lady Red Devils club team which was the 18 and under Gold AFA Nationals Champions.



for Arkansas, primarily in relief situations. She entered the season to record one out against Iowa to earn the save in a 5-3 victory. McGuirt had a season-high five strikeouts in game two of a doubleheader against Mississippi State. Off the field, McGuirt was a 2008 SEC Freshman Academic Honor Roll selectee.

Wynne High School in Wynne, Ark., after earning all-state honors three times. She struck out 309 and had a batting average of .484. McGuirt fanned 808 batters in her career and led her team to the state semifinals her junior year. She played for the Germantown Lady Red Devils club team which was the 18 and under Gold AFA Nationals Champions.

PERSONAL

Born Sept. 14, 1989, she is the daughter of Woody and Karen McGuirt. She has a younger sister, Meg, who also plays softball for the Razorbacks. McGuirt is majoring in recreation.

CAREER STATISTICS

YEAR	AVG	GP	GS	AB	R	H	2B	3B	HR	RBI	TB	SLG%	BB	HBP	SO	GDP	OB%	SF	SH	SB	ATT	PO	A	E	FLD%
2008	.000	11	8	1	0	0	0	0	0	0	0	.000	0	0	1	0	.000	0	0	0	0	1	7	1	.889
2009	.000	1	1	0	0	0	0	0	0	0	0	.000	0	0	0	0	.000	0	0	0	0	0	2	1	.667
2010	.244	32	29	78	11	19	4	1	4	9	37	.474	6	0	18	0	.294	1	2	0	0	45	26	4	.947

TOTAL	.241	44	38	79	11	19	4	1	4	9	37	.468	6	0	19	0	.291	1	2	0	0	46	35	6	.931
-------	------	----	----	----	----	----	---	---	---	---	----	------	---	---	----	---	------	---	---	---	---	----	----	---	------

YEAR	ERA	W	L	APP	GS	CG	SHO	CBO	SV	IP	H	R	ER	BB	SO	2B	3B	HR	BF	B/AVG	WP	HBP	BK	SFA	SHA
2008	3.39	0	0	19	3	0	0	0	1	20.2	21	15	10	7	25	2	0	2	92	.253	4	0	0	0	2
2009	9.75	0	1	16	2	0	0	0	0	18.2	32	27	26	21	10	1	0	6	111	.376	2	5	0	0	0
2010	3.56	8	10	30	21	7	1	1	0	124.0	149	80	63	34	85	24	1	9	552	.304	7	6	6	5	17

TOTAL	4.24	8	11	65	26	7	1	1	1	163.1	202	122	99	62	120	27	1	17	755	.307	13	11	6	5	19
-------	------	---	----	----	----	---	---	---	---	-------	-----	-----	----	----	-----	----	---	----	-----	------	----	----	---	---	----



CHLOE OPRZEDEK

20

FR || 5-4
L/R || INFIELD
LOCKPORT, ILL.
PROVIDENCE CATHOLIC HS

HIGH SCHOOL

Chloe Oprzedek, a four-year varsity starter for Providence Catholic High School, is an infielder out of Lockport, Ill. She helped lead Providence to a fourth-place finish in the East Suburban Catholic Conference after finishing second in 2008. For her efforts, she was named to the all-area and all-conference first teams. Oprzedek was the 2010 most valuable player at Providence Catholic High School and was a team captain her junior and senior years. She was an ESCC 2010 all-conference selection and Most Valuable Student Athlete. She was also named ESPN RISE Midwest Player of the Week, Girls Who Had Game, and Illinois & Texas Single Game Standout. Oprzedek was a member of the 2010 Super 60 Southtown Star all-area first team as well as the 2010 *Herald News* all-area first team. She was named to Team 22 all-22nd Century Media Sports "Super Team" first team. She was also awarded to the 2010 Illinois High School "Elite" Team and voted Most Athletic Senior Girl at Providence Catholic High School. She holds her high school's record for single season runs (43), triples (5), RBI (51), and BA (.475). She holds the career record at Providence Catholic High School for hits (152), runs (111), triples (14), and homeruns (15). Proving her versatility, she spent time at shortstop, second, third and in the outfield. She capped off her senior season with a .533 batting average in the conference and had a 19-game hitting streak for a total of 56 hits in 33 games.

PERSONAL

Born July 4, 1992, she is the daughter of Edward and Thea Oprzedek. She has seven brothers and sisters ranging in age from 10 to 30. She plans to study kinesiology and pursue a career in sports medicine or coaching after college. Along with softball, she was a letter-winner in volleyball and basketball during high school.





MORGAN CLARK

21

SO || 5-9
R/R || CATCHER
FARMINGTON, ARK.
FARMINGTON HS

2010

Morgan Clark saw action in one game for Arkansas as a freshman. Her lone appearance came as a pinch hitter when the Razorbacks defeated Memphis 6-1 in Sherwood, Ark.

HIGH SCHOOL

Clark joined the Arkansas softball team from Farmington High School after three years as a starter. She is a three-time selection to the all-conference catching award as a senior. As a sophomore Clark was a member of the Cardinals squad to claim conference champions along with advancing to the state semi-final game.

Farmington High School after three years as a starter. She was on the first team and earned a conference catching award as a senior.

PERSONAL

Born May 5, 1991, she is the only daughter of Ricky and Stella Clark. She is studying math and plans to pursue a career as a high school math teacher and coach. During high school, she was involved with National Honor Society, Future Farmers of America and student council.



34

CAREER STATISTICS

YEAR	AVG	GP	GS	AB	R	H	2B	3B	HR	RBI	TB	SLG%	BB	HBP	SO	GDP	OB%	SF	SH	SB	ATT	PO	A	E	FLD%
2009	.236	56	55	157	23	37	3	1	1	8	45	.287	18	0	43	0	.314	0	9	5	6	64	3	3	.957
2010	.179	52	26	84	14	15	1	0	0	0	16	.190	3	0	14	0	.207	0	2	1	2	39	3	1	.977
TOTAL	.216	108	81	241	37	52	4	1	1	8	61	.253	21	0	57	0	.279	0	11	6	8	103	6	4	.965



BECCA CARDEN

22

SR || 5-8
R/R || OUTFIELD
MIAMI, OKLA.
NEO A&M/MIAMI HS

2010

Becca Carden appeared in 49 games as a junior for Arkansas with 38 starts. Carden finished the year with six multi-hit games and five multi-RBI games. She set career highs in games played (49), runs (14), hits (27) and RBI (19). She broke out of an 0-for-11 slump to start the season with a 3-for-4 day with 3 RBI and a home run against Sam Houston State in Denton, Texas. Carden paced the team at the North Texas/Sleep Inn Classic going 5-for-10 including a double and four runs batted in. She drove in the game winning run with a single to lead the Razorbacks' 4-2 win over Southeast Missouri State. She batted .308 in the first five games of Southeastern Conference play. Carden doubled home the go-ahead runs in the fifth inning against Mississippi State (March 28), giving Arkansas a 15-13 lead. She collected her fourth multi-hit game of the season in game two against LSU. Carden broke open the game against Memphis with a pinch-hit, three-run triple in the fourth inning. She went 2-for-3 with three including a two-run single as the pinch her second home run of the season in

2009

Carden appeared in 21 games during her solo start in Arkansas' game Strike Out Cancer Tournament. Utiscored seven runs and totaled three first hit of the season, a single up the er against Missouri-Kansas City. For named to the SEC Spring Academic

2008

Carden redshirted during the 2008

PRIOR TO ARKANSAS

Carden transferred to Arkansas from she played outfield. Carden boasted a runs. She was named an All-American after leading the Lady Norse to 2006 graduate of Miami High School, of .517 with 75 hits and 43 runs as a

PERSONAL

Born Nov. 29, 1987, she is the daughter of Pat and Carol Carden. She has two brothers, Steven and Philip, and played baseball at Texas Christian University. Carden is majoring in kinesiology.



RBI in the series against Alabama in-hitter to tie the finale. She collected series opener against Auburn (May 8).

ing her sophomore campaign, making against Fordham during the FAU/FIU lized primarily as a pinch runner, she stolen bases. Carden picked up her middle, in game two of a doubleheader work in the classroom, she was Honor Roll.

season.

Northeastern Oklahoma A&M where .450 batting average with seven home ican after leading the Lady Norse to 2006 graduate of Miami High School, of .517 with 75 hits and 43 runs as a

ter of Pat and Carol Carden. She has one sister, Emily. Carden's father University. Carden is majoring in kinesiology.

35

CAREER STATISTICS

YEAR	AVG	GP	GS	AB	R	H	2B	3B	HR	RBI	TB	SLG%	BB	HBP	SO	GDP	OB%	SF	SH	SB	ATT	PO	A	E	FLD%	
2008	Redshirt season																									
2009	.125	21	1	8	7	1	0	0	0	0	1	.125	0	0	3	0	.125	0	1	3	3	3	1	0	1.000	
2010	.231	49	38	117	14	27	4	1	2	19	39	.333	9	2	21	0	.295	1	12	7	8	48	2	2	.962	
TOTAL	.224	70	39	125	21	28	4	1	2	19	40	.320	9	2	24	0	.285	1	13	10	11	51	3	2	.964	



BREA VAN DE POL

26

SO || 5-8
R/R || INFIELD
ANKENY, IOWA
ANKENY HS

2010

Brea Van De Pol appeared in 30 games during the 2010 season, with three starts at third base. She singled and scored in her first start of the season in the final game of the NFCA Lead-Off Classic against Illinois. She also made starts at home No. 19 Louisiana-Lafayette. Van De Pol finished the season with hit in eight at bats with five runs scored.

Lead-Off Classic against Illinois. She also made starts at home No. 19 Louisiana-Lafayette. Van De Pol finished the season with hit in eight at bats with five runs scored.

HIGH SCHOOL

Van De Pol joins the Arkansas softball team from Ankeny High School after starting on the softball team for four years. She earned all-conference second team honors as a senior along with being named to the IGCA's Class Four third team. She was a member of the Hawks team that finished second in their conference in 2009. Van De Pol also lettered in basketball, track and volleyball at Ankeny High School.

PERSONAL

36 Born March 23, 1991, she is the daughter of Bret and Tracy Van De Pol. She has two younger brothers, Tabor and Brady. Van De Pol is studying kinesiology and applied exercise science and plans to attend chiropractic school upon completion of college. During high school, she was on the honor roll.



CAREER STATISTICS

YEAR	AVG	GP	GS	AB	R	H	2B	3B	HR	RBI	TB	SLG%	BB	HBP	SO	GDP	OB%	SF	SH	SB	ATT	PO	A	E	FLD%
2010	.125	30	3	8	5	1	0	0	0	0	1	.125	1	0	1	0	.222	0	1	1	1	2	11	4	.765
TOTAL	.125	30	3	8	5	1	0	0	0	0	1	.125	1	0	1	0	.222	0	1	1	1	2	11	4	.765

LINNEA KETCHER



28

SO || 5-7
 L/R || OUTFIELD
 WEST JORDAN, UTAH
 WEBER STATE/WEST JORDAN HS

PRIOR TO ARKANSAS

Ketcher joins the Razorback softball program after one year at Weber State in Ogden, Utah. Ketcher currently holds the Pacific Coast Conference record for stolen bases in a single game (4), is second for stolen bases in a season (18), and was one of two unanimously selected to the first team all-conference for her efforts. Ketcher had a .500 hitting average during conference play which led the PCC during the 2010 season. She finished the season with a .395 batting average to lead the Wildcats and rank third in the conference.

HIGH SCHOOL

Ketcher was a three-year starter for Copper Hills High School in West Jordan, Utah. She broke the state record for most consecutive hits (10), hits in a single season (54), most singles in a season (49), hits in a game (5) and singles in a game (5). Ketcher led her high school team in batting average, stolen bases as well as on base percentage. She was a four-year letterwinner and was named all-region three years. She was a 5A all-state selection as a junior and senior, played in the Utah all-star senior game and was most valuable offensive player as a junior and most valuable player overall in her senior season. Ketcher helped her club team, the Utah Red Hots, to finish ninth at nationals in 2009.

PERSONAL

Linnea Rose Ketcher is the daughter of Stan and Michelle Ketcher. She has three siblings; Erica, Jon and Rob. Her grandfather, Jim Ketcher is a former professional baseball player.



37

CAREER STATISTICS (WEBER STATE)

YEAR	AVG	GP	GS	AB	R	H	2B	3B	HR	RBI	TB	SLG%	BB	HBP	SO	GDP	OB%	SF	SH	SB	ATT	PO	A	E	FLD%
2010	.395	49	47	124	20	49	2	1	0	4	53	.427	8	1	18	0	.436	0	3	18	23	54	4	1	.983
TOTAL	.395	49	47	124	20	49	2	1	0	4	53	.427	8	1	18	0	.436	0	3	18	23	54	4	1	.983



BRITTANY GRIFFITHS

29

JR || 5-5
R/R || INFIELD
PLANO, TEXAS
PLANO HS

2010

Brittany Griffiths appeared in all 57 games for the Razorbacks, starting each at shortstop. Griffiths finished the year with a career-high 26 runs and 28 hits, including five multi-hit games. After a 1-for-7 start to the season, Griffiths went 4-for-6 with two RBI and a home run in the final two games of the Metrodome Classic against Minnesota and Iowa State. Griffiths hit over .300 at the NFCA Lead-Off Classic, going 4-for-13 with five runs scored, a home run and one RBI. She drove in the Razorbacks' lone run against Oklahoma. Griffiths hit her third home run of the year- a solo shot in the Razorbacks first game vs. Tulsa. She paced the team with a .429 average. Going 3-for-7 and bringing in a run against LSU. She continued to hit well as she went 2-for-5 with two runs scored versus the Crimson Tide.

2009

Griffiths capped an outstanding first year with Arkansas by earning a spot on the Southeastern Conference All-Freshman team, becoming the third player in program history along with Jessica Bachkora and Miranda Dixon, who also garnered that recognition. Starting all 56 games at shortstop during her freshman campaign, Griffiths was second on the team with 108 assists, including a season-high against top-ranked Florida, and helped turn 10 double plays. Primarily called upon for her defensive work early in the season, Griffiths was inserted into the lineup on a full-time basis during the team's run at the FAU/FIU Strike Out Cancer Tournament. She finished the season with a .256 batting average and tied for the team lead with two triples. Griffiths earned the program's first-ever SEC Freshman of the Week award after helping the team to a 5-1 series record against Mississippi State and Kentucky, going 7-for-17 at the plate with three RBI and four runs scored. In game one of the annual Border War, Griffiths hit her first career home run, a three-run shot to center field, to cap the Razorbacks' 8-0 win over Oklahoma State. She added another home run, along with three RBI, in a win against No. 19 LSU.

38



HIGH SCHOOL

Griffiths was a four-year letterwinner at Plano Senior High School. As a freshman, she was named newcomer of the year and followed that with second team all-district honors during her sophomore campaign. As a junior, she was a first team all-district, all-state and NFCA all-region performer. Her club team, the Texas Glory Gold placed 13th at the ASA Gold Nationals in 2007.

PERSONAL

Born Jan. 10, 1990, she is the daughter of Matt and Courtney Griffiths. She has one younger sister, Alexa. Griffiths is majoring in kinesiology.

CAREER STATISTICS

YEAR	AVG	GP	GS	AB	R	H	2B	3B	HR	RBI	TB	SLG%	BB	HBP	SO	GDP	OB%	SF	SH	SB	ATT	PO	A	E	FLD%
2009	.256	56	56	121	16	31	6	2	2	22	47	.388	9	1	31	0	.313	0	4	0	0	108	108	11	.952
2010	.215	57	57	130	26	28	4	0	3	6	41	.315	17	1	33	1	.311	0	9	1	1	108	99	19	.916
TOTAL	.235	113	113	251	42	59	10	2	5	28	88	.351	26	2	64	1	.312	0	13	1	1	216	207	30	.934

MEG MCGUIRT



30

FR || 5-5
L/R || INFIELD
WYNNE, ARK.
BENTONVILLE HS

HIGH SCHOOL

Meg McGuirt was named *Northwest Arkansas Times* Co-Player of the Year for her

efforts with Bentonville High School's softball team.

McGuirt earned all-state honors as a sophomore, junior and senior and was named *VYPE Magazine's* Player of the Year in her senior season. McGuirt graduated with the state record in stolen bases with 58 during the 2010 season. She also finished her senior year with the state record for hits in a season and career stolen bases with 115 at BHS. She finished the 2010 season with a .563 batting average and was named to the All-Arkansas team by the *Arkansas Democrat-Gazette*. Prior to attending Bentonville High School, McGuirt was an all-conference selection as a freshman at Wynne High School in Wynne, Ark.

PERSONAL

Kathryn Meg McGuirt was born June 25, 1992 and is the daughter of Woody and Karen McGuirt. Her sister Layne is a senior on Arkansas' softball team. She plans to major in nursing at Arkansas.





KIM JONES

32

SR || 5-11
R/R || RHP
LENEXA, KAN.

SHAWNEE MISSION NORTHWEST HS

2010

Kim Jones appeared in 33 games for Arkansas in 2010 with 10 starts, each coming at first base. She entered the game as a pinch hitter against Iowa State and caught one inning against Central Florida at the NFCA Lead-Off Classic. Jones appeared in four games during the Razorback Invitational, primarily as a pinch hitter. She made the first three starts of her career in the series at Kentucky where she collected her first career hit in game one of the series. Jones went 3-for-4 with a home run and two RBI in the series finale against the Wildcats. She batted .364 with four hits including a double and two RBI during Mississippi State series.

2009

Jones did not appear in any games during the 2009 season due to an injury.

2008

Jones made an appearance in four games during her freshman season with the Razorbacks. She grounded out to shortstop to post her first career RBI in Arkansas' 8-1 win over Texas A&M-Corpus Christi in game two of the three-game series.

HIGH SCHOOL

Jones joined the Razorbacks from Joplin High School where she helped the Eagles to four conference championships and a state quarterfinal appearance. Jones holds eight softball records at Joplin. She had 108 hits, 24 doubles, 16 home runs and 91 RBI during her career and had a .488 batting average as a senior. Her club team, the Tulsa Eagles Gold, was the ASA Regional Champion in 2005 and the 2002-03 USSSA State Champion.

PERSONAL

Born Sept. 1, 1988, she is the daughter of Jeffrey and Lori Jones. She is the youngest of six with siblings Derek, Grant, Chris, Zac and Jenny. Jones is majoring in kinesiology.



CAREER STATISTICS

YEAR	AVG	GP	GS	AB	R	H	2B	3B	HR	RBI	TB	SLG%	BB	HBP	SO	GDP	OB%	SF	SH	SB	ATT	PO	A	E	FLD%
2008	.000	3	3	0	0	0	0	0	0	0	0	.000	0	0	0	0	.000	0	0	0	0	3	13	4	.800
2009	.000	1	1	0	0	0	0	0	0	0	0	.000	0	0	0	0	.000	0	0	0	0	5	30	0	1.000
2010	.000	0	0	0	0	0	0	0	0	0	0	.000	0	0	0	0	.000	0	0	0	0	0	6	1	.857

TOTAL	.000	4	4	0	0	0	0	0	0	0	0	.000	0	0	0	0	.000	0	0	0	0	8	49	5	.919
-------	------	---	---	---	---	---	---	---	---	---	---	------	---	---	---	---	------	---	---	---	---	---	----	---	------

YEAR	ERA	W	L	APP	GS	CG	SHO	CBO	SV	IP	H	R	ER	BB	SO	2B	3B	HR	BF	B/AVG	WP	HBP	BK	SFA	SHA
2008	2.76	5	3	16	9	0	0	0	0	53.1	55	34	21	25	46	10	0	5	256	.268	3	12	0	1	13
2009	4.43	8	12	31	19	11	3	0	0	137.1	150	105	87	93	87	11	0	15	682	.281	4	30	0	6	19
2010	3.34	1	2	13	3	2	0	0	1	29.1	29	23	14	16	29	4	1	1	136	.259	2	3	0	3	2

TOTAL	3.88	14	17	60	31	13	3	0	1	220.0	234	162	122	134	162	25	1	21	1074	.275	9	45	0	10	34
-------	------	----	----	----	----	----	---	---	---	-------	-----	-----	-----	-----	-----	----	---	----	------	------	---	----	---	----	----



CHelsea COHEN

44

SO || 5-9
 R/R || RHP
 SPARKS, NEV.
 REED HS

2010

Chelsea Cohen made six starts inside the circle for the Razorbacks and posted a 3-2 record with a 5.08 ERA. In 41.1 innings pitched, she allowed 46 hits, 30 earned runs while striking out nine. She also made eight appearances in relief. Cohen got the win in her first collegiate start on Feb. 27 against Iowa. She allowed just one earned run on seven hits with one strikeout in her six innings in the circle. She added another win against Tulsa as she limited the Golden Hurricane to two hits over seven innings. Cohen made seven appearances in Southeastern Conference play, including starts against Georgia, LSU and Alabama. Against the Tigers, Cohen took the loss despite allowing only three runs on seven hits through 9-2/3 innings.

HIGH SCHOOL

Cohen joined Arkansas softball after earning all-state honors three times. In her first high school start for the Reed High School Raiders, she pitched a nine-inning, no-hitter and struck out 15 batters in a 1-0 win. She finished her freshman year with a 1.56 ERA and 120 strikeouts in 99 innings pitched. As a sophomore, she carried a 1.87 ERA and threw seven shutouts while striking out 165. She helped her team to finish second at the Oklahoma 4A state championships in her junior year. Cohen was also a four-year letterwinner in volleyball.

PERSONAL

Born May 25, 1991, she is the daughter of Todd and Heidi Cohen. She has two older brothers, Cody and Calder. Cohen is majoring in interior design. In high school, she was involved with student council and the Reed Mentoring program.



41

CAREER STATISTICS

YEAR	AVG	GP	GS	AB	R	H	2B	3B	HR	RBI	TB	SLG%	BB	HBP	SO	GDP	OB%	SF	SH	SB	ATT	PO	A	E	FLD%
2010	.333	2	0	3	0	1	0	0	0	0	1	.333	0	0	2	0	.333	0	0	0	0	1	9	0	1.000
TOTAL	.333	2	0	3	0	1	0	0	0	0	1	.333	0	0	2	0	.333	0	0	0	0	1	9	0	1.000

YEAR	ERA	W	L	APP	GS	CG	SHO	CBO	SV	IP	H	R	ER	BB	SO	2B	3B	HR	BF	B/AVG	WP	HBP	BK	SFA	SHA
2010	5.08	3	2	14	6	2	0	0	0	41.1	46	32	30	14	9	5	1	9	184	.282	2	2	1	2	3
TOTAL	5.08	3	2	14	6	2	0	0	0	41.1	46	32	30	14	9	5	1	9	184	.282	2	2	1	2	3



AMANDA CALDWELL

62

SR || 5-4
R/R || CATCHER
VICTORIA, TEXAS
MEMORIAL HS

2010

Amanda Caldwell saw action in seven games during her junior campaign. On Feb. 26 in a 6-0 win over Central Florida, Caldwell collected her first hit as a Razorback. In the second game of a doubleheader against Alabama, she went 1-for-2 with her first career home run to center field. Off the field, Caldwell was named to the 2010 Southeastern Confereneec Softball Community Service Team for her excellent work in the community.

2009

Caldwell appeared in two games during the 2009 season as a pinch runner. She scored a run in game one of the doubleheader against Kentucky. In the classroom, she was a member of the SEC Spring Academic Honor Roll.

2008

Caldwell saw action in five games during her freshman campaign. She scored the first runs of her Razorback career in Arkansas' 13-run fourth inning against Saint Louis. The Razorbacks picked up a record-setting 18 runs in the five inning contest versus the Billikens. She earned two walks during the season, one each against ULM and Texas A&M-Corpus Christi. Caldwell was named to the 2008 SEC Freshmen Academic Honor Roll.

HIGH SCHOOL

Caldwell was a first team all-area pick and honorable mention all-state at Memorial High School. She was the top academic athlete for three years and received first-team all-state academic honors. Caldwell hit .423 during her junior season with 19 RBI and four home runs. Her home run total broke the previous school record.

PERSONAL

Born Sept. 6, 1987, she is the daughter of Vic and Maureen Caldwell. She has three younger siblings, Braeden, Elizabeth and Slater. Caldwell came to Arkansas from a family tradition of softball as her great grandmother was inducted into the Canadian Softball Hall of Fame. She is majoring in international business.



CAREER STATISTICS

YEAR	AVG	GP	GS	AB	R	H	2B	3B	HR	RBI	TB	SLG%	BB	HBP	SO	GDP	OB%	SF	SH	SB	ATT	PO	A	E	FLD%
2008	.000	5	0	1	2	0	0	0	0	0	0	.000	2	0	0	0	.667	0	0	0	0	0	1	0	1.000
2009	.000	2	0	0	1	0	0	0	0	0	0	.000	0	0	0	0	.000	0	0	0	0	0	0	0	.000
2010	.333	7	0	6	1	2	0	0	1	1	5	.833	1	0	3	0	.429	0	1	0	0	1	0	0	1.000
TOTAL	.286	14	0	7	4	2	0	0	1	1	5	.714	3	0	3	0	.500	0	1	0	0	1	1	0	1.000

RAZORBACK COACHES





MIKE LARABEE

HC

HEAD COACH
SECOND SEASON
WASHINGTON STATE, 1986

Mike Larabee begins his second season as the head coach of the University of Arkansas softball team after being named the third head coach in program history on June 25, 2009.

"I am appreciative of the opportunity Jeff Long and the University of Arkansas has given me to lead the Razorback softball program," Larabee said. "The University of Arkansas is a place where our coaching staff will work hard teaching and coaching the game while recruiting quality student-athletes. I couldn't ask for a better opportunity than to coach in the SEC at an outstanding institution known for its academic and athletic excellence."

During the summer of 2010, Larabee served as an assistant coach for the USA Softball Futures team. He assisted the team at the 2010 KFC World Cup of Softball presented by Six Flags where the Futures faced 2008 Olympic champion Japan, Canada and three-time Olympic champion Team USA. Larabee helped coach the Futures to a bronze medal at the World Cup.

During his first season at the helm, the Razorbacks finished the season with an overall record of 28-29 and a 10-15 mark in conference play including a pair of victories over ninth ranked Georgia. The back-to-back wins against Georgia represented the first time Arkansas has accomplished that feat since 2001.

The Razorbacks also qualified for the 2010 Southeastern Conference Softball Tournament, which was played at Bogle Park. The back-to-back appearances in the tournament for the Razorbacks were the first for the program since it qualified for the tournament in 2001 and 2002. The 2009 Razorbacks are the most recent team to qualify for the tournament.

Larabee and the Hogs opened conference play with an 8-2 record in 2010, a mark that represents the best start to Southeastern Conference play in school history. Arkansas' 10 conference wins, echoed the number reached in 2009.

Under the direction of Larabee, the Razorbacks finished the 2010 season with a .254 batting average, 58 home runs and 236 RBI. The team batting average ranks in the top-5 all-time in program history while the home runs and RBI are the second most by a Razorback team. The Razorbacks posted a .353 on-base percentage and 202 walks, which set single-season records in both categories. The team finished the season with a .965 fielding-percentage, only one-thousandth of a point off the school record .966 set in 2001.

"At Arkansas we have all the ingredients for a nationally competitive program," Larabee said. "Bogle Park is one of the best, if not the best, stadiums in the country. Our facilities will be a great draw in recruiting. When the job first came open, I did some research because I wanted it to be a good fit not only for me but for my family. After looking at the University of Arkansas and Northwest Arkansas, I felt like this was a great opportunity for all of us."

Larabee previously coached five seasons at Wright State in Dayton, Ohio, where his teams ranked among the nation's top-15 in batting average in 2007 and 2008. He won 92 games in the last three seasons with Horizon League tournament championships and NCAA Tournament bids in 2007 and 2008. In addition to his collegiate coaching experience, Larabee is a two-time member of the United States National Softball Team coaching pool and was a two-time all-world selection during this playing career.

Larabee led Wright State to 34 wins in 2009, second-most in school history, while the 16-8 conference record also gave the Raiders the most league victories in the his-



tory of the program. The 33-26 record for WSU since 2001, and the '07 and '08 were just the second

During his five-year run with 114-147 overall record, a 49-51 a 12-6 record in the league tournament. Wright State went 29-15 in league

The 2008 club won the Horizon League over Loyola, Illinois-Chicago and Cleveland State to advance to Michigan, where the Raiders fell to Wright State's Coach of the Year.

The 2007 club was 25-35 overall as the No. 7 seed with wins over Chicago and Cleveland State again, and Notre Dame in the NCAA

With a 2-2 mark in the 2009 season, Larabee led his team to a 10-2 record in the past three seasons.

Other 2009 highlights include Horizon League honors, a school record (.965), three individual single-career records. The Raiders were No. 15 in the nation with a .309 batting average, No. 35 with 5.15 runs scored per game and No. 37 with a .445 slugging percentage.

Larabee's 2008 squad set 11 school records, including 67 home runs, which shattered the previous mark of 25 in 1999. WSU was No. 5 in the nation with 0.36 triples per game, No. 10 with a .315 batting average and a .510 slugging percentage, No. 12 with 5.85 runs and 1.14 home runs per game, and No. 23 with 1.46 doubles per game.

A former member of the U.S. National Men's Fastpitch Team in 1996 and 2000, Larabee was named to the USA Women's National Team Coaching Pool for the 2005-08 and 2009-12 Olympic Quadrenniums. As a result, he was part of the selection camp committee which chose participants for the Pan American Qualifying Team. That team competed in Guatemala in 2005 and qualified for the 2006 World Championships in Beijing, China, and the 2007 Pan American Games in Rio de Janeiro, Brazil. In summer 2006, he was part of the coaching staff of the World University Games in Taiwan and helped the United States win the gold medal.

He was selected as a clinician for the NCAA Youth Education through Sports (YES) clinic during the 2009 Women's College World Series in Oklahoma City.

Larabee was an assistant at the University of Illinois for three years (2002-04) prior to going to Wright State. In 2003, Illinois earned an NCAA Tournament bid for the first time. In 2004, Illinois ended the year ranked No. 17 in the USA Today/National Fastpitch Coaches Association poll, was the No. 2 seed in the NCAA Waco Regional and came within one victory of advancing to the Women's College World Series.

Larabee was head softball coach from 1998-2001, assistant football in 1997-2000 and coached wrestling from 1999-2000 at Kentlake High School in Kent, Wash. He also taught advanced weight training and speed development. He was named Class 4A softball Coach of the Year in 2001 after Kentlake finished second in the state. His 1998 team was fifth, while the 2000 team placed fourth. He was softball coach and assistant football coach at KHS in 1996 and 1997.

In his six years as a head coach at the prep level, Larabee's teams managed a 145-25 record, with an 88-6 mark in the South Puget Sound League (SPSL), and he was named Seattle-Tacoma All-Area Coach of the Year in 1996 and 1999.

He won six consecutive SPSL North League titles (1996-2001) and his 2001 squad had the highest team grade point average in the state.

Larabee also worked one year as a pitching and outfield coach for the University of Puget Sound baseball team in 1992. Other coaching experience includes participating in the Diamond Basics Softball Clinics in Kent, Wash., from 1994-2001 and working as assistant baseball coach at Kent Meridian High School in 1994-95.

In addition to playing on the U.S. National Men's Fastpitch Team, he also participated in the 1999 Pan American Games National Team Festival. A three-time American Softball Association All-American (1992, 1995, 1997), he played in the U.S. Olympic Sports Festival four times and was named to the ISC All-World Team twice (1990, 1997).

He played baseball at MiraCosta and Green River community colleges, and at Washington State University, where he earned his bachelor's degree in physical education in 1986. He earned his master's in exercise science from WSU in 1988. While working on his master's, he was an assistant baseball coach at WSU, working with the outfielders.

Larabee and his wife Dawn have a daughter, Michaela, and a son, John.



cord in 2008 was the first winning NCAA Tournament appearances in and third in ever for Wright State.

the Raiders, Larabee compiled a mark in Horizon League play and tournament. In Larabee's last two seasons, play.

Horizon League Tournament with wins two against regular-season champion an NCAA Regional in Ann Arbor, Michigan and Kent State. Larabee the Year following the 2008 cam-

all, but won the conference tournament over Cleveland State, Butler, Illinois-Wright State fell to Northwestern Tournament in Evanston, Ill.

Horizon League Tournament, Larabee conference tournament play during

six student-athletes earning All-record for team fielding percent-season records and six individual

records and six individual



SUE CARPENTER

AC

ASSISTANT COACH
SECOND SEASON
CEDARVILLE UNIVERSITY, 1986

Sue Carpenter begins her second season as an assistant coach of the Razorback softball team. Carpenter's main duties with the Razorbacks include working with infielders, recruiting, scouting and coordinating camps. Prior to Arkansas, she was an assistant under head

coach Mike Larabee during the previous three seasons at Wright State where she assumed the same duties.

In 2010, under the coaching of Carpenter and Larabee, the Razorbacks saw second baseman Courtney Breault become the fourth Razorback in program history to garner Southeastern Conference All-Freshman honors. The Roseville, Calif., native finished the season with a .313 average against Southeastern Conference opponents. Breault drove in 20 of her 32 RBI during conference play and boasted a .943 fielding percentage during those games.

Also under the direction of Carpenter, senior Sandra Smith earned a spot on the SEC All-Defensive Team for her excellent play at third base. Smith finished conference play with 54 assists and a perfect fielding percentage in 78 chances.

46

During her three years at Wright State, the Raiders made two NCAA Tournament appearances and won back-to-back Horizon League Tournament titles in 2007 and 2008. Carpenter's work with the infielders was put on display when Bridget Henry earned the all-tournament Defensive Award at first base during the Raiders' 2008 run to the conference tournament title. She also helped guide Jherica Williams to the program's first Horizon League Player of the Year award, also in 2008. Wright State went on to win 34 games, the second-most in program history, and record a .974 fielding percentage against conference opponents in 2009.

Carpenter began her coaching career as an assistant on the Cedarville College staff from 1987-89. Carpenter then spent five years on the coaching staff at Colville High School in Washington.

Carpenter began her career as a head coach at Cedarville High School in Ohio. After coaching for two years at Cedarville, Carpenter then served as the head coach at Cedarville University for seven seasons (2000-06) prior to joining the Wright State staff. She led the Lady Jacket softball program to four appearances in the National Christian College Athletic Association (NCCAA) Tournament and three appearances in the National Association of Intercollegiate Athletics (NAIA) Region IX Tournament. In 2000, Cedarville was the NCCAA Midwest Region champions.

While a student-athlete at Cedarville College, Carpenter was a three-year letterwinner (1984-86) during her collegiate playing career. She was a member of the program's inaugural fast-pitch team in 1985 and was an All-Western Buckeye Collegiate Conference and All-NAIA District 22 shortstop during her final season in 1986.

Carpenter and her husband Kevin have two sons, Nick and Josh.





KYLE JAMIESON

PC

PITCHING COACH
SECOND SEASON
NIPISSING UNIVERSITY, 1998

Kyle Jamieson begins his second season as pitching coach at the University of Arkansas after being introduced in Sept. 2009. After spending the previous three seasons as the associate head coach at Syracuse University, Jamieson arrived at Arkansas and immediately brought improvement inside the circle.

In 2010, Arkansas lowered its team ERA from 4.75 in 2009 to 3.67. The number of earned runs decreased from 4.3 per game to 3.5 per game. The Razorback pitching staff also increased its total number of strikeouts while walking almost 70 less than in the 2009 season.

Right-hander Hope McLemore led the staff with a 3.01 ERA and 140 strikeouts in 153.2 innings as a freshman while junior Layne McGuirt pitched more innings in 2010 than she had her first two seasons combined.

Regarded as one of the nation's premiere pitching coaches, Jamieson made an immediate impact during his initial season at Syracuse. Inheriting a staff with a 4.88 ERA from the season before, Jamieson guided his pitching staff to a 3.35 ERA during his first year. During his tenure, Jamieson cut Syracuse's team ERA in half as the staff finished the 2009 season with a 2.42 ERA.

Under Jamieson's watch, Syracuse the 2009 Big East Rookie of the Year conference. Caira finished her freshman 2.33 ERA and 192 strikeouts in 186.1 games, six shutouts, two no-hitters pitching average.

Prior to his stint at Syracuse, Bowling Green where the Falcons conference (MAC) in team ERA in each season at BGSU, Jamieson coached MAC Pitcher of the Year. In his final the Year came from the Bowling

Jamieson's playing and coaching the globe as he helped the Canadian world championships in New Zealand pitching coach of the Danish National team in 2001.

A native of Stittsville, Ontario, gree from Brock University in 1997 physical education and education,



cuse pitcher Jenna Caira was named and a member of the third team all-man season with a 16-11 record, innings. She also posted 16 complete and held opponents to a .216 bat-

47

Jamieson was an assistant coach at led the Mid-American Athletic Conference of his three seasons. In his first two the MAC Tournament MVP and season, the 2006 MAC Freshman of Green pitching staff.

background has taken him across National Team pitch its way to the land in 1993 and was a member and tional Fastpitch Championship club

Jamieson earned his bachelor's degree and Nipissing University in 1998 in respectively.

JOHN SISEMORE



VC

VOLUNTEER COACH
SECOND SEASON
ARKANSAS - KINESIOLOGY

John Sisemore begins his second season as a student volunteer assistant coach at the University of Arkansas after being introduced in Sept., 2009.

Sisemore entered the program with various coaching credentials and experiences. An assistant at Farmington High School, Sisemore has also served as the coach of 12U and 14U traveling teams and as a hitting instructor. Over the past three seasons he has coached his Northwest Arkansas teams to a 94-22 record.

In 2009, his 12U team went 34-8 overall and took second at the ASA state championships. Sisemore prides himself on great hitting fundamentals in the short game as well as power hitting. His team hit .394 as a team in the state tournament while averaging over eight runs per game and only giving up two per game.

“Coach Sisemore is involved with all areas of coaching in our program,” Larabee said. “His passion and enthusiasm for the game of softball are tremendous. He is a student of the game, and it was evident right from the get-go that he would be a great addition to our staff. His familiarity with the Northwest Arkansas area is also a huge bonus.”

A recipient of the Northwest Arkansas Business Entrepreneur Award, Sisemore has been a figure in the business community; starting and owned over seven corporations in the past several years in the area ranging from gas and oil retail companies, restaurant, commercial and residential development, worldwide freight transport, commercial construction, and commercial cattle ranching.

Sisemore is currently enrolled at the University of Arkansas where he is working toward a bachelor’s of science degree in kinesiology with a concentration in exercise science.

Sisemore and his wife Lori have three daughters, Oakley, Saylor and Siana.





JESSICA BACHKORA

GA

GRADUATE ASSISTANT
FIRST SEASON
ARKANSAS, 2010

Jessica Bachkora joins the Arkansas staff after a career at center field for the Razorbacks from 2007-2010. Bachkora spent three summers coaching the Wichita Mustangs ASA 18U team and has given private hitting lessons for several years. She helped lead camps given by the Arkansas softball program.

Bachkora is a 2010 graduate of the University of Arkansas and former center fielder for the Razorback softball program.

Under the direction of head coach Mike Larabee in 2010, Bachkora set a career-high in nearly every offensive category including batting average, hits, doubles, home runs, RBI, and on-base percentage. Her marks for runs and total bases represent Arkansas records. During SEC play as a senior, she hit her 15th home run of the season to set a single-season record.

Bachkora finished her Razorback career starting all but one game, collecting 166 runs, 21 home runs, 57 stolen bases and 81 RBI. She currently holds the record for career batting average (.300), runs scored (166), hits (227), doubles (48), total bases (356) and stolen base percentage (.851).

As a senior, she was named NFCA first team all-region and received second team all-region honors in 2009. She was a second team all-conference selection in 2010 and a second team preseason All-SEC selection in 2008 and was one of two Arkansas players named to the SEC All-Freshman team during her first year with the Razorbacks.

Bachkora was honored as SEC Scholar Athlete of the Year in 2010. She was named to the 2010 ESPN Academic All-America First Team, the SEC Spring Academic Honor Roll and ESPN Academic All-District first team selection in 2009 and 2010.



DAWN DIDIER
ATHLETIC TRAINER
SEVENTH SEASON

JOSH MORGAN
STRENGTH COACH
SECOND SEASON



KRISTY HARTER
MANAGER
SECOND SEASON

2010 SEASON REVIEW

The Arkansas Razorback softball team opened the 2010 season under the guidance of first-year head coach Mike Lara-bee and through his coaching and the leadership of a strong senior class posted some of the top team and individual numbers in school history.

Arkansas finished the season with an overall record of 28-29 after falling in the first round of the SEC Tournament against Alabama. The Razorbacks finished the regular season with a 10-15 mark in conference play including a pair of victories over then-No. 9 ranked Georgia. The back-to-back wins against Georgia represented the first time Arkansas has accomplished that feat since 2001. That year was also the last time the Razorbacks defeated the Bulldogs in a three-game series.

The Razorbacks opened conference play with an 8-2 record last season, a mark that represents the best start to SEC play in school history. Arkansas' 10 conference wins, matched the number reached in 2009.

Arkansas finished the 2010 season with a .254 batting average with 58 home runs and 236 RBI. The team batting average ranks in the top five all-time in program history while the home runs and RBI are the second most by a Razorback team. The Razorbacks posted a .353 on-base percentage and 202 walks, which set single-season team records in both categories.

The team finished the season with a .965 fielding-percentage, only one-thousandth of a point off the school record .966 set in 2001.

In the circle, Arkansas lowered its team ERA from 4.75 in 2009 to 3.67 in 2010. The number of earned runs decreased from 4.3 per game to 3.5 per game. The Razorback pitching staff also increased its total number of strikeouts while walking almost 70 less batters.

Individually, seniors Jessica Bachkora, Miranda Dixon and Sandra Smith put together career years in their final season with the Razorbacks. Bachkora and Dixon earned second-team All-SEC honors while Smith was named to the 2010 SEC All-Defensive team.

Bachkora set career highs in almost every offensive category and set Arkansas single-season records in seven of those categories, including average (.373), runs (62), home runs (15), total bases (131), slugging percentage (.740), and on-base percentage (.500). The Overland Park, Kan., native's career numbers also place her at the top of the charts in batting average (.300), runs (166), hits (227), doubles (48) and total bases.

Dixon walked 41 times to set a new-single season mark while Smith's 50 RBI also accounted for a record. Dixon's .537 career slugging percentage along with a .391 on-base percentage, 43 home runs and 147 RBI rank tops in school

50




history. Smith totaled 103 walks for her career to claim her spot at the top of the career charts.

Dixon finished the season with a .316 average, 49 hits, 12 home runs and 44 RBI. She posted a team high .364 mark against SEC opponents with 28 RBI, the second most in the conference. For her performance on the field, the senior was named to the NFCA/Louisville Slugger All-America third team. She was selected at the utility/non-pitcher/designated player position and becomes the first All-American in program history.

The 2010 season saw the emergence of freshman Courtney Breault who became the fourth Razorback to garner All-Freshman honors in program history. She joined teammates Bachkora and Dixon, who were recognized in 2007, and Brittany Griffiths, who was honored last season. The Roseville, Calif., native started all 28-conference games at second base for Arkansas, finishing the season with a .313 average against SEC opponents. She drove in 20 of her 32 RBI during conference play and boasted a .943 fielding percentage during those games. Breault was named SEC Freshman of the Week, May 3, after leading Arkansas to a series victory over Ole Miss.


Away from the playing field, the Razorbacks collected honors as well. Seniors Jessica Bachkora and Miranda Dixon were each named to the ESPN Academic All-District team. It was the third selection for Bachkora, her second-straight year with first-team honors. It was also Dixon's third time as an honoree, her first time on the second team.

Bachkora would go on to be named to the 2010 ESPN Academic All-America First Team. This is the first career Academic All-America honor for the Razorback senior. As a kinesiology and biomechanics major, Bachkora carried a 3.94 cumulative GPA. She was also named the SEC Scholar Athlete of the Year.




Brittany Griffiths

Jessica Bachkora



Jessica Robison



Becca Carden

2010 GAME - BY - GAME

Game date	Opposing team	Score	r-h-e	r-h-e	Inns	Overall	SEC	Pitcher of record	Attend	Time
!Feb 12, 2010	vs Western Illinois	4-5 L	4-8-1	5-11-0	7	0-1-0	0-0-0	Dixon, M (L 0-1)	0	1:44
!Feb 12, 2010	vs Iowa	W 2-1	2-4-1	1-4-1	7	1-1-0	0-0-0	McLemore (W 1-0)	0	1:42
!Feb 13, 2010	vs Drake University	1-2 L	1-4-0	2-4-0	7	1-2-0	0-0-0	Jones, K (L 0-1)	0	1:34
!Feb 13, 2010	vs Minnesota	1-4 L	1-9-2	4-9-0	7	1-3-0	0-0-0	McLemore (L 1-1)	0	2:09
!Feb 14, 2010	vs Iowa State	W 4-2	4-6-0	2-11-1	7	2-3-0	0-0-0	McGuirt (W)	0	2:03
Feb 19, 2010	at North Texas	2-10 L	2-3-3	10-10-1	7	2-4-0	0-0-0	Dixon, M (L 0-2)	150	2:10
Feb 19, 2010	vs Sam Houston State	W 12-1	12-15-0	1-4-2	7	3-4-0	0-0-0	McLemore (W 2-1)	150	2:10
Feb 20, 2010	vs Missouri State	W 6-5	6-7-0	5-11-0	7	4-4-0	0-0-0	McGuirt (W 2-0)	0	2:04
Feb 20, 2010	vs Buffalo	W 6-0	6-9-0	0-2-0	7	5-4-0	0-0-0	McLemore (W)	0	1:55
Feb 26, 2010	vs Nebraska	W 2-0	2-2-0	0-3-1	7	6-4-0	0-0-0	McLemore (W 4-1)	0	2:00
Feb 26, 2010	vs Central Florida	W 6-0	6-7-0	0-4-2	7	7-4-0	0-0-0	McGuirt (W 3-0)	0	1:37
#Feb 27, 2010	vs Georgia Tech	2-11 L	2-5-3	11-9-2	5	7-5-0	0-0-0	McLemore (L 4-2)	0	1:48
Feb 27, 2010	vs Iowa	W 3-2	3-4-2	2-7-2	7	8-5-0	0-0-0	Cohen (W 1-0)	0	2:05
Feb 28, 2010	vs Illinois	4-7 L	4-6-2	7-5-0	7	8-6-0	0-0-0	McGuirt (L 3-1)	0	2:10
Mar 05, 2010	EASTERN ILLINOIS	W 9-1	9-9-1	1-6-4	6	9-6-0	0-0-0	Jones, K (W 1-1)	0	1:33
Mar 05, 2010	LOUISIANA-LAFAYETTE	2-5 L	2-6-4	5-10-0	7	9-7-0	0-0-0	McLemore (L 4-3)	715	2:00
Mar 06, 2010	IOWA STATE	1-2 L	1-3-3	2-7-1	7	9-8-0	0-0-0	McGuirt (L 3-2)	0	1:50
Mar 06, 2010	DRAKE UNIVERSITY	W 5-0	5-11-1	0-6-1	7	10-8-0	0-0-0	McLemore (W 5-3)	879	2:13
Mar 07, 2010	SOUTHERN MISS	W 2-1	2-3-1	1-3-2	7	11-8-0	0-0-0	McLemore (W 6-3)	643	2:19
Mar 13, 2010	LOUISIANA TECH	W 5-2	5-2-2	2-4-0	7	12-8-0	0-0-0	McLemore (W 7-3)	0	1:53
Mar 13, 2010	SOUTHEAST MISSOURI	W 4-2	4-6-0	2-5-0	7	13-8-0	0-0-0	Dixon, M (W 1-2)	0	1:45
Mar 14, 2010	SIU-EDWARDSVILLE	W 9-3	9-12-1	3-6-2	7	14-8-0	0-0-0	McGuirt (W 4-2)	0	1:40
Mar 14, 2010	LOUISIANA TECH	W 5-3	5-6-2	3-4-1	(9)	15-8-0	0-0-0	McLemore (W 8-3)	0	2:19
*Mar 17, 2010	at South Carolina	W 8-5	8-11-1	5-8-3	7	16-8-0	1-0-0	McLemore (W 9-3)	-	2:20
*Mar 17, 2010	at South Carolina	W 3-2	3-5-0	2-8-1	7	17-8-0	2-0-0	McGuirt (W 5-2)	168	2:00
*Mar 20, 2010	at Kentucky	0-5 L	0-2-2	5-6-2	7	17-9-0	2-1-0	McLemore (L 9-4)	-	1:35
*Mar 20, 2010	at Kentucky	2-4 L	2-2-1	4-8-0	7	17-10-0	2-2-0	McGuirt (L 5-3)	447	1:35
*Mar 21, 2010	at Kentucky	W 9-8	9-12-0	8-10-2	7	18-10-0	3-2-0	McLemore (W 10-4)	264	2:12
Mar 24, 2010	OKLAHOMA	1-6 L	1-4-1	6-10-1	7	18-11-0	3-2-0	McGuirt (L 5-4)	990	2:08
*Mar 27, 2010	MISSISSIPPI STATE	W 7-2	7-5-0	2-5-1	7	19-11-0	4-2-0	McLemore (W 11-4)	-	1:51
*Mar 27, 2010	MISSISSIPPI STATE	W 11-6	11-12-0	6-12-1	7	20-11-0	5-2-0	Dixon, M (W 2-2)	779	2:02
*Mar 28, 2010	MISSISSIPPI STATE	W 18-13	18-14-2	13-13-2	7	21-11-0	6-2-0	McGuirt (W 6-4)	538	2:53
Mar 31, 2010	at Tulsa	2-13 L	2-4-1	13-13-0	5	21-12-0	6-2-0	McGuirt (L 6-5)	-	1:36
Mar 31, 2010	at Tulsa	W 3-1	3-8-0	1-2-0	7	22-12-0	6-2-0	Cohen (W 2-0)	815	1:48
*Apr 02, 2010	at Georgia	W 3-2	3-6-0	2-11-1	(8)	23-12-0	7-2-0	McLemore (W 12-4)	-	2:17
*Apr 02, 2010	at Georgia	W 10-5	10-10-0	5-4-0	7	24-12-0	8-2-0	McGuirt (W 7-5)	887	2:10
*Apr 03, 2010	at Georgia	0-4 L	0-1-3	4-7-1	7	24-13-0	8-3-0	McLemore (L 12-5)	893	1:41
*Apr 10, 2010	FLORIDA	5-9 L	5-10-3	9-10-1	7	24-14-0	8-4-0	McLemore (L 12-6)	-	2:15
*Apr 10, 2010	FLORIDA	3-12 L	3-3-0	12-12-3	5	24-15-0	8-5-0	McGuirt (L 7-6)	902	1:52
*Apr 11, 2010	FLORIDA	1-6 L	1-4-1	6-8-1	7	24-16-0	8-6-0	McLemore (L 12-7)	657	1:55
*Apr 14, 2010	TENNESSEE	1-3 L	1-4-2	3-8-0	7	24-17-0	8-7-0	McLemore (L 12-8)	-	2:04
*Apr 14, 2010	TENNESSEE	3-5 L	3-10-1	5-7-0	7	24-18-0	8-8-0	McGuirt (L 7-7)	665	2:09
*Apr 17, 2010	at Louisiana State	2-4 L	2-3-0	4-6-0	7	24-19-0	8-9-0	McGuirt (L 7-8)	-	1:38
*Apr 17, 2010	at Louisiana State	2-3 L	2-11-0	3-7-2	(10)	24-20-0	8-10-0	Cohen (L 2-1)	1738	2:37
*Apr 18, 2010	at Louisiana State	2-3 L	2-8-2	3-8-1	7	24-21-0	8-11-0	McLemore (L 12-9)	1220	1:54
Apr 21, 2010	vs Memphis	W 6-1	6-9-1	1-3-2	7	25-21-0	8-11-0	McGuirt (W 8-8)	1312	1:41
*Apr 24, 2010	ALABAMA	1-6 L	1-6-1	6-8-3	7	25-22-0	8-12-0	McGuirt (L 8-9)	-	1:56
*Apr 24, 2010	ALABAMA	8-16 L	8-9-4	16-15-2	6	25-23-0	8-13-0	Cohen (L 2-2)	910	2:12
*Apr 25, 2010	ALABAMA	6-8 L	6-8-0	8-9-2	7	25-24-0	8-14-0	Jones, K (L 1-2)	719	2:21
Apr 28, 2010	at Missouri State	W 11-3	11-14-0	3-9-2	7	26-24-0	8-14-0	Cohen (W 3-2)	153	2:13
*May 01, 2010	MINNESOTA	W 5-0	5-3-1	0-5-0	7	27-24-0	9-14-0	McLemore (W 13-9)	-	1:56
*May 01, 2010	MINNESOTA	W 9-0	9-9-0	0-6-0	5	28-24-0	10-14-0	McLemore (W 14-9)	795	1:30
*May 02, 2010	MINNESOTA	6-10 L	6-7-0	10-15-1	7	28-25-0	10-15-0	McLemore (L 14-10)	775	2:19
*May 08, 2010	at Auburn Tigers	3-4 L	3-5-1	4-5-0	7	28-26-0	10-16-0	McLemore (L 14-11)	585	1:57
*May 08, 2010	at Auburn Tigers	2-3 L	2-6-0	3-9-1	(8)	28-27-0	10-17-0	McLemore (L 14-12)	509	2:48
*May 09, 2010	at Auburn Tigers	1-2 L	1-2-0	2-3-1	7	28-28-0	10-18-0	McGuirt (L 8-10)	481	1:42
May 13, 2010	ALABAMA	0-9 L	0-2-1	9-8-0	5	28-29-0	10-18-0	McLemore (L 14-13)	0	2:08

* Southeastern Conference Game

() Extra Inning Game

2010 INDIVIDUAL STATISTICS

ALL GAMES

Record: 28-29

Home: 12-13

Away: 7-11

Neutral: 9-5

Southeastern Conference: 10-8

PLAYER	AVG	GP-GS	AB	R	H	2B	3B	HR	RBI	TB	SLG%	BB	HP	SO	GDP	OB%	SF	SH	SB-ATT	PO	A	E	FLD%
Jessica Bachkora	.373	57-57	177	62	66	18	1	15	31	131	.740	37	8	26	0	.500	0	0	8-9	87	10	2	.980
Sandra Smith	.326	57-57	172	28	56	10	1	9	50	95	.552	29	4	30	0	.434	0	0	3-3	137	81	1	.995
Miranda Dixon	.316	57-57	155	26	49	9	0	12	44	94	.606	41	5	23	1	.470	1	0	0-0	0	11	2	.846
Courtney Breault	.277	54-54	155	17	43	7	0	6	32	68	.439	15	1	33	4	.337	4	4	1-1	99	78	11	.947
Layne McGuiert	.244	32-29	78	11	19	4	1	4	9	37	.474	6	0	18	0	.294	1	2	0-0	45	26	4	.947
Becca Carden	.231	49-38	117	14	27	4	1	2	19	39	.333	9	2	21	0	.295	1	12	7-8	48	2	2	.962
Brittany Griffiths	.215	57-57	130	26	28	4	0	3	6	41	.315	17	1	33	1	.311	0	9	1-1	108	99	19	.916
Leslie Dixon	.213	25-16	47	4	10	4	0	1	4	17	.362	7	0	17	0	.315	0	1	0-0	79	9	2	.978
Stephanie Brewer	.210	32-21	62	6	13	2	0	1	12	18	.290	2	0	15	1	.227	2	1	2-3	140	6	0	1.000
Emily Jones	.208	33-10	48	2	10	2	0	1	6	15	.313	3	0	12	1	.245	2	1	0-0	78	6	1	.988
Tori Mort	.179	52-26	84	14	15	1	0	0	0	16	.190	3	0	14	0	.207	0	2	1-2	39	3	1	.977
Brittany Robison	.174	52-51	132	10	23	7	0	1	16	33	.250	15	1	43	0	.260	2	5	2-2	53	9	1	.984
Jessica Robison	.136	27-13	44	4	6	1	0	1	2	10	.227	8	0	17	0	.269	0	0	0-1	8	18	1	.963
Jessica Waddle	.123	42-41	57	4	7	0	0	1	4	10	.175	6	8	27	0	.296	0	4	0-0	211	31	5	.980
Amanda Caldwell	.333	7-0	6	1	2	0	0	1	1	5	.833	1	0	3	0	.429	0	1	0-0	1	0	0	1.000
Chelsea Cohen	.333	2-0	3	0	1	0	0	0	0	1	.333	0	0	2	0	.333	0	0	0-0	1	9	0	1.000
Brea Van de Pol	.125	30-3	8	5	1	0	0	0	0	1	.125	1	0	1	0	.222	0	1	1-1	2	11	4	.765
Hope McLemore	.000	3-1	2	0	0	0	0	0	0	0	.000	0	0	1	0	.000	0	0	0-0	8	22	1	.968
Morgan Clark	.000	1-0	1	0	0	0	0	0	0	0	.000	0	0	1	0	.000	0	0	0-0	0	0	0	.000
Lindsey Wells	.000	20-0	0	5	0	0	0	0	0	0	.000	1	0	0	0	1.000	0	0	1-2	0	0	0	.000
Amanda Summerford	.000	36-0	0	12	0	0	0	0	0	0	.000	1	0	0	0	0	1.000	0	0-0	0	0	0	.000

Totals	.254	57	1478	251	376	73	4	58	236	631	.427	202	30	337	8	.353	13	43	27-33	1144	437	58	.965
Opponents	.282	57	1502	252	423	59	7	47	230	637	.424	126	26	282	5	.344	18	40	55-73	1142	403	60	.963

LOB - Team (375), Opp (318). DPs turned - Team (16), Opp (20). IBB - Team (6), Bachkora 3, Dixon, M 3, Opp (3). Picked off - Summerford 1, Van de Pol 1, Breault 1.

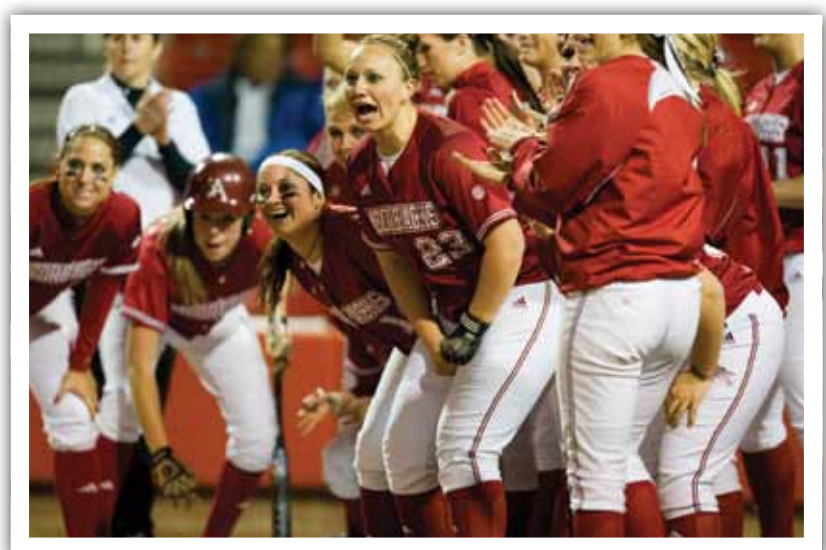
PLAYER	ERA	W-L	APP	GS	CG	SHOSV	IP	H	R	ER	BB	SO	2B	3B	HR	B/AVG	WP	HP	BK	SFA	SHA	
Hope McLemore	3.01	14-13	35	25	12	4/1	3	153.2	151	78	66	56	140	21	2	20	.256	9	12	1	5	12
Layne McGuiert	3.56	8-10	30	21	7	1/1	0	124.0	149	80	63	34	85	24	1	9	.304	7	6	6	5	17
Kim Jones	3.34	1-2	13	3	2	0/0	1	29.1	29	23	14	16	29	4	1	1	.259	2	3	0	3	2
Chelsea Cohen	5.08	3-2	14	6	2	0/0	0	41.1	46	32	30	14	9	5	1	9	.282	2	2	1	2	3
Miranda Dixon	5.73	2-2	11	2	0	0/0	0	33.0	48	39	27	6	19	5	2	8	.329	1	3	0	3	6

Totals	3.67	28-29	57	57	23	6/1	4	381.1	423	252	200	126	282	59	7	47	.282	21	26	8	1-8	40
Opponents	3.90	29-28	57	57	23	3/1	3	380.2	376	251	212	202	337	73	4	58	.254	24	30	3	13	43

53



Jessica Bachkora



2010 STATISTICS

ALL GAMES

(All games Sorted by Fielding pct)

Player	C	PO	A	E	FLD%	DPs	SBA	CSB	SBA%	PB	CI
5 Stephanie Brewer	146	140	6	0	1.000	6	0	0	-	0	0
44 Chelsea Cohen	10	1	9	0	1.000	0	6	1	.857	0	0
62 Amanda Caldwell	1	1	0	0	1.000	0	2	0	1.000	0	0
23 Sandra Smith	219	137	81	1	.995	7	0	0	-	0	0
24 Emily Jones	85	78	6	1	.988	0	0	0	-	0	0
9 Brittany Robison	63	53	9	1	.984	1	0	0	-	0	0
19 Jessica Bachkora	99	87	10	2	.980	0	0	0	-	0	0
16 Jessica Waddle	247	211	31	5	.980	0	33	10	.767	12	0
7 Leslie Dixon	90	79	9	2	.978	1	20	8	.714	6	0
3 Tori Mort	43	39	3	1	.977	0	0	0	-	0	0
2 Hope McLemore	31	8	22	1	.968	0	21	9	.700	0	0
14 Jessica Robison	27	8	18	1	.963	0	0	0	-	0	0
22 Becca Carden	52	48	2	2	.962	1	0	0	-	0	0
17 Layne McGuirt	75	45	26	4	.947	1	15	5	.750	0	0
12 Courtney Breault	188	99	78	11	.941	6	0	0	-	0	0
29 Brittany Griffith	226	108	99	19	.916	9	0	0	-	0	0
32 Kim Jones	7	0	6	1	.857	0	10	3	.769	0	0
11 Miranda Dixon	13	0	11	2	.846	0	3	0	1.000	0	0
26 Brea Van de Pol	17	2	11	4	.765	2	0	0	-	0	0
21 Morgan Clark	0	0	0	0	.000	0	0	0	-	0	0
8 Lindsey Wells	0	0	0	0	.000	0	0	0	-	0	0
6 Amanda Summerford	0	0	0	0	.000	0	0	0	-	0	0
Totals	1639	1144	437	58	.965	16	55	18	.753	18	0
Opponents	1605	1142	403	60	.963	20	27	6	.818	9	0

54



RAZORBACKS HISTORY



55





Carie Dever-Boaz

1997-2004

Record: 244-274-1

1997

16-42 overall (10-10 Home; 4-16 Away; 2-16 Neutral) **12-16 SEC** (8-6 Home; 4-10 Away)

Date	Opponent	W/L	Score
------	----------	-----	-------

San Diego State Classic - San Diego, Calif.

2-20	CS-Northridge	L	4-3
2-20	Hawai'i	W	5-4
2-21	San Diego State	L	5-2
2-21	Long Beach State	L	7-3
2-22	Stanford	L	4-3
2-22	CS-Sacramento	L	7-1
2-23	Michigan	L	6-0

Arkansas Super 8 Round Robin - Fayetteville, Ark.

3-1	Missouri State	L	4-0
3-1	Creighton	W	2-1
3-1	Oklahoma City	L	9-1
3-2	Creighton	L	1-0(8)
3-2	Missouri State	L	5-2
3-5	at FLORIDA*	L	2-1(9), 3-1

South Florida Tournament-Tampa, Fla.

3-7	Michigan State	L	8-0
3-7	Ball State	L	4-2(8)
3-7	Hofstra	W	6-5(8)
3-8	East Carolina	L	3-1(9)
3-8	Florida State	L	4-0
3-14	ALABAMA*	W/L	9-1, 3-2
3-15	ALABAMA*	W/L	2-1(8), 7-1
3-17	at #2 Fresno State	L	8-0(5), 8-0(5)
3-18	at #19 Pacific	L	2-1, 6-2

Sacramento St. Tournament-Sacramento, Calif.

3-20	Wisconsin	L	5-0
3-21	CS-Sacramento	L	3-1
3-21	Kansas	L	3-0
3-21	San Jose State	L	4-3
3-22	Toledo	L	2-1
3-28	MISS. STATE*	L/W	3-2, 4-0
3-29	MISS. STATE*	W	10-4, 2-1
4-5	at AUBURN*	L	7-6(10), 2-1(8)
4-6	at AUBURN*	L	2-0, 9-0
4-9	Tulsa	L/W	4-3, 9-7
4-13	GEORGIA*	W/L	2-1, 4-3
4-16	at Missouri State	L	6-0, 8-3
4-18	LSU*	L	3-0, 2-1
4-19	LSU*	W/L	2-1(8), 7-1
4-25	at KENTUCKY*	L/W	4-3, 4-3
4-27	at TENNESSEE*	L	8-0(5), 9-2
5-2	MISSISSIPPI*	W	2-1(8), 2-1
5-3	MISSISSIPPI*	W	5-1, 6-2

1998

21-38 Overall (10-9 Home; 8-15 Away; 3-14 Neutral) **13-17 SEC** (8-6 Home; 5-11 Away)

Date	Opponent	W/L	Score
------	----------	-----	-------

Northeast La. Invitational-Monroe, La.

2-20	Northwestern State	L	3-2(11)
2-20	Louisiana Tech	L	5-1
2-21	Oklahoma City	L	3-2
2-21	Nicholls State	W	2-1
2-21	Centenary	W	9-0(6)

Santa Barbara Invitational-Santa Barbara, Calif.

2-27	Evansville	L	1-0
------	------------	---	-----

YEAR-BY-YEAR RESULTS

2-27	UCSB	L	9-8(13)
2-28	Cal Poly-SLO	L	2-0
3-1	Evansville	L	7-1
3-1	Cal Poly-SLO	L	4-0

Lady Razorback Inv.-Fayetteville, Ark.

3-6	DePaul	L	6-2
3-6	Creighton	L	3-2
3-11	Kansas	L/W	4-2, 3-2
3-13	at ALABAMA*	L	7-1, 12-0
3-14	at ALABAMA*	L	7-0, 3-0
3-16	at Jacksonville State	W	12-6, 1-0

Cal St-Sac Tournament-Sacramento, Calif.

3-19	#15 California	L	7-0
3-20	#7 Hawai'i	L	3-0
3-20	Kansas	W	9-7
3-20	Pacific	L	5-1
3-21	Missouri State	L	3-0
3-25	at Missouri State	L	1-0, 4-2
3-27	MISS. STATE*	L/W	6-0, 2-1
3-28	MISS. STATE*	L	3-2, 6-2
4-1	at Tulsa	W/L	4-1, 2-1
4-3	AUBURN*	W/L	5-4, 4-2
4-4	AUBURN*	W	5-4, 6-4
4-10	at S. CAROLINA*	L/W	2-1, 5-4
4-12	at GEORGIA*	W	3-0, 2-1
4-14	Oklahoma City	W/L	1-0, 5-3
4-17	at #11 LSU*	L	1-0, 1-0
4-19	at #11 LSU*	L	3-2, 8-0
4-22	FLORIDA*	L/W	2-1, 4-3
4-24	KENTUCKY*	L/W	5-2, 8-0
4-26	TENNESSEE*	W	5-3, 2-0
4-28	at MISSISSIPPI*	W/L	2-1, 4-3
4-29	at MISSISSIPPI*	L/W	1-0, 3-2

SEC Tournament-Columbus, Ga.

5-8	LSU	W	2-1
5-8	TENNESSEE	L	2-1

1999

46-29 Overall (26-6 Home; 8-11 Away; 12-12 Neutral) **17-13 SEC** (11-5 Home; 6-8 Away)

Date	Opponent	W/L	Score
------	----------	-----	-------

UTA Tournament-Arlington, Texas

2-12	Texas-Arlington	W	2-1
2-12	Tulsa	W	5-0
2-13	Texas A&M	L	2-0
2-13	Texas-San Antonio	L	3-2
2-14	Texas Tech	L	6-5
2-16	Oklahoma City	W	8-7, 7-3(10)

Hampton Inn Invitational-Fayetteville, Ark.

2-20	Pittsburg State	W	9-0(5)
2-20	McNeese State	W	2-1
2-21	McNeese State	W	7-2
2-21	Pittsburg State	W	7-1

Troy Cox Softball Classic-Las Cruces, N.M.

2-26	#12 Oregon State	L	10-1
2-26	New Mexico State	W	6-2
2-27	Wichita State	W	7-4
2-27	Utah	L	4-2
2-27	Wichita State	W	1-0
2-28	New Mexico State	L	3-2
3-3	Missouri Southern	L/W	2-1, 6-0

Morning News Invitational-Fayetteville, Ark.

3-6	Oklahoma City	W	4-3
3-6	Centenary	W	9-1
3-7	Centenary	W	8-0
3-7	Oklahoma City	W	3-2

San Jose State Invitational-San Jose, Calif.

3-12	Utah State	W	3-0
3-12	#6 Arizona State	L	5-0
3-12	Loyola Marymount	L	5-1
3-13	Colorado State	W	2-0
3-13	Utah	L	6-0
3-13	Texas Tech	W	4-1
3-13	Loyola Marymount	W	4-3
3-13	Purdue	L	11-10
3-16	at Kansas	W/L	5-3, 6-1
3-20	ALABAMA*	W	5-4(8), 4-2
3-21	ALABAMA*	L	6-3, 12-7(19)
3-24	at Missouri State	L	3-0, 3-2
3-26	at FLORIDA*	W/L	4-0, 2-0
4-2	at MISS. STATE*	L	5-2, 4-0
4-3	at MISS. STATE*	L	7-2, 4-2
4-7	Missouri State	W	2-1, 2-1
4-9	at AUBURN*	W	1-0, 2-1
4-10	at AUBURN*	W	4-0, 4-0
4-16	#11 S. CAROLINA*	W	1-0, 1-0
4-18	GEORGIA*	W	3-2, 1-0(8)
4-21	Tulsa	W	3-0, 2-1
4-23	LSU*	L	3-1, 4-0
4-24	LSU*	L/W	9-0, 2-1
4-27	at TENNESSEE*	L	3-0, 9-1
4-28	at KENTUCKY*	W/L	2-0, 4-2
5-7	MISSISSIPPI*	W	4-1, 3-2(8)
5-8	MISSISSIPPI*	W	6-0, 4-2

SEC Tournament-Columbus, Ga.

5-13	SOUTH CAROLINA	W	4-1
5-14	#7 LSU	L	10-0(5)
5-15	ALABAMA	W	3-2
5-15	TENNESSEE	W	3-2(10)
5-16	TENNESSEE	W	3-2
5-16	#7 LSU!	L	4-3(10)

! denotes Championship game



2000

44-31 Overall (19-8 Home; 9-11 Away; 16-12 Neutral) **19-11 SEC** (10-4 Home; 9-7 Away)

Date	Opponent	W/L	Score
UTA/Isuzu Motors Invitational-Arlington, Texas			
2-11	#5 Southern Miss.	L	7-0
2-11	Stephen F. Austin	L	1-0
2-11	Northwestern State	L	2-1
2-12	Purdue	W	3-2
2-12	AUBURN	W	7-4
2-13	Bethune-Cookman	W	12-3
2-13	Northwestern State	W	5-3
2-13	#8 Oklahoma	L	5-3

Campbell/Cartier Tournament-San Diego, Calif.

2-18	#3 Fresno State	L	1-0
2-18	#15 Long Beach St.	L	2-1
2-19	#21 Stanford	L	8-2
2-20	CS-Northridge	W	1-0
2-20	San Diego State	W	2-1
2-23	at #8 Oklahoma	L	3-0, 6-3

Morning News Invitational-Fayetteville, Ark.

2-25	Virginia	W	7-1, 5-0
2-26	Notre Dame	W/L	4-2, 2-0
2-27	Missouri	W	6-2, 5-1

Florida International Tournament-Miami, Fla.

3-3	Florida A&M	W	8-0
3-3	Pittsburgh	W	2-0
3-4	Ohio State	W	6-1
3-4	Florida A&M	L	5-0
3-5	Eastern Michigan	W	6-1
3-5	Wichita State	W	4-2
3-5	Florida Atlantic	W	7-3
3-8	at Missouri State	L	5-4, 10-2(5)
3-17	at ALABAMA *	L/W	2-1, 11-6
3-18	at ALABAMA *	L	3-0, 8-6

Border War-Tulsa, Okla.

3-23	Tulsa	L	3-0
3-23	OSU	Rained Out	
3-25	#24 FLORIDA *	W	2-1, 8-7
3-29	KANSAS	L/W	4-2(8), 5-2
3-31	#19 MISS. STATE*	W/L	2-1, 1-0
4-1	#19 MISS. STATE *	L	4-3, 4-0
4-4	#2 Oklahoma City	W	2-1(10), 5-0
4-7	AUBURN *	W	2-0, 6-2
4-8	AUBURN *	L/W	3-1, 4-2
4-12	Missouri State	L/W	1-0, 5-0
4-14	at GEORGIA*	W	7-5, 4-0
4-15	at #19 S. CAROLINA*	W	4-0, 4-3(12)
4-21	at #7 LSU*	L	3-1, 7-0
4-22	at #7 LSU*	L	3-1, 9-0
4-28	TENNESSEE *	W	2-1, 5-3
4-30	KENTUCKY *	W	2-1, 2-1
5-3	at MISSISSIPPI*	W	3-0, 2-0
5-4	at MISSISSIPPI*	W	5-0, 7-3(11)

SEC Tournament-Columbus, Ga.

5-11	#22 MISS. STATE	W	2-1
5-12	#7 LSU	L	2-0
5-13	FLORIDA	W	2-1
5-13	#25 S. CAROLINA	W	3-1
5-14	#25 S. CAROLINA	L	2-1

NCAA Regionals-Norman, Okla.

5-18	CS-Northridge	W	5-0
5-19	#13 Oregon State	L	4-1
5-20	Northwestern	L	5-0



2001

36-30 Overall (15-11 Home; 11-13 Away; 10-6 Neutral) **14-16 SEC** (9-5 Home; 5-10 Away)

Date	Opponent	W/L	Score
UTA/Isuzu Motors Invitational-Arlington, Texas			
2-9	Houston	W	14-10
2-9	Baylor	L	3-1
2-9	Bethune-Cookman	W	3-0
2-10	Illinois-Chicago	W	6-2
2-10	#2 Oklahoma	L	8-1

Mardi Gras Classic-Monroe, La.

2-17	Drake	W	2-1
2-17	Georgia Tech	W	3-2
2-18	Virginia Tech	W	1-0
2-18	Louisiana-Monroe	L	2-1
2-20	#2 Oklahoma	L	2-0/3-2

Morning News Invitational-Fayetteville, Ark.

2-23	Maine	W	2-0
2-24	#14 Notre Dame	L	4-3
2-25	#14 Notre Dame	W	2-0
2-25	Texas Tech	L	2-1
2-25	Texas Tech	W	1-0

Golden Panther Invitational-Miami, Fla.

3-2	Florida Intl.	W	4-1
3-2	Ohio State	L	2-1
3-3	Wichita State	W	5-0
3-3	Florida Atlantic	L	2-1(8)
3-4	Ohio State	W	1-0
3-10	#18 S. CAROLINA*	L	2-1/1-0
3-11	#18 S. CAROLINA*	W	4-0
3-14	at Missouri State	W	5-4, 5-0 (5)
3-17	at #4 ALABAMA*	L	1-0, 4-0
3-18	at #4 ALABAMA*	L	3-0
3-20	at Samford	Rained Out	
3-21	at Georgia Tech	L	4-0
3-22	at Georgia State	W/L	7-0, 3-2
3-24	at AUBURN*	W	6-0, 5-2
3-25	at AUBURN*	W	4-3
3-28	at Kansas	L/W	3-1, 3-0
3-31	FLORIDA*	L	2-1/1-0
4-1	FLORIDA*	W	1-0
4-3	LSU*	L/W	3-0/3-2
4-4	LSU*	L	5-0
4-7	GEORGIA*	L/W	3-1/6-1
4-8	GEORGIA*	W	2-1(8)

Border War-Stillwater, Okla.

4-11	Oklahoma State	W	3-0
4-11	Tulsa	W	10-1(5)
4-14	at TENNESSEE*	L/W	4-2, 3-0
4-15	at TENNESSEE*	L	4-2
4-18	MISSISSIPPI*	W	2-1(8), 2-0
4-19	MISSISSIPPI*	W	2-0
4-24	Oklahoma City	W	2-0, 2-1
4-28	at MISS. STATE*	L	2-1(8), 1-0
4-29	at MISS. STATE*	L	3-0
5-5	KENTUCKY*	L/W	3-1, 4-0

5-6	KENTUCKY* (FOX)	W	1-0
SEC Tournament -Chattanooga, Tenn.			
5-10	#7 ALABAMA	L	2-0
5-11	KENTUCKY	W	1-0
5-12	MISS. STATE	W	7-2
5-12	#22 S. CAROLINA	L	1-0(9)

2002

39-28-1 Overall (15-9-1 Home; 14-12 Away; 10-7 Neutral) **14-16 SEC** (9-6 Home; 5-10 Away)

DATE	OPPONENT	W/L	Score
1-31	at FIU	W	5-3(10)

Bethune-Cookman 3-Way-Daytona Beach, Fla.

2-3	Bethune-Cookman	W	4-3(8), 2-1
2-3	Central Florida	L/W	6-5, 2-1

Long Beach State Classic-Long Beach, Calif.

2-8	Loyola Marymount	W	2-1
2-8	Long Beach State	W	2-1(10)
2-9	UC-Riverside	W	4-2
2-9	Loyola Marymount	W	3-0
2-10	Long Beach State	L	2-1(8)
2-10	UC-Riverside	W	4-1

Aggie Invitational-College Station, Texas

2-15	Utah	L	3-0
2-15	Texas A&M	L	2-1(9)
2-16	Utah	W	1-0
2-16	Boston College	W	4-0
2-17	Texas A&M	L	2-0
2-23	Oregon	W/L	5-1, 3-0
2-24	Oregon	W	8-5
2-27	at Oklahoma (DH)	Rained Out	

Frost Cutlery Classic-Chattanooga, Tenn.

3-1	Virginia Tech	W	5-0
3-1	Wisconsin	W	6-0

-Rest of Tournament Cancelled, Weather -

3-9	at #24 S. CAROLINA*	L/W	4-1, 5-2
3-10	at #24 S. CAROLINA*	L	4-0
3-11	at Coastal Carolina	W	7-1, 2-1
3-16	#17 ALABAMA*	W/L	2-0, 5-4
3-17	#17 ALABAMA*	L	4-1
3-21	at Southern Miss.	W	2-1, 3-2
3-23	AUBURN*	W	6-3, 4-0
3-24	AUBURN*	W	3-2
3-27	Kansas	L	2-1, 3-0
3-30	at FLORIDA*	L	4-1, 2-1
3-31	at FLORIDA*	W	4-1
4-2	#5 LSU*	L	3-0, 4-0
4-3	#5 LSU*	L	5-0
4-6	at #23 GEORGIA*	L	3-2, 4-3
4-7	at #23 GEORGIA*	L	3-1

Border War-Fayetteville, Ark.

4-10	Oklahoma State	W	3-0
4-10	Tulsa	W	7-1
4-13	TENNESSEE*	W/L	6-0, 8-2
4-14	TENNESSEE*	W	4-0
4-17	at MISSISSIPPI*	W/L	1-0, 3-2
4-18	at MISSISSIPPI*	W	5-2
4-23	Oklahoma City	W	2-1(8), 0-0T
4-24	Missouri State	W	4-0, 4-3(10)
4-27	MISS. STATE*	W	1-0, 7-6
4-28	MISS. STATE*	W	7-0
5-2	at KENTUCKY*	L	6-5(8)
5-3	at KENTUCKY*	L/W	4-0, 7-2

SEC Tournament-Chattanooga, Tenn.

5-9	#18 ALABAMA	L	2-1
5-10	MISS. STATE	L	5-1

NCAA Regional Tournament-Norman, Okla.

5-16	#23 Texas A&M	L	6-2
5-17	Army	W	2-0
5-17	#8 Texas	L	6-2

2003

24-36 Overall (7-12 Home; 8-17 Away; 9-7 Neutral) **8-22 SEC** (4-11 Home; 4-11 Away)

Date	Opponent	W/L	Score
SWT/CenturyTel Classic-San Marcos, Texas			
1-31	Southwest Texas	L	4-1
1-31	Houston	W	5-4
2-1	Texas Tech	W	6-5
2-1	Texas A&M-CC	L	3-0
2-2	Oregon	W	3-1
UCF/Triple Crown Tournament-St. Augustine, Fla.			
2-7	Evansville	L	2-0
2-7	Jacksonville	L	3-2
2-8	UMKC	W	1-0
2-8	Central Florida	W	6-2

Pepsi/Arizona Invitational-Tucson, Ariz.

2-14	#6 Washington	L	12-3
2-15	Northwestern	L	8-0
2-15	Minnesota	L	7-4
2-16	#2 Arizona	L	9-1
2-22	Akron	W/W	4-3, 8-4

Desert Classic - St. George, Utah

2-28	Utah State	W/W	7-0, 9-0
3-2	Georgia Southern	W	13-6
3-3	CS-Northridge	L	7-4
3-3	Georgia Southern	W	3-2
3-8	at #20 ALABAMA*	L/L	7-1, 4-3
3-9	at #20 ALABAMA*	L	5-0
3-12	MISSISSIPPI*	L/W	3-2, 4-1
3-13	MISSISSIPPI*	W	4-2
3-15	at AUBURN*	W	4-1
3-16	at AUBURN*	L	2-0, 3-2
3-18	at Georgia Tech	L/W	3-2, 3-2
3-22	FLORIDA*	L/W	2-1, 2-1
3-23	FLORIDA*	L	5-1
3-25	#14 S. CAROLINA*	L	5-2, 6-1
3-26	#14 S. CAROLINA*	L	5-1
3-29	#9 GEORGIA*	L	6-1, 11-0
3-30	#9 GEORGIA*	L	4-0
4-1	Southern Miss.	W/L	2-1, 7-6
4-3	at Tennessee Tech	W	2-1, 7-1
4-5	at TENNESSEE*	L	1-0, 9-2
4-6	at TENNESSEE*	L	2-0
4-16	at Kansas	W/L	5-1, 1-0
4-18	at MISS. STATE*	W/L	5-1, 3-2
4-19	at MISS. STATE*	W	4-1
4-22	at #11 LSU*	L/W	10-1, 6-5
4-23	at #11 LSU*	L	8-0
4-26	KENTUCKY*	W/L	2-1, 4-0
4-27	KENTUCKY*	L	7-6
4-29	Missouri State	L	7-0, 5-4

2004

18-40 Overall (8-20 Home; 6-15 Away; 4-5 Neutral) **6-24 SEC** (2-13 Home; 4-11 Away)

Date	Opponent	W/L	Score
Florida Tournament-Gainesville, Fla.			
2-6	Chattanooga	L	1-0(9)
2-6	South Florida	L	4-2
2-7	Appalachian	W	1-0
2-7	FLORIDA	L	4-3
2-8	Missouri	L	5-3
Georgia State Tournament-Atlanta, Ga.			
2-14	Tournament Cancelled, Weather		
UNLV Tournament-Las Vegas, Nev.			
2-20	UNLV	W	1-0
2-21	Texas-El Paso	W	5-0
2-21	Butler	W	5-3
2-21	Northern Illinois	W	1-0(8)
2-22	Northwestern State	L	6-1(5)

2-28	Miss. Valley State	W	4-0, 8-4
2-29	Miss. Valley State	W	5-1
3-6	#8 ALABAMA*	L	8-3, 4-2
3-7	#8 ALABAMA*	L	7-1
3-13	AUBURN*	L	1-0 (9)
3-14	AUBURN*	L	9-0 (6), 3-0
3-16	at #15 S. CAROLINA*	L	6-1, 2-1 (8)
3-17	at #15 S. CAROLINA*	L	6-5
3-19	at Jacksonville	W	2-1
3-20	at #17 FLORIDA*	L	3-1, 7-2
3-21	at #17 FLORIDA*	W	5-4 (11)
3-24	Missouri State	W	6-5 (10), 2-0
3-25	Oklahoma City	L	1-0, 5-1
3-27	at #5 GEORGIA*	L	8-0 (6), 5-2
3-28	at #5 GEORGIA*	L	2-1

Border War-Stillwater, Okla.

3-31	Tulsa	L	6-0
3-31	Oklahoma State	L	2-1
4-3	#12 TENNESSEE*	L/W	7-3, 6-3
4-4	#12 TENNESSEE*	L	6-0
4-6	#4 LSU*	L	7-0, 8-0
4-7	#4 LSU*	L	10-1(5)
4-9	Marshall	W	1-0(11)
4-10	Marshall	L	3-0
4-13	at MISSISSIPPI*	L	5-4(11)
4-14	at MISSISSIPPI*	L/W	2-0, 1-0(9)
4-17	MISS. STATE*	L	2-0, 8-0(6)
4-18	MISS. STATE*	W	4-2
4-21	Kansas	L	5-4 (10)
4-21	Kansas	L	1-0 (6)
4-24	KENTUCKY*	W/L	1-0(8), 8-5
4-25	KENTUCKY*	W	5-1
4-29	at Wichita State	L	1-0, 3-0
5-9	Northwestern State	L	2-0, 6-3(8)



Jamie Pinkerton

2005-2009

Record: 130-179

2005

19-43 Overall (11-17 Home; 4-21 Away; 4-5 Neutral) **4-25 SEC** (3-12 Home; 1-13 Away)

Date	Opponent	W/L	Score
Mustang Roundup-San Luis Obispo, Calif.			
2-4	CS-Sacramento	L	4-0
2-4	Nevada	W	3-4
2-5	Colorado State	W	2-1
2-5	Cal Poly-SLO	L	8-0(6)
2-6	Colorado State	L	6-4
Las Cruces Hilton Classic-Las Cruces, N.M.			
2-11	Texas-Arlington	W	5-4
2-11	Kansas	L	5-1
2-13	Purdue	W	7-6
2-13	New Mexico State	L	8-3
Islander Invitational-Corpus Christi, Texas			
2-18	Texas-Arlington	L	3-0
2-18	Texas A&M-CC	L	2-0
2-20	Sam Houston State	L	1-0
Lady'Back Invitational-Fayetteville, Ark.			
2-26	UMKC	W	7-1
2-26	Louisiana-Monroe	W	6-1
2-27	Louisiana-Monroe	W	8-0 (5)
3-2	at #12 Oklahoma	L	12-0 (5), 8-0 (6)
Arkansas Invitational-Fayetteville, Ark.			
3-5	Miss. Valley State	W	8-2
3-5	Northwestern State	L	5-2
3-6	Northwestern State	W	2-1

3-6	Miss. Valley State	W	9-1 (6)
3-8	S. CAROLINA*	L	6-1, 3-0
3-9	S. CAROLINA*	L	5-3
3-12	at AUBURN*	L	4-0, 10-1(6)
3-13	at AUBURN*	L	10-2 (5)
3-16	Stephen F. Austin	L	9-5, 7-6
3-19	#16 FLORIDA*	L	2-1(8), 9-0
3-20	#16 FLORIDA*	L	8-0(5)
3-23	Centenary	W	3-1, 6-5
3-25	#13 GEORGIA*	L	1-0, 10-0 (5)
3-26	#13 GEORGIA*	L	10-4

Border War-Fayetteville, Ark.

3-29	Oklahoma State	L	4-3
3-29	Tulsa	W	7-2
4-3	at #4 TENNESSEE	L	6-0, 2-1
4-6	LSU*	W/L	5-3, 8-3
4-7	LSU*	L	6-4
4-13	at Missouri State	L/W	5-3, 4-0
4-16	at MISS. STATE*	L	5-4, 1-0
4-17	at MISS. STATE*	L	2-1
4-19	Oklahoma City	L/W	1-0, 7-4
4-23	KENTUCKY*	W	10-2 (6), 4-0
4-24	KENTUCKY*	W	10-2 (5)
4-26	at Kansas	L	7-2, 6-5
5-3	MISSISSIPPI	L	2-1, 4-1
5-4	MISSISSIPPI	L	1-0 (9)
5-6	at #9 ALABAMA*	L	4-0
5-7	at #9 ALABAMA*	L	4-0, 8-1

2006

26-35 Overall (17-17 Home; 6-12 Away; 3-6 Neutral) **10-19 SEC** (4-11 Home; 6-8 Away)

Date	Opponent	W/L	Score
Diamond Fun and Sun Classic-Miami, Fla.			
2-10	#10 Georgia	L	6-7(9)
2-10	North Carolina	L	0-5
2-11	#24 Iowa	W	1-0
2-11	at FIU	L	3-8
2-12	#24 Iowa	L	1-5
2-12	North Carolina	L	4-8
Centenary College Classic-Shreveport, La.			
2-17	UAB	L	1-9(5)
2-17	at Centenary	L	4-6
Lady'Back Invitational-Fayetteville, Ark.			
2-24	Drake	W	1-0(8)
2-24	Penn State	L	2-3(10)
2-25	North Dakota State	W	3-0
2-26	UMKC	W	3-0
2-26	Missouri State	W	3-2
Country Inn and Suites Arkansas Invitational-Fayetteville, Ark.			
3-3	Jacksonville State	W/W	2-1(11), 6-2
3-4	Northwestern State	W/W	7-0, 3-1(8)
3-5	Centenary	W/W	3-0, 1-0
3-11	at #12 GEORGIA*	L/L	1-6, 3-6
3-12	at #12 GEORGIA*	W	1-0
3-16	Oklahoma City	L/W	6-7, 7-0(1)
3-18	#22 MISS. STATE*	L/L	0-5, 2-5
3-19	#22 MISS. STATE*	W	4-2
3-21	at MISSISSIPPI*	L/W	1-2, 4-3
3-22	at MISSISSIPPI*	W	9-0(5)
3-25	at FLORIDA*	L/W	8-9, 5-1
3-26	at FLORIDA*	L	2-3(10)
Border War-Tulsa, Okla.			
3-29	Oklahoma State	L	1-8
3-29	at Tulsa	L	4-7
4-1	#5 TENNESSEE*	L/L	0-5, 1-8
4-2	#5 TENNESSEE*	L	0-6
4-5	Kansas	L/L	1-2, 0-1
4-9	at SOUTH CAROLINA*	L/L	0-3, 0-1

4-11	Missouri State	W/W	5-1,1-0
4-14	at KENTUCKY*	L	0-8(6)
4-15	at KENTUCKY*	W/W	2-1,2-0
4-19	ULM (Sherwood)	W/W	3-2,4-3
4-22	#18 AUBURN*	L/W	4-5,2-0
4-23	#18 AUBURN*	L	1-2
4-25	#11 LSU*	W	3-2
4-26	#11 LSU*	L/W	3-4,3-2(9)
5-1	#23 Oklahoma	L/L	4-5,0-5
5-5	#4 ALABAMA*	L/L	2-7,0-7
5-6	#4 ALABAMA*	L	2-9
SEC Tournament-Athens, Ga.			
5-11	at #8 Georgia	L	0-2

3-18	North Dakota State	L	5-6
3-18	Nebraska	W	5-4
3-21	at #2 Alabama*	L/L0-9 (5)	2-5
3-24	at #1 Tennessee*	L/L	0-4, 0-1
3-25	at #1 Tennessee*	L	0-5
3-27	AUBURN*	L/L	1-3, 1-2
Border War - Stillwater, Okla.			
3-29	Oklahoma St/Tulsa	Rained Out	
3-31	KENTUCKY*	W/W	14-8, 5-2
4-1	KENTUCKY*	W	2-0
4-3	at Kansas	L/W	2-4, 6-1
4-6	at #23 Florida*	L/L	0-4, 0-5
4-7	at #23 Florida*	W	1-0
4-11	Alcorn State	Rained Out	
4-14	at Mississippi*	W/L	7-0, 0-1
4-15	at Mississippi*	L	4-7
4-18	La. Tech (Sherwood)	W/W	1-0, 5-4
4-21	#6 LSU*	L/L	0-5, 0-7
4-22	#6 LSU*	L	1-3
4-25	at Wichita State	Cancelled	
4-28	GEORGIA*	L/L	0-5, 2-7
4-29	GEORGIA*	L	3-5
5-4	at Mississippi State*	L/W	1-3, 11-8
5-5	at Mississippi State*	L	0-8 (5)

4-4	Texas A&M-CC	W	11-2 (5)
4-5	Texas A&M-CC	W/W	8-1, 5-1
4-7	#11 Oklahoma	W/L3-2, 2-3 (8)	
4-10	Kansas	Cancelled	
4-12	at Kentucky*	W/W	6-5
4-13	at Kentucky*	W	14-1 (5)
4-17	#1 Alabama*	L/L	0-4, 0-3
4-19	Mississippi*	W/L3-2, 0-8 (5)	
4-20	Mississippi*	L	1-6
4-26	#15 LSU*	L/L0-4, 6-8 (8)	
4-27	#15 LSU*	L	0-4
4-29	at Missouri State	L/W2-5, 9-1 (5)	
5-3	#23 Mississippi St.*	W/L	3-1, 1-9
5-4	#23 Mississippi St.*	W	7-6
NCAA Regional - Norman, Okla.			
5-16	Tulsa	W	7-5
5-17	#7 Oklahoma	L	5-6 (11)
5-17	Oregon	L	0-3



2007

21-43 Overall (9-19 Home; 6-19 Away; 6-5 Neutral) **6-22 SEC** (3-11 Home; 3-11 Away)

Date	Opponent	W/L	Score
USF-Best Western Tournament - Tampa, Fla.			
2-9	Virginia	L	1-2
2-9	#22 South Florida	W	6-5
2-10	Western Kentucky	L	0-1
2-10	#22 South Florida	L	1-2
2-11	Virginia	L	1-4
Texas A&M Aggie Classic - College Station, Texas			
2-16	Texas-San Antonio	W	8-0
2-16	#3 Texas A&M	L	1-4
2-17	Texas-San Antonio	W	7-0
2-17	#3 Texas A&M	L	0-11 (5)
2-18	Rutgers	W	8-6
Clarion Inn-Lady'Back Inv.-Fayetteville, Ark.			
2-23	UMKC	W	7-0
2-23	Wichita State	L	1-3
2-24	Missouri	L	3-6
2-24	Colorado State	L	1-6
2-25	Missouri	L	11-12
2-28	at #6 Oklahoma	L/L	0-14(5), 2-10(5)
Holiday Inn Express-Ark. Inv. - Fayetteville, Ark.			
3-2	Louisiana-Monroe	W	1-0
3-2	Northern Iowa	L	0-3
3-3	Northern Iowa	W	9-1(6)
3-3	Louisiana-Monroe	L	1-4
3-4	Northern Iowa	W	6-5
3-4	Louisiana-Monroe	W	8-5
3-6	NORTH TEXAS	W	7-3
3-10	SOUTH CAROLINA*	L/W	0-1, 7-0
3-11	SOUTH CAROLINA*	L	1-4
3-14	WESTERN ILLINOIS	L/L	1-3, 1-2
Big Red Tournament - Lincoln, Neb.			
3-16	Nebraska	L	2-6
3-16	North Dakota State	L	0-10 (5)
3-17	Nebraska	L	0-5
3-17	North Dakota State	W	2-1

2008

37-29 Overall (16-12 Home; 6-13 Away; 15-4 Neutral) **8-20 SEC** (4-10 Home; 4-10 Away)

Date	Opponent	W/L	Score
Century Bank Classic - Texarkana, Ark.			
2-8	UAB	W	6-5 (8)
2-8	UAB	L	2-4
2-9	Oklahoma State	W	4-3
2-9	Oklahoma State	W	3-2 (9)
2-10	Centenary	W	13-1 (6)
2-10	Centenary	W	9-1 (5)
Metrodome Classic - Minneapolis, Minn.			
2-15	Tennessee Tech	W	2-1
2-15	Nothern Iowa	L	0-3
2-15	Drake	W	5-4
2-16	Western Illinois	W	4-3
2-17	Iowa	W	5-3
2-17	Minnesota	W	2-1
2-21	Northern Colorado	W	6-0
Clarion Inn-Arkansas Invitational - Fayetteville			
2-22	Nothern Colorado	W	12-2 (5)
2-23	Alcorn State	W	7-4
2-24	Creighton	W	7-2
2-24	Saint Louis	W	18-3 (5)
Wilson/DeMarini Invitational - Tempe, Ariz.			
2-29	San Jose State	W	9-2
2-29	FIU	W	13-4 (5)
3-1	Creighton	W	10-1
3-1	#2 Arizona State	L	5-6 (8)
3-2	Drake	L	0-10 (5)
3-8	at South Carolina*	L/W	4-5, 3-2
3-9	at South Carolina*	L	0-4
3-12	Indiana State	W/W	12-2 (5), 4-1
3-14	#4 Florida*	L/L	0-1, 1-3
3-15	#4 Florida*	L	2-7
3-18	at Auburn*	L/L	6-9, 3-5
3-21	#8 Tennessee*	W/L	5-2, 2-11
3-22	#8 Tennessee*	L	2-4
Border War - Fayetteville, Ark.			
3-26	Oklahoma State	W	4-0
3-26	Tulsa	L	1-2
3-29	at #15 Georgia*	L/L	1-3, 1-13
3-30	at #15 Georgia*	L	1-3
4-2	Louisiana-Monroe	W/W	3-0, 6-0



2009

27-29 Overall (10-8 Home; 8-14 Away; 9-7 Neutral) **10-16 SEC** (6-5 Home; 4-11 Away)

Date	Opponent	W/L	Score
Southern Miss Invitational - Hattiesburg, Miss.			
2-6	at Southern Miss	W	5-3
2-7	Western Kentucky	W	7-4
2-7	at Southern Miss	L	7-9
2-8	Samford	W	6-2
Metrodome Classic - Minneapolis, Minn.			
2-13	Drake	L	5-6
2-14	at Minnesota	W	3-2
2-14	Western Illinois	W	5-3
2-15	Northern Iowa	L	0-7
2-15	Wisconsin-Green Bay	W	8-0
FAU/FIU Strikeout Cancer Tourn - Boca Raton, Fla.			
2-20	FIU	L	1-10
2-20	at Florida Atlantic	L	1-2
2-21	Missouri	L	0-8
2-21	at Florida Atlantic	L	0-8
2-22	Fordham	W	7-3
Holiday Inn-NWA Razorback Invt. - Fayetteville			
2-27	Bradley	W	10-5
2-27	Ball State	W	1-0
Oklahoma State Mizuno Classic- Stillwater, Okla			
3-6	Drake	W	6-3

3-7	Cleveland State	W	3-1	2-28	Illinois	L	4-7
3-7	Northern Colorado	L	2-6	Razorback Invitational – Fayetteville, Ark.			
3-8	Oklahoma State	L	6-7	3-5	Eastern Illinois	W	9-1
3-11	South Carolina	W	4-0	3-5	#19 La.-Lafayette	L	2-5
3-11	South Carolina	W	7-0	3-6	Iowa State	L	1-2
3-17	at Mississippi State	W	8-3	3-6	Drake	W	5-0
3-17	at Mississippi State	W	5-1	3-7	Southern Mississippi	W	2-1
3-18	at Mississippi State	W	3-2	Arkansas Invitational – Fayetteville, Ark.			
3-21	Kentucky	L	4-11	3-13	Louisiana Tech	W	5-2
3-21	Kentucky	W	8-5	3-13	Southeast Missouri State	W	4-2
3-22	Kentucky	W	4-3	3-14	SIU-Edwardsville	W	9-3
3-25	#9 Tennessee	L	0-9	3-14	Louisiana Tech	W	5-3 (9)
3-28	at Ole Miss	L	4-5	3-17	at South Carolina*	W	8-5
3-28	at Ole Miss	L	2-3	3-17	at South Carolina*	W	3-2
3-29	at Ole Miss	W	6-0	3-20	at Kentucky*	L	0-5
Border War - Tulsa, Okla.				3-20	at Kentucky*	L	2-4
4-1	vs. Oklahoma State	W	8-0	3-21	at Kentucky*	W	9-8
4-1	at Tulsa	W	9-5	3-24	#9 Oklahoma	L	1-6
4-4	Auburn	L	3-4	3-27	Mississippi State*	W	7-2
4-4	Auburn	W	4-2	3-27	Mississippi State*	W	11-6
4-5	Auburn	L	4-5	3-28	Mississippi State*	W	18-13
4-8	at #13 Oklahoma	W	11-9	3-31	at Tulsa	L	2-13 (5)
4-10	LSU	W	8-7	3-31	at Tulsa	W	3-1
4-10	LSU	L	4-10	4-2	at #8 Georgia*	W	3-2 (8)
4-11	LSU	L	4-7	4-2	at #8 Georgia*	W	10-5
4-15	vs. Centenary	W	6-2	4-3	at #8 Georgia*	L	0-4
4-18	at #6 Alabama	L	1-9	4-10	#4 Florida*	L	5-9
4-18	at #6 Alabama	L	1-7	4-10	#4 Florida*	L	3-12 (5)
4-19	at #6 Alabama	L	0-9	4-11	#4 Florida*	L	1-6
4-22	Missouri State	L	1-2	4-14	#16 Tennessee*	L	1-3
4-25	at #1 Florida	L	0-11	4-14	#16 Tennessee*	L	3-5
4-25	at #1 Florida	L	0-11	4-17	at #15 LSU*	L	4-2
4-26	at #1 Florida	L	0-6	4-17	at #15 LSU*	L	3-2 (10)
4-29	UMKC	W	7-1	4-18	at #15 LSU*	L	3-2
4-29	UMKC	W	16-1	4-21	Memphis	W	6-1
5-3	#9 Georgia	L	0-8	4-24	#5 Alabama*	L	1-6
5-3	#9 Georgia	L	2-8	4-24	#5 Alabama*	L	8-16 (6)
SEC Tournament - Knoxville, Tenn.				4-25	#5 Alabama*	L	6-8
5-7	#5 Alabama	L	0-6	4-28	vs. Missouri State	W	11-3
NCAA Regional - Norman, Okla.				5-1	Ole Miss*	W	5-0
5-15	Tulsa	L	0-6	5-1	Ole Miss*	W	9-0 (5)
5-16	at Oklahoma	L	2-21	5-2	Ole Miss*	L	6-10
				5-8	at Auburn*	L	3-4
				5-8	at Auburn*	L	2-3
				5-9	at Auburn*	L	1-2
				SEC Tournament – Fayetteville, Ark.			
				5-13	Alabama	L	0-9 (5)

60



Mike Larabee
2010-present
Record: 28-29

2010

28-29 Overall (12-13 Home; 7-11 Away; 9-5 Neutral) 10-18 SEC (Home; Away)

Date Opponent W/L Score

Metrodome Classic - Minneapolis, Minn.


2-12	Western Illinois	L	4-5
2-12	Iowa	W	2-1
2-13	Drake	L	1-2
2-13	Minnesota	L	1-4
2-14	Iowa State	W	2-1

North Texas Invitational – Denton, Texas

2-19	North Texas	L	2-10
2-19	Sam Houston State	W	12-1
2-20	Missouri State	W	6-5
2-20	Buffalo	W	6-0

NFCA Lead-Off Classic

2-26	Nebraska	W	2-0
2-26	Central Florida	W	6-0
2-27	#8 Georgia Tech	L	2-11 (5)
2-27	Iowa	W	3-2



SERIES RECORDS

SCHOOL	W	L	PCT.	LAST	SCHOOL	W	L	PCT.	LAST
Akron	2	0	1.000	2003	Notre Dame	2	2	.500	2001
ALABAMA	7	42	.142	2010	Ohio State	2	1	.333	2001
Alcorn State	1	0	1.000	2008	Oklahoma	2	16	.111	2010
Appalachian	1	0	1.000	2004	Oklahoma City	12	7	.600	2006
Arizona	0	1	.000	2003	Oklahoma State	6	4	.600	2009
Arizona State	0	2	.000	2008	Oregon	3	2	.600	2008
AUBURN	20	25	.444	2010	Oregon State	0	2	.000	2000
Ball State	1	1	.500	2009	Pacific	0	3	.000	1998
Baylor	0	1	.000	2001	Penn State	0	1	.000	2006
Bethune-Cookman	4	0	1.000	2002	Pittsburgh	1	0	1.000	2000
Boston College	1	0	1.000	2002	Pittsburg State	2	0	1.000	1999
Bradley	1	0	1.000	2009	Purdue	2	1	.667	2005
Buffalo	1	0	1.000	2010	Rutgers	1	0	1.000	2007
Butler	1	0	1.000	2004	Saint Louis	1	0	1.000	2008
California	0	1	.000	1998	Samford	1	0	1.000	2009
Cal Poly-SLO	0	3	.000	2005	Sam Houston State	1	1	.500	2010
UC-Santa Barbara	0	1	.000	1998	San Diego State	1	1	.500	2000
CS-Northridge	2	2	.500	2003	San Jose State	1	1	.500	2008
CS-Sacramento	0	3	.000	2005	SOUTH CAROLINA	14	23	.378	2010
UC-Riverside	2	0	1.000	2002	South Florida	1	2	.333	2007
Centenary	10	1	.909	2009	Southern Illinois-Edwardsville	0	1	.000	2010
Central Florida	3	1	.750	2010	Southern Mississippi	5	3	.625	2010
Cleveland State	1	0	1.000	2009	Southwest Texas	0	1	.000	2003
Coastal Carolina	2	0	1.000	2002	Stanford	0	2	.000	2000
Colorado State	2	2	.500	2007	Stephen F. Austin	0	3	.000	2005
Creighton	3	2	.600	2008	TENNESSEE	11	26	.297	2010
DePaul	0	1	.000	1998	Tenn.-Chattanooga	0	1	.000	2004
Drake	5	3	.625	2010	Tennessee Tech	3	0	1.000	2008
East Carolina	0	1	.000	1997	Texas	0	1	.000	2002
Eastern Illinois	1	0	1.000	2010	Texas-Arlington	2	1	.667	2005
Eastern Michigan	1	0	1.000	2000	Texas-El Paso	1	0	1.000	2004
Evansville	0	3	.000	2003	Texas-San Antonio	2	1	.667	2007
FLORIDA	11	29	.275	2010	Texas A&M	0	6	.000	2007
Florida A&M	1	0	1.000	2000	Texas A&M-CC	3	2	.600	2008
Florida Atlantic	1	4	.200	2009	Texas Tech	3	2	.600	2003
Florida International	3	2	.600	2009	Tulsa	10	9	.526	2010
Florida State	0	1	.000	1997	Toledo	0	1	.000	1997
Fresno State	0	3	.000	2000	UAB	1	2	.333	2008
Fordham	1	0	1.000	2009	UNLV	1	0	1.000	2004
GEORGIA	12	27	.307	2010	US Military Acad.	1	0	1.000	2002
Georgia Southern	2	0	1.000	2003	Utah	1	3	.250	2002
Georgia State	1	1	.500	2001	Utah State	3	0	1.000	2003
Georgia Tech	2	3	.400	2010	Virginia	2	2	.500	2007
Hawai'i	1	1	.500	1998	Virginia Tech	2	0	1.000	2002
Hofstra	1	0	1.000	1997	Washington	0	1	.000	2003
Houston	2	0	1.000	2003	Western Illinois	2	3	.400	2010
Illinois	0	1	.000	2010	Western Kentucky	1	1	.500	2009
Illinois-Chicago	1	0	1.000	2001	Wichita State	4	3	.571	2007
Indiana State	2	0	1.000	2008	Wisconsin	1	1	.500	2002
Iowa	4	1	.800	2010	Wisconsin-Green Bay	1	0	1.000	2009
Iowa State	1	1	.500	2010	TOTAL	402	482-1*	.454	
Jacksonville	1	1	.500	2004					
Jacksonville State	4	0	1.000	2006					
Kansas	7	16	.304	2007					
KENTUCKY	26	13	.666	2010					
Long Beach State	1	3	.250	2002					
Louisiana-Lafayette	0	1	.000	2010					
Louisiana-Monroe	8	2	.800	2008					
Louisiana Tech	4	1	.800	2010					
Loyola Marymount	3	1	.750	2002					
LSU	8	42	.160	2009					
McNeese State	2	0	1.000	1999					
Maine	1	0	1.000	2001					
Marshall	1	1	.500	2004					
Memphis	1	0	1.000	2010					
Michigan	0	1	.000	1997					
Michigan State	0	1	.000	1997					
Minnesota	2	2	.500	2010					
MISSISSIPPI	29	17	.630	2010					
MISSISSIPPI STATE	23	26	.469	2010					
Miss. Valley State	5	0	1.000	2005					
Missouri	2	4	.333	2009					
Missouri-KC	6	0	1.000	2009					
Missouri Southern	1	1	.500	1999					
Missouri State	16	17	.484	2010					
Nebraska	2	2	.500	2010					
Nevada	1	0	1.000	2005					
New Mexico State	1	2	.333	2005					
Nicholls State	1	0	1.000	1998					
North Carolina	0	2	.000	2006					
North Dakota State	2	2	.500	2007					
North Texas	1	1	.500	2010					
Northern Colorado	2	1	.667	2009					
Northern Illinois	1	0	1.000	2004					
Northern Iowa	2	3	.400	2009					
Northwestern	0	2	.000	2003					
Northwestern State	4	6	.400	2006					

*Tied Oklahoma City in 2002
SEC Opponents in BOLD

Akron (2-0)			
2-22-03	W, 4-3	Fayetteville	
2-22-03	W, 8-4	Fayetteville	
ALABAMA* (7-42)			
3-14-97	W, 9-1	Fayetteville	
3-14-97	L, 3-2	Fayetteville	
3-15-97	W, 2-1	Fayetteville	
3-15-97	L, 7-1	Fayetteville	
3-13-98	L, 7-1	Tuscaloosa	
3-13-98	L, 12-0	Tuscaloosa	
3-14-98	L, 6-0	Tuscaloosa	
3-14-98	L, 8-3	Tuscaloosa	
3-20-99	W, 5-4	Fayetteville	
3-20-99	W, 4-2	Fayetteville	
3-21-99	L, 6-3	Fayetteville	
3-21-99	L, 12-7 (19)	Fayetteville	
5-15-99	W, 3-2	Columbus, Ga.	
3-17-00	L, 2-1	Tuscaloosa (13)	
3-17-00	W, 11-6	Tuscaloosa (13)	
3-18-00	L, 3-0	Tuscaloosa (13)	
3-18-00	L, 8-6	Tuscaloosa (13)	
3-17-01	L, 1-0	Tuscaloosa (4)	
3-17-01	L, 4-0	Tuscaloosa (4)	
3-18-01	L, 3-0	Tuscaloosa (4)	
5-10-01	L, 2-0	Chattanooga, Tenn. (7)	
3-16-02	W, 2-0	Fayetteville (17)	
3-16-02	L, 5-4	Fayetteville (17)	
3-17-02	L, 5-1	Fayetteville (17)	
5-9-02	L, 2-1	Chattanooga, Tenn. (18)	

TEAM BY TEAM

3-8-03	L, 7-1	Tuscaloosa (20)
3-8-03	L, 4-3	Tuscaloosa (20)
3-9-03	L, 5-0	Tuscaloosa (20)
3-6-04	L, 8-3	Fayetteville (8)
3-6-04	L, 4-2	Fayetteville (8)
3-7-04	L, 7-1	Fayetteville (8)
5-6-05	L, 4-0	Tuscaloosa (9)
5-7-05	L, 4-0	Tuscaloosa (9)
5-7-05	L, 8-1	Tuscaloosa (9)
5-5-06	L, 2-7	Fayetteville (4)
5-5-06	L, 0-7	Fayetteville (4)
5-6-06	L, 2-9	Fayetteville (4)
3-21-07	L, 0-9 (5)	Tuscaloosa (2)
3-21-07	L, 2-5	Tuscaloosa (2)
4-17-08	L, 0-4	Fayetteville (1)
4-17-08	L, 0-3 (6)	Fayetteville (1)
4-18-09	L, 1-9	Tuscaloosa (6)
4-18-09	L, 1-7	Tuscaloosa (6)
4-19-09	L, 0-9	Tuscaloosa (6)
4-24-10	L, 1-6	Fayetteville
4-24-10	L, 8-16 (6)	Fayetteville
4-25-10	L, 6-8	Fayetteville
5-13-10	L, 0-9 (5)	Fayetteville
Alcorn State (1-0)		
2-23-08	W, 7-4	Fayetteville
Appalachian (1-0)		
2-7-04	W, 1-0	Gainesville, Fla.
Arizona (0-1)		
2-16-03	L, 9-1	Tucson (2)
Arizona State (0-2)		
3-12-99	L, 5-0	San Diego, Calif.
3-1-08	L, 5-6 (8)	Tempe, Ariz.
AUBURN* (20-25)		
4-5-97	L, 7-6	Auburn
4-5-97	L, 2-1	Auburn
4-6-97	L, 2-0	Auburn
4-6-97	L, 9-0	Auburn
4-3-98	W, 5-4	Fayetteville
4-3-98	L, 4-2	Fayetteville
4-4-98	W, 5-4	Fayetteville
4-4-98	W, 6-4	Fayetteville
4-9-99	W, 1-0	Auburn
4-9-99	W, 3-1	Auburn
4-10-99	W, 4-0	Auburn
4-10-99	W, 4-0	Auburn
2-12-00	W, 7-4	Arlington, Texas
4-7-00	W, 2-0	Fayetteville
4-7-00	W, 6-2	Fayetteville
4-8-00	L, 3-1	Fayetteville
4-8-00	W, 4-2	Fayetteville
3-34-01	W, 6-0	Auburn
3-24-01	W, 5-2	Auburn
3-25-01	W, 4-3	Auburn
3-23-02	W, 6-2	Fayetteville
3-23-02	W, 4-0	Fayetteville
3-24-02	W, 3-2	Fayetteville
3-15-03	W, 4-1	Auburn
3-16-03	L, 2-0	Auburn
3-16-03	L, 3-2	Auburn
3-13-04	L, 1-0 (9)	Fayetteville
3-14-04	L, 9-0 (6)	Fayetteville
3-14-04	L, 3-0	Fayetteville
3-12-05	L, 4-0	Auburn
3-12-05	L, 10-1 (6)	Auburn
3-13-05	L, 10-2 (5)	Auburn
4-22-06	L, 4-5	Fayetteville (18)
4-22-06	W, 2-0	Fayetteville (18)
4-23-06	L, 1-2	Fayetteville (18)
3-27-07	L, 0-5	Fayetteville
3-27-07	L, 2-3	Fayetteville
3-18-08	L, 6-9	Auburn
3-18-08	L, 3-5	Auburn
4-4-09	L, 3-4	Fayetteville
4-4-09	W, 4-2	Fayetteville
4-5-09	L, 4-5	Fayetteville
5-8-10	L, 3-4	Auburn
5-8-10	L, 2-3 (8)	Auburn
5-9-10	L, 1-2	Auburn
Ball State (1-1)		
3-7-97	L, 4-2	Tampa, Fla.
2-27-09	W, 1-0	Fayetteville

TEAM BY TEAM

Baylor (0-1)
2-9-01 L, 3-1 Arlington, Texas

Bethune-Cookman (4-0)
2-13-00 W, 12-3 Arlington, Texas
2-9-01 W, 3-0 Arlington, Texas
2-2-02 W, 4-3 Daytona Beach, Fla.
2-3-02 W, 2-1 Daytona Beach, Fla.

Bradley (1-0)
2-27-09 W, 10-5 Fayetteville

Boston College (1-0)
2-16-02 W, 4-0 College Station, Texas

Buffalo (1-0)
2-20-10 W, 6-0 Denton, Texas

Butler (1-0)
2-21-04 W, 5-3 Las Vegas, Nev.

California (0-1)
3-19-98 L, 7-0 Sacramento, Calif.

Cal Poly-SLO (0-3)
2-28-98 L, 2-0 Santa Barbara, Calif.
3-1-98 L, 4-0 Santa Barbara, Calif.
2-5-05 L, 8-0 (6) San Luis Obispo

UC-Santa Barbara (0-1)
2-27-98 L, 9-8 Santa Barbara

CS-Northridge (2-2)
2-20-97 L, 4-3 San Diego, Calif.
2-19-00 W, 1-0 San Diego, Calif.
5-18-00 W, 5-0 Norman, Okla.
3-3-03 L, 7-4 St. George, Utah

CS-Sacramento (0-3)
2-22-97 L, 7-1 San Diego, Calif.
3-21-97 L, 3-1 Sacramento, Calif.
2-4-05 L, 4-0 San Luis Obispo, Calif.

UC-Riverside (2-0)
2-9-02 W, 4-2 Long Beach, Calif.
2-10-02 W, 4-1 Long Beach, Calif.

Centenary (10-1)
2-21-98 W, 9-0 Monroe, La.
3-6-99 W, 9-1 Fayetteville
3-7-99 W, 8-0 Fayetteville
3-23-05 W, 3-1 Shreveport
3-23-05 W, 6-5 Shreveport
2-17-06 L, 4-6 Shreveport
3-5-06 W, 3-0 Fayetteville
3-5-06 W, 1-0 Fayetteville
2-10-08 W, 13-1 (6) Texarkana, Ark.
2-10-08 W, 9-1 (5) Texarkana, Ark.
4-15-09 W, 6-2 Sherwood, Ark.

Central Florida (3-1)
2-2-02 L, 6-5 Daytona Beach, Fla.
2-3-02 W, 2-1 Daytona Beach, Fla.
2-8-03 W, 6-2 St. Augustine, Fla.
2-26-10 W, 6-0 Columbus, Ga.

Coastal Carolina (2-0)
3-11-02 W, 7-1 Myrtle Beach, SC
3-11-02 W, 2-1 Myrtle Beach, SC

Colorado State (2-2)
3-13-99 W, 2-0 San Diego, Calif.
2-5-05 W, 2-1 San Luis Obispo, Calif.
2-6-06 L, 6-4 San Luis Obispo, Calif.
2-24-07 L, 1-6 Fayetteville

Creighton (3-2)
3-1-97 W, 2-1 Fayetteville
3-2-97 L, 1-0 Fayetteville
3-6-98 L, 3-2 Fayetteville
2-24-08 W, 7-2 Fayetteville
3-1-08 W, 10-1 Tempe, Ariz.

DePaul (0-1)
3-6-98 L, 6-2 Fayetteville

Drake (5-3)
2-17-01 W, 2-1 Monroe, La.
2-24-06 W, 1-0 (8) Fayetteville
2-15-08 W, 5-4 (8) Minneapolis, Minn.
3-2-08 L, 0-10 (5) Tempe, Ariz.
2-13-09 L, 5-6 Minneapolis, Minn.
3-6-09 W, 6-3 Stillwater, Okla.
2-13-10 L, 1-2 Minneapolis, Minn.
2-21-10 W, 3-2 Columbus, Ga.

East Carolina (0-1)
3-8-97 L, 3-1 Tampa, Fla.

Eastern Michigan (1-0)
3-5-00 W, 6-1 Miami, Fla.

Eastern Illinois (1-0)
3-5-10 W, 9-1 (6) Fayetteville

Evansville (0-3)
2-27-98 L, 1-0 Santa Barbara, Calif.
3-1-98 L, 7-1 Santa Barbara, Calif.
2-7-03 L, 2-0 St. Augustine, Fla.

FLORIDA* (11-29)
3-5-97 L, 2-1 Gainesville
3-5-97 L, 3-1 Gainesville
4-22-98 L, 2-1 Fayetteville
4-22-98 W, 4-3 Fayetteville
3-26-99 W, 4-0 Gainesville
3-26-99 L, 2-0 Gainesville
3-25-00 W, 2-1 Fayetteville (24)
3-25-00 W, 8-7 Fayetteville (24)
5-13-00 W, 2-1 Columbus, Ga.
3-31-01 L, 2-1 Fayetteville
3-31-01 L, 1-0 Fayetteville
4-1-01 W, 1-0 Fayetteville
3-30-02 L, 4-1 Gainesville
3-30-02 L, 2-1 Gainesville
3-31-02 W, 4-1 Gainesville
3-22-03 L, 2-1 Fayetteville
3-22-03 W, 2-1 Fayetteville
3-23-03 L, 5-1 Fayetteville
2-7-04 L, 4-3 Gainesville
3-20-04 L, 3-1 Gainesville
3-20-04 L, 7-2 Gainesville
3-21-04 W, 5-4 (11) Gainesville
3-19-05 L, 2-1 (8) Fayetteville (16)
3-19-05 L, 9-0 Fayetteville (16)
3-20-05 L, 8-0 (5) Fayetteville (16)
3-25-06 L, 8-9 Gainesville
3-25-06 W, 5-1 Gainesville
3-26-06 L, 2-3 (10) Gainesville
4-6-07 L, 0-4 Gainesville (23)
4-6-07 L, 0-5 Gainesville (23)
4-7-07 W, 1-0 Gainesville (23)
3-14-08 L, 0-1 Fayetteville (4)
3-14-08 L, 1-3 Fayetteville (4)
3-15-08 L, 2-7 Fayetteville (4)
4-25-09 L, 0-11 Gainesville (1)
4-25-09 L, 0-11 Gainesville (1)
4-26-09 L, 0-6 Gainesville (1)
4-10-10 L, 5-9 Fayetteville (4)
4-10-10 L, 2-12 (5) Fayetteville (4)
4-11-10 L, 1-6 Fayetteville (4)

Georgia Southern (2-0)
2-2-03 W, 13-6 St. George, Utah
2-3-03 W, 3-2 St. George, Utah

Georgia State (1-1)
3-22-01 W, 7-0 Atlanta, Ga.
3-22-01 L, 3-2 Atlanta, Ga.

Georgia Tech (2-3)
2-17-01 W, 3-2 Arlington, Texas
3-21-01 L, 4-0 Atlanta, Ga.
3-18-03 L, 3-2 Atlanta, Ga.
3-18-03 W, 3-2 Atlanta, Ga.
2-27-10 L, 2-11 Columbus, Ga.

Hawaii (1-1)
2-20-97 W, 5-4 San Diego, Calif.
3-20-98 L, 3-0 Sacramento, Calif.

Hofstra (1-0)
3-7-97 W, 6-5 Tampa, Fla.

Houston (2-0)
2-9-01 W, 14-10 Arlington, Texas
1-31-03 W, 5-4 San Marcos, Texas

Illinois (0-1)
2-28-10 L, 4-7 Columbus, Ga.

Illinois-Chicago (1-0)
2-10-01 W, 6-2 Arlington, Texas

Indiana State (2-0)
3-12-08 W, 12-2 (5) Fayetteville
3-12-08 W, 4-1 Fayetteville

Iowa (4-1)
2-11-06 W, 1-0 Miami, Fla. (24)
2-12-06 L, 1-5 Miami, Fla. (24)
2-17-08 W, 5-3 Minneapolis, Minn.
2-12-10 W, 2-1 Minneapolis, Minn.
2-27-10 W, 3-2 Columbus, Ga.

Iowa State (1-1)
2-14-10 W, 4-2 Minneapolis, Minn.
3-6-10 L, 1-2 Fayetteville

Jacksonville (1-1)
2-7-03 L, 3-2 St. Augustine, Fla.
3-19-04 W, 2-1 Jacksonville, Fla.

Jacksonville State (4-0)
3-16-98 W, 12-6 Jacksonville, Ala.
3-16-98 W, 1-0 Jacksonville, Ala.
3-3-06 W, 2-1 (11) Fayetteville
3-3-06 W, 6-2 Fayetteville

Fordhan (1-0)
2-22-09 W, 7-3 Boca Raton, Fla.

GEORGIA* (12-27)
4-13-97 W, 2-1 Fayetteville
4-13-97 L, 4-3 Fayetteville
4-12-98 W, 3-1 Athens
4-12-98 W, 2-1 Athens
4-18-99 W, 3-2 Fayetteville
4-18-99 W, 1-0 Fayetteville
4-14-00 W, 7-4 Athens
4-14-00 W, 4-0 Athens
4-7-01 L, 3-1 Fayetteville
4-7-01 W, 6-1 Fayetteville
4-8-01 W, 3-2 Fayetteville
4-6-02 L, 4-3 Athens (23)
4-6-02 L, 3-2 Athens (23)
4-7-02 L, 3-1 Athens (23)
3-29-03 L, 6-1 Fayetteville (9)
3-29-03 L, 11-0 Fayetteville (9)
3-30-03 L, 4-0 Fayetteville (9)
3-27-04 L, 8-0 (6) Athens (5)
3-27-04 L, 5-2 Athens (5)
3-28-04 L, 2-1 Athens (5)
3-25-05 L, 1-0 Fayetteville (13)
3-25-05 L, 10-0 (5) Fayetteville (13)
3-26-05 L, 10-4 Fayetteville (13)
2-10-06 L, 6-7 (9) Miami, Fla. (10)
3-11-06 L, 1-6 Athens (12)
3-11-06 L, 3-6 Athens (12)
3-12-06 W, 1-0 Athens (12)
5-11-06 L, 0-2 Athens (8)
4-28-07 L, 0-5 Fayetteville
4-28-07 L, 2-7 Fayetteville
4-29-07 L, 3-5 Fayetteville
3-29-08 L, 1-3 Athens (15)
3-29-08 L, 1-13 (5) Athens (15)
3-30-08 L, 1-3 Athens (15)
5-3-09 L, 0-8 Fayetteville (9)
5-3-09 L, 2-8 Fayetteville (9)
4-2-10 W, 3-2 Athens (8)
4-2-10 W, 10-5 Athens (8)
4-3-10 L, 0-4 Athens (8)

Georgia Southern (2-0)
2-2-03 W, 13-6 St. George, Utah
2-3-03 W, 3-2 St. George, Utah

Georgia State (1-1)
3-22-01 W, 7-0 Atlanta, Ga.
3-22-01 L, 3-2 Atlanta, Ga.

Georgia Tech (2-3)
2-17-01 W, 3-2 Arlington, Texas
3-21-01 L, 4-0 Atlanta, Ga.
3-18-03 L, 3-2 Atlanta, Ga.
3-18-03 W, 3-2 Atlanta, Ga.
2-27-10 L, 2-11 Columbus, Ga.

Hawaii (1-1)
2-20-97 W, 5-4 San Diego, Calif.
3-20-98 L, 3-0 Sacramento, Calif.

Hofstra (1-0)
3-7-97 W, 6-5 Tampa, Fla.

Houston (2-0)
2-9-01 W, 14-10 Arlington, Texas
1-31-03 W, 5-4 San Marcos, Texas

Illinois (0-1)
2-28-10 L, 4-7 Columbus, Ga.

Illinois-Chicago (1-0)
2-10-01 W, 6-2 Arlington, Texas

Indiana State (2-0)
3-12-08 W, 12-2 (5) Fayetteville
3-12-08 W, 4-1 Fayetteville

Iowa (4-1)
2-11-06 W, 1-0 Miami, Fla. (24)
2-12-06 L, 1-5 Miami, Fla. (24)
2-17-08 W, 5-3 Minneapolis, Minn.
2-12-10 W, 2-1 Minneapolis, Minn.
2-27-10 W, 3-2 Columbus, Ga.

Iowa State (1-1)
2-14-10 W, 4-2 Minneapolis, Minn.
3-6-10 L, 1-2 Fayetteville

Jacksonville (1-1)
2-7-03 L, 3-2 St. Augustine, Fla.
3-19-04 W, 2-1 Jacksonville, Fla.

Jacksonville State (4-0)
3-16-98 W, 12-6 Jacksonville, Ala.
3-16-98 W, 1-0 Jacksonville, Ala.
3-3-06 W, 2-1 (11) Fayetteville
3-3-06 W, 6-2 Fayetteville

Iowa State (1-1)
2-14-10 W, 4-2 Minneapolis, Minn.
3-6-10 L, 1-2 Fayetteville

Jacksonville (1-1)
2-7-03 L, 3-2 St. Augustine, Fla.
3-19-04 W, 2-1 Jacksonville, Fla.

Jacksonville State (4-0)
3-16-98 W, 12-6 Jacksonville, Ala.
3-16-98 W, 1-0 Jacksonville, Ala.
3-3-06 W, 2-1 (11) Fayetteville
3-3-06 W, 6-2 Fayetteville

Kansas (7-16)
3-21-97 L, 3-0 Sacramento, Calif.
3-11-98 L, 3-2 Fayetteville
3-11-98 W, 3-2 Fayetteville
3-20-98 W, 9-7 Sacramento, Calif.
3-16-99 W, 5-3 Lawrence
3-16-99 L, 6-1 Lawrence
3-29-00 L, 4-2 Fayetteville
3-29-00 W, 5-2 Fayetteville
3-28-01 L, 4-1 Lawrence
3-28-01 W, 3-0 Lawrence
3-27-02 L, 2-1 Fayetteville
3-27-02 L, 3-0 Fayetteville
4-16-03 W, 5-1 Lawrence
4-16-03 L, 1-0 Lawrence
4-21-04 L, 5-4 (10) Fayetteville
4-21-04 L, 1-0 (6) Fayetteville
2-11-05 L, 5-1 Las Cruces, N.M.
4-26-05 L, 7-2 Lawrence
4-26-05 L, 6-5 Lawrence
4-5-06 L, 1-2 Fayetteville
4-5-06 L, 0-1 Fayetteville
4-3-07 L, 2-4 Lawrence
4-3-07 W, 6-1 Lawrence

KENTUCKY* (26-13)
4-25-97 L, 4-3 Lexington
4-25-97 W, 4-3 Lexington
4-24-98 L, 5-2 Fayetteville
4-24-98 W, 8-0 Fayetteville
4-28-99 W, 2-0 Lexington
4-28-99 L, 4-2 Lexington
4-30-00 W, 2-1 Fayetteville
4-30-00 W, 2-1 Fayetteville
5-5-01 L, 3-1 Fayetteville
5-5-01 W, 4-0 Fayetteville
5-6-01 W, 1-0 Fayetteville
5-11-01 W, 1-0 Chattanooga, Tenn.
5-2-02 L, 6-5 Lexington
5-3-02 L, 4-0 Lexington
5-3-02 W, 7-2 Lexington
4-26-03 W, 2-1 Fayetteville
4-26-03 L, 4-0 Fayetteville
4-27-03 L, 7-6 Fayetteville
4-24-04 W, 1-0 (8) Lexington
4-24-04 L, 8-5 Lexington
4-25-04 W, 5-1 Lexington
4-23-05 W, 10-2 (6) Fayetteville
4-23-05 W, 4-0 Fayetteville
4-24-05 W, 10-2 (5) Fayetteville
4-14-06 L, 0-8 (6) Lexington
4-15-06 W, 2-1 Lexington
4-15-06 W, 2-0 Lexington
3-31-07 W, 14-8 Fayetteville
3-31-07 W, 5-2 Fayetteville
4-1-07 W, 2-0 Fayetteville
4-12-08 W, 6-5 (9) Lexington
4-12-08 W, 3-0 Lexington
4-13-08 W, 14-1 (5) Lexington
3-21-09 L, 4-11 Fayetteville
3-21-09 W, 8-5 Fayetteville
3-22-09 W, 4-3 Fayetteville
3-20-10 L, 2-4 Lexington
3-20-10 L, 0-5 Lexington
3-21-10 W, 9-8 Lexington

Long Beach State (1-3)
2-21-97 L, 7-3 San Diego, Calif.
2-18-00 L, 2-1 San Diego, Calif. (15)
2-8-02 W, 2-1 Long Beach, Calif.
2-10-02 L, 2-1 Long Beach, Calif.

TEAM BY TEAM

Louisiana-Lafayette (0-1)
3-5-10 L, 2-5 Fayetteville

Louisiana-Monroe (8-2)
2-19-01 L, 2-1 Monroe
2-26-05 W, 6-1 Fayetteville
2-27-05 W, 8-0 (5) Fayetteville
4-19-06 W, 3-2 Sherwood, Ark.
4-19-06 W, 4-3 Sherwood, Ark.
3-2-07 W, 1-0 Fayetteville
3-3-07 L, 1-4 Fayetteville
3-4-07 W, 8-5 Fayetteville
4-2-08 W, 3-0 Sherwood, Ark.
4-2-08 W, 6-0 Sherwood, Ark.

Louisiana Tech (4-1)
2-20-98 L, 5-1 Monroe, La.
4-18-07 W, 1-0 Sherwood, Ark.
4-18-07 W, 5-4 Sherwood, Ark.
3-13-10 W, 5-2 Fayetteville
3-14-10 W, 5-3 (9) Fayetteville

Loyola Marymount (3-1)
3-12-99 L, 5-1 San Diego, Calif.
3-13-99 W, 4-3 San Diego, Calif.
2-8-01 W, 2-1 Long Beach, Calif.
2-9-02 W, 3-0 Long Beach, Calif.

LSU* (8-42)
4-18-97 L, 3-0 Fayetteville
4-18-97 L, 2-1 Fayetteville
4-19-97 W, 2-1 Fayetteville
4-19-97 L, 7-1 Fayetteville
4-17-98 L, 1-0 Baton Rouge
4-17-98 L, 1-0 Baton Rouge
4-18-98 L, 3-1 Baton Rouge
4-18-98 L, 8-0 Baton Rouge
5-8-98 L, 2-1 Columbus, Ga.
4-23-99 L, 3-1 Fayetteville
4-23-99 L, 4-0 Fayetteville
4-24-99 L, 9-0 Fayetteville
4-24-99 W, 2-1 Fayetteville
5-14-99 L, 10-0 Columbus, Ga.
5-16-99 L, 4-3 (10) Columbus, Ga.
4-21-00 L, 3-1 Baton Rouge(7)
4-21-00 L, 7-0 Baton Rouge (7)
4-22-00 L, 3-1 Baton Rouge (7)
4-22-00 L, 9-0 Baton Rouge (7)
5-12-00 L, 2-0 Columbus, Ga.
3-3-01 L, 3-0 Baton Rouge (7)
3-3-01 W, 3-2 Baton Rouge (7)
3-4-01 L, 5-0 Baton Rouge (7)
4-2-02 L, 3-0 Fayetteville (5)
4-2-02 L, 4-0 Fayetteville (5)
4-3-02 L, 5-0 Fayetteville (5)
4-22-03 L, 10-1 Baton Rouge (11)
4-22-03 W, 6-5 Baton Rouge (11)
4-22-03 L, 8-0 Baton Rouge (11)
4-6-04 L, 7-0 Fayetteville (4)
4-6-04 L, 8-0 Fayetteville (4)
4-7-04 L, 10-1 (5) Fayetteville (4)
4-6-05 W, 5-3 Baton Rouge
4-6-05 L, 8-3 Baton Rouge
4-7-05 L, 6-4 Baton Rouge
4-25-06 W, 3-2 Fayetteville (11)
4-26-06 L, 3-4 Fayetteville (11)
4-26-06 W, 3-2 (9) Fayetteville (11)
4-21-07 L, 0-5 Fayetteville (6)
4-21-07 L, 0-7 Fayetteville (6)
4-22-07 L, 1-3 Fayetteville (6)
4-26-08 L, 0-4 Baton Rouge (15)
4-26-08 L, 6-8 (8) Baton Rouge (15)
4-27-08 L, 0-4 Baton Rouge (15)
4-10-09 W, 8-7 Fayetteville
4-10-09 L, 4-10 Fayetteville
4-11-09 L, 4-7 Fayetteville
4-17-10 L, 2-4 Baton Rouge
4-17-10 L, 2-3 (10) Baton Rouge
4-18-10 L, 2-3 Baton Rouge

McNeese State (2-0)
2-20-99 W, 2-1 Fayetteville
2-21-99 W, 7-2 Fayetteville

Maine (1-0)
2-23-01 W, 2-0 Fayetteville

Marshall (1-1)
4-9-04 W, 1-0 (11) Fayetteville
4-10-04 L, 3-0 Fayetteville

Memphis (1-0)
4-21-10 W, 6-1 Sherwood, Ark.

Michigan (0-1)
2-23-97 L, 6-0 San Diego, Calif.

Michigan State (0-1)
3-7-97 L, 8-0 Tampa, Fla.

Minnesota (2-2)
2-15-03 L, 7-4 Tucson, Ariz.
2-17-08 W, 2-1 Minneapolis, Minn.
2-14-09 W, 3-2 Minneapolis, Minn.
2-13-10 L, 1-4 Minneapolis, Minn.

MISSISSIPPI* (29-17)
5-2-97 W, 2-1 Fayetteville
5-2-97 W, 2-1 Fayetteville
5-3-97 W, 5-1 Fayetteville
5-3-97 W, 6-2 Fayetteville
4-28-98 W, 2-1 Oxford
4-28-98 L, 4-3 Oxford
4-29-98 L, 1-0 Oxford
4-29-98 W, 3-0 Oxford
5-7-99 W, 4-1 Fayetteville
5-7-99 W, 3-2 Fayetteville
5-8-99 W, 6-0 Fayetteville
5-8-99 W, 4-2 Fayetteville
5-3-00 W, 3-0 Oxford
5-3-00 W, 2-0 Oxford
5-4-00 W, 5-0 Oxford
5-4-00 W, 7-3 Oxford
4-18-01 W, 2-1 Fayetteville
4-18-01 W, 2-0 Fayetteville
4-19-01 W, 2-0 Fayetteville
4-17-02 W, 1-0 Oxford
4-17-02 L, 3-2 Oxford
4-18-02 W, 5-2 Oxford
3-12-03 L, 3-2 Fayetteville
3-12-03 W, 4-1 Fayetteville
3-13-03 W, 4-2 Fayetteville
3-13-04 L, 5-4 (11) Oxford
3-14-04 L, 2-0 Oxford
3-14-04 W, 1-0 (9) Oxford
5-3-05 L, 2-1 Fayetteville
5-3-05 L, 4-1 Fayetteville
5-4-05 L, 1-0 (9) Fayetteville
3-21-06 L, 1-2 Oxford
3-21-06 W, 4-3 Oxford
3-22-06 W, 9-0 (5) Oxford
4-17-07 W, 7-0 Oxford
4-17-07 L, 0-1 Oxford
4-18-07 L, 4-7 Oxford
4-19-08 W, 3-2 Fayetteville
4-19-08 L, 0-8 (5) Fayetteville
4-20-08 L, 1-6 Fayetteville
3-28-09 L, 4-5 Oxford
3-28-09 L, 2-3 Oxford
3-29-09 W, 6-0 Oxford
5-1-10 W, 11-3 Fayetteville
5-1-10 W, 9-0 Fayetteville
5-2-10 L, 6-10 Fayetteville

MISSISSIPPI STATE* (23-26)
3-28-97 L, 3-2 Starkville
3-27-97 W, 4-0 Starkville
3-28-97 W, 10-4 Starkville
3-28-97 W, 2-1 Starkville
3-27-98 L, 6-0 Fayetteville
3-27-98 W, 2-1 Fayetteville
3-28-98 L, 3-2 Fayetteville
3-28-98 L, 6-2 Fayetteville
4-3-99 L, 5-2 Starkville
4-3-99 L, 4-0 Starkville
4-4-99 L, 7-2 Starkville
4-4-99 L, 4-2 Starkville
3-31-00 W, 2-1 Fayetteville (19)
3-31-00 L, 4-3 Fayetteville (19)
4-1-00 L, 4-3 Fayetteville (19)
4-1-00 L, 4-0 Fayetteville (19)
5-11-00 W, 2-1 Columbus, Ga. (19)
4-28-01 L, 2-1 Starkville
4-18-01 L, 1-0 Starkville

4-19-01 L, 3-0 Starkville
5-12-01 W, 7-2 Chattanooga, Tenn.
4-27-02 W, 1-0 Fayetteville
4-27-02 W, 7-6 Fayetteville
4-28-02 W, 7-0 Fayetteville
5-10-02 L, 5-1 Chattanooga, Tenn.
4-18-03 W, 5-1 Starkville
4-18-03 L, 3-2 Starkville
4-19-03 W, 4-1 Starkville
4-17-04 L, 2-0 Fayetteville
4-17-04 L, 8-0 (6) Fayetteville
4-18-04 W, 4-2 Fayetteville
4-16-05 L, 5-4 Starkville
4-16-05 L, 1-0 Starkville
4-17-05 L, 2-1 Starkville
3-18-06 L, 0-5 Fayetteville (22)
3-18-06 L, 2-5 Fayetteville (22)
3-19-06 W, 4-2 Fayetteville (22)
5-4-07 L, 1-3 Starkville
5-4-07 W, 11-8 Starkville
5-5-07 L, 0-8 (5) Starkville
5-3-08 W, 3-1 Fayetteville (23)
5-3-08 L, 1-9 (5) Fayetteville (23)
5-4-08 W, 7-6 Fayetteville (23)
3-17-09 W, 8-3 Starkville
3-17-09 W, 5-1 Starkville
3-18-09 W, 3-2 Starkville
3-27-10 W, 7-2 Fayetteville
3-27-10 W, 11-6 Fayetteville
3-28-10 W, 18-13 Fayetteville

Mississippi Valley St. (5-0)
2-28-04 W, 4-0 Fayetteville
2-28-04 W, 8-4 Fayetteville
2-29-04 W, 5-1 Fayetteville
3-5-05 W, 8-2 Fayetteville
3-6-05 W, 9-1 (6) Fayetteville

Missouri (2-4)
2-27-00 W, 6-2 Fayetteville
2-27-00 W, 5-1 Fayetteville
2-8-04 L, 5-3 Gainesville, Fla.
2-24-07 L, 3-6 Fayetteville
2-25-07 L, 11-12 Fayetteville
2-21-09 L, 0-8 Boca Raton, Fla.

Missouri-Kansas City (6-0)
2-8-03 W, 1-0 St. Augustine, Fla.
2-26-05 W, 7-1 Fayetteville
2-26-06 W, 3-0 Fayetteville
2-23-07 W, 7-0 Fayetteville
4-29-09 W, 7-1 Fayetteville
4-29-09 W, 16-1 Fayetteville

Missouri Southern (1-1)
3-3-99 L, 2-1 Fayetteville
3-3-99 W, 6-0 Fayetteville

Missouri State (16-17)
3-1-97 L, 4-0 Fayetteville
3-2-97 L, 5-2 Fayetteville
4-16-97 L, 6-0 Springfield
4-16-97 L, 8-3 Springfield
3-21-98 L, 3-0 Sacramento, Calif.
3-25-98 L, 1-0 Springfield
3-25-98 L, 4-2 Springfield
3-24-99 L, 3-0 Springfield
3-24-99 L, 3-2 Springfield
4-7-99 W, 2-1 Fayetteville
4-7-99 W, 2-1 Fayetteville
3-8-00 L, 5-4 Springfield
3-8-00 L, 10-2 Springfield
4-12-00 L, 1-0 Fayetteville
4-12-00 W, 5-0 Fayetteville
3-15-01 W, 5-4 Springfield
3-15-01 W, 5-0 Springfield
4-24-02 W, 4-0 Fayetteville
4-24-02 W, 4-3 Fayetteville
4-29-03 L, 7-0 Springfield
4-29-03 L, 5-4 Fayetteville
3-24-04 W, 6-5 (10) Fayetteville
3-24-04 W, 2-0 Fayetteville
4-13-05 L, 5-3 Springfield
4-13-05 W, 4-0 Springfield
2-26-06 W, 3-2 Fayetteville
4-11-06 W, 5-1 Fayetteville
4-11-06 W, 1-0 Fayetteville

4-29-08 L, 2-5 Springfield
4-29-08 W, 9-1 (5) Springfield
4-22-09 L, 1-2 Fayetteville
2-20-10 W, 6-5 Denton, Texas
4-28-10 W, 11-3 Springfield

Nebraska (2-2)
3-16-07 L, 2-6 Lincoln
3-17-07 L, 0-5 Lincoln
3-18-07 W, 5-4 Lincoln
2-26-10 W, 2-0 Columbus, Ga.

Nevada (1-0)
2-4-05 W, 3-1 San Luis Obispo, Calif.

New Mexico State (1-2)
2-26-99 W, 6-2 Las Cruces
2-28-99 L, 3-2 Las Cruces
2-13-05 L, 8-3 Las Cruces

Nicholls State (1-0)
2-21-98 W, 2-1 Monroe, La.

North Carolina (0-2)
2-10-06 L, 0-5 Miami, Fla.
2-12-06 L, 4-8 Miami, Fla.

North Dakota State (2-2)
2-25-06 W, 3-0 Fayetteville
3-16-07 L, 0-10 (5) Lincoln, Neb.
3-17-07 W, 2-1 Lincoln, Neb.
3-18-07 L, 5-6 Lincoln, Neb.

North Texas (1-1)
3-6-07 W, 7-3 Fayetteville
2-19-10 L, 2-10 Denton, Texas

Northern Colorado (2-1)
2-22-08 W, 6-0 Fayetteville
2-22-08 W, 12-2 (5) Fayetteville
3-7-09 L, 2-6 Stillwater, Okla.

Northern Illinois (1-0)
2-21-04 W, 1-0 (8) Las Vegas, Nev.

Northern Iowa (2-3)
3-2-07 L, 0-3 Fayetteville
3-3-07 W, 9-1 (6) Fayetteville
3-4-07 W, 8-5 Fayetteville
2-15-08 L, 0-3 Minneapolis, Minn.
2-25-09 L, 0-7 Minneapolis, Minn.

Northwestern (0-2)
5-20-00 L, 4-1 Norman, Okla.
2-15-03 L, 8-0 Tucson, Ariz.

Northwestern State (4-6)
2-20-98 L, 5-1 Monroe, La.
2-11-00 L, 2-1 Arlington, Texas
2-12-00 W, 5-3 Arlington, Texas
2-22-04 L, 6-1 (5 rain) Las Vegas, Nev.
5-9-04 L, 2-0 Fayetteville
5-9-04 L, 6-3 (8) Fayetteville
3-5-05 L, 5-2 Fayetteville
3-6-05 W, 2-1 Fayetteville
3-4-06 W, 7-0 Fayetteville
3-4-06 W, 3-1 (8) Fayetteville

Notre Dame (2-2)
2-26-00 W, 4-2 Fayetteville
2-26-00 L, 2-1 Fayetteville
2-24-01 L, 4-3 Fayetteville (14)
2-25-01 W, 2-0 Fayetteville (14)

Ohio State (2-1)
3-4-00 W, 2-0 Miami, Fla.
3-2-01 L, 2-1 Miami, Fla.
3-4-01 W, 1-0 Miami, Fla.

Oklahoma (2-15)
2-13-00 L, 5-3 Arlington, Texas (8)
2-23-00 L, 0-3 Norman (8)
2-23-00 L, 6-2 Norman (8)
2-10-01 L, 8-0 Arlington, Texas(2)
2-20-01 L, 2-0 Fayetteville (2)
2-20-01 L, 3-2 Fayetteville (2)

TEAM BY TEAM

3-2-05 L, 12-0 (5) Norman (12)
 3-2-05 L, 8-0 (6) Norman (12)
 5-1-06 L, 4-5 Fayetteville (23)
 5-1-06 L, 0-5 Fayetteville (23)
 2-28-07 L, 0-14 (5) Norman (6)
 2-28-07 L, 2-10 (5) Norman (6)
 4-7-08 W, 3-2 Fayetteville (11)
 4-7-08 L, 2-3 (8) Fayetteville (11)
 5-17-08 L, 5-6 (11) Norman (7)
 4-8-09 W, 8-7 Norman (13)
 5-16-09 L, 2-21 Norman
 3-24-10 L, 1-6 Fayetteville

Oklahoma City (12-7-1)

3-1-97 L, 9-1 Fayetteville
 2-21-98 L, 3-2 Monroe, La.
 4-14-98 W, 1-0 Fayetteville
 4-14-98 L, 5-3 Fayetteville
 2-16-99 W, 8-7 Fayetteville
 2-16-99 W, 7-3 Fayetteville
 3-6-99 W, 4-3 Fayetteville
 3-7-99 W, 3-2 Fayetteville
 4-4-00 W, 2-1 Fayetteville
 4-4-00 W, 5-0 Fayetteville
 4-24-01 W, 2-0 Fayetteville
 4-24-01 W, 2-1 Fayetteville
 4-23-02 W, 2-0 Fayetteville
 4-23-02 T, 0-0 (rain) Fayetteville
 3-25-04 L, 1-0 Fayetteville
 3-25-04 L, 5-1 Fayetteville
 4-19-05 L, 1-0 Fayetteville
 4-19-05 W, 7-4 Fayetteville
 3-16-06 L, 6-7 Fayetteville
 3-16-06 W, 7-0 (1) Fayetteville

Oklahoma State (6-4)

4-11-01 W, 3-0 Stillwater
 5-10-02 W, 3-0 Fayetteville
 3-31-04 L, 2-1 Stillwater
 3-29-05 L, 4-3 Fayetteville
 3-29-06 L, 1-8 Tulsa, Okla.
 2-9-08 W, 4-3 Texarkana, Ark.
 2-9-08 W, 3-2 (9) Texarkana, Ark.
 3-26-08 W, 4-0 Fayetteville
 3-8-09 L, 6-7 Stillwater
 4-1-09 W, 8-0 Tulsa, Okla.

Oregon (3-2)

2-23-02 W, 5-1 Fayetteville
 2-23-02 L, 3-0 Fayetteville
 2-24-02 W, 8-5 Fayetteville
 2-2-03 W, 3-1 San Marcos, Texas
 5-17-08 L, 0-3 Norman, Okla.

Oregon State (0-2)

2-26-99 L, 10-1 Las Cruces
 5-19-00 L, 4-1 Norman, Okla. (13)

Pacific (0-3)

3-18-97 L, 2-1 Stockton, Calif. (19)
 3-18-97 L, 6-2 Stockton, Calif. (19)
 3-20-98 L, 5-1 Sacramento, Calif.

Penn State (0-1)

2-24-06 L, 2-3 (10) Fayetteville

Pittsburgh (1-0)

3-3-00 W, 2-0 Miami, Fla.

Pittsburg State (2-0)

2-20-99 W, 9-0 Fayetteville
 2-21-99 W, 7-1 Fayetteville

Purdue (2-1)

3-13-99 L, 11-10 San Diego, Calif.
 2-12-00 W, 3-2 Arlington, Texas
 2-13-05 W, 7-6 Las Cruces, N.M.

Rutgers (1-0)

2-18-07 W, 8-6 College Station, Texas

Saint Louis (1-0)

2-24-08 W, 18-3 Fayetteville

Samford (1-0)

2-8-09 W, 6-2 Hattiesburg, Miss.

Sam Houston State (1-1)
 2-20-05 L, 1-0 Corpus-Christi, Texas
 2-19-10 W, 12-1 Denton, Texas

San Diego State (1-1)

2-21-97 L, 5-2 San Diego
 2-19-00 W, 2-1 San Diego

San Jose State (1-1)

3-21-97 L, 4-3 Sacramento, Calif.
 2-29-08 W, 9-2 Tempe, Ariz.

SOUTH CAROLINA* (14-23)

4-10-98 L, 2-1 Columbia
 4-10-98 W, 5-4 Columbia
 4-16-99 W, 1-0 Fayetteville
 4-16-99 W, 1-0 Fayetteville
 5-13-99 W, 4-1 Columbia, Ga.
 4-15-00 W, 4-0 Columbia (19)
 4-15-00 W, 4-3 Columbia (19)
 5-13-00 W, 3-1 Columbia, Ga. (25)
 5-14-00 L, 2-1 Columbia, Ga. (25)
 3-10-01 L, 2-1 Fayetteville (18)
 3-10-01 L, 1-0 Fayetteville (18)
 3-11-01 W, 4-0 Fayetteville (18)
 5-12-01 L, 1-0 Chattanooga, Tenn. (22)
 3-9-02 L, 4-0 Columbia (24)
 4-23-02 W, 5-2 Columbia (24)
 3-10-02 L, 4-1 Columbia (24)
 3-25-03 L, 5-2 Fayetteville (14)
 3-25-03 L, 6-1 Fayetteville (14)
 3-26-03 L, 5-1 Fayetteville (14)
 3-16-04 L, 6-1 Columbia (15)
 3-16-04 L, 2-1 (8) Columbia (15)
 3-17-04 L, 6-5 Columbia (15)
 3-8-05 L, 6-1 Fayetteville
 3-8-05 L, 3-0 Fayetteville
 3-9-05 L, 5-3 Fayetteville
 4-9-06 L, 0-3 Columbia
 4-9-06 L, 0-1 Columbia
 3-10-07 L, 0-1 Fayetteville
 3-10-07 L, 0-7 Fayetteville
 3-11-07 L, 1-4 Fayetteville
 3-8-08 L, 4-5 Columbia
 3-8-08 W, 3-2 Columbia
 3-9-08 L, 0-4 Columbia
 3-11-09 W, 4-0 Fayetteville
 3-11-09 W, 7-0 Fayetteville
 3-17-10 W, 8-5 Columbia
 3-17-10 W, 3-2 Columbia

South Florida (1-2)

2-6-04 L, 4-2 Gainesville, Fla.
 2-9-07 W, 6-5 Tampa, Fla. (22)
 2-10-07 L, 1-2 Tampa, Fla. (22)

Southern Illinois-Edwardsville (0-1)
 3-14-10 W, 9-3 Fayetteville

Southern Mississippi (5-3)

2-11-00 L, 7-0 Arlington, Texas
 3-21-02 W, 2-1 Hattiesburg, MS
 3-21-02 W, 3-2 Hattiesburg, MS
 4-1-03 W, 2-1 Fayetteville
 4-1-03 L, 7-6 Fayetteville
 2-6-09 W, 5-3 Hattiesburg, Miss.
 2-7-09 L, 7-9 Hattiesburg, Miss.
 3-7-10 W, 2-1 Fayetteville

Southeast Missouri State (0-1)

3-13-10 W, 4-2 Fayetteville

Southwest Texas (0-1)

1-31-03 L, 4-1 San Marcos, Texas

Stanford (0-2)

2-22-97 L, 4-3 San Diego, Calif.
 2-18-00 L, 8-2 San Diego, Calif. (21)

Stephen F. Austin (0-3)

2-11-00 L, 1-0 Arlington, Texas
 3-16-05 L, 9-5 Fayetteville
 3-16-05 L, 7-6 Fayetteville

TENNESSEE* (11-26)

4-27-97 L, 8-0 Knoxville
 4-27-97 L, 9-2 Knoxville

4-26-98 W, 5-3 Fayetteville
 4-26-98 W, 2-0 Fayetteville
 5-8-98 L, 2-1 Columbus, Ga.
 4-27-99 L, 3-0 Knoxville
 4-27-99 L, 9-1 Knoxville
 5-15-99 W, 3-2 Columbus, Ga.
 5-16-99 W, 3-1 Columbus, Ga.
 4-28-00 W, 2-1 Fayetteville
 4-28-00 W, 5-3 Fayetteville
 4-14-01 L, 4-2 Knoxville
 4-14-01 W, 3-0 Knoxville
 4-15-01 L, 4-2 Knoxville
 4-13-02 W, 6-0 Fayetteville
 4-13-02 L, 8-2 Fayetteville
 4-14-02 W, 4-0 Fayetteville
 4-5-03 L, 1-0 Knoxville
 4-5-03 L, 9-2 Knoxville
 4-6-03 L, 2-0 Knoxville
 4-3-04 L, 7-3 Fayetteville (12)
 4-3-04 W, 6-3 Fayetteville (12)
 4-4-04 L, 6-0 Fayetteville (12)
 4-3-05 L, 6-0 Knoxville (4)
 4-3-05 L, 2-1 Knoxville (4)
 4-1-06 L, 0-5 Fayetteville (5)
 4-1-06 L, 1-8 Fayetteville (5)
 4-2-06 L, 0-6 Fayetteville (5)
 3-24-07 L, 0-4 Knoxville (1)
 3-24-07 L, 0-1 Knoxville (1)
 3-25-07 L, 0-5 Knoxville (1)
 3-21-08 W, 5-2 Fayetteville (8)
 3-21-08 L, 2-11 Fayetteville (8)
 3-22-08 L, 2-4 Fayetteville (8)
 3-25-09 L, 0-9 Knoxville (9)
 4-14-10 L, 1-3 Fayetteville (16)
 4-14-10 L, 3-5 Fayetteville (16)

Tennessee-Chattanooga (0-1)

2-6-04 L, 1-0 (9) Gainesville, Fla.

Tennessee Tech (2-0)

4-3-03 W, 2-1 Cookeville, Tenn.
 4-3-03 W, 7-1 Cookeville, Tenn.
 2-15-08 W, 2-1 Minneapolis, Minn.

Texas (0-1)

5-17-02 L, 6-2 Norman, Okla.

Texas-Arlington (2-1)

2-12-99 W, 2-1 Arlington
 2-11-05 W, 5-4 Las Cruces, N.M.
 2-18-05 L, 3-0 Corpus Christi, Texas

Texas-El Paso (1-0)

2-21-04 W, 5-0 Las Vegas, Nev.

Texas-San Antonio (2-1)

2-12-99 L, 3-2 Arlington, Texas
 2-16-07 W, 8-0 College Station, Texas
 2-17-07 W, 7-0 College Station, Texas

Texas A&M (0-6)

2-13-99 L, 0-2 Arlington, Texas
 2-15-02 L, 2-0 (9) College Station
 2-17-02 L, 2-0 College Station
 5-16-02 L, 6-2 Norman, Okla.
 2-16-07 L, 1-4 College Station (3)
 2-17-07 L, 0-11 (5) College Station (3)

Texas A&M-CC (3-2)

2-1-03 L, 3-0 San Marcos, Texas
 2-18-05 L, 2-0 Corpus Christi
 4-4-08 W, 11-2 (5) Fayetteville
 4-5-08 W, 8-1 Fayetteville
 4-5-08 W, 5-1 Fayetteville

Texas Tech (3-2)

2-14-99 L, 5-4 Arlington, Texas
 3-13-99 W, 4-1 San Diego, Calif.
 2-25-01 L, 2-1 Fayetteville
 2-25-01 W, 1-0 Fayetteville
 2-1-03 W, 6-5 San Marcos, Texas

Tulsa (10-7)

4-9-97 L, 4-3 Fayetteville
 4-9-97 W, 9-7 Fayetteville
 4-1-98 W, 4-1 Tulsa
 4-1-98 L, 2-1 Tulsa

2-12-99 W, 5-0 Arlington, Texas
 4-21-99 W, 4-6 Fayetteville
 4-21-99 W, 2-1 Fayetteville
 3-23-00 L, 3-0 Tulsa
 4-11-01 W, 10-0 Stillwater, Okla.
 4-10-02 W, 7-1 Fayetteville
 3-31-04 L, 6-0 Stillwater, Okla.
 3-29-05 W, 7-2 Fayetteville
 3-29-06 L, 4-7 Tulsa
 3-26-08 L, 1-2 Fayetteville
 5-16-08 W, 7-5 Norman, Okla.
 4-1-09 W, 9-5 Stillwater, Okla.
 5-15-09 L, 0-6 Norman, Okla.
 3-31-10 L, 2-4 Tulsa
 3-31-10 W, 3-1 Tulsa

Toledo (0-1)

3-22-97 L, 2-1 Sacramento, Calif.

UAB (1-2)

2-17-06 L, 1-9 (5) Shreveport, La.
 2-8-08 W, 6-5 (8) Texarkana, Ark.
 2-8-08 L, 2-4 Texarkana, Ark.

UNLV (1-0)

2-21-04 W, 1-0 Las Vegas, Nev.

US Military Academy (Army) (1-0)

5-17-02 W, 2-0 Norman, Okla.

Utah (1-3)

2-27-99 L, 4-2 Las Cruces, N.M.
 3-13-99 L, 3-0 San Diego, Calif.
 2-15-02 L, 3-0 College Station, Texas
 2-16-02 W, 1-0 College Station, Texas

Utah State (3-0)

3-12-99 W, 3-0 San Diego, Calif.
 2-28-03 W, 7-0 St. George, Utah
 2-28-03 W, 9-0 St. George, Utah

Virginia (2-2)

2-25-00 W, 7-1 Fayetteville
 2-25-00 W, 2-0 Fayetteville
 2-9-07 L, 1-2 Tampa, Fla.
 2-11-07 L, 1-4 Tampa, Fla.

Virginia Tech (2-0)

2-18-01 W, 1-0 Monroe, La.
 3-1-02 W, 5-0 Chattanooga, Tenn.

Washington (0-1)

2-14-03 L, 12-3 Tucson, Ariz. (6)

Western Illinois (2-3)

3-14-07 L, 1-3 Fayetteville
 3-14-07 L, 1-2 Fayetteville
 2-16-08 W, 4-3 Minneapolis, Minn.
 2-14-09 W, 5-3 Minneapolis, Minn.
 2-12-10 L, 4-5 Minneapolis, Minn.

Western Kentucky (1-1)

2-10-07 L, 0-1 Tampa, Fla.
 2-7-09 W, 7-4 Hattiesburg, Miss.

Wichita State (4-3)

2-27-99 W, 7-4 Las Cruces, N.M.
 2-27-99 W, 1-0 Las Cruces, N.M.
 3-5-00 W, 4-2 Miami, Fla.
 3-3-01 W, 5-0 Miami, Fla.
 4-29-04 L, 1-0 Wichita
 4-29-04 L, 3-0 Wichita
 2-23-07 L, 1-3 Fayetteville

Wisconsin (1-1)

3-20-97 L, 5-0 Sacramento, Calif.
 3-1-02 W, 6-0 Chattanooga, Tenn.

Wisconsin-Green Bay (1-0)

2-15-09 W, 8-0 Minneapolis, Minn.

*SEC Teams

() denotes ranking at time of game

SINGLE GAME RECORDS - INDIVIDUAL

AT BATS

9	Aly Sartini vs. Alabama	3-21-99
9	Brett Erickson vs. Alabama	3-21-99
8	Dana Gulick vs. Alabama	3-21-99
8	Tiffany Woolley vs. Alabama	3-21-99
7	4 times*	
	Lolly Landgraf vs. Alabama	3-21-99

RUNS SCORED

5	Jessica Bachkora vs. Mississippi State	3-28-10
3	28 times*	
	Becca Carden vs. Mississippi State	3-28-10

HITS

5	Whitney Cloer vs. Kentucky	3-31-07
4	8 times*	
	Kayla Johnson at Mississippi State	3-18-09

RUNS BATTED IN

6	Miranda Dixon at Oklahoma	4-8-09
6	Dayna Huckabee vs. Indiana St.	3-12-08
6	Courtney Mitchell at Coastal Carolina	3-11-02
5	4 times*	
	Miranda Dixon vs. Alabama	4-24-10



Miranda Dixon

DOUBLES

3	4 times*	
	Sandra Smith at Missouri State	4-28-10
2	34 times*	
	Jessica Bachkora vs. Florida	4-10-10

TRIPLES

2	Jessica Bachkora at Missouri	2-25-07
1	Multiple times*	
	Jessica Bachkora at #15 LSU	4-26-08

HOME RUNS

2	9 times*	
	Layne McGuirt vs. Tennessee	4-14-10
	Jessica Bachkora at SIU-Edwardsville	3-14-10
	Jessica Bachkora vs. Missouri State	2-20-10
	Sandra Smith at Kentucky	3-21-10

TOTAL BASES

10	Whitney Cloer vs. Kentucky	3-31-07
10	Miranda Dixon at Louisiana-Monroe	3-4-07
9	Layne McGuirt vs. Tennessee	4-14-10
	Sandra Smith vs. Sam Houston State	2-19-10
	Whitney Cloer	3-21-09
	Miranda Dixon vs. Saint Louis	2-24-08
8	11 times*	
	Sandra Smith at Kentucky	3-21-10

WALKS

3	14 times*	
	Jessica Bachkora at Auburn	5-9-10

SACRIFICE FLIES

1	Multiple times*	
---	-----------------	--

SACRIFICE HITS

3	Rachel LeMaster vs. Tennessee	4-3-04
3	Julie Young at #19 South Carolina	4-15-00
2	41 times*	
	Becca Carden vs. Mississippi State	3-27-10

STOLEN BASES

3	Jessica Bachkora vs. Minnesota	2-14-09
3	Rachel LeMaster vs. Kentucky	4-24-05
3	Dana Gulick vs. Centenary	3-7-99
3	Dana Gulick at Tulsa	4-1-98
2	54 times*	
	Becca Carden vs. Missouri State	2-20-10

INNINGS PITCHED


16.0	Tammy Kincaid vs. Alabama	3-21-99
12.0	Tammy Kincaid at #19 South Carolina	4-15-00
12.0	Tammy Kincaid vs. UC Santa Barbara	2-27-98
11.0	Heather Schlichtman vs. Marshall	4-9-04
11.0	Heather Schlichtman at Florida	3-21-04

BATTERS FACED

66	Tammy Kincaid vs. Alabama	3-21-99
53	Tammy Kincaid vs. UC Santa Barbara	2-27-98
49	Tammy Kincaid at #19 South Carolina	4-15-00
47	Heather Schlichtman vs. Kentucky	4-27-03
45	2 times*	
	Heather Schlichtman at Mississippi	4-13-04

STRIKEOUTS

16	Heather Schlichtman vs. Marshall	4-9-04
15	Katy Henry vs. Texas-San Antonio	2-16-07
15	Katy Henry vs. Louisiana-Monroe	2-25-05
15	Heather Schlichtman vs. Auburn	3-13-04
15	Heather Schlichtman vs. Wichita St.	3-3-01



Whitney Cloer

STRIKEOUTS LOOKING

6	Katy Henry at Florida	3-25-06
6	Heather Schlichtman vs No. Illinois	2-21-04
6	Heather Schlichtman vs FIU	3-2-01
6	Tammy Kincaid at Hofstra	3-7-97
5	12 times*	
	Katy Henry vs Kansas	4-5-06

CHANCES

18	Shana Easley vs. Marshall	4-9-04
17	5 times*	
	Shana Easley vs. Louisiana-Monroe	2-26-05

PUTOUTS

16	Shana Easley vs. Louisiana-Monroe	2-26-05
16	Shana Easley vs. Marshall	4-9-04
16	Kim Eiben vs. Texas A&M	2-15-02
16	Danica White at Mississippi	5-4-00
16	Danica White vs. Alabama	3-21-99

ASSISTS

8	Tiffany Woolley vs. UCF	2-2-02
8	Aly Sartini vs. Alabama	3-21-99
8	Tiffany Woolley vs. Alabama	3-21-99
7	9 times*	
	Brittany Griffiths at Missouri State	4-28-10

ERRORS

3	12 times*	
	Dayna Huckabee at Missouri St.	4-29-08

*For multiple occurrences, the most recent is listed.



Layne McGuirt



Tammy Kincaid

SINGLE GAME RECORDS - TEAM

AT BATS

71 vs. Alabama
3-21-99
47 vs. UC Santa Barbara
2-27-98
43 vs. #7 Oklahoma
5-17-08
43 at FIU
1-31-02
43 at Jacksonville State
3-16-98

RUNS SCORED

18 vs. Saint Louis
2-24-08
18 vs. Mississippi State



66

3-28-10
16 vs. UMKC
4-29-09
14 at Kentucky
4-13-08
14 vs. Kentucky
3-31-07
14 vs. Houston
2-9-01

HITS

19 vs. Kentucky
3-31-07
19 vs. Houston
2-9-01
18 vs. Missouri-Kansas City
4-29-10
18 vs. UMKC
4-29-09
18 at Jacksonville State
3-16-98
18 vs. Alabama
3-21-99

RUNS BATTED IN

18 vs. Mississippi State
3-28-10
15 vs. UMKC
4-29-09
15 vs. Saint Louis
2-24-08
14 vs. Kentucky
3-31-07
13 vs. Houston
2-9-01
13 vs. Georgia Southern
3-2-03

DOUBLES

7 at Missouri State
4-28-10
5 8 times*
vs. UMKC
4-29-09
4 14 times*
vs. Samford
2-8-09

TRIPLES

3 vs. Centenary
3-7-99
2 10 times*
vs. UMKC
4-29-09

HOME RUNS

4 9 times*
at Kentucky
3-21-10
3 12 times*
vs. Auburn
4-5-09

WALKS

13 vs. Mississippi State
3-28-10
12 vs. #24 Florida
3-25-00
8 at Tulsa
4-1-09
8 vs. Oklahoma State
2-9-08
8 vs. Alabama-Birmingham
2-8-08

SACRIFICE FLIES

2 10 times*
vs. Western Kentucky
2-7-09

SACRIFICE HITS

6 at South Carolina
3-17-10
6 at Long Beach State
2-8-02
6 vs. Tulsa
4-9-97
5 6 times*
at Kentucky
3-20-10

STOLEN BASES

6 vs. Kentucky
4-23-05
6 vs. Loyola Marymount
3-13-99
5 7 times*
vs. Texas-San Antonio
2-16-07

INNINGS PITCHED

19.0 vs. Alabama
3-21-99
12.0 at #19 South Carolina
4-15-00
12.0 vs. UC Santa Barbara
2-27-98
11.0 5 times*
vs. #7 Oklahoma
5-17-09

STRIKEOUTS

16 vs. Marshall
4-9-04
15 vs. Texas-San Antonio
2-16-07
15 vs. Louisiana-Monroe
2-26-05
15 vs. Auburn
3-13-04
15 vs. Wichita State
3-3-01

BATTERS FACED

86 vs. Alabama
3-21-99
53 vs. UC Santa Barbara
2-27-98
52 vs. Oklahoma
5-16-09
49 at #19 South Carolina
4-15-00
47 Kentucky
4-27-03

STRIKEOUTS LOOKING

6 at Florida
3-25-06
6 vs. Northern Illinois
2-21-04
6 vs. FIU
3-2-01
6 at Mississippi
5-4-00
6 at Hofstra
3-7-97

CHANCES

86 vs. Alabama
3-21-99
57 at #19 South Carolina
3-15-00
55 vs. UC Santa Barbara
2-27-98
50 at FIU
1-31-02
50 vs. #24 Tennessee
5-15-99

PUTOUTS

56 vs. Alabama
3-21-99
36 at #19 South Carolina
4-15-00
36 vs. UC Santa Barbara
2-27-98
33 5 times*
vs. #7 Oklahoma
5-17-08

ASSISTS

37 vs. Mississippi
5-4-05
27 vs. Alabama
3-21-99
19 at #19 South Carolina
4-15-00
18 5 times*
vs. Texas A&M
2-15-02

ERRORS

7 at Missouri State
3-8-00
7 vs. Loyola Marymount
3-12-99
7 vs. Auburn
4-3-98
6 3 times*
vs. #21 Stanford
2-18-00

DOUBLE PLAYS

4 vs. Alabama
3-21-99
3 at Mississippi
3-21-06
2 35 times*
vs. Iowa State
3-6-10

*For multiple occurrences, the most recent is listed.

Becca Carden, Brittany Robison and Jessica Bachkora



Brittany Robison

SINGLE SEASON RECORDS - INDIVIDUAL

BATTING AVERAGE

(Min. 100 AB)	
1. Jessica Bachkora (2010)	.373
2. Rachel LeMaster (2005)	.363
3. Brett Erickson (2000)	.352
4. Kim Eiben (2003)	.345
5. Kayla Johnson (2008)	.338
6. Whitney Cloer (2009)	.335
7. Kim Bryant (1997)	.326
Jen Cirigliano (1997)	.326
9. Sandra Smith (2010)	.326
10. Miranda Dixon (2008)	.317

SLUGGING PCT.

(Min 100 AB)	
1. Jessica Bachkora (2010)	.740
2. Whitney Cloer (2009)	.627
3. Miranda Dixon (2008)	.623
4. Miranda Dixon (2010)	.606
5. Sandra Smith (2010)	.552
6. Kayla Johnson (2008)	.538
7. Miranda Dixon (2009)	.521
8. Sandra Smith (2008)	.505
9. Courtney Mitchell (2002)	.497
10. Samantha Buckner (2008)	.484

ON-BASE PCT.

(Min 100 AB)	
1. Jessica Bachkora (2010)	.500
2. Miranda Dixon (2010)	.470
3. Sandra Smith (2010)	.434
4. Miranda Dixon (2008)	.427
5. Whitney Cloer (2009)	.412
6. Brett Erickson (2000)	.406
7. Kim Eiben (2003)	.405
8. Rachel LeMaster (2005)	.399
9. Kayla Johnson (2008)	.393
10. Kim Bryant (1997)	.375

STOLEN BASE PCT.

(Min. 10 Attempts)	
1. Mindy O'Malley (2005)	.929
2. Dana Gulick (1999)	.917
3. Jessica Bachkora (2009)	.900
4. Rachel LeMaster (2005)	.871
5. Allie Benish (2004)	.867
6. Andy Wharton (2000)	.857
7. Dana Gulick (2000)	.850
8. Tiffany Woolley (2002)	.846
9. Sheri Wahrmond (1999)	.842
10. Jessica Bachkora (2008)	.833

GAMES PLAYED

1. Dana Gulick (2000)	75
Erin Stokey (2000)	75
Danica White (2000)	75
Jen Cirigliano (1999)	75
Brett Erickson (1999)	75
Dana Gulick (1999)	75
Tiffany Woolley (1999)	75
8. Jen Cirigliano (2000)	74
Danica White (1999)	74
10. Sheri Wahrmond (2000)	73

GAMES STARTED

1. Danica White (2000)	75
Brett Erickson (1999)	75
Tiffany Woolley (1999)	75
4. Jen Cirigliano (2000)	74
Dana Gulick (2000)	74
Jen Cirigliano (1999)	74
Danica White (1999)	74
8. Erin Stokey (2000)	73
Dana Gulick (1999)	73
10. Brett Erickson (2000)	71

AT-BATS

1. Dana Gulick (1999)	235
2. Erin Stokey (2000)	231
3. Brett Erickson (2000)	227
4. Brett Erickson (1999)	223
Tiffany Woolley (1999)	223
6. Danica White (2000)	220
7. Blaire Perry (2002)	216
8. Dana Gulick (2000)	214
9. Rachel LeMaster (2007)	211
10. Kayla Johnson (2008)	210



Dana Gulick

RUNS SCORED

1. Jessica Bachkora (2010)	62
2. Kayla Johnson (2008)	53
3. Jessica Bachkora (2008)	42
4. Dana Gulick (1999)	39
5. Dana Gulick (2000)	37
6. Miranda Dixon (2008)	35
Dana Gulick (1998)	35
8. Kayla Johnson (2009)	32
Jessica Bachkora (2009)	32
Mindy O'Malley (2005)	32

HITS

1. Brett Erickson (2000)	80
2. Rachel LeMaster (2005)	73
Dana Gulick (1999)	73
4. Kayla Johnson (2008)	71
5. Blaire Perry (2002)	67
6. Danica White (2000)	65
7. Dana Gulick (2000)	63
8. Brett Erickson (1999)	62
Tiffany Woolley (1999)	62
10. Erin Stokey (2000)	61

DOUBLES

1. Brett Erickson (2000)	21
2. Jessica Bachkora (2010)	18
3. Danica White (2000)	16
4. Miranda Dixon (2008)	15
5. Kim Eiben (2003)	14
6. Whitney Cloer (2009)	13
7. Kayla Johnson (2008)	13
8. Jessica Bachkora (2009)	12
Kallie Foglesong (2005)	12
Cortney Mitchell (2002)	12
Brett Erickson (1999)	12
Jen Cirigliano (1999)	12

TRIPLES

1. Jessica Bachkora (2007)	5
2. Dayna Huckabee (2008)	4
Dayna Huckabee (2007)	4
Danica White (2002)	4
Sheri Wahrmond (1999)	4
Sheri Wahrmond (1998)	4
Kim Bryant (1997)	4
9 times*	
8. Dayna Huckabee (2006)	3

HOME RUNS

1. Jessica Bachkora (2010)	15
2. Sandra Smith (2008)	14
3. Miranda Dixon (2008)	13
4. Miranda Dixon (2010)	12
5. Miranda Dixon (2009)	11
6. Whitney Cloer (2009)	10
Samantha Buckner (2008)	10
8. Sandra Smith (2010)	9
Kayla Johnson (2008)	9
10. Dayna Huckabee (2008)	7
Miranda Dixon (2007)	7
Cortney Mitchell (2002)	7

GRAND SLAMS

1. 6 times*	
Samantha Buckner (2008)	1
Sandra Smith (2008)	

RUNS BATTED IN

1. Sandra Smith (2010)	50
2. Miranda Dixon (2008)	47
3. Sandra Smith (2008)	45
4. Miranda Dixon (2010)	44
5. Miranda Dixon (2009)	40
6. Whitney Cloer (2009)	37
Kayla Johnson (2008)	37
Dayna Huckabee (2008)	37
9. Jen Cirigliano (2000)	36
10. Samantha Buckner (2008)	35

TOTAL BASES

1. Jessica Bachkora (2010)	131
2. Miranda Dixon (2008)	114
3. Kayla Johnson (2008)	113
4. Brett Erickson (2000)	106
5. Whitney Cloer (2009)	101
6. Sandra Smith (2010)	95
7. Miranda Dixon (2010)	94
8. Sandra Smith (2008)	92
9. Samantha Buckner (2008)	91
10. Danica White (2000)	90

WALKS

1. Sandra Smith (2010)	41
2. Jessica Bachkora (2010)	37
3. Sandra Smith (2008)	32
4. Sandra Smith (2010)	29
5. Danica White (1999)	28
6. Jen Cirigliano (1999)	27
7. Sandra Smith (2009)	26
8. Miranda Dixon (2008)	25
9. Jessica Bachkora (2008)	22
Jen Cirigliano (2000)	22

SACRIFICE FLIES

1. Courtney Breault (2010)	4
2. Whitney Cloer (2006)	3
Kallie Foglesong (2005)	3
Jen Cirigliano (1999)	3
5. 17 times*	
Stephanie Brewer (2010)	2
Emily Jones (2010)	2
Brittany Robison (2010)	2

SACRIFICE HITS


1. Blaire Perry (2002)	25
2. Tiffany Woolley (1999)	17
3. Dana Gulick (2000)	16
4. Blaire Perry (2003)	15
Andy Wharton (2000)	15
6. Julie Young (2001)	14
Jen Cirigliano (2000)	14
8. Becca Carden (2010)	12
9. 4 times*	
Kayla Johnson (2006)	11



Jessica Bachkora

STOLEN BASES

1. Dana Gulick (1999)	33
2. Rachel LeMaster (2005)	27
3. Rachel LeMaster (2007)	22
4. Blaire Perry (2002)	20
5. Rachel LeMaster (2006)	19
6. Jessica Bachkora (2009)	18
7. Dana Gulick (2000)	17
Dana Gulick (1998)	17
9. Jessica Bachkora (2007)	16
Sheri Wahrmond (1999)	16



Brett Erikson

SINGLE SEASON RECORDS - INDIVIDUAL

EARNED RUN AVERAGE

(Min. 75 IP)

1. Heather Schlichtman (2001)	0.93
2. Valanna Lyons (2002)	1.21
3. Rachel Talley (2000)	1.26
4. Tammy Kincaid (2000)	1.32
5. Tammy Kincaid (1999)	1.38
6. Rachel Talley (2001)	1.41
7. Heather Schlichtman (2002)	1.48
8. Heather Schlichtman (2004)	1.63
9. Tammy Kincaid (1998)	1.72
10. Rachel Talley (2002)	1.97

OPPONENT BATTING AVG.

(Min. 75 IP)

1. Heather Schlichtman (2001)	.188
2. Heather Schlichtman (2002)	.190
3. Heather Schlichtman (2004)	.198
4. Rachel Talley (2002)	.217
Tammy Kincaid (2000)	.217
6. Rachel Talley (2000)	.219
7. Tammy Kincaid (1999)	.224
8. Rachel Talley (2001)	.226
9. Heather Schlichtman (2003)	.228
10. Valanna Lyons (2002)	.230

WINS

1. Heather Schlichtman (2001)	26
2. Tammy Kincaid (2000)	24
3. Tammy Kincaid (1999)	22
4. Katy Henry (2008)	20
5. Heather Schlichtman (2002)	19
6. Miranda Dixon (2009)	17
7. Rachel Talley (1999)	16
8. Katy Henry (2006)	15
Heather Schlichtman (2004)	15
10. Hope McLemore (2010)	14
Katy Henry (2007)	14

SAVES

1. Tammy Kincaid (2000)	5
2. Miranda Dixon (2009)	4
Katy Henry (2006)	4
Rachel Talley (2001)	4
4. Hope McLemore (2010)	3
Sarah Topham (2005)	3
Rachel Talley (2002)	3
Jennifer Bottoms (2000)	3
Jennifer Bottoms (1999)	3
8. 10 times*	
Miranda Dixon (2008)	2
Katy Henry (2008)	2

APPEARANCES

1. Katy Henry (2007)	51
Tammy Kincaid (2000)	51
3. Tammy Kincaid (1997)	48
4. Heather Schlichtman (2001)	47
5. Katy Henry (2008)	46
6. Heather Schlichtman (2004)	44
Tammy Kincaid (1999)	44
8. Katy Henry (2006)	43
Tammy Kincaid (1998)	43
10. Heather Schlichtman (2002)	41
Rachel Talley (1999)	41

COMPLETE GAMES

1. Tammy Kincaid (1997)	44
2. Tammy Kincaid (1998)	30
3. Heather Schlichtman (2004)	27
Heather Schlichtman (2001)	27
5. Heather Schlichtman (2002)	22
6. Katy Henry (2007)	21
Tammy Kincaid (2000)	21
Tammy Kincaid (1999)	21
9. Katy Henry (2008)	20
10. Rachel Talley (2001)	19

SHUTOUTS


1. Heather Schlichtman (2001)	11
2. Heather Schlichtman (2002)	9
3. Tammy Kincaid (1999)	8
4. Katy Henry (2007)	7
Tammy Kincaid (2000)	7
6. Heather Schlichtman (2004)	6
7. Katy Henry (2006)	5
8. 4 times*	
Hope McLemore (2010)	4

INNINGS PITCHED

1. Tammy Kincaid (1997)	309.2
2. Heather Schlichtman (2004)	266.0
3. Heather Schlichtman (2001)	256.2
4. Tammy Kincaid (1998)	253.0
5. Tammy Kincaid (2000)	244.1
Tammy Kincaid (1999)	244.1
7. Katy Henry (2007)	230.1
8. Katy Henry (2008)	222.1
9. Katy Henry (2006)	218.1
10. Heather Schlichtman (2002)	212.2

STRIKEOUTS

1. Heather Schlichtman (2004)	305
2. Katy Henry (2007)	224
3. Katy Henry (2006)	219
4. Heather Schlichtman (2001)	203
5. Heather Schlichtman (2002)	200
Tammy Kincaid (1997)	200
7. Tammy Kincaid (1999)	193
8. Katy Henry (2008)	189
9. Heather Schlichtman (2003)	178
Tammy Kincaid (1998)	178



Tammy Kincaid

STRIKEOUTS LOOKING

1. Heather Schlichtman (2004)	90
2. Tammy Kincaid (1997)	74
3. Heather Schlichtman (2002)	69
Tammy Kincaid (1998)	69
5. Heather Schlichtman (2001)	65
6. Katy Henry (2007)	64
7. Katy Henry (2006)	61
8. Tammy Kincaid (2000)	56
9. Heather Schlichtman (2003)	55
Tammy Kincaid (1999)	55

CHANCES

1. Jen Cirigliano (1999)	618
2. Kim Eiben (2002)	553
3. Kim Eiben (2000)	515
4. Jennifer Bottoms (2001)	486
5. Shana Easley (2004)	465
6. Jen Cirigliano (2000)	463
7. Kris Hightower (1998)	450
8. Kim Eiben (2003)	448
9. Danica White (1999)	433
10. Danica White (2002)	423

BATTERS FACED

1. Tammy Kincaid (1997)	1372
2. Tammy Kincaid (1998)	1088
3. Heather Schlichtman (2004)	1083
4. Tammy Kincaid (2000)	1029
5. Katy Henry (2007)	1007
6. Heather Schlichtman (2001)	1003
7. Tammy Kincaid (1999)	985
8. Katy Henry (2008)	968
9. Katy Henry (2006)	924
10. Miranda Dixon (2009)	873

PUTOUTS

1. Jen Cirigliano (1999)	552
2. Kim Eiben (2002)	511
3. Kim Eiben (2000)	471
4. Jennifer Bottoms (2001)	450
5. Shana Easley (2004)	419
6. Kim Eiben (2003)	416
7. Kris Hightower (1998)	404
8. Danica White (1999)	389
9. Jen Cirigliano (2000)	384
10. Samantha Buckner (2008)	382

FIELDING PCT.

(Min. 40 Chances)

1. Stephanie Brewer (2010)	1.000
Leslie Dixon (2008)	1.000
Katy Henry (2008)	1.000
Brittany Robison (2008)	1.000
Jocelyne Moncrief (2007)	1.000
Andy Wharton (2001)	1.000
7. Sandra Smith (2010)	.995
Danica White (1999)	.995
8. Whitney Cloer (2008)	.994
Shana Easley (2004)	.994
Lisa Nieman (2003)	.994

ASSISTS

1. Tiffany Woolley (1999)	177
2. Brett Erickson (1997)	156
3. Brett Erickson (2000)	154
4. Tiffany Woolley (2002)	153
5. Brett Erickson (1999)	148
6. Cortney Mitchell (2001)	140
7. Tiffany Woolley (2000)	137
8. Aly Sartini (1999)	125
9. Amie Hubbard (2009)	123
10. Cortney Mitchell (2002)	117

* - Most recent occurrence listed.



Heather Schlichtman

SINGLE SEASON RECORDS - TEAM

BATTING AVERAGE

1.	.267	(461-1726)	2008
2.	.257	(458-1781)	2002
3.	.254	(376-1478)	2010
4.	.250	(349-1396)	2009
5.	.248	(479-1932)	2000

SLUGGING PCT.

1.	.434	(1726 AB)	2008
2.	.427	(1478 AB)	2010
3.	.416	(1396 AB)	2009
4.	.323	(1781 AB)	2002
5.	.319	(1596 AB)	2005
	.319	(1519 AB)	2003

ON BASE PCT.

1.	.353	(1478 AB)	2010
2.	.340	(1726 AB)	2008
3.	.330	(1396 AB)	2009
4.	.313	(1781 AB)	2002
5.	.307	(1932 AB)	2000

STOLEN BASE PCT.

1.	.857	(60-70)	2005
2.	.818	(27-33)	2010
3.	.806	(54-67)	2007
4.	.795	(31-39)	2009
5.	.770	(97-126)	1999

GAMES PLAYED

1.	75	2000
	75	1999
3.	68	2002
4.	66	2008
	66	2001

AT BATS

1.	1932	2000
2.	1902	1999
3.	1781	2002
4.	1726	2008
5.	1656	2001

RUNS SCORED

1.	299	2008
2.	251	2010
3.	233	1999
4.	229	2009
5.	227	2000

HITS


1.	479	2000
2.	461	2008
3.	458	2002
4.	455	1999
5.	398	2001

DOUBLES

1.	81	2000
2.	75	2008
3.	73	2010
4.	70	2009
5.	61	2001

TRIPLES

1.	14	1999
2.	13	2007
3.	11	1997
4.	9	2009
	9	2008
	9	2005
	9	2000



Sandra Smith

HOME RUNS

1.	65	2008
2.	58	2010
3.	48	2009
4.	28	2007
5.	19	2005

RUNS BATTED IN

1.	267	2008
2.	214	2009
3.	190	2000
4.	176	1999
5.	150	2007
	150	2002

TOTAL BASES

1.	749	2008
2.	236	2010
3.	614	2000
4.	581	2009
5.	579	1999

WALKS

1.	202	2010
2.	162	2008
2.	151	2009
4.	146	1999
5.	136	2000

SACRIFICE FLIES

1.	13	2010
2.	11	2000
	11	1999
4.	10	2005
5.	9	1998

SACRIFICE HITS

1.	97	2000
2.	96	2002
3.	91	2001
4.	86	1999
5.	65	2003

STOLEN BASES

1.	97	(97-126)	1999
2.	69	(69-100)	2002
3.	60	(60-70)	2005
4.	58	(58-83)	2004
5.	56	(56-80)	2000

EARNED RUN AVG.

1.	1.18	(449.1 IP)	2001
2.	1.49	(522.1 IP)	2000
3.	1.57	(475.2 IP)	2002
4.	1.75	(526.2 IP)	1999
5.	1.94	(407.1 IP)	1998

OPPONENT BATTING AVG.

1.	.208	(475.2 IP)	2002
	.208	(449.1 IP)	2001
3.	.226	(522.1 IP)	2000
4.	.229	(409.1 IP)	2004
5.	.237	(526.2 IP)	1999

WALKS ALLOWED

(Per 7 Innings)			
1.	1.22	(526.2 IP)	1999
2.	1.32	(449.1 IP)	2001
3.	1.39	(382.1 IP)	1997
4.	1.56	(407.1 IP)	1998
5.	1.64	(417.1 IP)	2007

STRIKEOUTS

(Per 7 Innings)			
1.	6.86	(409.1 IP)	2004
2.	6.27	(418.2 IP)	2006
3.	6.24	(475.2 IP)	2002
4.	6.18	(436.0 IP)	2008
5.	5.97	(417.1 IP)	2007

WINS

1.	46	(46-29)	1999
2.	44	(44-31)	2000
3.	39	(39-28)	2002
4.	37	(37-29)	2008
5.	36	(36-30)	2001

SAVES

1.	8	2000
2.	7	2002
	7	1999
4.	6	2001
5.	5	2008
	5	2005

COMPLETE GAMES

1.	54	1997
2.	46	2001
	46	1998
4.	40	2000
5.	38	2002

SHUTOUTS

1.	21	2001
2.	17	1999
3.	16	2002
4.	14	2000
5.	12	2006

INNINGS PITCHED

1.	526.2	1999
2.	522.1	2000
3.	475.2	2002
4.	449.1	2001
5.	436.0	2008

STRIKEOUTS

1.	424	2002
2.	415	1999
3.	401	2004
4.	385	2008
5.	375	2006

STRIKEOUTS LOOKING

1.	123	2004
2.	121	2002
3.	110	2003
4.	101	2000
5.	99	1999

BATTERS FACED

1.	2201	2000
2.	2178	1999
3.	1947	2002
4.	1928	2008
5.	1880	2007

FIELDING PCT.

1.	.966	(1348-724-72)	2001
2.	.965	(1144-437-58)	2010
2.	.964	(1427-643-78)	2002
3.	.959	(1256-396-71)	2006
	.959	(1202-561-76)	2003
5.	.958	(1203-452-72)	2005

CHANCES

1.	2496	2000
2.	2477	1999
3.	2148	2002
4.	2144	2001
5.	1913	1998

PUTOUTS

1.	1579	1999
2.	1567	2000
3.	1427	2002
4.	1348	2001
5.	1308	2008

ASSISTS

1.	803	2000
2.	792	1999
3.	724	2001
4.	643	2002
5.	598	1997

Dana Gulick



INDIVIDUAL CAREER RECORDS

BATTING AVERAGE

(Min. 200 AB)		
1.	.300 Jessica Bachkora (227-756)	2007-10
2.	.296 Rachel LeMaster (219-741)	2004-07
3.	.294 Brett Erickson (184-625)	1997, 99-00
4.	.292 Dana Gulick (215-737)	1997-00
5.	.288 Jen Cirigliano (218-757)	1997-00
6.	.285 Miranda Dixon (139-504)	2007-10
7.	.284 Blaire Perry (189-665)	2002-06
8.	.278 Danica White (224-807)	1999-02
9.	.271 Whitney Cloer (164-606)	2006-09
10.	.269 Kim Eiben (176-655)	2000-03

SLUGGING PCT.

(Min. 200 AB)		
1.	.537 Miranda Dixon (659 AB)	2007-10
2.	.471 Jessica Bachkora (756 AB)	2007-10
3.	.456 Sandra Smith (583 AB)	2006-10
4.	.452 Whitney Cloer (606 AB)	2006-09
5.	.416 Sandra Smith (411 AB)	2006-10
6.	.408 Dayna Huckabee (677 AB)	2005-08
	.408 Cortney Mitchell (343 AB)	2001-02
8.	.390 Kayla Johnson (666 AB)	2006-09
	.390 Jen Cirigliano (757 AB)	1997-00
10.	.376 Brett Erickson (625 AB)	1997, 99-00

ON-BASE PCT.

(Min. 200 AB)		
1.	.391 Miranda Dixon (659 AB)	2007-10
2.	.384 Jessica Bachkora (756 AB)	2007-10
3.	.372 Sandra Smith (583 AB)	2006-10
4.	.363 Jen Cirigliano (757 AB)	1997-00
5.	.357 Brett Erickson (625 AB)	1997, 99-00
6.	.353 Danica White (807 AB)	1999-02
7.	.340 Dana Gulick (737 AB)	1997-00
8.	.332 Whitney Cloer (606 AB)	2006-09
9.	.331 Rachel LeMaster (741 AB)	2004-07
10.	.329 Kim Eiben (655 AB)	2000-03

STOLEN BASE PCT.

(Min. 20 Attempts)		
1.	.851 Jessica Bachkora (57-67)	2007-10
2.	.849 Dana Gulick (73-86)	1997-00
3.	.844 Tiffany Woolley (27-32)	1999-02
4.	.792 Julie Young (19-24)	2000-03
5.	.760 Mindy O'Malley (38-50)	2003-06
6.	.760 Andy Wharton (38-50)	1999-02
7.	.758 Rachel LeMaster (75-99)	2004-07
8.	.683 Blaire Perry (56-82)	2002-06
9.	.677 Sheri Wahrmund (21-31)	1998-00
10.	.640 Zenobia Davison (16-25)	2002-05

GAMES PLAYED

1.	280 Danica White	1992-02
2.	269 Tiffany Woolley	1999-02
3.	266 Blaire Perry	2002-06
	266 Jen Cirigliano	1997-00
5.	260 Andy Wharton	1999-02
6.	251 Kim Eiben	2000-03
7.	250 Dana Gulick	1997-00
8.	246 Dayna Huckabee	2005-08
9.	243 Rachel LeMaster	2004-07
10.	241 Jessica Bachkora	2007-10

GAMES STARTED

1.	277 Danica White	1999-02
2.	265 Jen Cirigliano	1997-00
3.	244 Dayna Huckabee	2005-08
	244 Tiffany Woolley	1999-02
5.	240 Dana Gulick	1997-00
	240 Jessica Bachkora	2007-10
7.	239 Rachel LeMaster	2004-07
8.	236 Miranda Dixon	2007-10
9.	231 Kim Eiben	2000-03
10.	229 Blaire Perry	2002-06



Jessica Bachkora

AT-BATS

1.	807 Danica White	1999-02
2.	757 Jen Cirigliano	1997-00
3.	756 Jessica Bachkora	2007-10
4.	741 Rachel LeMaster	2004-07
5.	737 Dana Gulick	1997-00
6.	677 Dayna Huckabee	2005-08
7.	666 Kayla Johnson	2006-09
8.	666 Tiffany Woolley	1999-02
9.	665 Blaire Perry	2002-06
10.	659 Miranda Dixon	2007-10

RUNS SCORED

1.	166 Jessica Bachkora	2007-10
2.	124 Kayla Johnson	2006-09
3.	119 Dana Gulick	1997-00
4.	104 Jessica Bachkora	2007-10
5.	86 Blaire Perry	2002-06
6.	83 Dayna Huckabee	2005-08
7.	82 Mindy O'Malley	2003-06
8.	77 Rachel LeMaster	2004-07
9.	76 Tiffany Woolley	1999-02
10.	75 Danica White	1999-02

HITS

1.	227 Jessica Bachkora	2007-10
2.	224 Danica White	1999-02
3.	219 Rachel LeMaster	2004-07
4.	218 Jen Cirigliano	1997-00
5.	215 Dana Gulick	1997-00
6.	189 Blaire Perry	2002-06
7.	188 Miranda Dixon	2007-10
8.	184 Brett Erickson	1997, 99-00
9.	176 Kim Eiben	2000-03
10.	172 Kayla Johnson	2006-09

DOUBLES

1.	48 Jessica Bachkora	2007-10
2.	40 Danica White	1999-02
3.	39 Kim Eiben	2000-03
4.	39 Jen Cirigliano	1997-00
5.	35 Miranda Dixon	2007-10
	35 Brett Erickson	1997, 99-00
7.	31 Kayla Johnson	2006-09
8.	30 Jessica Bachkora	2007-10
	30 Dayna Huckabee	2005-08
10.	26 Whitney Cloer	2006-09

TRIPLES

1.	12 Dayna Huckabee	2005-08
2.	10 Sheri Wahrmund	1998-00
3.	9 Jessica Bachkora	2007-10
4.	7 Danica White	1999-02
5.	6 Whitney Cloer	2006-09
6.	5 Mindy O'Malley	2003-06
	5 Brett Erickson	1997, 99-00
8.	4 multiple times*	

HOME RUNS

1.	43 Miranda Dixon	2007-10
2.	29 Sandra Smith	2006-10
3.	24 Whitney Cloer	2006-09
4.	21 Jessica Bachkora	2007-10
5.	20 Dayna Huckabee	2005-08
6.	17 Kayla Johnson	2006-09
7.	14 Samantha Buckner	2005-08
8.	12 Jen Cirigliano	1997-00
9.	11 Brittany Robison	2007-10
9.	10 Julie Young	2000-03

RUNS BATTED IN

1.	147 Miranda Dixon	2007-10
2.	120 Jen Cirigliano	1997-00
3.	118 Sandra Smith	2006-10
4.	105 Dayna Huckabee	2005-08
5.	101 Whitney Cloer	2006-09
6.	98 Kayla Johnson	2006-09
7.	95 Danica White	1999-02
8.	91 Jessica Bachkora	2007-10
9.	73 Kim Eiben	2000-03
10.	70 Julie Young	2000-03

TOTAL BASES

1.	356 Jessica Bachkora	2007-10
2.	354 Miranda Dixon	2007-10
3.	295 Jen Cirigliano	1997-00
4.	293 Danica White	1999-02
5.	276 Dayna Huckabee	2005-08
6.	274 Whitney Cloer	2006-09
7.	266 Sandra Smith	2006-10
8.	260 Kayla Johnson	2006-09
9.	238 Dana Gulick	1997-00
10.	235 Brett Erickson	1997, 99-00

WALKS

1.	103 Sandra Smith	2006-10
2.	96 Miranda Dixon	2007-10
3.	85 Jessica Bachkora	2007-10
4.	82 Danica White	1999-02
5.	70 Jen Cirigliano	1997-00
6.	56 Kayla Johnson	2006-09
7.	49 Dana Gulick	1997-00
	49 Brett Erickson	1997, 99-00
9.	48 Aly Sartini	1997-00
10.	47 Whitney Cloer	2006-09

SACRIFICE FLIES

1.	7 Jen Cirigliano	1997-00
2.	6 Sheri Wahrmund	1998-00
3.	5 Whitney Cloer	2006-09
	5 Aly Sartini	1997-00
5.	4 Courtney Breault	2010-pres.
	4 Miranda Dixon	2007-10
	4 Dayna Huckabee	2005-08
	4 Kallie Foglesong	2004-06
	4 Kim Eiben	2000-03
	4 Brett Erickson	1997, 99-00

SACRIFICE HITS

1.	53 Blaire Perry	2002-06
2.	45 Tiffany Woolley	1999-02
3.	38 Julie Young	2000-03
4.	37 Andy Wharton	1999-02
5.	32 Dana Gulick	1997-00
6.	31 Jen Cirigliano	1997-00
7.	26 Mindy O'Malley	2003-06
8.	25 Rachel LeMaster	2004-07
	25 Kim Eiben	2000-03
10.	24 Nicole Deeter	2001-03

INDIVIDUAL CAREER RECORDS

STOLEN BASES

1.	75	Rachel LeMasters (75-99)	2004-07
2.	73	Dana Gulick (73-86)	1997-00
3.	57	Jessica Bachkora	2007-10
4.	56	Blaire Perry (56-82)	2002-06
5.	38	Mindy O'Malley (38-50)	2003-06
	38	Andy Wharton (38-50)	1999-02
7.	27	Tiffany Woolley (27-32)	1999-02
8.	21	Sheri Wahrmund (21-31)	1998-00
9.	19	Julie Young (19-24)	2000-03
10.	16	Zenobia Davison (16-25)	2002-05

EARNED RUN AVERAGE

(Min. 150 IP)

1.	1.59	Heather Schlichtman (930.2 IP)	2001-04
2.	1.66	Rachel Talley (686.1 IP)	1999-02
3.	1.90	Tammy Kincaid (1051.1 IP)	1997-00
4.	2.43	Jennifer Bottoms (374.0 IP)	1998-01
5.	3.01	Hope McLemore (153.2 IP)	2010-pres.
6.	3.04	Valanna Lyons (375.0 IP)	2002-05
7.	3.07	Katy Henry (820.2 IP)	2005-08
8.	3.13	Blaire Perry (203.1 IP)	2002-06
9.	3.42	Sarah Topham (172.0 IP)	2004-06
10.	3.43	Miranda Dixon (493.2 IP)	2007-10

OPPONENT BATTING AVERAGE

(Min. 150 IP)

1.	.200	Heather Schlichtman (930.2 IP)	2001-04
2.	.225	Rachel Talley (686.1 IP)	1999-02
3.	.235	Tammy Kincaid (1051.1 IP)	1997-00
4.	.256	Hope McLemore (123.2 IP)	2010-pres.
5.	.261	Blaire Perry (203.1 IP)	2002-06
6.	.265	Katy Henry (820.2 IP)	2005-08
7.	.268	Valanna Lyons (375.0 IP)	2002-05
8.	.272	Jennifer Bottoms (374.0 IP)	1998-01
9.	.275	Kim Jones (220.0 IP)	2008-pres.
10.	.276	Sarah Topham (172.0 IP)	2004-06

WALKS ALLOWED

(Per 7 Innings)

1.	1.22	Rachel Talley (686.1 IP)	1999-02
2.	1.40	Tammy Kincaid (1051.1 IP)	1997-00
3.	1.72	Katy Henry (820.2 IP)	2005-08
4.	1.76	Miranda Dixon (493.2 IP)	2007-10
5.	1.91	Jennifere Bottoms (374.0 IP)	1998-01
6.	2.03	Heather Schlichtman (930.2 IP)	2001-04
7.	2.55	Hope McLemore (153.2 IP)	2010-pres.
8.	2.66	Layne McGuirt (161.1 IP)	2008-pres.
9.	3.24	Blaire Perry (203.1 IP)	2002-06
10.	3.36	Valanna Lyons (375.0 IP)	2002-05
9.	3.70	Sarah Topham (172.0 IP)	2004-06
10.	4.33	Kim Jones (1902. IP)	2008-pres.

STRIKEOUTS

(Per 7 Innings)

1.	6.66	Heather Schlichtman (930.2 IP)	2001-04
2.	6.45	Katy Henry (820.2 IP)	2005-08
3.	6.38	Hope McLemore (153.2 IP)	2010-pres.
4.	6.20	Rachel Talley (686.1 IP)	1999-02
5.	5.27	Miranda Dixon (493.2 IP)	2007-10
6.	5.15	Kim Jones (220.0 IP)	2008-pres.
7.	5.14	Layne McGuirt (163.1 IP)	2008-pres.
8.	5.08	Valanna Lyons (375.0 IP)	2002-05
9.	4.99	Blaire Perry (203.1 IP)	2002-06
10.	4.96	Tammy Kincaid (1051.1 IP)	1997-00

WINS

1.	73	Heather Schlichtman (73-67)	2001-04
2.	72	Tammy Kincaid (72-80)	1997-00
3.	56	Katy Henry (56-68)	2005-08
4.	52	Rachel Talley (52-50)	1999-02
5.	35	Miranda Dixon (35-45)	2007-10
6.	23	Jennifer Bottoms (23-28)	1998-01
7.	22	Valanna Lyons (22-38)	2002-05
8.	14	Hope McLemore (14-13)	2010-pres.
	14	Kim Jones (13-15)	2008-pres.
10.	10	Blaire Perry (10-14)	2002-6

SAVES

1.	9	Katy Henry	2005-08
	9	Rachel Talley	1999-02
	9	Tammy Kincaid	1997-00
4.	7	Miranda Dixon	2007-10
5.	6	Heather Schlichtman	2001-04
	6	Jennifer Bottoms	1998-01
7.	4	Valanna Lyons	2002-05
8.	3	Hope McLemore	2010-pres.
	3	Sarah Topham	2004-06
10.	1	Layne McGuirt	2008-pres.
	1	Kim Jones	2008-pres.
	1	Kelly Ninemire	2005

APPEARANCES

1.	186	Tammy Kincaid	1997-00
2.	180	Katy Henry	2005-08
3.	169	Heather Schlichtman	2001-04
4.	151	Rachel Talley	1999-02
5.	118	Miranda Dixon	2007-10
6.	93	Valanna Lyons	2002-05
7.	92	Jennifer Bottoms	1998-01
8.	65	Layne McGuirt	2008-pres.
9.	60	Kim Jones	2008-pres.
10.	51	Blaire Perry	2002-06

COMPLETE GAMES

1.	116	Tammy Kincaid	1997-00
2.	94	Heather Schlichtman	2001-04
3.	70	Katy Henry	2005-08
4.	51	Rachel Talley	1999-02
5.	30	Jennifer Bottoms	1998-01
6.	29	Miranda Dixon	2007-10
7.	25	Valanna Lyons	2002-05
8.	11	Kim Jones	2008-pres.
	11	Blaire Perry	2002-06
10.	10	Gretchen Thompson	1997

SHUTOUTS

1.	26	Heather Schlichtman	2001-04
2.	19	Tammy Kincaid	1997-00
3.	15	Katy Henry	2005-08
	15	Rachel Talley	1999-02
5.	9	Jennifer Bottoms	1998-01
6.	6	Miranda Dixon	2007-10
7.	3	Kim Jones	2008-pres.
	3	Blaire Perry	2002-06
	3	Kayce Odle	2006
	3	Valanna Lyons	2002-05

INNINGS PITCHED

1.	1051.1	Tammy Kincaid	1997-00
2.	930.2	Heather Schlichtman	2001-04
3.	820.2	Katy Henry	2005-08
4.	686.1	Rachel Talley	1999-02
5.	493.2	Miranda Dixon	2007-10
6.	375.0	Valanna Lyons	2002-05
7.	374.0	Jennifer Bottoms	1998-01
8.	220.0	Kim Jones	2008-pres.
9.	203.1	Blaire Perry	2002-06
10.	172.0	Sarah Topham	2004-06

STRIKEOUTS

1.	886	Heather Schlichtman	2001-04
2.	756	Katy Henry	2005-08
3.	745	Tammy Kincaid	1997-00
4.	608	Rachel Talley	1999-02
5.	372	Miranda Dixon	2007-10
6.	272	Valanna Lyons	2002-05
7.	188	Jennifer Bottoms	1998-01
8.	162	Kim Jones	2008-pres.
9.	145	Blaire Perry	2002-06
10.	140	Hope McLemore	2010-pres.

STRIKEOUTS LOOKING

1.	279	Heather Schlichtman	2001-04
2.	254	Tammy Kincaid	1997-00
3.	188	Katy Henry	2005-08
4.	98	Rachel Talley	1999-02
5.	94	Valanna Lyons	2002-05
6.	81	Miranda Dixon	2007-10
7.	64	Jennifer Bottoms	1998-01
8.	42	Kim Jones	2008-pres.
9.	37	Sarah Topham	2004-06
10.	36	Hope McLemore	2010-pres.

BATTERS FACED

1.	4474	Tammy Kincaid	1997-00
2.	3799	Heather Schlichtman	2001-04
3.	3553	Katy Henry	2005-08
4.	2787	Rachel Talley	1999-02
5.	2577	Miranda Dixon	2007-10
6.	1718	Valanna Lyons	2002-05
7.	1657	Jennifer Bottoms	1998-01
8.	1074	Kim Jones	2008-pres.
9.	931	Blaire Perry	2002-06
10.	809	Sarah Topham	2004-06

FIELDING PCT.

(Min 80 Chances)

1.	1.000	Stephanie Brewer (140-6-0)	2010-pres.
2.	.992	Lisa Nieman (222-31-2)	2002-03
3.	.989	Danica White (1302-162-16)	1999-02
4.	.985	Leslie Dixon (158-23-2)	2008-pres.
	.985	Emily Jones (78-6-1)	2008-10
	.985	Whitney Cloer (875-63-9)	2006-09
	.985	Samantha Buckner (1150-82-19)	2005-08
	.985	Shana Easley (1233-108-21)	2003-06
9.	.979	Kim Eiben (1563-99-35)	2000-03
10.	.978	Kim Bryant (327-25-8)	1997

CHANCES

1.	1697	Kim Eiben	2000-03
2.	1682	Jen Cirigliano	1997-00
3.	1480	Danica White	1999-02
4.	1362	Shana Easley	2003-06
5.	1251	Samantha Buckner	2005-08
6.	1241	Whitney Cloer	2006-09
7.	930	Sandra Smith	2006-10
8.	908	Tiffany Woolley	1999-02
9.	841	Aly Sartini	1997-00
10.	817	Dayna Huckabee	2005-08



Heather Schlichtman

INDIVIDUAL CAREER RECORDS

PUTOUTS

1.	1563	Kim Eiben	2000-03
2.	1412	Jen Cirigliano	1997-00
3.	1302	Danica White	1999-02
4.	1233	Shana Easley	2003-06
5.	1150	Samantha Buckner	2005-08
6.	1122	Whitney Cloer	2006-09
7.	663	Sandra Smith	2006-10
8.	607	Kris Hightower	1997-99
9.	512	Jennifer Bottoms	1998-01
10.	404	Kayla Johnson	2006-09

ASSISTS

1.	558	Tiffany Woolley	1999-02
2.	458	Brett Erickson	1997, 99-00
3.	400	Aly Sartini	1997-00
4.	367	Dayna Huckabee	2005-08
5.	347	Blaire Perry	2002-06
6.	339	Tammy Kincaid	1997-00
7.	306	Heather Schlichtman	2001-04
8.	291	Kayla Johnson	2006-09
9.	257	Cortney Mitchell	2001-02
10.	246	Sandra Smith	2006-10

DOUBLE PLAYS TURNED

1.	42	Kim Eiben	2000-03
2.	33	Aly Sartini	1997-00
3.	32	Jen Cirigliano	1997-00
4.	31	Sandra Smith	2006-10
5.	30	Samantha Buckner	2005-08
6.	29	Tiffany Woolley	1999-02
7.	28	Jennifer Bottoms	1998-01
8.	25	Dayna Huckabee	2005-08
9.	25	Cortney Mitchell	2001-02
10.	23	Brett Erickson	1997, 99-00



The Razorbacks of 2000 were the first to make an NCAA Regional appearance in Norman, Okla., after facing 10 top-25 teams during the season.

The 1997 Arkansas softball squad was the inaugural Razorback team. The first senior class from that team also became the first to reach the NCAA Tournament in 2000. Several members of that inaugural team are still scattered throughout the Razorback record books, including former assistant coach Aly Sartini.



Front Row (L-R): Trainer Tom Caruso, Lane Davis, Crystal Richardson, Brett Erickson, Katy Skaife, Christy Ralph and trainer Katy Morrison. **Second Row:** Lisa Flores, Augrista Belford, Robin Alpe, Tammy Kincaid, Gretchen Thompson, Dana Gulick and Kris Hightower. **Third Row:** Kim Bryant, Aly Sartini, Assistant Coach Eileen Schmidt, Head Coach Carie Dever-Boaz, Assistant Coach Rich Apodaca, Jen Cirigliano and Head Trainer Julie Cain.

1997

LETTERWINNERS LIST

2010

A	
Alpe, Robin	1997-98
Atkins, Ruth	2003
B	
Bachkora, Jessica	2007-2010
Baze, Brandy	2006-09
Belford, Augrasta	1997
Benish, Allie	2003-04
Bisaccia, Michele	2003-04
Bottoms, Jennifer	1998-01
Breault, Courtney	2010-pres.
Brewer, Stephanie	2010-pres.
Bryant, Kim	1997
Buckner, Samantha	2005-08
C	
Caldwell, Amanda	2008-pres.
Carden, Becca	2010-pres.
Carter, Ashley	2003-05
Chisom, Lauren	2008-2010
Cicioni, Hannah	2008-09
Cirigliano, Jennifer	1997-00
Cloer, Whitney	2006-09
Cohen, Chelsea	2010-pres.
D	
Daniel, Allison	1998-1999
Davison, Zenobia	2002-05
Deeter, Nicole	2001-04
Dixon, Leslie	2008-pres.
Dixon, Miranda	2007-2010
E	
Easley, Shana	2003-06
Egnor, Carrie	2006
Eiben, Kim	2000-03
Erickson, Brett	1997, 1999-00
F	
Foglesong, Kallie	2004-06
Foust, Brandy	2006-09
Flores, Lisa	1997
Freeman, Hillary	2006-09
G	
Griffiths, Brittany	2009-pres.
Gulick, Dana	1997-00
H	
Harney, Meagan	2006
Hendrix, Lauren	2001-03
Henry, Katy	2005-09
Henry, Kirsten	2000
Hightower, Kris	1997-98
Hill, Sarah	2003
Hubbard, Amie	2008-09
Huckabee, Dayna	2005-08
Hulsey, Teighynne	2007-pres.
Hunter, Stephanie	2001-04

I	
Iverson, Lauren	2008
J	
James, Sami	1998
Johnson, Kayla	2006-09
Johnson, Melissa	2003-04
Johnson, Tiffany	2001
Jones, Emily	2008-2010
Jones, Kim	2008-pres.
K	
Kaiser, Jessica	2002
Kincaid, Tammy	1997-00
L	
Landgraf, Elizabeth	1998-99
LeMaster, Rachel	2004-07
Long, Cassy	2004-06
Lyons, Valanna	2002-05
M	
McGuirt, Layne	2008-pres.
McLemore, Hope	2010-pres.
Meza, Amber	1997-98
Mitchell, Cortney	2001-02
Moddrell, Julie	1998
Moncrief, Jocelyne	2006-09
Mort, Tori	2009-pres.
N	
Nieman, Lisa	2002-03
Nims, Kelli	2001-02
Ninemire, Kelly	2005
O	
O'Malley, Mindy	2003-06
Odle, Kayce	2006
P	
Perry (Woodward), Blaire	2002-06
Perry, Lindsay	2005
Q	
Quillin, Kathy	1998-99

R	
Ralph, Christy	1997-99
Rankin, Heather	2005
Reed, Jess	2007
Richardson, Crystal	1997-98
Robison, Brittany	2007-2010
Robison, Jessica	2009-pres.
Roby, Linzee	2005
S	
Sartini, Aly	1997-00
Schlichtman, Heather	2001-04
Skaife, Katy	1997-00
Smith, Sandra	2006-2010
Southmayd, Barbara-Jean	2003-05
Stokey, Erin	2000-02
Stunkard, Kristin	2003
Summerford, Amanda	2010-pres.
Swan, Candice	2003-04
T	
Talley, Rachel	1999-02
Thompson, Gretchen	1997
Topham, Sarah	2004-05
Tyree, Amy	1998
V	
Van De Pol, Brea	2010-pres.
W	
Waddle, Jessica	2007-2010
Wahrmund, Sheri	1998-00
Wells, Lindsey	2010-pres.
Wharton, Andy	1999-02
White (Howlett), Danica	1999-02
Woolley, Tiffany	1999-02
Y	
Young, Julie	2000-03



JERSEY LIST

	00			11		24	
Jennifer Rambo		2011-pres.	Crystal Richardson	1997-99	Robin Alpe	1997-98	
	1		Rachel Talley	1999-02	Zenobia Davison	2002-05	
Brett Erickson *		1997	Melissa Johnson	2003-04	Emily Jones	2008-2010	
Amy Tyree		1998	Heather Rankin	2005			25
Tiffany Johnson		2001	Miranda Dixon	2007-2010	Michele Bisaccia	2003-04	
Ashley Carter		2003-05			Lauren Chisom	2008-2010	
Brandy Baze		2006-09	Jennifer Bottoms	1998-01			26
Macy Burr		2011-pres.	Lisa Nieman	2002-03	Brea Van De Pol	2010-pres.	
	2		Whitney Cloer	2006-09			27
Sami James		1998	Courtney Breault	2010-pres.	Hannah Cicioni	2008-09	
Nicole Deeter		2001-04					28
Jocelyne Moncrief		2006-09	Jennifer Cirigliano	1997-00	Linnea Ketcher	2011-pres.	
Hope McLemore*		2010-pres.	Heather Schlichtman	2001-04			29
	3						30
Christy Ralph *		1997	Brett Erickson *	1999-00	Brittany Griffiths	2009-pres.	
Julie Moddrell		1998	Valanna Lyons	2002-05			32
Sarah Topham		2004-05	Jess Reed	2007	Meg McGuirt	2011-pres.	
Leslie Dixon*		2008	Jessica Robison	2009-pres.			33
Tori Mort		2009-pres.			Rachel LeMaster	2004-07	
	4		Augrista Belford	1997	Kim Jones	2008-pres.	
Tammy Kincaid		1997-00	Dayna Huckabee	2005-08			35
Stephanie Hunter		2001-04			Lindsay Perry	2005	
Hillary Freeman		2006-09	Kim Bryant	1997	Teighynne Hulsey	2007-pres.	
Jayme Gee		2011-pres.	Elizabeth Burdette	1998			40
	5		Blaire (Woodward) Perry	2002-06	Kallie Foglesong	2004-06	
Kathy Quillin		1998-99	Jessica Waddle	2007-2010			42
Kirsten Henry		2000	Amanda Geile	2011-pres.	Kristin Stunkard	2003	
Jessica Kaiser		2002-03					44
Carrie Egnor		2006	Tiffany Woolley	1999-02	Andy Wharton	1999-02	
Lauren Iverson		2008	Allie Benish	2003-04	Callie Shaw	2003	
Stephanie Brewer		2010-pres.	Layne McGuirt	2008-pres.	Katy Henry	2005-02	
	6						51
Amber Meza		1998	Sheri Wahrmund	1998-00	Chelsea Cohen	2010-pres.	
Linzee Roby		2005					55
Meagan Harney		2006	Kristina Hightower	1997-99	Brandy Foust	2006-09	
Amanda Summerford		2010-pres.	Jessica Bachkora	2007-2010			62
	7						70
Christy Ralph *		1998-00	Dana Gulick	1997-00	Candice Swan	2003-04	
Julie Young		2000-03	Kelli Nims	2001-03			78
Samantha Buckner		2005-08	Kayla Johnson	2006-09	Amanda Caldwell	2008-pres.	
Leslie Dixon*		2009-pres.	Chloe Oprzedek	2011-pres.			80
	8						90
Katy Skaife		1997-00	Allison Daniel	1998-99	Danica (Howlett) White	1999-02	
Cortney Mitchell		2001-02	Erin Stokey	2000-02	Barbara-Jean Southmayd	2003-05	
Shana Easley		2003-06	Sarah Hill	2003			
Lindsey Wells		2009-pres.	Kayce Odle	2006			
	9		Amie Hubbard	2008-09			
Aly Sartini		1997-00	Morgan Clark	2010-pres.			
Ruth Atkins		2003					
Kelly Ninemire		2005	Mindy O'Malley	2003-06			
Brittany Robison		2007-2010	Becca Carden	2008-pres.			
Ashley Martindale		2011-pres.					
	10						
Gretchen Thompson		1997	Lisa Flores	1997			
Elizabeth Landgraf		1998-99	Lauren Hendrix	2001-03			
Kim Eiben		2000-03	Sandra Smith	2006 -2010			
Cassy Long		2004-06					
Kelsie Vallies		2009-2010					
Sierra Bronkey		2011-pres.					

* wore more than one number

ALL-TIME HONORS AND AWARDS

ALL-SEC

1997	Augrista Belford (2nd team)
	Jennifer Cirigliano (2nd team)
	Tammy Kincaid (2nd team)
1999	Brett Erickson (2nd team)
2000	Brett Erickson (2nd team)
	Tammy Kincaid (2nd team)
2001	Heather Schlichtman (2nd team)
2005	Rachel LeMaster (2nd team)
2010	Jessica Bachkora (2nd team)
	Miranda Dixon (2nd team)



SEC ALL-FRESHMAN

2007	Jessica Bachkora (OF)
	Miranda Dixon (DP)
2009	Brittany Griffiths (SS)
2010	Courtney Breault (2B)

SEC ALL-DEFENSIVE

2010	Sandra Smith (3B)
------	-------------------

SEC PITCHER OF THE WEEK

1997	Tammy Kincaid
1998	Tammy Kincaid
1999	Tammy Kincaid (Week 11 and 14)
2000	Tammy Kincaid (Week 2)
2001	Heather Schlichtman (Week 4)
	Rachel Talley (Week 7)
2002	Heather Schlichtman (Week 7)
2004	Heather Schlichtman (Week 3)
2006	Katy Henry (3/20)
2008	Miranda Dixon (4/14)
2009	Miranda Dixon (3/23)

SEC PLAYER OF THE WEEK

1997	Jennifer Cirigliano
2000	Erin Stokey (Week 11)
2002	Cortney Mitchell (Week 4)
2005	Mindy O'Malley (4/25)
2008	Miranda Dixon (2/25)
2010	Miranda Dixon (4/5)

SEC FRESHMAN OF THE WEEK

2009	Brittany Griffiths (3/23)
2010	Hope McLemore (4/5)
	Courtney Breault (5/3)

SEC COACH OF THE YEAR

1999	Carie Dever-Boaz
------	------------------

NFCA ALL-SOUTH REGION TEAM

2000	Brett Erickson (2nd Team)
2006	Blaire Perry
2008	Miranda Dixon (1st Team)

2009	Miranda Dixon (1st Team)
2010	Jessica Bachkora (1st Team)
	Sandra Smith (1st Team)
	Miranda Dixon (2nd Team)

LOUISVILLE SLUGGER/NFCA

ALL-AMERICAN	
2010	Miranda Dixon (3rd Team)

NSCA ALL-AMERICAN STRENGTH AND CONDITIONING ATHLETE OF THE YEAR	
2007	Dayna Huckabee

SEC ACADEMIC HONOR ROLL

1997	Crystal Richardson
1998	Robin Alpe, Jennifer Cirigliano, Amber Meza, Crystal Richardson, Katy Skaife
1999	Jennifer Bottoms, Jennifer Cirigliano, Dana Guilk, Lolly Landgraf, Christy Ralph, Katy Skaife, Sheri Wahrmond
2000	Jennifer Bottoms, Jennifer Cirigliano, Katy Skaife, Tiffany Woolley, Julie Young
2001	Jennifer Bottoms, Kim Eiben, Tiffany Woolley, Julie Young
2002	Jennifer Bottoms, Nicole Detter, Kim Eiben, Kelli Nims, Tiffany Woolley, Julie Young
2003	Blaire Perry, Ashley Carter, Barbara Jean Soutmayd, Shana Easley, Mindy O'Malley
2004	Ashley Carter, Nicole Deeter, Shana Easley, Kallie Foglesong, Melissa Johnson, Rachel LeMaster, Valana Lyons, Mindy O'Malley, Blaire Perry, Heather Schlichtman, Sarah Topman
2005	Zenobia Davis, Shanna Easley, Kallie Fogleson, Rachel LeMaster, Valanna Lyons, Mindy O'Malley, Blaire Perry, Sara Topman
2006	Shanna Easley, Kallie Foglesong, Katy Henry, Dayna Huckabee, Rachel LeMaster, Mindy O'Malley, Kayce Odle, Blaire Perry
2007	Whitney Cloer, Brandy Foust, Hillary Freeman, Katy Henry, Dayna Huckabee, Kayla Johnson, Rachel LeMaster, Jocelyne Moncrief
2008	Jessica Bachkora, Whitney Cloer, Miranda Dixon, Hillary Freeman, Dayna Huckabee, Teighynne Hulsey, Kayla Johnson, Jocelyn Moncrief, Brittany Robison, Sandra Smith, Jessica Waddle, Brandy Baze, Samantha Buckner, Brandy Foust
2009	Jessica Bachkora, Amanda Caldwell, Becca Carden, Whitney Cloer, Leslie Dixon, Hillary Freeman, Amie Hubbard, Teighynne Hulsey, Kayla Johnson, Layne McGuirt, Jocelyne Moncrief, Miranda Dixon, Brittany Robison, Sandra Smith, Jessica Waddle, Lindsey Wells
2010	FRESHMEN: Courtney Breault, Stephanie Brewer, Morgan Clark, Chelsea Cohen, Hope McLemore, Brea Van De Pol

VERIZON ACADEMIC ALL-DISTRICT

2001	Tiffany Woolley (1st Team)
2002	Tiffany Woolley (1st Team)

VERIZON ACADEMIC ALL-AMERICAN

2001	Tiffany Woolley (1st Team)
2002	Tiffany Woolley (2nd Team)

SEC H. BOYD MCWHORTER

SCHOLAR ATHLETE	
2002	Tiffany Woolley

SEC SCHOLAR ATHLETE OF THE YEAR

2010	Jessica Bachkora
------	------------------

NFCA ACADEMIC ALL-AMERICA

SCHOLAR-ATHLETE	
2005	Katy Henry, Dayna Huckabee, Rachel LeMaster, Valanna Lyons, Heather Rankin, Sarah Topham
2006	Katy Henry, Dayna Huckabee, Kallie Foglesong, Hillary Freeman, Rachel LeMaster, Kayce Odle, Melinda O'Malley, Blaire Perry, Sarah Topham

NFCA GIRLS GOT GAME

ALL-ACADEMIC	
2010	Hope McLemore, Jessica Bachkora, Kim Jones, Morgan Clark, Becca Carden, Tori Mort

ESPN ACADEMIC ALL-DISTRICT

2008	Katy Henry (1st Team)
	Miranda Dixon (1st Team)
	Jessica Bachkora (2nd Team)
2009	Miranda Dixon (1st Team)
	Jessica Bachkora (1st Team)
2010	Jessica Bachkora (1st Team)
	Miranda Dixon (2nd Team)



ESPN ACADEMIC ALL-AMERICAN

2010	Jessica Bachkora (1st Team)
------	-----------------------------

SEC GOOD WORKS TEAM

2005	Mindy O'Malley
2006	Blaire Perry

SEC COMMUNITY SERVICE TEAM

2007	Whitney Cloer
2008	Dayna Huckabee
2009	Whitney Cloer
2010	Amanda Caldwell

ARKANSAS SALUTE TO EXCELLENCE

2002-03	Tiffany Woolley
2010-11	Jessica Bachkora

RAZORBACK TEAM AWARDS

Team MVP:

1997 Jennifer Cirigliano
 Tammy Kincaid
 The Entire Team
 1998 Tammy Kincaid
 1999 Brett Erickson
 2000 Danica White
 2001 Tiffany Woolley
 Julie Young
 2002 Kim Eiben
 2003 The Entire Team
 2004

Golden Glove:

1998 Kristina Hightower (.984)
 1999 Danica White (.995)
 2000 Jennifer Cirigliano (.974)
 Danica White (.974)
 2001 Andy Wharton (1.000)
 2002 Danica White (.993)
 2003 Kim Eiben (.989)
 2004 Shana Easley (.994)



Most Improved:

1997 Katy Skaife
 1998 Aly Sartini
 1999 Aly Sartini
 2000 Dana Gulick
 Erin Stokey
 Julie Young
 2001 Nicole Deeter
 2002 Barbara-Jean Southmayd
 2003 Shana Easley
 2004

Most Inspirational:

1997 Robin Alpe
 1998 Crystal Richardson
 1999 Christy Ralph
 2000 Tiffany Woolley
 2001 Kelli Nims
 2002 Jessica Kaiser
 2003 Zenobia Davison
 Sarah Hill
 2004 Ashley Carter
 Blaire Perry

Coaches Award:



1997 Christy Ralph
 1998 Christy Ralph
 1999 Kathy Quillin
 2000 Andy Wharton
 2001 Jennifer Bottoms
 2002 Nicole Deter
 Rachel Talley
 2003 Heather Schlichtman
 2004 Mindy O'Malley

Senior Scholar-Athlete:

1998 Crystal Richardson (English)
 1999 Christy Ralph (Education)
 2000 Katy Skaife (Education)
 2001 Jennifer Bottoms (Kinesiology)
 2002 Tiffany Woolley (Accounting)
 2003 Kim Eiben (Criminology)

Offensive Player:

1997 Kim Bryant (.326)

Jennifer Cirigliano (.326)
 Dana Gulick (.312)
 Dana Gulick (.311)
 Brett Erickson (.352)
 Danica White (.312)
 Blaire Perry (.311)
 Kim Eiben (.345)
 Rachel LeMaster (.298)

Mindy O'Malley

North Texas/Sleep Inn Classic

2010 Jessica Bachkora, Sandra Smith, Hope McLemore

NCAA All-Region Team

2000 Brett Erickson (2nd team)

NCAA Regional All-Tournament Team

2000 Brett Erickson, Tammy Kincaid
 2002 Julie Young

Northern Invitational

Softball Tourney
 1999 Rachel Talley

San Diego State Classic

1997 Gretchen Thompson,
 Tammy Kincaid

SEC Tournament

1999 Dana Gulick, Tammy Kincaid,
 Aly Sartini
 2000 Danica White,
 Jennifer Cirigliano
 2001 Danica White, Tiffany Woolley

Troy Cox Invitational

1999 Brett Erickson

ALL-TOURNAMENT TEAMS

Diamond Fun and Sun Classic

2006 Blaire Perry

Golden Panther Invitational (FIU)

2000 Dana Gulick (MVP)
 Jennifer Bottoms, Danica White
 2001 Heather Schlichtman,
 Rachel Talley

Hampton Inn Invitational

1999 Tiffany Woolley (MVP),
 Jennifer Cirigliano, Dana Gulick,
 Danica White, Rachel Talley

Lady'Back Invitational

1997 Tammy Kincaid

La.-Monroe Mardi Gras Classic

2001 Cortney Mitchell

Morning News Invitational

1999 Lolly Landgraf (MVP),
 Jennifer Cirigliano, Dana Gulick,
 Tammy Kincaid, Rachel Talley
 2000 Jennifer Bottoms (MVP),
 Brett Erickson, Kim Eiben,
 Danica White
 2001 Cortney Mitchell, Julie Young,
 Danica White

Metrodome Classic

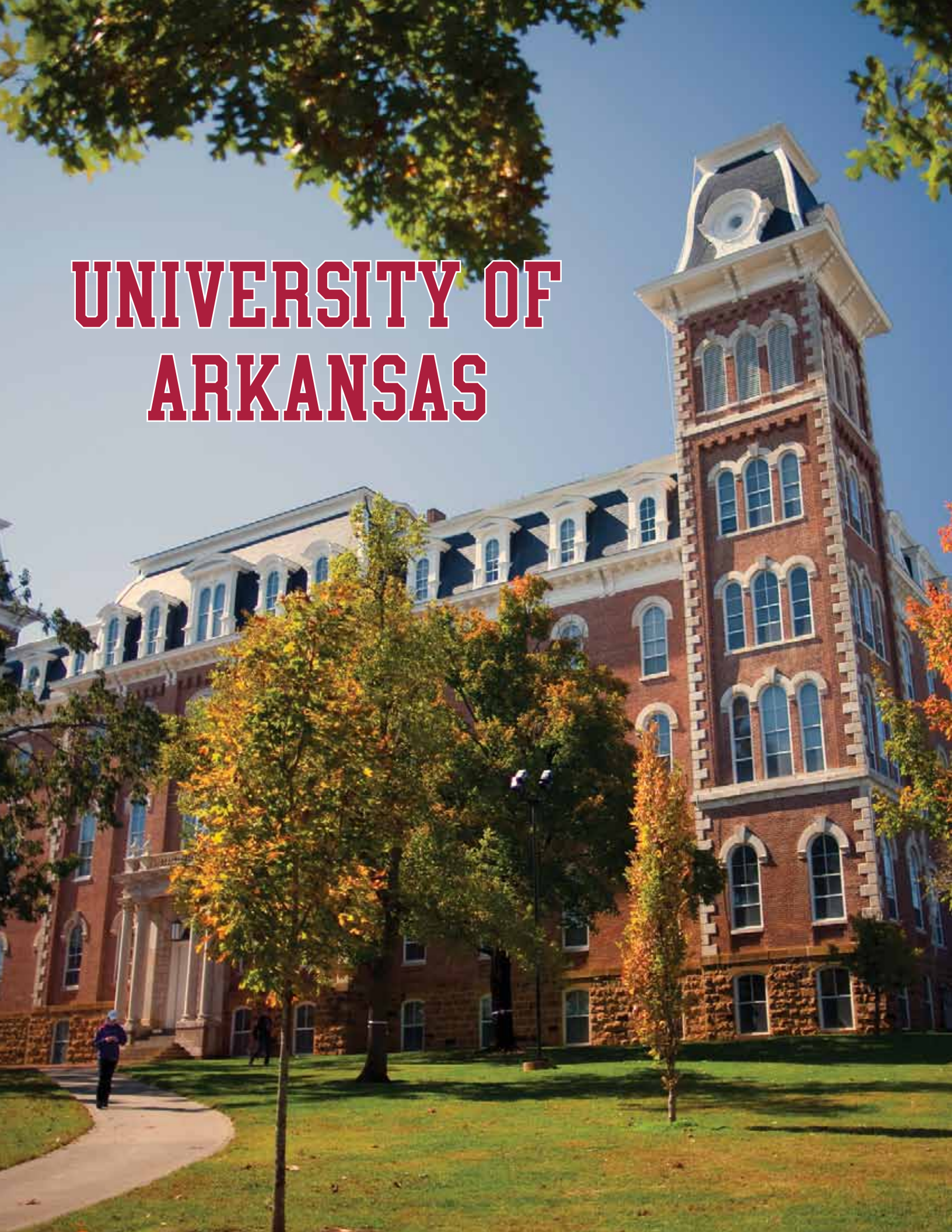
2008 Jessica Bachkora, Kayla Johnson

Mustang Roundup

2005 Kallie Foglesong



UNIVERSITY OF ARKANSAS



KNOWLEDGE

UNIVERSITY OF ARKANSAS A PORTRAIT OF THE STATE'S FLAGSHIP, LAND-GRANT UNIVERSITY

The University of Arkansas, the flagship campus of the University of Arkansas System, resides on a former hilltop farm overlooking the Ozark Mountains to the south. At the University's founding in 1871, the site was described as "second to none in the state of Arkansas."

Located in Fayetteville, the university is both the major land-grant university for Arkansas and the state university. The university was created under the Morrill Land-Grant College Act of 1862, whereby federal land sales provided funds for new colleges devoted to agriculture and the mechanic arts, scientific and classical studies, and military tactics, all designed for the liberal and practical education of the industrial classes. The university's founding satisfied the provision in the Arkansas Constitution of 1868 that the General Assembly establish and maintain a state university.

78

Citizens in Fayetteville and surrounding Washington County raised \$130,000 to secure the university's location in a state-wide competition sparked by the General Assembly's Organic Act of 1871, providing for the "location, organization and maintenance of the Arkansas Industrial University with a normal department [i.e., teacher education] therein."

Today, the University of Arkansas encompasses more than 130 buildings on 345 acres and provides nearly 200 academic programs, more than some universities twice its size. At the same time, it maintains a low student-to-faculty ratio (currently 17:1) that makes personal attention possible. The university promotes undergraduate research in virtually every discipline and makes higher education affordable with competitively priced tuition and generous financial aid.

WORLD-CLASS FACULTY

The campus culture places high value on excellent teaching. At this mainly residential campus, the faculty numbers nearly 1,000, of which almost 95 percent are full-time. Nine of every 10 faculty members hold either a doctorate or terminal degree in their field, and more than 65 percent of the faculty is tenured.



DID YOU KNOW?

7

Fayetteville ranks No. 7 on the Forbes.com's list of "Top 10 College Towns."

14

Razorback basketball is ranked #14 on the Forbes.com's list of "College Basketball's 20 Most Valuable Teams".

NUMEROUS

Arkansas is home to Rhodes, Marshall, Goldwater, Udall, NSF and James Madison recipients.

120,000

Senior Walk features names of more than 120,000 graduates.

100

Arkansas presses publish nearly 100 books each year.

700

More than \$700 million in construction projects were completed in the past decade

The instructional mission is aided by the Cordes Teaching and Faculty Support Center, a program run by faculty for faculty. The center involves as many as 400 faculty and nearly 200 teaching assistants per year in regularly scheduled programs, seminars, workshops and an annual off-campus teaching retreat as well as individual assistance to update and enhance their teaching methods.

This emphasis is reinforced by the University of Arkansas Teaching Academy, which consists of faculty recognized by their peers, colleges and the larger university for teaching excellence. In 2000, the academy began producing Inquiry,

OLD MAIN

One of the original buildings of Arkansas' campus, Old Main symbolizes the strong connection to the past and the focus upon the future which come together in the present at the University of Arkansas. Completed in 1876, Old Main stood the test of time until the mid-1980s when age and modern building codes threatened to send it to the wrecking ball as it did its sister building at the University of Illinois. A major fund-raising campaign by alumni totally renovated Old Main. Reopening in 1992, the building maintains the feel of a Victorian-era building with high ceilings and elaborate wooden trim. Just below the surface of the period hardwood floors, Old Main is hard-wired to the internet and built to last well into its second century.

Even with renovation, Old Main remained unfinished until 2006. One of the gifts during the Campaign for the Twenty-First Century specified the installation of a clock, originally planned for the blank faces of the south tower.

As mentioned, Old Main was built from shared plans with its counterpart on the Illinois campus, with one important difference. The north tower of Arkansas' Old Main is taller than the south tower. Legend says this was symbolic of the Civil War as the lead engineer was a northern veteran.

the first undergraduate research journal published by an Arkansas institution of higher learning.

WORLD-CLASS FACILITIES

Over \$700 million in construction projects were completed on campus in the past decade, are now under construction or are in the planning stages. These include plans to upgrade or renovate several of our historic buildings. The university is also engaged in an ambitious program to improve the energy efficiency of 35 of our buildings, in an on-going effort to create a sustainable campus.

WORLD-CLASS SUPPORT

Investment in the future is critical, and the unprecedented Campaign for the Twenty-First Century that concluded in 2006 resulted in a billion dollar infusion of gifts to the University of Arkansas. The effort included the largest single gift to a U.S. public university in the history of American philanthropy: a \$300 million gift from the Walton Family Charitable Trust. Primary among the programs created by the Walton gift was the designation of \$200 million toward the establishment of the Honors College.

That kind of commitment from the state and the region is not uncommon. It was the effort of the city of Fayetteville and Washington County in submitting the highest bid to the state in the 1870s that resulted in the University of Arkansas opening its doors here on Jan. 22, 1872.

SENIOR WALK

The University of Arkansas is proud to be the last university in the nation maintaining what once was a common tradition of etching its graduates' names into the campus sidewalks. The 100,000th graduate's name went down in cement during the 1990s. The names on Senior Walk stretch over five miles of campus sidewalks.

The story of Senior Walk is a perfect example of how the University of Arkansas brings its commitment to the past together with innovations for the future. When the costs involved in hand-etching names into concrete forced numerous other universities to give up, the University of Arkansas turned to its physical plant and engineering school grads to create a one-of-a-kind computerized sandblasting machine -- the SandHog. Each summer, the SandHog roars across the front lawn of Old Main, etching the names of graduates into sidewalks.

COLLEGES AND SCHOOLS OF THE UNIVERSITY OF ARKANSAS

Honors College

Dale Bumpers College of Agricultural, Food and Life Sciences

Fay Jones School of Architecture

J. William Fulbright College of Arts and Sciences

Sam M. Walton College of Business

College of Education and Health Professions

College of Engineering

Global Campus

Graduate School

School of Law

BROAD RANGE OF DEGREES

At Arkansas, students can major in one of over 120 undergraduate disciplines, many of which prepare them for entry into graduate studies ranging from law to medicine.

TEN COLLEGES AND SCHOOLS: ONE UNIVERSITY

The University has five colleges, four schools and a global campus to provide a wide range of majors, from agricultural business to biological engineering, from architecture to nursing, from transporta-

tion and logistics to international relations, all taught by nationally acclaimed faculty.

A program in nanoscience that combines students and faculty in physics and engineering has made the university the leader in production of nanomaterials for universities across the country.

No matter what students choose to study the University of Arkansas has the programs, the faculty and the facilities to prepare them for the careers they want in the future.



79



RESEARCH

DISCOVERY THAT IS MAKING LIFE BETTER FOR ARKANSAS AND THE WORLD

The Carnegie Foundation categorizes the University of Arkansas as a research institution with “high research activity,” placing it among the top 10 percent of universities nationwide. In simple terms, the university is in the top tier of 150 research universities among the nation’s more than 4,000 post-secondary institutions — and growing in research activity and expenditures each year.

As a land-grant and state university, the institution considers research, scholarship and creative endeavor — all leading to the advancement of knowledge — a significant component of its primary mission. The university’s faculty members are active researchers and scholars who consistently attract international attention in the arts, sciences, humanities, technology, business and education.

Research expenditures at the University of Arkansas for fiscal year now exceed \$117 million per year, making research activity a significant academic element at the university and an economic engine for the state. It’s also not uncommon anymore

for research awards to the university to rise at double-digit percentage rates, and such awards also are approaching the \$100 million level.

In addition to the work performed by faculty through individual and collaborative efforts in their academic departments, special research and outreach programs — often interdisciplinary — are conducted in approximately 50 centers and organized research units around campus.



- The Chemical Hazards Research Center has the largest ultra-low-speed boundary layer wind tunnel in the world. The wind tunnel simulates releases of heavier-than-air gases into the atmosphere. It has been used to simulate potential disasters and to trace the path of disasters that have occurred, such as the catastrophic 1984 Union Carbide leak in Bhopal, India.

- The High Density Electronics Center has established itself as one of the top electronics packaging research and education facilities in the world. HiDEC has executed contracts from government and industry totaling more than \$30 million. Projects have ranged from multichip module design to the development and evaluation of new technologies and electronic products.

- The Center for Advanced Spatial Technologies has been recognized nationally for its data storage and retrieval warehouse, GeoStor, by the Urban & Regional Information Systems Association. The center works with people across campus in various disciplines, offering researchers the latest in innovative technologies. This has led to interdisciplinary collaboration in fields as diverse as engineering, agriculture, anthropology and sociology.

AMONG THE LEADING-EDGE CENTERS AND RESEARCH ACTIVITIES:

- The RFID Research Center laboratory conducts research in the most efficient use of radio frequency identification and other wireless sensor technologies throughout the supply chain, with a particular emphasis on the retail supply chain. Positioned in northwest Arkansas at the epicenter of retail activity, the RFID Research Center laboratory is a multidisciplinary “supply chain in a box” devoted to examining the technology as used in retail, storeroom and warehouse environments.

- The Center for Sensing Technology and Research features a 9.4 Tesla Fourier transform mass spectrometer, which uses a high-powered magnet that improves the resolution of images of molecules and provides detailed information about their structure. Coupled with other instruments in the High Performance Mass Spectrometry Laboratory, the mass spectrometer offers high-resolution laser desorption mass spectrometry, which is not available at any other public laboratory in the country.

POINTS OF PRIDE

THE DISTINCTIVE CHARACTERISTICS OF THE UNIVERSITY OF ARKANSAS

UNIQUE TRADITIONS

Starting on Old Main's front step with the year 1876, the names of the more than 125,000 graduates have been chiseled into more than two miles of campus walkways, grouped by year of graduation. It's not uncommon to see alumni strolling Senior Walk to rediscover their own names and fond memories of accomplishment and fun.

Old Main, the university's signature building, designed in Second Empire architectural style, has come to symbolize higher education in Arkansas. Old Main is one of 11 campus buildings on the National Register of Historic Places. Today, it is the home to the J. William Fulbright College of Arts and Science, the largest academic college within the University of Arkansas.

The Inn at Carnall Hall and Ella's Restaurant comprise the university's own on-campus hospitality center. The beautiful, 50-room historic inn and five-star restaurant are both overseen by the hospitality and restaurant management academic program in the Dale Bumpers College of Agricultural, Food and Life Sciences. Carnall Hall was built in 1905 as the university's first women's residence hall. The building was named after Ella Carnall, one of the campus' first female faculty members.

THE FULBRIGHT LEGACY

Since its founding, the University of Arkansas has compiled a remarkable record of scientific, technological, intellectual and creative accomplishment. This accomplishment is exemplified by the late U.S. Senator J. William Fulbright, a Rhodes Scholar as a student and eventual president of the university (1939-41). Fulbright went on to serve at the national level, founding in 1946 the greatest international exchange program for faculty and students in the world.

Fulbright's injunction for academia guides the University of Arkansas to this day: "The highest function of higher education is the teaching of things in perspective, toward the purposes of enriching the life of the individual, cultivating the free and inquiring mind and advancing the effort to bring reason, justice and

humanity into the relations of men and nations."

The University of Arkansas has long been an institution of strong international orientation. In 1951, under U.S. State Department auspices, the University became the first land-grant institution in the nation to assemble an agricultural foreign mission. The object of that mission was to

assist Panama in establishing an agricultural teaching, research and extension program similar to the one that had been so successful in modernizing agriculture in the United States.

CHANGING THE WORLD

Some internationally significant ways that the University has – and is – changing the world:

- Barnett Sure, a University of Arkansas professor of agricultural chemistry, pioneered nutrition research

that led to the co-discovery of vitamin E, a vitamin high in antioxidants. His work also led to understanding of how vitamin E, amino acids and B vitamins affect reproduction and lactation.

- As world population grew during the 20th century, so did the contribution of research at the University of Arkansas. Marinus C. Kik, a professor of agricultural chemistry from 1927 to 1967, developed the process for parboiling rice, one of the most plentiful grains in undeveloped parts of the world. Kik's process increased retention of vitamins and shortened cooking time.

- In 1948, Silas Hunt became the first black person to integrate a traditionally white Southern university, enrolling in the University of Arkansas School of Law six years before the Brown v. Board of Education decision. Likewise, Edith Irby Jones soon after became the first black graduate from a Southern university, attaining her medical degree from the University of Arkansas for Medical Sciences. Both acts happened without litigation or protest.

- When John Pople and Walter Kohn received the 1998 Nobel Prize in Chemistry, they cited the research of University of Arkansas chemist Peter





Pulay as the building block for their prize-winning work. Early in his career, Pulay developed techniques for determining the shape and size of molecules that would permanently change the way scientists study matter. Today his approach is used by theoretical chemists around the world to determine the geometry of large, biologically important molecules.

- Two professors and a university alumnus – Harold Dulan, E.J. Ball and Lewis Callison – created the nation’s first commercial variable annuity life insurance company, later bought by Aetna Insurance. Today, variable annuities are used worldwide in estate planning for participation in economic growth and as a hedge against inflation.

82

- In 1950, the University of Arkansas built the first American facility to integrate the study of fine arts. Edward Durell Stone, a former student who was by then an internationally recognized architect, designed the Fine Arts Center and followed on this early effort later to design the Kennedy Center for Arts in Washington, D.C. Other universities and colleges also followed Arkansas’ example, developing cross-curricular exchanges so that artists, musicians, actors and designers could learn from each other and draw inspiration from other similar disciplines.

- Chemistry professor Paul Kuroda predicted that self-sustaining nuclear chain reactions could have occurred naturally in earth’s geologic history. His prediction was later confirmed when scientists discovered a natural nuclear reactor in Gabon, Africa. In 1960, he predicted the existence of Plutonium-244 as an element present during the solar system’s formation. Confirmation of his theory enabled scientists to more accurately date the sequence of events in the solar system’s early history.

- The Master of Fine Arts in Creative Writing, a 60-hour program launched at the University of Arkansas in 1966, has grown into one of the most productive and highly ranked programs of its kind in America. Founded by English professors William Harrison and James Whitehead, later joined by Miller Williams, the program was an early catalyst in the transformation of the traditional study of literature into a demanding training ground for writers.

- University of Arkansas plant pathologists George Templeton, Roy Smith, David TeBeest and graduate student Jim Daniels conducted research in the early 1970s that led to the first biological herbicide for weed control in a field crop, later called Collego. Their work to avoid chemical herbicides led to worldwide development of safer biological herbicides and establishment of the Rosen Center for Alternative Pest Control at the University of Arkansas.

- Physics professors Allen Hermann and Zhengzhi Sheng mixed up a thallium-based material in 1988 that set the world’s highest temperature at which superconductivity could be sustained, leading to new advances in the manufacture of high-density electronics. Their patented material held the record for more than

five years while researchers around the world raced to catch up.

- Professor Dwight Isely of the department of entomology is considered the father of insect pest management in the United States. His research identified the weak point in the life cycle of insects that made them particularly susceptible to control strategies. Through his work on cotton insect pests, the codling moth, the striped cucumber beetle, the southern corn rootworm and the rice water weevil, American Agriculture saved millions of dollars.

- Engineering professors at the University of Arkansas invented the next-best thing to the zip code – the wide-area bar code reader, which became the most widely implemented automated mail-sorting equipment in the world. By 2000, more than 15,000 bar code readers were used in every major Postal Service facility, increasing the efficiency of processing 20 billion pieces of mail a year at a savings of \$200 million.

- Former President William Jefferson Clinton and Secretary of State Hillary Rodham Clinton started their careers as faculty members of the University of Arkansas in the mid-1970s. While a law professor, Mr. Clinton made his first runs for political office, getting elected as the Arkansas attorney general in 1976. Mrs. Clinton founded the university’s legal clinic, which still provides law students a chance to work with clients on legal problems.



CHANCELLOR

DR. G. DAVID GEARHART



Dr. G. David Gearhart became the chancellor of the University of Arkansas on July 1, 2008, following 10 years of service to the university as vice chancellor for university advancement. Previously he was senior vice president of Penn State University, during which time he was named a Fulbright Scholar, studying at Oxford University in Oxford, England.

His Bachelor of Arts degree is from Westminster College in Missouri. Both his law degree and his doctor of education degree are from the University of Arkansas. He is a native of Fayetteville.

Prior to being appointed chancellor, Dr. Gearhart oversaw the Campaign for the Twenty-First Century, the most successful capimore than \$1 billion for academic



tal campaign in Arkansas history, which raised programs.

As chancellor, Dr. Gearhart instituted the first mented a \$220 million campus building renova- as a campus-wide energy savings plan. He has also the arts on campus, including the establishment

Dr. Gearhart has additionally implemented a already resulted in over \$13 million in cost reduction and savings to the flagship campus. Campus enrollment has also grown by more than 10 percent in the last two years to almost 21,500 students. At the same time, diversity in the student body has increased significantly.

He and his wife of 35 years, Jane, have two children and one grandchild.

tuition freeze in 24 years and imple- tion and refurbishment plan, as well undertaken a renewed emphasis on of the "All Steinway Campus."

major cost savings program that has

83

DR. SHARON HUNT FACULTY ATHLETIC REPRESENTATIVE

Chancellor G. David Gearhart has appointed Dr. Sharon Hunt to be the faculty athletics representative for the University of Arkansas in August 2010.

Dr. Hunt is the first woman and non-lawyer to hold the post. Dr. Hunt has been on the University of Arkansas faculty for 20 years and has served as head of the department of health science, kinesiology, recreation and dance in the College of Education and Health Professions for that entire time except for the 2000-01 academic year, when she served as interim dean of the college.

A high school athlete, Hunt's involvement with collegiate athletics dates back to her own college days at the University of Arkansas when she played extramural sports with the women's basketball and tennis teams prior to the enactment of Title IX.

After receiving her bachelor's and master's degrees in physical education from the university, she went on to earn a doctor of education degree from the University of Georgia, where she taught a variety of sport-activity courses as a graduate assistant. Upon the completion of her doctoral degree, she joined the faculty of the University of Kentucky for 13 years, where she taught both undergraduate and graduate courses and served as the graduate coordinator for the department of health, physical education and recreation. In 1990, she and her family returned to Fayetteville.

Dr. Hunt will work closely with the athletic department, will be involved in the student-athlete advisory council on campus and will travel to represent the University of Arkansas at various SEC and NCAA meetings.

Dr. Hunt was instrumental in establishing the graduate athletic training education program in the College of Education and Health Professions, and she has worked closely with athletics on that program. The athletics department provides support to students in the athletic training education program in the form of a stipend, books and travel to the Arkansas Athletic Trainers' Association annual meeting. Two endowed scholarships for athletic training students in honor of longtime Razorback trainers Dean Weber and the late Bill Ferrell were established through the athletics department.





ACADEMICS

STUDENT - ATHLETE ACADEMIC SUPPORT FOR SUCCESS AND ACHIEVEMENT

84

STUDENT-ATHLETE ACADEMIC SUPPORT AND ACHIEVEMENT MISSION STATEMENT

The primary focus of the Razorback Student-Athlete Academic Support and Achievement Program is to provide the student-athlete with the opportunity to develop the skills necessary to be a success in college and in life. This is accomplished through superior academic counseling, life skills training and preparation to enter the job market upon graduation.

THE BOGLE ACADEMIC CENTER

There is no higher priority for the University of Arkansas Athletic Department than the academic progress of its scholar-athletes. Thanks to the generous gift of Bob and Marilyn Bogle, the home of the Razorback Athletic Department's Student-Athlete Academic Support and Achievement program is the Bob and Marilyn Bogle Academic Center. The 15,000-square foot Bogle Academic Center is located in the east side of Donald W. Reynolds Razorback Stadium. Under the overall direction of Senior Associate Athletic Director Jon Fagg, the Bogle Academic Center houses the Arkansas Razorbacks Academic Support Program, the Razorback Office of Student Life and the Career Development Program.

Associate Athletic Director for Student-Athlete Support Services Melissa Harwood-Rom oversees the staff of professionals dedicated to directing student-athletes to reach their personal academic goals, and to do so in ways that balance their academic, athletic and personal lives.

STUDENT-ATHLETE ACADEMIC SUPPORT AND ACHIEVEMENT SERVICES

The Mission Statement for the Razorback Student-Athlete Academic Support and Achievement division -- SAASA -- speaks for itself, but the improvements and achievements of the Razorbacks over the past academic year are what is most important. At Arkansas, academic services are not just good

Academic accomplishment is important for all 19 teams at the University of Arkansas and the softball team is no exception. The Razorbacks had three student-athletes earn selection to the 2010 Fall Chancellor's List and 15 selected to the 2010 Fall Department Honor Roll.

2010 Fall Chancellor's List

- Jayme Gee Kinesiology
- Ashley Martindale Kinesiology
- Hope McLemore Human Environmental Science

2010 Arkansas Athletic Department Academic Honor Roll

Academic Champion (4.0)
Jayme Gee, Ashley Martindale, Hope McLemore

Athletic Director's List (3.5-3.99)

Morgan Clark (math), Amanda Geile (childhood education), Kim Jones (sport management), Tori Mort (sport management), Jessica Robinson (kinesiology), Brea Van De Pol (kinesiology), Lindsey Wells (marketing).

Athletic Department Honor Roll (3.00-3.49)

Courtney Breault (sport management), Amanda Caldwell (international business), Brittany Griffiths (kinesiology), Meg McGuirt (nursing), Jennifer Rambo (nursing).



grades and eligibility. Along with 18 of 19 teams exceeding the NCAA standard for APR, Razorbacks earned some of the highest conference and national academic honors in the 2009-10 year including a pair of Southeastern Conference Scholar-Athletes of the Year.

It is also not about honoring the "A" student. Arkansas Athletics is committed to every single athlete improving his or her academic performance every semester, working to achieve academic "personal bests" with each class just the same as we would expect our athletes to hit personal records in competition.

**UNIVERSITY OF ARKANSAS
ACADEMIC GAME PLAN
FOR GRADUATION**

Student-athletes are expected to meet specific academic criteria in order to maintain eligibility. This is easily achieved by following the Academic Game Plan created by the Student-Athlete Academic Support and Achievement team.

The SAASA designs programs and sets specific goals to help student-athletes achieve academic success. An example of a key goal is the successful completion of 30 hours of coursework during each academic year. By maintaining this course load, Razorback athletes not only stay on track to graduate in four years, but easily meet eligibility requirements set by the NCAA.



Melissa Harwood-Rom
Associate AD for Student-Athlete Support Services



STUDY HALL AND TUTORS

A quiet setting for uninterrupted study, the Bogle Academic Center provides three types of study hall space. The computer lab (above) has over 30 stations for individual computer-based study. An open study hall is available for group or individual study, and monitored by staff members of the SAASA. There are 17 individual study carrels that provide space for tutors to meet with student athletes for individual instruction in specific subjects.

Each Razorback team sets its own criteria for study hall attendance. The use of tutors is a key element for academic success, allowing for individualized assistance and for reaching academic excellence in advanced subjects.

ACADEMICS

HONORS AND GRADUATES

HONORS AND AWARDS

Academic Excellence Program -- Recognition for Razorback athletes who exceed a 3.0 GPA each fall and spring semester.

Academic Champions -- Razorbacks who scored perfect 4.0 grades for the semester

Athletic Director's List -- Razorbacks with grades from 3.50-3.99

Athletic Department Honor Roll -- Razorbacks with grades from 3.00-3.49

Lon Farrell Award -- Presented to the graduating Razorback athlete each spring semester with the highest cumulative GPA.

Bandon Burlsworth Award -- Voted on by the university faculty as the outstanding former non-scholarship student-athlete.

Hard Working Hog -- Recognizing achievements of new personal academic bests each semester.

SEC Academic Honor Roll -- A 3.0 GPA or above for two consecutive semesters.

CLASS ATTENDANCE

The University of Arkansas Razorback Athletic Department has an overall student-athlete class attendance policy. Student-Athletes Academic Support and Achievement assists with the enforcement of this policy through regular checks on class attendance. If traveling with a team, student-athletes notify instructors early in each semester regarding assignments or exams.

STUDENT LIFE

The social and personal development of student-athletes is as important to the University of Arkansas as the academic and athletic achievement. The Office of Student Life focuses on the personal development and community service components of the NCAA CHAMPS/LifeSkills program. Training is provided in a variety of areas including financial planning, drug and alcohol education, time management, study skills and developing community service activities.



Tiffany Wright

"The University of Arkansas isn't a huge university, but it has a huge reputation. My professors were concerned with my personal goals; concerned about how I wanted to develop as an individual. There is a great amount of one-on-one mentoring with the teachers. I think one of the greatest things about Arkansas is that you are an individual, a real person — not just an I.D. number — to the faculty and staff."

Tiffany Wright (BA, 1998)

Tiffany Wright went from 1998 NCAA Women's Final Four to graduation to sideline reporter for ESPN's coverage of the WNBA within weeks. Today, she is the sports anchor at ABC affiliate, WSOC, in Charlotte, N.C.

CAREER DEVELOPMENT

The purpose of the Career Development Program is to assist student-athletes in making a smooth transition from the University of Arkansas into the workplace. This process begins during the freshman year with a one-hour course on career options. Workshops are held to provide student-athletes training in resume writing, interviewing skills and etiquette. Individual assistance with locating summer internships and job placement gives student-athletes a head start into their chosen careers.



2011 SALUTE TO EXCELLENCE

The University of Arkansas Athletics Department and the Razorback Foundation hosted its annual Razorback Red Tie Dinner, auction and Salute to Excellence Awards banquet in January, 2011 at the Embassy Suites in Rogers, Ark.

This year marks the 14th season the Razorbacks have honored a student-athlete with a Salute to Excellence award. In addition, it is the largest group of honorees, matching last year's total with six student-athletes being recognized.

The 2010-11 honorees include two Razorback Scholar-Athlete award winners in Jessica Bachkora (softball) and James McCann (baseball), Razorback Athletes of the Year Yi-Ting Siow (swimming) and Ryan Mallett (football) and the Spirit of the Razorback Award which will be awarded to Kelli Shean (women's golf) and Jake Bequette (football).

Each year, the Razorbacks recognize student-athletes whose performance throughout his or her career serves to lift up their sport to new heights and whose character exemplifies the goals of the athletic department.

In addition to the dinner, attendees enjoyed a social hour before dinner as well as live and silent auctions.

RAZORBACK SCHOLAR-ATHLETE AWARD -- Jessica Bachkora

- SEC 2010 Scholar-Athlete of the Year.
- 2010 Capital One Academic All-America First Team.
- SEC Spring Academic Honor Roll.
- Capital One Academic All-District first teams in 2009 and 2010.
- 2010 NFCA First-Team All-Region honors.
- 2009 NFCA Second-Team All-Region honors.
- Two-time member on the All-SEC team (first-team, freshman team).
- Bachelor's degree in kinesiology; 3.902 GPA.
- Minor in business.
- Returned to team in 2010-11 as a graduate assistant manager.
- Holds school records for average, stolen bases, runs, hits, doubles, total bases.
- Played center field for the Razorbacks.

WHO ELSE GRADUATES FROM THE UNIVERSITY OF ARKANSAS?

Here's a short list of some of our numerous notable graduates:

- Steve Atwater (BSBA '88), Two-time Super Bowl participant with the Denver Broncos
- Regina Blakely (BA '81, JD '85), Former CBS News Reporter
- George W. Haley (LLB '52), U.S. Ambassador to Gambia, brother of author Alex Haley
- Jerry Jones (BA '65), Owner of the Dallas Cowboys
- Ronald LeMay (BSBA '72), CEO, Sprint
- Robert Maurer (BS '48), Inventor of fiber optic technology at Corning Glass
- Rodney Slater (BA '80), First African-American U.S. Secretary of Transportation
- Pat Summerall (BSE '53), Former CBS Sports and Fox Sports announcer
- Don J. Tyson, Jr. ('52), Founder, Tyson Foods
- Jim C. Walton (BSBA '71), President, Walton Enterprises
- S. Rob Walton (BSBA '66), Former Chairman of the Board, Wal-Mart Stores

FAMOUS RECENT RAZORBACKS

- Felix Jones (First Round NFL, Dallas Cowboys)
- Darren McFadden (First Round NFL, Oakland Raiders)
- Lauren Ervin (Third Round WNBA, Connecticut Sun)
- Sonny Weems (Second Round NBA, Chicago Bulls)
- Stacy Lewis (LPGA member, tied for third at U.S. Women's Open)
- Logan Forsythe (First Round MLB, San Diego Padres)
- Wallace Spearmon (200), Veronica Campbell-Brown (200), Nicole Teter (800), Christin Wurth-Thomas (1,500), Amy Yoder Begley (10,000), Deena Kastor (Marathon) and April Steiner Bennett (pole vault) all at the Beijing Olympics.

IN THE COMMUNITY

GIVING BACK TO NORTHWEST ARKANSAS AND THE WORLD

Community service is a vital part of the educational process for any college student, and Razorback athletes continued to make it a priority in 2009-10.

With guidance from the Student-Athlete Development office, Razorback student-athletes, coaches and staff members participating in a number of events throughout the year. Here's a brief look at some of those projects.

- ♦ Going out to area elementary schools to support the Book Hogs reading program and the Sweat Hogs physical education awareness program.
- ♦ Individual team projects ranging from volunteering at the Fayetteville Public Library, working with Habitat for Humanity, assisting with area shelters, helping the local youth programs like the Scouts, holiday shopping and meal programs and visiting area nursing homes.
- ♦ Teaming with Numana, Inc. for Razorback Relief: Operation Haiti, a 24-hour marathon to package, more than 1.4 million meals for the Haitian relief effort.

The quiet efforts of our 19 Razorback teams have a long-lasting impact on the youth of our state. The incredible positive benefit of the time spent by the Razorbacks helping the community pays tremendous dividends, not only for the University of Arkansas, but for the entire community.

And while we focus here on the positive benefits for the fresh young faces who receive an autograph or a kind word of encouragement from a Razorback, we know that there is a considerable impact upon our student-athletes, our future leaders. The opportunity to give back impresses upon them that no matter their personal circumstances when they arrived in Fayetteville, they have a chance to not only improve their lives, but touch the lives of others.



Several Razorbacks shared some putt-putt time with young fans as a part of Make a Difference Day. Razorback athletes from all sports participated in various community service activities across the city of Fayetteville.



At left: the Razorback men's basketball team served meals over the Thanksgiving holiday. Above: members of the Razorback gymnastics team take part in Razorback Relief: Operation Haiti helping to package more than 1.4 million meals in 24 hours.



Razorback student-athletes are regular speakers at both Book Hogs Read To Win and Sweat Hogs, a program that encourages physical fitness in the elementary schools.

Book Hogs is one of the largest department outreach programs. Razorback student-athletes are guest readers in elementary classrooms and there are contests for reading the most books with the winners recognized at Razorback sporting events.



Bottom right: members of the Razorback women's golf team help out a local food shelter.

JEFF LONG

VICE CHANCELLOR FOR INTERCOLLEGIATE ATHLETICS AND DIRECTOR OF ATHLETICS

Entering his third full year as Vice Chancellor and Director of Athletics, Jeff Long has not only guided the University of Arkansas' Department of Intercollegiate Athletics through a period of unprecedented transition, he has transformed and revitalized a tradition-rich athletics program encompassing 19 sports and more than 460 student-athletes. Long has not only accepted, but embraced the challenge of leading a Razorback program that serves as a source of pride for so many at the University of Arkansas, in all corners of the state and to thousands of Razorbacks all around the world.

Long has established a multi-faceted combined athletics program uniformly committed to the development of student-athletes academically, athletically and socially. A part of Chancellor G. David Gearhart's Executive Committee, Long and other members of the campus leadership team are charged with developing policies and charting the course for the future of higher education at the University of Arkansas. Since his arrival, Long and his staff have re-engaged the athletic department with the university community working to more fully integrate Razorback Athletics into the campus environment. Razorback Athletics stepped forward with a \$1 million gift to support the university's academic mission in 2009-10 which brought the department's support of the greater university community to nearly \$4 million. The department has pledged another \$1 million gift for 2010-11.

The success of Long's approach can be measured in part by the remarkable accomplishments of the Razorback program in his tenure. Arkansas has captured six conference championships and advanced to

40 NCAA post-season competitions while drawing more than a million fans annually to campus to cheer on the Razorbacks.

In the classroom, the Razorbacks exceed national APR multi-year rate standards in 18 of 19 sports. For the first time in program history, all 19 sports exceeded the yearly APR benchmark rate in the most recent report (2008-09). The academic success has coincided with a transformation of the program's academic achievement approach from maintaining eligibility to focusing on student-athlete advancement towards a college diploma.

In the community, Razorback student-athletes are more active than ever volunteering more than 2,500 hours of time in between the rigors of school and athletic practice and competition. Community outreach initiatives including Lift Up America, Book Hogs, Sweat Hogs, Razorback for a Day and Razorback Relief have Razorback student-athletes making a difference in Arkansas and around the world. In 2009-10, the Lee Spencer Cup was established to annually recognize the Razorback team that earns distinction in the classroom, in athletic competition, in personal development and in the community.

Administratively, landmark agreements have been negotiated with ISP and with Southeastern Conference television partners to guarantee future revenue streams and secure the financial base of the program in uncertain economic times.

Even the most optimistic outlook would have been hard pressed to foresee the level of success that the Razorback program would attain in such a short time after Long was selected to replace legendary athletic director and former Razorback football coach Frank Broyles in September of 2007. Before Long officially took the reins, Arkansas announced that it would combine its previously independent men's and women's athletic programs into one combined athletic program.

Shortly after that announcement, Long was busy engineering the first coaching search of his tenure. Long not only found the next head football coach, he convinced Bobby Petrino, one of the most successful collegiate coaches in recent history, to return to the college game at Arkansas.

By the time, Long of-



icially started his new position on Jan. 1, 2008, he had already accomplished a list of tasks vital to the short and long-term health of the Razorback program. He had begun the process of carefully blending the men's and women's athletic departments into one unified department and establishing a new administrative structure. Under Long's leadership, Arkansas revised policies governing class attendance, drug testing, the NCAA Opportunity Fund as well as other compliance and business office procedures. The academic support services division was re-organized and a formal division of student life was created focusing on student-athlete development and community service.

Long was busy on external issues as well. In 2008, Arkansas returned to the classic Razorback logo. The new branding was featured in the launch of a new website ArkansasRazorbacks.com. In 2009-10, Arkansas hosted a year-long celebration commemorating "100 Years of the Razorbacks" and launched a new official newspaper of the department, *Inside Razorback Athletics*.

Long worked tirelessly to maintain long-time relationships and to forge new relationships for the benefit of the Razorback program including extending Arkansas' relationship with War Memorial Stadium in Little Rock. Long was also instrumental in helping re-establish the Razorbacks' presence in Texas, partnering with former Razorback Jerry Jones to develop the Southwest Classic, a 10-year football series with Texas A&M played at the new Dallas Cowboys Stadium.

Perhaps his most impressive accomplishment came when he brokered a new partnership with ISP to form Razorback Sports Properties. As economic indicators



"WE WILL PROVIDE OPPORTUNITIES FOR STUDENT-ATHLETES TO ACHIEVE THEIR FULLEST POTENTIAL ACADEMICALLY, ATHLETICALLY AND SOCIALLY, WHILE COMPETING SUCCESSFULLY AT THE HIGHEST LEVEL."

were beginning to point toward challenging economic times, Long signed Arkansas to a deal that will guarantee the Razorback program \$73 million in the next 10 years. Long recently negotiated an extensive all sports apparel and footwear all sports agreement with NIKE, Inc. that will outfit all 19 Razorback sports programs through the 2014-15 season.

A number of athletic facilities have also seen a transformation with Bud Walton Arena undergoing extensive renovations, including replacement of the lower seating bowl and the addition of courtside seating, ribbon boards and a courtside club room. In the spring of 2009, Bogle Park, arguably the nation's best softball facility, was dedicated on the Arkansas campus and a new synthetic playing surface was installed at Donald W. Reynolds Razorback Stadium. Long remains committed to maintaining Arkansas' reputation as the home to some of the nation's best playing venues while targeting much needed facility improvements crucial to the overall development of student-athletes. The department recently commissioned a master facilities plan to assess facility needs for the future success of the Razorback program.

Arkansas' program flourished in Long's first year, finishing 24th in the NACDA Directors Cup, its best finish in nearly a decade. In his first full year at the helm, Arkansas scored a program-record 730 points on its way to a 25th-place finish. The back-to-back top 25 Directors Cup finishes marked only the second time in school history the Razorbacks accomplished that feat.

A veteran administrator with a track record of the highest commitment to the concept of "student-athlete," Long has had more than two decades experience in athletic administration at the Division I level including at the University of Pittsburgh, University of Oklahoma, University of Michigan, Virginia Tech University and Eastern Kentucky University prior to arriving at Arkansas. While known as an innovator in athletic department management, Long also understands the coach's perspective from time spent in coaching and administrative staff positions at Duke University, Rice University and North Carolina State University.

On the forefront of NCAA governance, Long served on the NCAA Management Council as one of the athletic administrators who oversaw the operations and regulation for Division I. His experience as an athletic director and administrator in America's most prestigious conferences – the Big 12, Big Ten, Big East, Atlantic Coast and now SEC gives Long a uniquely informed perspective on intercollegiate athletics.



The Long Family: Christina, Fanny, Stephanie and Jeff.

During his career, Long has served in five of the six Bowl Championship Series leagues.

Prior to assuming his current roles at Arkansas, Long served for four years as the athletic director at Pittsburgh. During his tenure, Long redefined Pitt athletics, most notably through the "Quest for Excellence" campaign. Designed to enhance the student-athlete experience for Panther athletes through scholarship endowments and capital gifts for facility construction and renovation, the Quest resulted in almost \$34 million in just over two and a half years.

His commitment to building the Pitt athletics brand resulted in a new primary mark for the Panthers which returned the powerful "PITT" brand to Pittsburgh. He established a partnership with adidas for uniforms and apparel for all 19 Pitt teams and an agreement with ISP Sports.

Long's four-year tenure added up to Pittsburgh becoming one of the nation's top programs, notably the Panthers' selection as the No. 17 overall program in the nation in the December 2006 *Sports Illustrated on Campus* All-Sport Rankings.

As an athletic leader, Long was a key advocate for the Big East during the league's time of membership transition. Due in part to his leadership, the Big East maintained its position as a key member of the Bowl Championship System, and the Pitt Panthers earned the Big East's automatic berth in 2004 at the Tostitos Fiesta Bowl. Along with his tenure on the Executive Council, Long also served on the NCAA's Sports Wagering Task Force in 2004, and as a member of the Executive Committee of the Division I-A Athletic Directors' Association.

Before arriving at Pitt, Long was senior associate athletic director at Oklahoma for two and a half years. Responsible for the

external affairs of the Sooners, he oversaw key brand areas of marketing and promotions, licensing, media relations, ticketing, radio and television rights and SoonerVision productions. In addition, Long was the primary administrator for the Sooners' highly successful football and men's basketball programs, along with sport supervision of baseball, wrestling and both golf teams.

Long's first appointment as a director of athletics was at Eastern Kentucky where he served for two and a half years. He made several revisions to the ECU athletic infrastructure and completed several facility projects. Long created the first modern corporate partner and sponsorship structure at ECU. Prior to Eastern, Long had a brief stay with Virginia Tech as an associate athletics director.

He began his career in college athletic administration at Michigan, hired by legendary coach and athletics director, the late Bo Schembechler. During his seasons with the Wolverines, Long was promoted through a series of posts to the position of associate athletics director.

A former two-sport athlete at Ohio Wesleyan, Long earned seven varsity letters for the Bishops in football and baseball before completing his degree in economics in 1982. He started his post-graduate career in athletics as a graduate assistant football coach at the cradle of coaches, Miami University of Ohio. Long earned his master's in education at Miami in 1983, moving on to football staff positions at Rice, Duke and N.C. State prior to joining Michigan.

An Ohio native from Kettering, Long is married to the former Fanny Gellrich of Ann Arbor, Mich. The Longs have two daughters, Stephanie and Christina.

ARKANSAS SENIOR STAFF

BEV LEWIS

ASSOCIATE VICE CHANCELLOR AND EXECUTIVE ASSOCIATE AD

For almost three decades, Bev Lewis is synonymous with the University of Arkansas and Razorback women's sports teams. While the 2007-08 season was her 27th season at the University, it also proved one of the most important in her time at Arkansas. Lewis was a key player in the decision to bring together the University's men's and women's departments. Starting on Jan. 1, 2008, she became an associate vice chancellor for the University and the executive associate athletic director of the unified Razorback Athletic Department.

Lewis, the former women's athletic director, now serves as associate vice chancellor and executive associate athletic director for administration and sport programs. Lewis is also the coordinator of a five-member sport administrator group that provides day-to-day administrative support for each of Arkansas' 19 sports. Lewis is the sport administrator for women's basketball, men's and women's cross country, men's and women's track and field, men's and women's golf, gymnastics, softball and volleyball. In addition, Lewis is the primary administrator working with the Razorbacks' strength and conditioning units and athletic training and sports medicine program as well as overseeing the media relations and new media divisions. She also serves as a liaison to the faculty senate and the faculty athletic committee, and coordinates the department's NCAA certification, Title IX compliance and strategic planning.

The largest portion of her service to the university was her 19-year tenure as the Director of Women's Athletics. As a result of her strong emphasis on the classroom, Razorback female student-athletes received numerous academic honors including national academic All-American of the year, team academic national titles and the University's first two SEC/H. Boyd McWhorter Scholar-Athletes of the Year.

Her leadership was also a part of the success of the University's Campaign for the Twenty-First Century. Lewis directed Women's Athletics to over \$11.5 million in direct support for women's teams. During the campaign, Lewis received one of her greatest personal honors as Bob and Marilyn Bogle requested that Arkansas' \$6 million facility be named the Bev Lewis Center for Women's Athletics.

In 1998, she was voted into the University of Arkansas Hall of Honor by the University's letterwinners in recognition of her contributions both as a coach and an administrator.

Lewis served collegiate athletics at the highest level as an administrator, first with the NCAA Championship Cabinet and most recently on the NCAA Management Council.

Prior to assuming the duties of AD, Lewis was women's cross country and track coach. Her Arkansas coaching milestones included the first women's squad to achieve a national ranking and the first conference championship team with the 1988 Southwest Conference Cross Country Championships.

Lewis earned her bachelor's degree from Central Michigan in 1979 and followed it with her master's from Purdue prior to her arrival at Arkansas in 1981.

Her husband, Harley, is the former athletic director at the University of Montana, former assistant director of championships with the NCAA, and former development officer at Arkansas.



JON FAGG

SENIOR ASSOCIATE AD FOR COMPLIANCE AND STUDENT-ATHLETE SERVICES

Overseeing all aspects of compliance and academics, Jon Fagg joined the University of Arkansas as a senior associate athletic director for compliance and student-athlete services in the summer of 2008. He serves as member of the senior management group for the Department of Intercollegiate Athletics.

Fagg's department supervision of NCAA and Southeastern Conference rules compliance and education is a new position for Arkansas. In addition to reporting directly to the vice chancellor and director of athletics, Fagg will have an informational reporting relationship on compliance issues with the University's Office of the General Counsel.

In addition to compliance, Fagg also supervises the student-athlete services department which advises and offers support to more than 450 Razorback student-athletes.

Fagg joined the Razorback staff after spending the past seven years at North Carolina State University. Hired at North Carolina State in March 2001, he served four and half years as an assistant athletics director for compliance before being promoted to associate athletics director for compliance in the fall of 2005.

While with the Wolfpack, Fagg's responsibilities included coordinating all aspects of the NCAA compliance program, including rules education for intercollegiate staff and related university personnel, and advisement, education and interpretations regarding NCAA rules and regulations.

Prior to his tenure at North Carolina State, Fagg spent three years as the assistant athletics director for compliance at Fresno State University. He also served one year as director of compliance for the Big South Conference.

His first athletics administrative experience came at Mars Hill College where he handled compliance duties as well as serving as an assistant coach for the football team for three seasons.

His coaching experience also includes a stint as an assistant coach at Davidson from February 1992 to June 1993 and as a GA coach at his alma mater, the University of Arizona, from January 1991 to February 1992.

Fagg and his wife Amanda have three children: Jon Madison and twins, Reed and Ellie.



MATT TRANTHAM

SENIOR ASSOCIATE AD FOR INTERNAL OPERATIONS

Overseeing Razorback facilities, event management and equipment operations, Matt Trantham begins his third year at the University of Arkansas as the senior associate athletic director for internal operations.

Supervising several major projects in his first year with the Razorbacks, Trantham guided the \$2.5 million renovation of Bud Walton Arena and the \$1.3 million restoration of synthetic playing surface at Donald W. Reynolds Razorback stadium in 2008-09. This year, he is overseeing the Master Plan currently underway for all athletic facilities.

Prior to joining Arkansas, Trantham began his career with the Sooners in July 1999 as the promotions director for the athletic department where he worked with all 20 of OU's teams. He was named assistant athletic director for event management in 2004 and was promoted to associate athletic director in 2006.

In his role as associate AD for event management, Trantham oversaw more than 500 events a year, coordinated the efforts of more than 1,500 event staff members and was responsible for activities within 13 athletic facilities. He also served as OU's liaison with all postseason events including both Big 12 and NCAA championship competitions.

Prior to joining the Sooners, Trantham spent five seasons in professional sports in Washington, D.C. Trantham earned his bachelor's of science degree in business management from Centenary College in 1990 and a master's degree in sports management from the United States Sports Academy in 1998.

Trantham and wife Kristen are parents of two sons, Will and Davis; and one daughter, Morgan.



ARKANSAS SENIOR STAFF

CLAYTON HAMILTON

**Associate Athletic Director.
Chief Financial Officer**

Clayton Hamilton joined the university in January 2010, assuming oversight of the financial affairs, business operations, and human resources. He has over 13 years of financial management experience, with stops at Colorado, Florida State, the Dallas Cowboys, and Cleveland Cavaliers. He is a member of CABMA, and served as president in 2008-09. Hamilton graduated from Arkansas in 1994 with a bachelor's degree in accounting, and from the U.S. Sports Academy in 1997 with a master's degree in sports management. Hamilton received his CPA certification from the State of Arkansas in 1998. Hamilton and wife Stephanie have two daughters, Lauren and Caylee.



MELISSA HARWOOD-ROM

**Associate Athletic Director for
Student-Athlete Academic Support and
Achievement**

Serving as the lead coordinator for academic support for all 19 Razorback sports, Melissa Harwood-Rom brings over 20 years of experience at Arkansas. Joining the university in 1989 after working with football and men's basketball at Washington State, she developed the former women's athletics department academic system before being named to oversee all teams in the summer of 2008. She and university professor Curt Rom have two children, Zoe and Clio.



CHRIS POHL

Associate Athletic Director for Events

A former championships director for the NCAA, Chris Pohl begins her seventh season at the University of Arkansas. She joined Arkansas in 2004 to manage marketing and promotion for the women's sports after 11 years at the NCAA. Pohl oversees the event management department which coordinates all home and postseason events for the Razorbacks. Her primary sport responsibilities include football, men's and women's basketball and swimming and diving. A 1981 graduate of Central Michigan and basketball letterwinner, she earned her master's in 1984 from Penn State.



BRIAN PRACT

Associate Athletic Director for Marketing

Brian Pracht joined the Razorbacks in July 2010, with more than 15 years of collegiate marketing and promotions experience working at Wichita State, Long Beach State and the Southland Conference. His responsibilities at Arkansas include overseeing marketing, promotions, ticket sales, licensing in addition to serving as the staff liaison with International Sports Properties (IMG College) and Razorback Sports Properties (RSP).



Pracht graduated in 1994 with a bachelor's degree in business administration from Emporia State in Kansas. He and his wife Amy have two daughters, Caroline and Lily.

TRACEY STEHLIK

Associate Athletic Director for Compliance

Starting her 27th year with the University of Arkansas, Tracey Stehlik serves as associate athletic director for compliance. She began her career as an assistant women's basketball coach, and was a part of the staff that won the only women's hoops conference championships at Arkansas. Stehlik worked in a variety of administrative roles since leaving the court including compliance and game management. She and husband Wayne have two daughters, Mollie and Maggie.



KEVIN TRAINOR

**Associate Athletic Director for
Public Relations**

Starting his 16th season at Arkansas, Kevin Trainor is in his third year as associate athletic director and his first as the department's Public Relations Director. Trainor was a nearly 20 year veteran in the media relations office before assuming his current role. A university graduate in journalism in 1994, he earned his masters at Arkansas in 2005. Trainor and his wife, the former Ruth Whitehead, are the parents of two daughters, Emma and Ellie.



JUSTIN MALAND

Asst. Athletic Director for Facilities

Justin Maland begins his fourth year as an assistant athletic director for facilities and his ninth with the Razorback athletic department. The Harrison, Ark., native was a catcher at Hendrix College, and joined Arkansas through the baseball staff in 1999. He earned his master's in sports management from Arkansas in 2001. He is married to the former Sarah Parnell, and the Malands are the parents of two children, Macy and Jack.



DR. BILL SMITH

Asst. Athletic Director for New Media

Beginning his 22nd year with the university, Dr. Bill Smith manages internet operations for the athletic department, ArkansasRazorbacks.com, and oversees brand compliance and printed projects. Smith earned his doctorate at the university in 1999, and has been an adjunct instructor at both Arkansas in journalism and NorthWest Arkansas Community College in history. He and his wife Libby have two children, Will and Ashley.



ERIC WOOD

Asst. AD for Student-Athlete Development

Eric Wood begins his second year with Arkansas working to develop programs that contribute to the personal growth and character development of Razorback student-athletes. Wood worked in a similar role at the ACC and is the current chair of the NCAA Student-Athlete Affairs Advisory Committee. He also spent a year at Wake Forest and at the University of New Haven. Wood is a 1998 graduate of Sacred Heart University and was a three-year letterman in football. He earned his Master's Degree from Clemson in 2000. Wood and his wife Celia are originally from the Bronx, N.Y. The couple welcomed their first child, Eliana Jewel, this year.



RAZORBACK FOUNDATION, INC.

Performing the vital role of supporting the student-athletes at the University of Arkansas with financial support, the Razorback Foundation, Inc., is in its fourth decade of working alongside the athletic department to advance Razorback Athletics.



The goal of the foundation is ensuring that the more than 460 student-athletes at Arkansas have the equipment, facilities and overall support to achieve the goals of graduation and athletic achievement.

For the first time in school history, all 19 Razorback head coaches and members of the athletic department's executive and senior administrative staffs are members of the Razorback Foundation. The pledge of personal support by those inside the department led the way for a growth in membership that saw the membership total increase from 10,390 in November 2008 to 10,530 in June 2009.

From January to June 2009, Razorback Foundation staff visited with more than 11,000 people at 50 Razorback Club functions, ranging from chapter meetings to scholarship fundraising golf events hosted by local Razorback Clubs.

92

Another key factor in raising the profile of the Razorback Foundation and fostering membership growth was a renewed commitment to increasing A Club membership (former Razorback letter winners) and enhancing communication and coordination with Razorback Clubs throughout the region. To help facilitate communication with all foundation members, a new web site RazorbackFoundation.com was launched.

The Foundation, officially incorporated and relocated off campus in 1988, has helped provide financial aid for the construction for the Broyles Athletic Center (football and administrative offices), Charlie Baum Stadium at George Cole Field (baseball), John McDonnell Field (outdoor track and field), Randal Tyson Track Center (indoor track and field), Dills Indoor Tennis Center, the George M. Billingsley Tennis Center (outdoor tennis) and Donald W. Reynolds Razorback Stadium (football).

MISSION STATEMENT

The stated mission of the Razorback Foundation, Inc., is to support the athletic endeavors of the University of Arkansas Razorbacks.

The Foundation assists our student-athletes by providing for scholarships, facilities and various programs that enable them to realize their dreams of achieving a quality college education while participating in athletics on a nationally competitive level.

MEMBERSHIP LEVELS

The opportunity to participate in the annual fund giving to the Razorback Foundation, Inc., has several levels, beginning at the \$50 Razorback level and continuing up to Broyles-Matthews Scholarship Platinum. For more information about levels of giving and benefits, please visit the foundation's website at RazorbackFoundation.com.



Harold Horton
Executive Director



Chris Wyrick
Executive Dir. RSVP



Norm DeBriyn
Associate Director



Sean Rochelle
Associate Director



Marvin Caston
Assistant Director



Jessica Dorrell
Assistant Director



Jackie Rollins
Chief Financial Officer



FRANK BROYLES Athletic Director Emeritus

The start of 2008 saw the Razorback Foundation, Inc., welcome a familiar face, a man with a high profile and a long track record in athletics -- legendary Arkansas athletic director Frank Broyles.

The former national champion football coach and leader of Razorback men's athletics for almost 40 years, he closed out a 50-year career of service to the University and is now raising support for the University and the Razorback program.

A member of every significant college athletics hall of fame, Broyles was recently named to the NACDA Hall of Fame in 2008. His 19-season career as the Razorback head football coach included the 1964 National Championship, seven Southwest Conference titles and a record of 144-58-5.



Donita Ritchie
Admin. Asst. to
Frank Broyles



HOME OF CHAMPIONS

RAZORBACK ATHLETICS

42	National Championships (1 in football in 1964, one in men's basketball in 1994, 40 in men's cross country, track and field.)
118	NCAA Individual Titles (102 in men's and 12 women's cross country and track and field, two individuals in women's swimming and diving, one women's golf and one doubles team in men's tennis.)
179	Conference Team Titles - This number includes team and divisional titles won in the SWC and SEC (7 baseball, 27 men's basketball, two women's basketball, 34 men's cross country, 13 women's cross country, 18 football, one men's golf, one soccer, 28 men's indoor track and field, five men's tennis, two women's tennis, three women's indoor track, 24 men's outdoor track and field, three women's outdoor track and field, 11 volleyball.)
590	Conference Individual Titles - This number includes titles from the SWC and SEC (21 men's cross country, 11 women's cross country, one men's golf, two women's golf, two gymnastics, two swimming and diving, 28 men's tennis, 162 men's indoor track and field, 98 women's indoor track and field, 199 men's outdoor track and field, 64 women's outdoor track and field.)



93



Top: 2006 NCAA Men's Track and Field Championships. Upper right: Amy Yoder wins an individual National Title. Right: Stacy Lewis won the 2007 NCAA Women's Golf National Championship. Above: The 1994 men's basketball team returns to celebrate the National Championship. Left: The men's track and field team won the 2010 SEC Championship.



MILLION FANS

LET'S CALL THOSE HOGS

94



Fans love the Razorbacks and that is easily evidenced by the more than 1 million people who were in attendance at last year's athletic contests. Here's a look at some of the numbers and keep in mind that our attendance totals don't include men's and women's cross country, track and field, men's and women's tennis, and swimming.

- 1,149,641** Total number of fans attending Razorback home events in 2009-10
- 65,112** The average home football attendance
- 13,182** The average home men's basketball attendance
- 7,749** The average home baseball attendance
- 4,477** Fans who attended the 2010 SEC Softball Tourney at Bogle Park
- 2,505** The average home gymnastics attendance



CAMPUS LIFE

OPPORTUNITIES FOR THE MIND, BODY AND SOUL

The university offers a vibrant campus life for its mainly full-time, residential undergraduate student population. More than a dozen university residence halls can accommodate in excess of 4,000 students, and the rest live in and around the city of Fayetteville.

There are over 300 registered student organizations including special interest, religious, international and cultural organizations, as well as honorary and professional service groups. Students also may choose to participate in the university's Greek system, which is made up of 11 sororities and 17 fraternities.

In addition, more than 6,000 students, faculty and staff annually participate in the intramural sports program, which offers activities like bowling and table tennis tournaments, and sponsors clubs ranging from aikido to waterskiing. Many of these activities are conducted at the Health, Physical Education, and Recreation building, a \$14 million, 225,000-square foot facility that contains 10 racquetball courts, four basketball gyms, an indoor track, an Olympic size pool, a climbing wall, a computer lab, a human performance lab and numerous classrooms.

Culturally and intellectually, the academic semesters bustle with faculty and student musical performances, theatre productions, art exhibits, concerts, poetry readings and visiting speakers — both on campus and at the adjacent Walton Arts Center. Recent university programming includes outdoor movies at the Greek Theatre, comedians, karaoke nights and even a hypnotist.

The university's Distinguished Lecture Series has featured former heads of

state, Pulitzer Prize-winning writers, political pundits and humorists, and other noteworthy national and international figures and scholars such as James Carville, Mary Matalin, Ehud Olmert, Geraldine Ferraro, James Earl Jones, George H.W. Bush, and Dave Barry.

RESIDENTIAL LIFE

Close to all the university has to offer

University Housing offers a variety of housing options within more than a dozen residence halls on campus. First-year students are required to live on campus and will find many options in living arrangements and price that entice them to stay on campus beyond their freshman year — from the suite-style facilities of Maple Hill to the international living learning community of Holcombe Hall to the new apartments on Duncan Avenue.

Maple Hill is a multi-use suite-style facility. Students live in double rooms in one- and two-bedroom suites, with cable television and individual Ethernet connections in each room. The residence halls also feature staff apartments, classrooms, conference rooms, quiet study rooms and a large fireplace lounge.

Holcombe Hall opened in 1949, and is named for Miss Jobelle Holcombe, who graduated in 1898 and served as the first dean of women from 1907 to 1913. In 2006, Holcombe Hall began the transition to an international living-learning community. The goal of these communities is to create a unique and exciting place for international exchange and learning at the University of Arkansas. Students and staff conduct programs in Holcombe



95

through the year, but the true strength of the community comes from the interactions, relationships and plans the residents themselves build.

The newest and most unique campus residence is Duncan Avenue Apartments. The four-bedroom apartments are just minutes walking distance from most classrooms and laboratories on campus. While this complex offers apartment-style living, each student has a separate contract — so if an apartment-mate leaves, other roommates are not responsible for the departing roommate's charges. The fully furnished apartments include high speed Internet, cable television and all utilities except telephone, and also features a washer and dryer and full kitchen with appliances. It is the first "Green Globes" construction project on the University of Arkansas campus.

Visit <http://housing.uark.edu> to learn more about our campus housing options.





TRADITION

THERE IS NOTHING LIKE A RAZORBACK

96

A MASCOT LIKE NO OTHER

The wild hogs known as razorbacks native to the Arkansas wilderness bear no resemblance to the typical barnyard pig of today. The untamed razorback hog was a lean, feral animal that was ill-tempered. It fought and defeated anything that crossed its path, man or beast. Turn of the 20th century outdoor magazines lauded the razorback as “the most intelligent of all the hogs and is likewise the most courageous. . . . He has a clear, farseeing eye.”

Except for the rare sighting in the Australian Outback, the Razorback only exists today in the form of Arkansas’ players and fans. A Russian boar, which closely resembles the wild hog of Hugo Bezdek’s day, currently serves as the official live mascot.

Tusk III is cared for by the Stokes family of Dardanelle, Ark., and travels to home games and special events for the Razorbacks. Tusk III is supported by the legacy program known as the Tusk Fund, and fans can participate by sending their support care of the Razorback Foundation, Inc. Tusk III made his debut in 2010 after the unexpected passing of his brother, Tusk II, following Arkansas’ AutoZone Liberty Bowl win over ECU in January.

While yearbook references as early as 1914 of a hog on the sideline at football games, a formal live mascot prior to the Tusk line dates back to the 1960s with a series of hogs that represented Arkansas. In addition to appearances at games, they have gained a reputation for fierce behavior.

Big Red III escaped from an exhibit near Eureka Springs in the summer of 1977 and ravaged the countryside before being gunned down by an irate farmer. Another live mascot, Ragnar, was a wild hog captured in south Arkansas by Leola farmer Bill Robinson. Before Ragnar’s spree was done, the mighty animal had killed a coyote, a 450-pound domestic pig and seven rattlesnakes. Ragnar died in 1978 of unknown causes.

THE HOG HAT

It is true; no Razorback fan’s closet is complete without an official Hog Hat. The original style was a hard plastic hat with a long snout, rough razorback ridges across the top and wickedly sharp, pointed curly-cue tail. The modern versions are often sculpted from softer material. Regardless, the Hog Hat is undoubtedly the most recognized piece of fan apparel in college athletics. Just ask ESPN GameDay’s Kirk Herbstreit as he dons the traditional Hog Hat.



WHY RAZORBACKS?

Arkansas' athletic teams have not always been called the Razorbacks. During the early years of its athletic history, the Cardinal served as the University nickname.

A lot of things changed in 1909, however, when Arkansas football coach Hugo Bezdek called his players "a wild band of Razorback hogs," after guiding his team to a 16-0 victory over Louisiana State on October 30, 1909.

Alluding to the Razorback, characterized by a ridge back and tenacious, wild fighting ability, Bezdek never forgot this idea and often called his team "a fighting band of Razorbacks."

This new nickname became increasingly popular and the student body voted to change the official University mascot from the Cardinal to the Razorbacks in 1910.

In the 1920s, "Wooo, Pig, Sooie" was added as the school yell, referred to more commonly as the "Hog Call."

There are dozens of Lions, Tigers and Bears, but in all of college athletics there is only one Razorback. The distinctive logo of the Arkansas teams is officially known as the Profile Hog, but is known to many fans as the Helmet Hog -- a fixture of the football team's helmet for almost half a century.



A PROPER HOG CALL

A chant of "Woo Pig Sooie" is known worldwide as a Hog Call. Just like any good tradition, there are lots of versions of the Hog Call (even spellings).

A properly executed Hog Call is composed of three "calls," slowly raising one's arms from the knees to above the head during the "Woo." Traditionalists prescribe an eight second "Woo." The fingers should be wiggled and the "Woo" should build in volume and pitch as the arms rise.

Upon completion of the "Woo," both arms are brought straight down with fists clinched as if executing a chin-up while yelling, "Pig". The right arm is extended up and out with the "Sooie."

A full Hog Call -- the kind one will always hear victorious Razorback teams execute after contests -- requires two more Hog Calls, followed immediately by a "Razor-Backs" yell, coordinated with a pumping motion of the right arm after the third "Sooie." So, in order, the full Hog Call is:

**WOOOOOOOO. PIG. SOOIE!
WOOOOOOOO. PIG. SOOIE!
WOOOOOOOO. PIG. SOOIE!
RAZORBACKS!**



ARKANSAS FIGHT

One of the first tasks of a new Razorback is learning to sing the University of Arkansas fight song. Arkansas Fight was written in the late 1920s. It is a unique tune, fitting of the only college in America with a Razorback mascot. Several other colleges have adapted the tune, but the lyrics remain unique to Arkansas.

Hit that line! Hit that line!
Keep on going!
Take that ball right
down the field!
Give a cheer. Rah! Rah!
Never fear. Rah! Rah!
Arkansas will never yield!
On your toes, Razorbacks,
to the finish,
Carry on with all your might!
For it's A-A-A-R-K-A-N-S-A-S
for Arkansas!
Fight! Fight! Fi-i-i-ight!

RAZORBACK SPIRIT SQUADS

Along with being a Razorback, serving as a Razorback cheerleader has a long tradition at the University of Arkansas. Currently, the Razorbacks have two squads, a Red and White, that inspire the crowds at all home sporting events.

Arkansas also has a dance team, the Razorback Pom Squad, which performs at halftime of many events. Members of the Pom Squad also serve at baseball games as RBI Girls. Arkansas has a team of uniformed mascots, led by the original Big Red, the Fighting Razorback. Sue E. joined the family along with kid-sized Pork Chop in the late 1990s. Boss Hog is a 9-foot-tall inflatable mascot that rounds out the team.

Jean Nail serves as the coordinator for cheerleaders and mascots. For more information on the cheer squads and tryouts, go to the Spirit Squad section of ArkansasRazorbacks.com.

THE UA ALMA MATER

Brodie Payne and Henry Tovey wrote the University of Arkansas Alma Mater in the early 1900s. They were inspired by the Ozark Mountain sunrise as it illuminated Old Main.

*Pure as the dawn on the brow of thy beauty,
Watches thy Soul
from the mountains of God.
Over the fates of thy children departed,
Far from the land
where their footsteps have trod.
Beacon of hope in the ways dreary lighted,
Pride of our hearts that are loyal and true.
From those who adore unto one who
adores us,
Mother of Mothers, we sing unto you.*

FAYETTEVILLE

SOMETHING FOR EVERYONE



98

Fayetteville's famous Dickson Street is much more than a college hangout, adding upscale condominiums and specialty retail to its long-standing reputation as the center of entertainment and dining. From hosting major national events like Bikes, Blues and BBQ or serving as the final resting place for the goal posts after Razorback football upsets, one thing remains constant -- Dickson is the heart of what's happening.

Characterized by unmatched outdoor activities, a vibrant night life and cultural and educational opportunities, Fayetteville has something for everyone.

From Robert Redford to James Earl Jones, the University of Arkansas hosted numerous famous speakers in recent years through its Distinguished Lecture Series. Ranging from political satirist, now senator, Al Franken, political consultant Mary Matlin to CNN's Anderson Cooper, and to former world leaders like George



FAYETTEVILLE ARKANSAS INFORMATION

- #4 Best Places for Business and Career *Forbes Magazine*
- #7 Top College Sports Towns *Forbes.com*
- #7 Best Places to Live, Work and Play *Kiplingers'*
- #9 Healthiest Housing Market *National Builders*



H. W. Bush to Israeli prime minister Ehud Barak, vice presidential candidate Geraldine Ferraro and the former Prime Minister of Pakistan the late Bena-



zir Bhutto. Sports figures such as Magic Johnson and Apolo Ohno have been on campus. We've also had one of our more famous former law professors speak several times, President Bill Clinton.

The Fayetteville campus hosts several concerts each year and recent performers include sold-out performances by TI, Foo Fighters and John Mayer in Barnhill Arena. Special events bring artists ranging from B.B. King to Keith Urban and Carrie Underwood to Reynolds Razorback Stadium.

NORTHWEST ARKANSAS

COME AND EXPLORE

While Fayetteville is home to the University of Arkansas, its location in the Northwest corner of the state broadens the borders of this college territory. With Springdale, Rogers and Bentonville to the North, Siloam Springs to the West and Fort Smith to the South of Fayetteville, it's easy to see how Northwest Arkansas is in the center of all the action.

SPRINGDALE

With a population around 65,000, Springdale is anchored by the world headquarters of Tyson Foods. It is home to museums, 100 houses of worship, theaters and great dining. It is also home to the Northwest Arkansas Naturals, Kansas City's Double A affiliate.

ROGERS

Rogers boasts a population around 50,000 and is home to Mercy Medical Center. Just minutes from Fayetteville, Rogers has some of the area's best shopping and dining options.

BENTONVILLE

Bentonville's population has blossomed to more than 29,000. North west Arkansas Community College is located here, and it is the home to Walmart, the world's largest retailer. In addition, several of Walmart's largest vendors make their homes in the area as well making this an exciting place for new graduates to explore.

NORTHWEST ARKANSAS INFORMATION

- The population of Northwest Arkansas is around 420,000.
- It is recognized as one of the fastest growing areas in the United States.
- The regional airport (XNA) offers several daily departures, with direct jet service to Atlanta, Charlotte, Chicago, Cincinnati, Dallas/Ft. Worth, Denver, Detroit, Houston, Las Vegas, Los Angeles, Memphis, Minneapolis/St. Paul, Newark, New York and Orlando.

Bentonville also hosts many of the area's exciting outdoor opportunities with lake access, camping, golf and other recreational outlets.

THE AMP

Every summer, Northwest Arkansas comes alive with the sound of music at the Arkansas Music Pavilion. The AMP plays host to headliners, newcomers and local artists in an outdoor concert setting. The 2010 schedule included Levon Helm, Blue Oyster Cult, Georgia Satellites, Indigo Girls, Goo Goo Dolls, Ted Nugent, Gary Allan, Eil Young Band and Corey Smith, Colby Caillat, STS9, Cross Canadian Ragweed, Pat Travers and Rick Derringer and the Black Crowes.

THE NORTHWEST ARKANSAS NATURALS

The Northwest Arkansas Naturals enjoyed their second summer in Springdale in 2010. The Naturals are members of the Texas League and have a schedule that runs from April-September. Numerous promotional events including concerts, fireworks and special events surround nearly every home game at ARVEST Ballpark.

BIKES, BLUES AND BBQ

Fayetteville and the Northwest Arkansas area celebrated the 10th Annual Bikes, Blues and BBQ event in 2009 and are eagerly anticipating the 2010 fall event as well.

The Bikes, Blues and BBQ rally is the third-largest bike rally in the country behind Sturgis and Daytona Beach and the 2009 attendance numbers were around 350,000 people.

This year's event begins Sept. 29, and the family-friendly rally helps area charities. The event was established in 2000 and more than one half million dollars has been raised. Blues concerts and great food are all part of the fun on this rumbling weekend.



WALTON ARTS CENTER

Just off campus in the heart of Fayetteville is home to the Walton Arts Center. The WAC hosts numerous concerts, theater productions, classes and events with headliners such as Beauty and the Beast, Momma Mia! and the Blue Man Group just to name a few. Shows and events run year round.



FACILITIES

HOME OF THE RAZORBACKS

1



- 1. **Donald W. Reynolds Razorback Stadium (72,000)**
Recently renovated in 2001...Home of football museum...one of the largest sports venue video boards
- 2. **Bud Walton Arena (19,200)**
Fifth-largest on-campus hoops facility in nation.
- 3. **Baum Stadium (10,731)**
Inaugural season in 1994-95...Several expansions...Host of several NCAA events including 2010 regional
- 4. **Bogle Park (1,346)**
Inaugural season in 2009...Host of 2010 SEC Championship...Chairback seating...Skyboxes
- 5. **Randal Tyson Track Center (5,000)**
Named for Randal Tyson in recognition of the lead gift from the Tyson Family...Host of nine NCAA Men's and Women's Indoor Track and Field Championships
- 6. **John McDonnell Field (7,000)**
Named for legendary track coach John McDonnell in 1998...Host of 2009 NCAA Outdoor Track and Field Championships
- 7. **Agri Cross Country Park**
Year-round dedicated cross country training and competition facility

2



5



100

3



6



4



7



FACILITIES

HOME OF THE RAZORBACKS

- 8. Fred and Mary Smith Golf Facility**
Opened 2004...Blessings Golf Course...Indoor practice bays and video analysis...dedicated putting and chipping areas on all surfaces
- 9. Barnhill Arena - Gymnastics (8,500)**
Inaugural season for gymnastics in 2003...Host of 2006 and 2009 NCAA Regional
- 10. Barnhill Arena - Volleyball (8,500)**
Converted to volleyball facility in 1994...Host of several NCAA first and second round matches
- 11. Arkansas Natatorium (1,500)**
Inaugural season in 1985...renovations in 1996, 2003, 2007...diving area with 5 meter and 10 meter platforms as well as 1 meters and 3 meters boards...Long and short course events.
- 12. Razorback Field (1,000)**
Inaugural season in 1992...Renovated in 2001 and 2010
- 13. Billingsley Tennis Center (1,500)**
Renovated in 2008...Elevated stadium seating for 10 outdoor courts
- 14. Dills Indoor Courts (1,500)**
Only six-court indoor facility in the SEC...Chairback seating added in 2004...Lead gift from the Dills family



FACILITIES

HOME OF THE RAZORBACKS



WALKER FAMILY TRAINING CENTER

- Opened Jan. 18, 2005
- Headquarters to the Razorback strength and conditioning program
- 38,000 square foot facility...110 yards long overlooking the Razorback indoor and outdoor football practice fields
- 19,000 square foot weight room
- 19,000 square foot conditioning area
- Nutritional area with juice bar and protein machines
- 13 42-inch flat-screen televisions
- On-site athletic training room

102



WILLARD AND PAT WALKER PAVILION

- Opened in 1998 and resurfaced in 2002
- Made possible by a gift from Willard and Pat Walker
- 76,000 square feet of usable space
- Full-size football field including end zones and sidelines
- Height of 52 feet
- Home to the primary Razorback weight room
- Camden and Sue Greene Speed Development Center features sprint and sand lanes



SUTTON STRENGTH AND CONDITIONING CENTER

- Opened in April 2004
- 7,000 square foot strength and conditioning area
- Located within the Lewis Center
- Dedicated to the physical training needs for female student-athletes

This is . . .

RAZORBACK COUNTRY

FAYETTEVILLE, ARKANSAS



Whether you crave the country...

Or the city...

Northwest Arkansas has something for everyone





Hope McLEMORE

Mike LARABEE



2011 SCHEDULE

ARKANSASRAZORBACKS.COM

DATE	OPPONENT	LOCATION	TIME	DATE	OPPONENT	LOCATION	TIME
Feb. 11-13 25th Annual Louisiana Classic Lafayette, La.				March 23	Ole Miss* (DH)	Oxford, Miss.	4/6 p.m.
Feb. 11	Prairie View A&M		11:30 a.m.	March 25	Alabama*	Tuscaloosa, Ala.	7 p.m.
Feb. 11	Sam Houston State		7 p.m.	March 26	Alabama*	Tuscaloosa, Ala.	1 p.m.
Feb. 12	Louisiana-Lafayette		12:30 p.m.	March 27	Alabama*	Tuscaloosa, Ala.	1 p.m.
Feb. 12	Sam Houston State		8 p.m.	March 30 Border War (Oklahoma State) Stillwater, Okla.			
Feb. 13	Rhode Island		10 a.m.	March 30	Tulsa	Stillwater, Okla.	3 p.m.
Feb. 18-20 Louisville Slugger Desert Classic Las Vegas, Nev.				March 30	Oklahoma State	Stillwater, Okla.	5 p.m.
Feb. 18	UCLA		3:30 p.m.	April 1	LSU*	FAYETTEVILLE	7 p.m.
Feb. 18	UNLV		5:45 p.m.	April 2	LSU*	FAYETTEVILLE	1 p.m.
Feb. 19	Oregon		1:15 p.m.	April 3	LSU*	FAYETTEVILLE	1 p.m.
Feb. 19	Long Beach State		3:30 p.m.	April 6	MISSOURI STATE	FAYETTEVILLE	5 p.m.
Feb. 20	Utah		11 a.m.	April 8	Florida*	Gainesville, Fla.	4 p.m.
Feb. 24-26 Holiday Inn Emerald Beach Islanders Classic Corpus Christi, Texas				April 9	Florida*	Gainesville, Fla.	3 p.m.
Feb. 24	Rutgers		2 p.m.	April 10	Florida*	Gainesville, Fla.	Noon
Feb. 25	Texas Southern		10 a.m.	April 15	SOUTH CAROLINA*	FAYETTEVILLE	7 p.m.
Feb. 25	Texas A&M-Corpus Christi		4 p.m.	April 16	SOUTH CAROLINA*	FAYETTEVILLE	1 p.m.
Feb. 26	Championship Round		TBA	April 17	SOUTH CAROLINA*	FAYETTEVILLE	2 p.m.
March 4-6 USF Under Armour Invitational Tampa, Fla.				April 19	Memphis	Sherwood, Ark.	6:30 p.m.
March 4	Ball State		1:30 p.m.	April 22	GEORGIA*	FAYETTEVILLE	7 p.m.
March 4	South Florida		4:30 p.m.	April 23	GEORGIA*	FAYETTEVILLE	1 p.m.
March 5	East Tennessee State		9 a.m.	April 24	GEORGIA*	FAYETTEVILLE	1 p.m.
March 5	Michigan		2 p.m.	April 26	Louisiana-Monroe (DH)	FAYETTEVILLE	2/4 p.m.
March 6	Loyola Marymount		9:30 a.m.	April 29	Tennessee*	Knoxville, Tenn.	6 p.m.
March 9	Missouri	Columbia, Mo.	3 p.m.	April 30	Tennessee*	Knoxville, Tenn.	Noon
March 11	AUBURN*	FAYETTEVILLE	7 p.m.	May 1	Tennessee*	Knoxville, Tenn.	Noon
March 12	AUBURN*	FAYETTEVILLE	1 p.m.	May 5	SMKC (DH)	FAYETTEVILLE	3/5 p.m.
March 13	AUBURN*	FAYETTEVILLE	12:30 p.m.	May 12-14	SEC Championship	Oxford, Miss.	TBA
March 16	KENTUCKY* (DH)	FAYETTEVILLE	5/6 p.m.	May 20-22	NCAA Regionals	Campus Sites	TBA
March 18	Mississippi State*	Starkville, Miss.	5 p.m.	May 27-28	NCAA Super Regionals	Campus Sites	TBA
March 19	Mississippi State*	Starkville, Miss.	1 p.m.	June 2-8	WCWS	Oklahoma City, Okla.	TBA
March 20	Mississippi State*	Starkville, Miss.	1 p.m.				

ALL TIMES CENTRAL | *SOUTHEASTERN CONFERENCE GAME | HOME GAMES IN BLACK | HOME GAMES PLAYED AT BOGLE PARK (1:200)