

University of Arkansas, Fayetteville

ScholarWorks@UARK

---

Research Series

Arkansas Agricultural Experiment Station

---

9-2020

## Arkansas Wheat Cultivar Performance Tests 2019-2020

R. E. Mason

R. G. Miller

D. E. Moon

J. P. Kelley

J. Carlin

Follow this and additional works at: <https://scholarworks.uark.edu/aaesser>



Part of the [Agronomy and Crop Sciences Commons](#), [Horticulture Commons](#), [Plant Biology Commons](#), and the [Plant Breeding and Genetics Commons](#)

---



# *Arkansas* **Wheat Cultivar Performance Tests 2019-2020**

R.E. Mason • R.G. Miller  
D.E. Moon • J.P. Kelley • J. Carlin

**UofA**

DIVISION OF AGRICULTURE  
RESEARCH & EXTENSION  
*University of Arkansas System*

ARKANSAS AGRICULTURAL EXPERIMENT STATION

September 2020

Research Series 671

This publication is available on the internet at: <https://aes.uark.edu/communications/publications/> and at <https://aes.uark.edu/variety-testing/>

Technical editing and design by Gail Halleck.

Photo Credit: Wheat test plots at the University of Arkansas System Division of Agriculture's Milo J. Shult Agricultural Research Center (SAREC), Fayetteville, taken by Dawson Oakley, Assistant, Division of Agriculture Communications.

---

Arkansas Agricultural Experiment Station (AAES), University of Arkansas System Division of Agriculture, Fayetteville. Mark J. Cochran, Vice President for Agriculture; Jean-François Meullenet, AAES Director and Senior Associate Vice-President for Agriculture–Research. WWW/InddCC2020.

The University of Arkansas System Division of Agriculture offers all its Extension and Research programs and services without regard to race, color, sex, gender identity, sexual orientation, national origin, religion, age, disability, marital or veteran status, genetic information, or any other legally protected status, and is an Affirmative Action/Equal Opportunity Employer.

ISSN: 1941-1596 CODEN: AKAMA6

# Arkansas Wheat Cultivar Performance Tests

**2019-2020**

R.E. Mason

R.G. Miller

D.E. Moon

J.P. Kelley

J. Carlin



**Arkansas Agricultural Experiment Station  
University of Arkansas System  
Division of Agriculture  
Fayetteville, Arkansas 72704**

# Acknowledgments

This research was funded in part by participating companies. The assistance of the following individuals in conducting these experiments is gratefully acknowledged.

## **Department of Crop, Soil, and Environmental Sciences**

**University of Arkansas, Fayetteville**

Peter Rohman, Program Technician

Dylan Larkin, Graduate Student

Mikayla Hammers, Graduate Student

## **Milo J. Shult Agricultural Research and Extension Center, Fayetteville**

Vaughn Skinner, Center Director

Ira Eldridge, Program Associate

## **Vegetable Research Station, Kibler**

Steve Eaton, Resident Director

## **Lon Mann Cotton Research Station, Marianna**

Claude Kennedy, Resident Director

## **Newport Extension Center, Newport**

Tom Barber, Center Director

Nathan Pearrow, Program Technician

## **Southwest Research and Extension Center, Hope**

Nathan McKinney, Interim Director

Nathan Slaton, Interim Director

Amanda Greer, Instructor

John Barham, Program Associate

# Contents

	Page
<a href="#">Introduction</a> .....	4
<a href="#">Methods</a> .....	4
<a href="#">Summary</a> .....	5
<a href="#">Map of Testing Sites</a> .....	6
<a href="#">Table 1. Summary of statewide, Delta, and southwest wheat yields in Arkansas</a> .....	7
<a href="#">Table 2. Performance of wheat cultivars in the standard input test, Keiser</a> .....	11
<a href="#">Table 3. Performance of wheat cultivars in the standard input test, Kibler</a> .....	15
<a href="#">Table 4. Performance of wheat cultivars in the standard input test, Hope</a> .....	19
<a href="#">Table 5. Performance of wheat cultivars in the standard input test, Marianna</a> .....	23
<a href="#">Table 6. Performance of wheat cultivars in the standard input test, Newport</a> .....	27
<a href="#">Table 7. Performance of wheat cultivars in the standard input test, Rohwer</a> .....	31
<a href="#">Table 8. Disease reactions of wheat cultivars in inoculated nurseries</a> .....	34
<a href="#">Participants and Entries (companies)</a> .....	37
<a href="#">Participants and Entries (public institutions)</a> .....	39
<a href="#">Map of Testing Sites</a> .....	(inside back cover)

# Arkansas Wheat Cultivar Performance Tests<sup>1</sup> 2019-2020

R.E. Mason,<sup>2</sup> R.G. Miller,<sup>2</sup> D.E. Moon,<sup>2</sup> J.P. Kelley,<sup>2</sup> and J. Carlin<sup>2</sup>

---

## Introduction

Wheat cultivar performance tests are conducted each year in Arkansas by the University of Arkansas System Division of Agriculture's Arkansas Agricultural Experiment Station, Department of Crop, Soil, and Environmental Sciences. The tests provide information to companies developing cultivars and marketing seed within the state and aid the Arkansas Cooperative Extension Service in formulating cultivar recommendations for small-grain producers.

The tests are conducted at the Northeast Research and Extension Center at Keiser, the Vegetable Substation near Kibler, the Lon Mann Cotton Research Station near Marianna, the Newport Extension Center near Newport, the Rohwer Research Station near Rohwer, the Pine Tree Research Station near Colt, and the Hope Research and Extension Center. In addition, entries are evaluated in a stripe rust (*Puccinia striiformis* f.sp. *tritici*) inoculated nursery in Fayetteville and a *Fusarium* head blight (FHB) inoculated nursery in Newport and Fayetteville. Specific location and cultural practice information accompany each table.

## Methods

Each wheat test contained 96 entries. A randomized complete block experimental design with 4 replications was used for all tests. A seeding rate of 105 lb/ac was used to establish plots 20 feet in length and 49 inches in width (7 rows, 7 inches apart). All sites

used conventional seedbed preparation, with the exception. Plots were end-trimmed, and harvested with a plot combine.

## Characters Evaluated

**Yield:** Grain yield was calculated from the weight of seed from each plot as measured by the Harvest Master Pro 4100 and is expressed as bushels per acre (bu./ac) at 13.0% moisture content.

**Test weight:** Test weight, expressed in pounds per bushel (lb/bu.), was determined using the Harvest Master Pro 4100 at 13.0% moisture.

**Lodging:** Lodging is reported as an estimated percentage of plants prostrate at maturity: 1 = 10% lodged; 10 = 100% lodged. Lodging ratings are taken at or near harvest.

**Heading Date:** Heading dates are reported as the day of the year that an estimated 50% of the heads have fully emerged from the boot.

**Maturity Date:** Maturity dates are reported as the day of the year an estimated 90% of the culms are senesced or yellow.

**Disease Ratings:** Disease infections are rated visually based on the percentage (0-100) or on a 0-9 scale of leaf or glume area displaying symptoms on a whole plot basis, with higher numbers equating to higher levels of infection, unless otherwise noted.

---

## Variety Testing Website

This report and other information about variety testing for corn, cotton, grain sorghum, rice, and soybean can be found at [aaes.uark.edu/variety-testing/](http://aaes.uark.edu/variety-testing/). Disease ratings that do not appear in this or other reports may also be found on this website.

---

<sup>1</sup>Use of products and trade names in this report does not constitute a guarantee or warranty of the products named and does not signify that those products are approved to the exclusion of comparable products.

<sup>2</sup>Associate Professor, Program Associate II, Program Associate II, Professor, and Project/Program Director, respectively, Department of Crop, Soil and Environmental Sciences, University of Arkansas System Division of Agriculture, Fayetteville, Ark.

### Summary

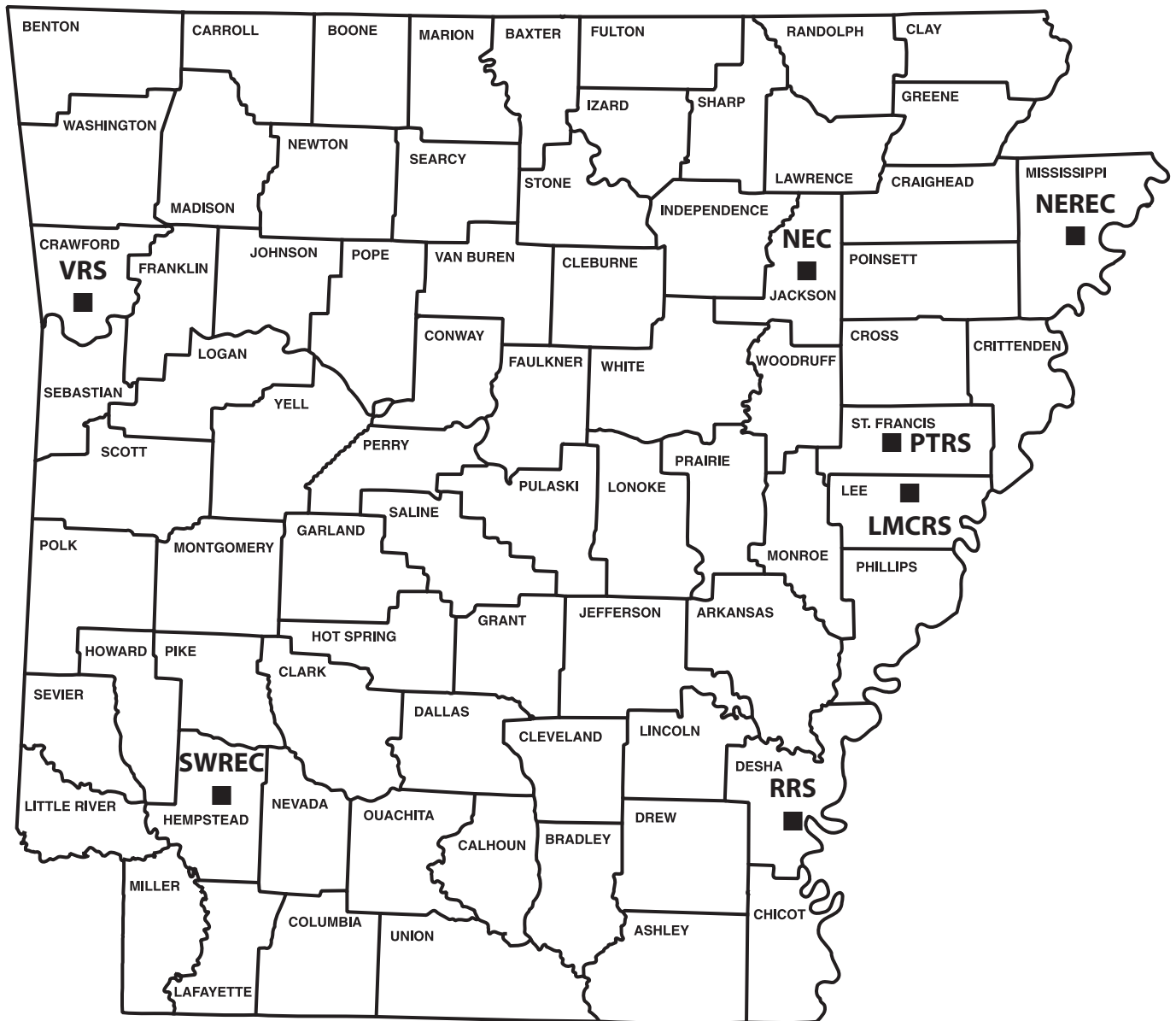
Planting conditions were generally unfavorable for plot establishment. Total rainfall for the season ranged from 1 to 15 inches above normal. Variety testing plots were established in only six Arkansas locations, including Hope, Keiser, Kibler, Marianna, Newport, and Rohwer. Yields and test weights were generally be-

low average across locations. The highest average grain yield was observed in Kibler (73.1 bu./ac) and the lowest in Newport (59.6 bu./ac). There were moderate to high levels of *Fusarium* head blight in Marianna, Newport, and Hope and moderate levels of bacterial leaf streak. Disease ratings were recorded by Esten Mason, David Moon, and Randy Miller.

---



# Wheat Test Locations



- LMCRS** - **Lon Mann Cotton Research Station, Marianna**
- NEC** - **Newport Extension Center, Newport**
- NERC** - **Northeast Research and Extension Center, Keiser**
- PTRS** - **Pine Tree Research Station, Colt**
- RRS** - **Rohwer Research Station, Rohwer**
- SWREC** - **Southwest Research and Extension Center, Hope**
- VRS** - **Vegetable Research Station, Kibler**

**Table 1. Summary of statewide, Delta, and southwest wheat yields in Arkansas.**

Entry Name	Statewide Yield			Delta Yield			River Valley/ Texarkana Yield		
	3-year	2-year	2020	3-year	2-year	2020	3-year	2-year	2020
	Average	Average	Average	Average	Average	Average	Average	Average	Average
	-----bu./ac-----								
AgriMAXX 415	64.1	63.9	63.1	63.9	65.0	65.2	64.5	62.2	58.8
AgriMAXX 473	72.2	70.5	74.9	71.0	71.8	74.9	74.0	68.7	75.0
AgriMAXX 492		64.5	65.3		65.5	65.5		63.1	64.7
AgriMAXX 496		70.3	72.3		68.0	67.8		73.7	81.4
AgriMAXX 505			68.1			71.0			62.4
AgriMAXX 503			66.7			66.1			67.9
AgriMAXX EXP 2003			68.5			67.9			69.7
SY Viper	66.5	66.6	67.8	63.2	62.5	60.4	71.4	72.6	82.7
SY Richie			56.2			54.5			59.5
SY 547	67.6	69.3	72.0	68.1	69.0	70.4	66.8	69.7	75.3
Dixie Brown	73.6	73.2	78.2	72.0	73.8	75.8	76.0	72.2	82.9
Dixie Bentley	63.2	67.7	65.6	60.1	63.9	63.6	67.8	73.5	69.6
Dixie DEXE 19-1		61.1	58.7		60.6	56.0		61.8	64.1
Delta Grow 1000	71.4	70.8	73.7	70.5	73.0	73.9	72.7	67.6	73.3
Delta Grow 3500	56.1	56.0	52.4	54.1	53.8	52.3	59.1	59.3	52.6
Dyna-Gro 9941		65.7	66.2		68.9	67.0		61.0	64.6
Dyna-Gro 9701	69.3	69.3	69.8	68.2	69.8	69.0	70.9	68.5	71.2
Dyna-Gro 9002			65.5			66.0			64.5
Dyna-Gro 9811	66.9	68.4	70.8	64.3	65.5	65.2	70.9	72.7	82.0
Dyna-Gro WX19713			67.7			70.0			63.1
Dyna-Gro WX20731			53.5			52.9			54.7
Dyna-Gro WX20737			57.4			58.4			55.6
Progeny #BULLET	70.2	71.5	74.0	69.7	72.0	72.1	71.0	70.7	77.9
Progeny #TURBO	66.6	72.9	73.1	70.1	75.7	73.4	61.4	68.5	72.3
Progeny #BLAZE	66.2	64.5	66.2	62.8	61.9	61.2	71.2	68.4	76.2
Progeny #FURY	59.4	59.4	58.6	58.7	57.3	57.5	60.5	62.5	60.9
Progeny PGX18-7			74.3			76.5			70.0
Progeny PGX18-8			57.8			59.6			54.4
Progeny PGX18-9			63.4			63.4			63.4
Progeny PGX18-11		57.9	54.4		56.2	51.8		60.5	59.6
Progeny PGX19-3			63.0			59.9			69.2
AR11051-15-3			69.5			66.6			75.1
Progeny PGX19-10			71.8			72.3			70.8
Progeny PGX19-11			54.6			54.3			55.2
Progeny PGX19-12			71.6			75.6			63.7
Progeny PGX19-15			65.3			67.4			61.1
Progeny PGX19-17			77.1			75.6			80.0
AR12080DH-56			68.0			66.6			70.8
Featherstone 125		66.9	66.3		62.1	61.0		74.1	77.0

**Table 1. Summary of statewide, Delta, and southwest wheat yields in Arkansas, Continued.**

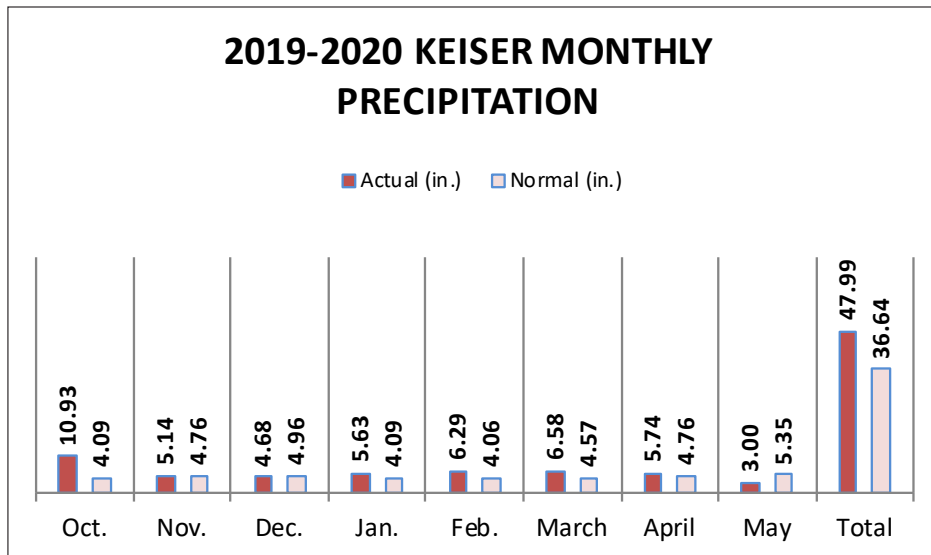
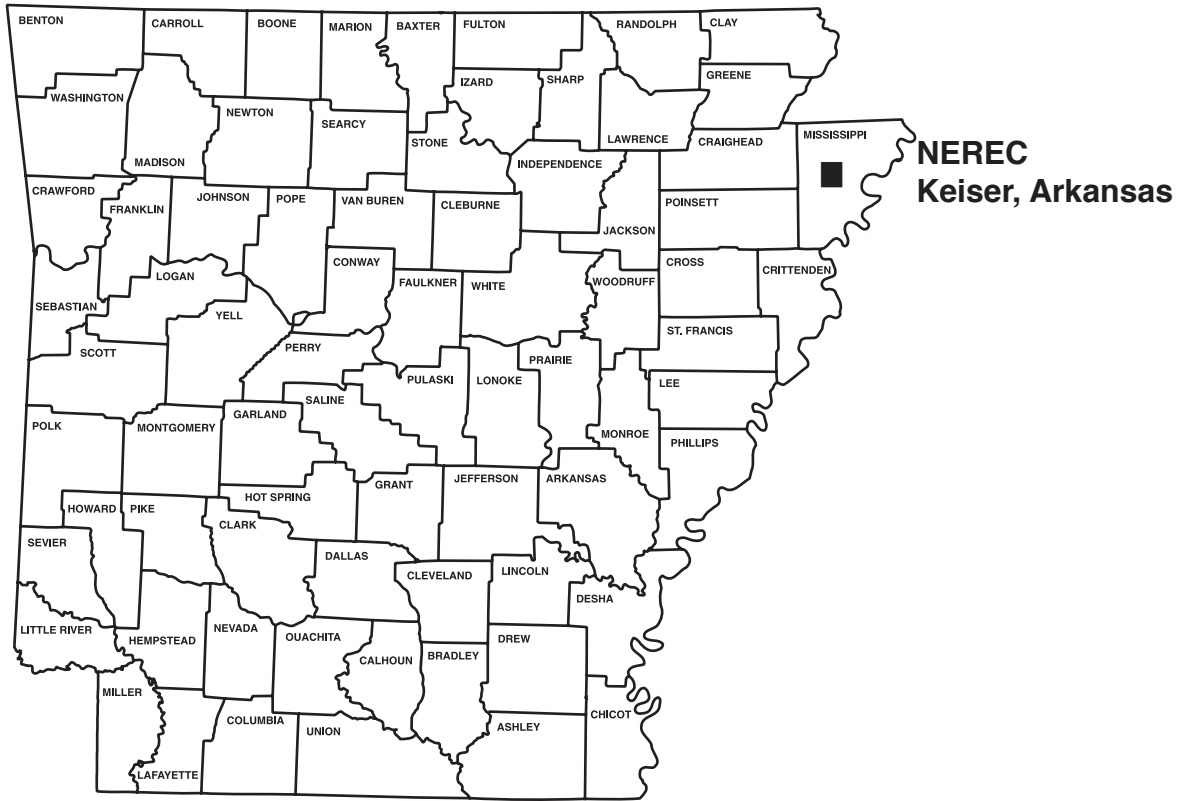
Entry Name	Statewide Yield			Delta Yield			River Valley/ Texarkana Yield		
	3-year	2-year	2020	3-year	2-year	2020	3-year	2-year	2020
	Average	Average	Average	Average	Average	Average	Average	Average	Average
	-----bu./ac-----								
KWS246			79.1			76.4			84.5
KWS263			69.5			68.7			71.0
L11713			58.3			59.0			56.9
L11919			51.2			52.3			48.8
LW2848		71.4	72.7		70.9	71.0		72.1	76.2
LW2937		69.0	72.6		71.5	72.3		65.3	73.1
LW2068			66.8			64.5			71.4
LW2046			64.0			64.2			63.4
LWX20C			54.9			55.2			54.4
26R10	59.9	54.3	55.4	59.2	56.0	56.5	60.9	51.7	53.3
26R36	62.4	60.3	65.1	62.3	63.8	69.3	62.6	55.1	56.5
26R41	68.3	66.7	68.4	67.2	67.4	68.8	70.0	65.6	67.6
26R45	68.5	66.8	69.3	69.2	68.4	70.6	67.4	64.5	66.8
26R59	69.5	66.0	68.1	68.7	66.1	66.2	70.9	65.9	71.7
XW18X			67.6			68.4			66.0
AGS 2055	64.2	62.9	64.0	64.1	64.2	65.2	64.2	61.0	61.7
AGS 2038	63.6	63.9	65.5	62.3	63.8	65.1	65.6	64.1	66.4
AGS 2024	62.4	62.5	59.2	59.3	60.4	57.4	67.1	65.5	62.6
Go Wheat 2058	69.3	69.5	69.9	69.1	71.0	71.5	69.5	67.2	66.7
Go Wheat 2032		60.8	58.1		58.4	55.5		64.3	63.2
Go Wheat 6000			63.4			63.7			62.7
USG 3329	68.1	67.4	71.4	65.3	67.0	68.3	72.1	68.1	77.5
USG 3458		67.2	69.9		69.1	69.7		64.3	70.2
USG 3536	71.3	70.7	75.5	71.6	74.1	76.2	70.7	65.5	74.1
USG 3539		66.0	68.8		67.5	68.6		63.7	69.0
USG 3640	55.7	58.5	59.8	52.3	54.8	56.8	60.8	64.1	65.7
USG 3230			66.5			66.7			66.0
LA12080LDH-72			62.6			64.1			59.5
LA15203-LDH112			72.3			71.3			74.1
LA12275DH-56			70.3			69.8			71.3
LA15166-LDH272			63.8			61.2			69.0
NC11546-14			59.3			61.3			55.3
TX15D9253		61.3	62.7		60.7	63.0		62.2	62.1
TX15D9579		57.2	56.2		48.9	45.6		69.7	77.3
TX15D9597		65.4	64.1		64.2	62.5		67.2	67.1
AR06146E-1-4	65.9	67.3	66.9	63.8	67.3	65.6	69.1	67.1	69.5
AR09137UC-17-2	65.4	67.0	63.8	65.5	69.0	65.6	65.2	64.1	60.2
AR09485-10-1			68.3			68.1			68.5

**Table 1. Summary of statewide, Delta, and southwest wheat yields in Arkansas, Continued.**

Entry Name	Statewide Yield			Delta Yield			River Valley/ Texarkana Yield		
	3-year	2-year	2020	3-year	2-year	2020	3-year	2-year	2020
	Average	Average	Average	Average	Average	Average	Average	Average	Average
	-----bu./ac-----								
SR9105			67.2			64.4			73.0
ARFHBDH2_75			62.8			62.6			63.2
AR15V21-09-2089N			68.5			68.4			68.7
AR15V31-26-2285N			71.6			71.2			72.4
AR15V41-10-2443N			54.8			52.6			59.2
GA071518-16E39		54.1	51.9		52.8	52.8		56.0	50.0
GA09129-16E55		58.6	56.6		54.8	53.3		64.2	63.2
GA09377-16LE18		56.8	56.3		54.3	54.4		60.6	60.0
GA09436-16LE12		51.9	50.4		49.7	50.3		55.2	50.7
GA101004-17 LE17			49.9			46.0			57.7
GA101298-17 LE11			63.7			61.9			67.3
GA10268-17 LE16			75.0			73.3			78.4
GA10407-17E8			64.6			64.9			64.1
GA11656-17 E11			64.0			63.9			64.2
TN1902			64.3			64.5			63.9
Hilliard	69.3	69.8	71.2	68.0	70.1	70.2	71.3	69.4	73.2
Liberty 5658		64.7	64.5		63.0	61.9		67.4	69.8
13VTK429-3			76.9			74.0			82.8
Mean	66.1	64.8	65.3	65.0	64.3	64.5	67.8	65.5	66.9
No. locations	16	10	6	9	6	4	6	4	2

# Keiser: Northeast Research and Extension Center (NEREC)

## Standard Input Test Summary



**Soil Series:** Sharkey silty clay  
**Previous Crop:** Fallow  
**Planting Date:** November 6, 2019  
**Harvest Date:** June 11, 2020

**Fertilizer** 90 lb N/ac + 24 lb S/ac February 21, 2020  
**Application(s):** 44 lb N/ac + 12 lb S/ac March 27, 2020  
**Herbicide** 16.4 oz/ac Axial XL March 6, 2020  
**Application(s):** 0.75 oz/ac Harmony Extra March 6, 2020  
 4.75 oz/ac Osprey March 6, 2020  
**Fungicide** None  
**Application(s):**

**Table 2. Performance of wheat cultivars in the standard input test, Keiser.**

Entry Name	Multi-year		2020 Data			
	3-year Average Yield	2-year Average Yield	Yield (bu./ac)	Rank	Test Weight (lb/bu.)	Head Date
	------(bu./ac)-----					
Hilliard	68.4	67.9	81.0	1	57.9	4/24
AGS 2055	66.7	63.2	72.6	14	58.1	4/29
Go Wheat 2058	66.6	64.8	69.9	19	57.9	4/28
Dixie Brown	65.1	60.7	70.6	16	56.4	4/23
Dyna-Gro 9811	64.9	63.5	70.3	18	56.9	4/24
Delta Grow 1000	64.6	61.0	67.7	28	54.1	4/26
Dixie Bentley	64.1	60.8	78.3	3	58.5	4/22
26R45	63.9	61.1	66.1	38	56.5	4/23
USG 3536	63.6	59.6	72.2	15	55.6	4/22
Progeny #BULLET	63.6	58.6	63.9	44	52.9	4/27
AgriMAXX 473	63.4	60.5	65.0	40	53.5	4/26
AR06146E-1-4	62.4	58.6	75.9	7	58.8	4/29
Dyna-Gro 9701	61.1	55.7	64.8	41	54.1	4/24
26R41	61.0	55.6	56.5	75	53.2	4/21
26R36	60.7	55.8	73.0	13	58.1	4/27
26R59	59.6	57.1	59.8	62	55.7	4/26
Progeny #TURBO	59.2	52.9	66.6	35	56.3	4/24
AgriMAXX 415	58.3	54.6	56.7	74	56.7	4/26
Progeny #FURY	56.5	52.9	63.2	48	58.2	4/23
Progeny #BLAZE	55.1	54.5	60.1	60	56.0	4/21
AGS 2038	54.2	50.8	66.9	33	58.0	4/23
SY Viper	53.9	49.3	48.0	90	51.6	4/27
SY 547	52.3	56.0	58.1	69	54.3	4/22
Delta Grow 3500	52.0	52.1	57.4	72	58.3	4/23
26R10	50.5	51.9	50.1	86	53.9	4/22
AGS 2024		55.5	64.8	42	56.1	4/25
AR09137UC-17-2		55.4	74.0	11	56.7	4/22
USG 3329		53.0	59.9	61	55.4	4/27
USG 3640		44.8	63.8	46	57.7	4/25
AgriMAXX 492			63.4	47	57.1	4/24
AgriMAXX 496			62.0	57	53.4	4/25
AgriMAXX 505			67.7	29	58.7	4/25
AgriMAXX 503			56.3	77	52.5	4/26
AgriMAXX EXP 2003			61.8	58	57.9	4/25
SY Richie			54.8	80	55.8	4/22
Dixie DXEX 19-1			49.5	88	50.9	4/22
Dyna-Gro 9941			57.8	71	52.4	4/28
Dyna-Gro 9002			63.1	49	55.1	4/23

**Table 2. Performance of wheat cultivars in the standard input test, Keiser, Continued.**

Entry Name	Multi-year		2020 Data		
	3-year Average Yield ------(bu./ac)-----	2-year Average Yield	Yield (bu./ac)	Rank	Test Weight Head Date (lb/bu.)
Dyna-Gro WX19713			68.8	22	58.1 4/22
Dyna-Gro WX20731			56.5	76	51.8 4/27
Dyna-Gro WX20737			66.9	32	57.0 4/23
Progeny PGX18-7			77.8	6	56.6 4/28
Progeny PGX18-8			51.7	85	54.0 4/23
Progeny PGX18-9			58.9	67	55.9 4/28
Progeny PGX18-11			45.9	91	56.6 4/21
Progeny PGX19-3			52.6	84	53.6 4/24
AR11051-15-3			59.2	65	58.3 4/25
Progeny PGX19-10			68.7	25	54.7 4/25
Progeny PGX19-11			53.0	82	52.1 4/28
Progeny PGX19-12			78.1	4	55.6 4/25
Progeny PGX19-15			68.9	21	57.7 4/22
Progeny PGX19-17			74.3	10	54.9 4/23
AR12080DH-56			68.2	27	56.0 4/23
Featherstone 125			62.9	50	58.0 4/28
KWS246			63.9	45	55.7 4/23
KWS263			52.7	83	57.6 4/29
L11713			55.9	78	56.9 4/26
L11919			56.8	73	57.6 4/27
LW2848			65.9	39	54.0 4/24
LW2937			58.0	70	54.5 4/22
LW2068			59.3	64	57.5 4/22
LW2046			59.6	63	56.0 4/23
LWX20C			49.8	87	51.4 4/22
XW18X			48.5	89	50.6 4/27
Go Wheat 2032			60.6	59	58.4 4/28
Go Wheat 6000			79.2	2	57.9 4/25
USG 3458			69.8	20	56.5 4/22
USG 3539			62.0	56	54.8 4/26
USG 3230			62.9	51	57.3 4/25
LA12080LDH-72			64.6	43	56.8 4/27
LA15203-LDH112			68.7	24	58.0 4/21
LA12275DH-56			66.5	37	57.4 4/22
LA15166-LDH272			62.3	55	57.7 4/28
NC11546-14			53.1	81	57.9 4/27
TX15D9253			74.5	9	56.4 4/28
TX15D9579			59.0	66	58.1 4/26
TX15D9597			66.8	34	58.1 4/27

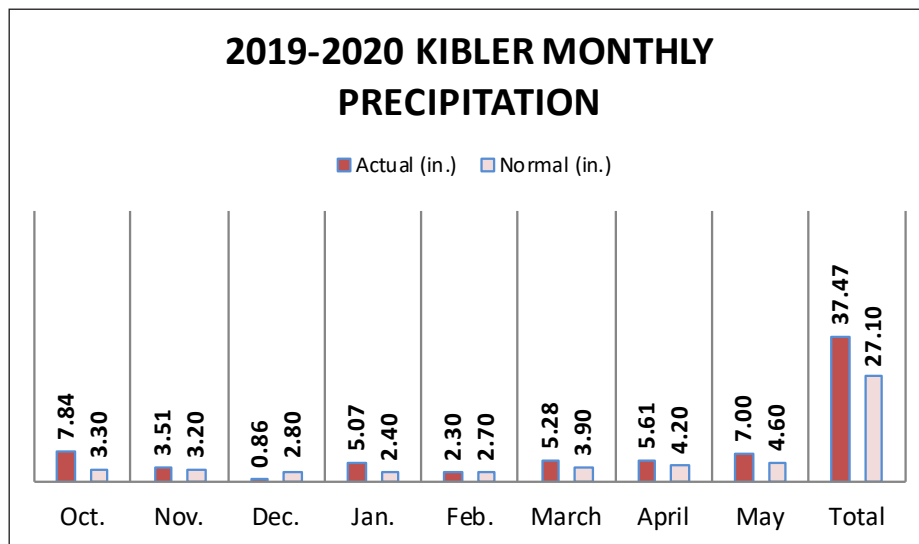
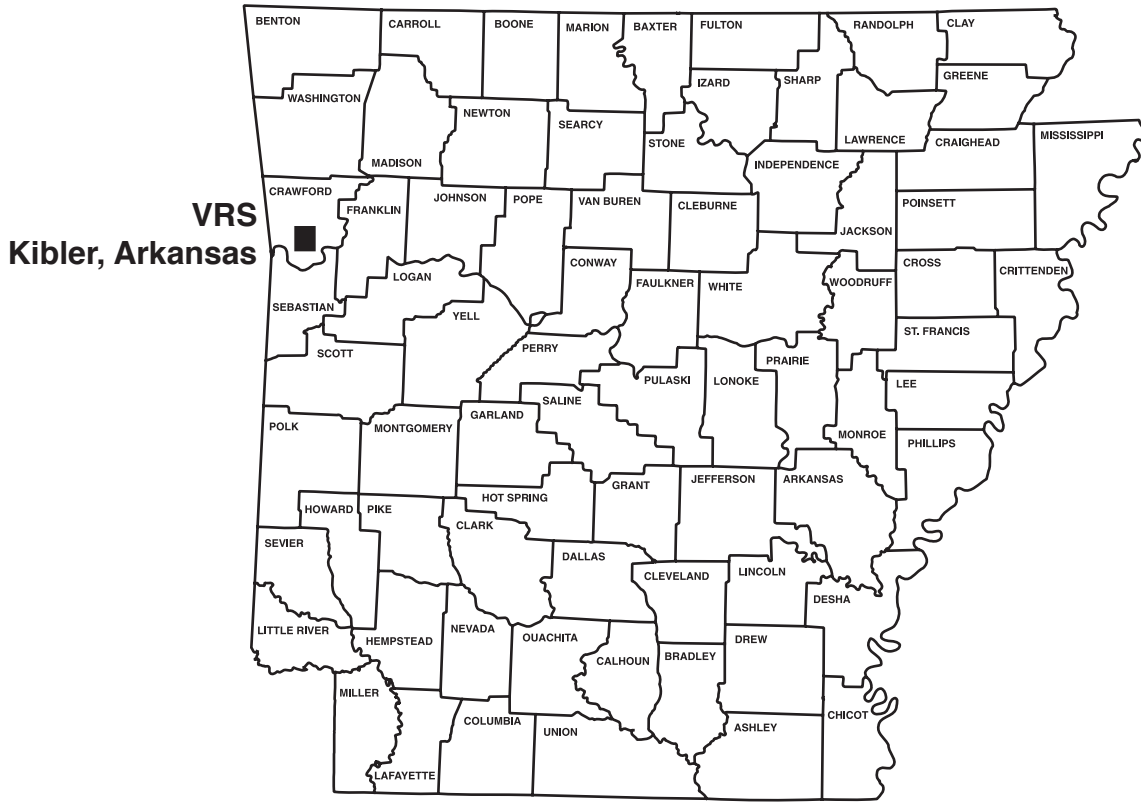
**Table 2. Performance of wheat cultivars in the standard input test, Keiser, Continued.**

Entry Name	Multi-year		2020 Data		
	3-year Average Yield ------(bu./ac)-----	2-year Average Yield	Yield (bu./ac)	Rank	Test Weight Head Date (lb/bu.)
AR09485-10-1			66.6	36	56.8 4/21
SR9105			75.4	8	53.3 4/25
ARFHBDH2_75			62.5	53	56.1 4/27
AR15V21-09-2089N			73.2	12	57.8 4/28
AR15V31-26-2285N			70.5	17	58.5 4/28
AR15V41-10-2443N			42.4	92	58.3 4/27
GA071518-16E39			38.5	94	51.0 4/28
GA09129-16E55			58.6	68	58.0 4/23
GA09377-16LE18			40.6	93	49.7 4/22
GA09436-16LE12			35.0	95	52.5 4/29
GA101004-17 LE17			55.3	79	57.9 4/24
GA101298-17 LE11			62.8	52	56.7 4/29
GA10268-17 LE16			62.4	54	54.2 4/28
GA10407-17E8			67.5	30	56.5 4/23
GA11656-17 E11			68.8	23	56.3 4/21
TN1902			67.2	31	57.7 4/21
Liberty 5658			68.4	26	58.6 4/26
13VTK429-3			77.8	5	57.6 4/23
Mean	60.5	56.8	62.7		56.0 4/25
LSD (5%)			11.3		2.9 3.82
C.V. (%)			6.5		1.9 0



# Kibler: Vegetable Research Station (VRS)

## Standard Input Test Summary



**Soil Series:** Roxanna silt loam

**Previous Crop:** Fallow

**Planting Date:** November 23, 2019

**Harvest Date:** June 15, 2020

**Fertilizer** 45 lb N/ac + 12 lb S/ac February 19, 2020  
**Application(s):** 44 lb N/ac + 12 lb S/ac April 2, 2020

**Herbicide** None  
**Application(s):**

**Fungicide** None  
**Application(s):**

**Table 3. Performance of wheat cultivars in the standard input test, Kibler.**

Entry Name	Multi-year		2020 Data						
	3-year Average Yield	2-year Average Yield	Yield (bu./ac)	Rank	Test Weight (lb/bu.)	Head Date	Maturity Date	Plant Height (in.)	Lodging (0-9)
	------(bu./ac)-----								
Dixie Brown	85.2	86.8	96.2	4	60.9	4/18	5/30	41	1
AgriMAXX 473	81.6	79.2	84.2	16	59.7	4/16	5/29	40	0
USG 3536	81.1	82.3	91.0	8	61.3	4/16	5/28	40	0
SY Viper	80.8	85.5	99.4	1	62.0	4/8	5/24	41	0
26R59	80.2	77.4	82.7	19	58.1	4/14	5/27	35	0
USG 3329	79.5	80.5	89.6	11	59.0	4/14	5/27	39	0
Progeny #BULLET	78.6	79.2	84.7	15	60.9	4/18	5/29	39	0
Dyna-Gro 9811	77.9	85.2	94.3	7	60.2	4/9	5/25	42	0
26R41	77.8	75.5	75.4	37	59.2	4/15	5/29	37	1
Delta Grow 1000	77.3	74.2	73.6	42	60.1	4/20	5/30	40	0
Progeny #BLAZE	76.7	76.3	80.1	25	60.0	4/13	5/27	39	1
Hilliard	75.1	75.3	79.3	27	60.6	4/10	5/26	40	0
Dyna-Gro 9701	74.8	72.2	73.2	44	60.3	4/16	5/28	40	0
26R45	73.3	71.0	67.1	69	59.0	4/15	5/25	39	0
Go Wheat 2058	71.5	71.9	64.6	76	58.9	4/13	5/26	33	0
SY 547	70.7	76.4	76.6	33	60.5	4/11	5/29	41	1
AR06146E-1-4	70.0	71.2	76.0	35	60.5	4/9	5/23	40	0
AgriMAXX 415	69.6	69.2	61.5	81	60.0	4/15	5/28	38	1
Progeny #TURBO	68.7	80.0	80.5	24	60.8	4/12	5/27	38	0
AR09137UC-17-2	68.6	71.4	67.6	66	61.0	4/8	5/25	40	1
AGS 2024	68.4	66.1	68.3	60	59.6	4/14	5/28	39	1
Dixie Bentley	68.3	72.6	73.1	45	60.9	4/8	5/21	39	0
26R36	66.5	58.7	55.6	91	57.5	4/15	5/24	38	0
26R10	64.8	57.9	54.7	92	58.4	4/15	5/26	38	0
AGS 2038	62.9	65.0	68.2	61	58.0	4/12	5/25	39	0
AGS 2055	62.7	60.0	59.2	84	60.2	4/12	5/26	38	0
Progeny #FURY	62.4	66.2	63.5	78	57.8	4/8	5/26	38	0
USG 3640	61.8	70.9	67.4	67	57.9	4/8	5/31	40	0
Delta Grow 3500	54.1	58.5	43.0	95	56.3	4/8	5/24	33	0
LW2848		84.8	87.9	12	62.0	4/18	5/28	39	0
AgriMAXX 496		83.9	89.9	9	61.2	4/20	5/30	36	0
TX15D9579		82.8	99.4	2	60.1	4/8	5/25	37	1
LW2937		78.2	83.1	18	59.7	4/17	5/26	38	0
USG 3458		77.1	76.3	34	60.1	4/11	5/25	38	1
Liberty 5658		76.3	84.0	17	59.6	4/8	5/23	38	1
TX15D9597		75.6	77.0	31	61.7	4/8	5/25	36	0
Featherstone 125		75.2	79.6	26	61.2	4/9	5/25	39	1
GA09129-16E55		72.1	77.0	32	61.4	4/10	5/27	39	0

**Table 3. Performance of wheat cultivars in the standard input test, Kibler, Continued.**

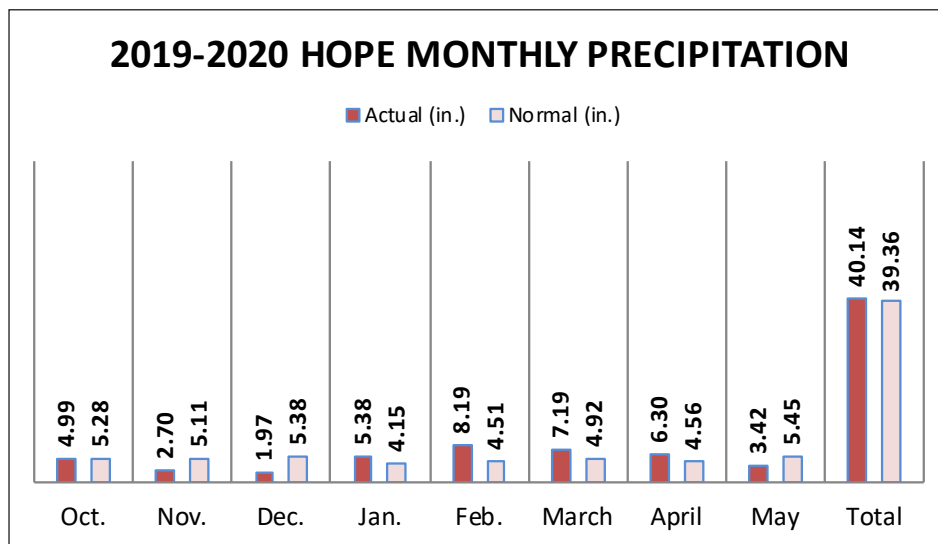
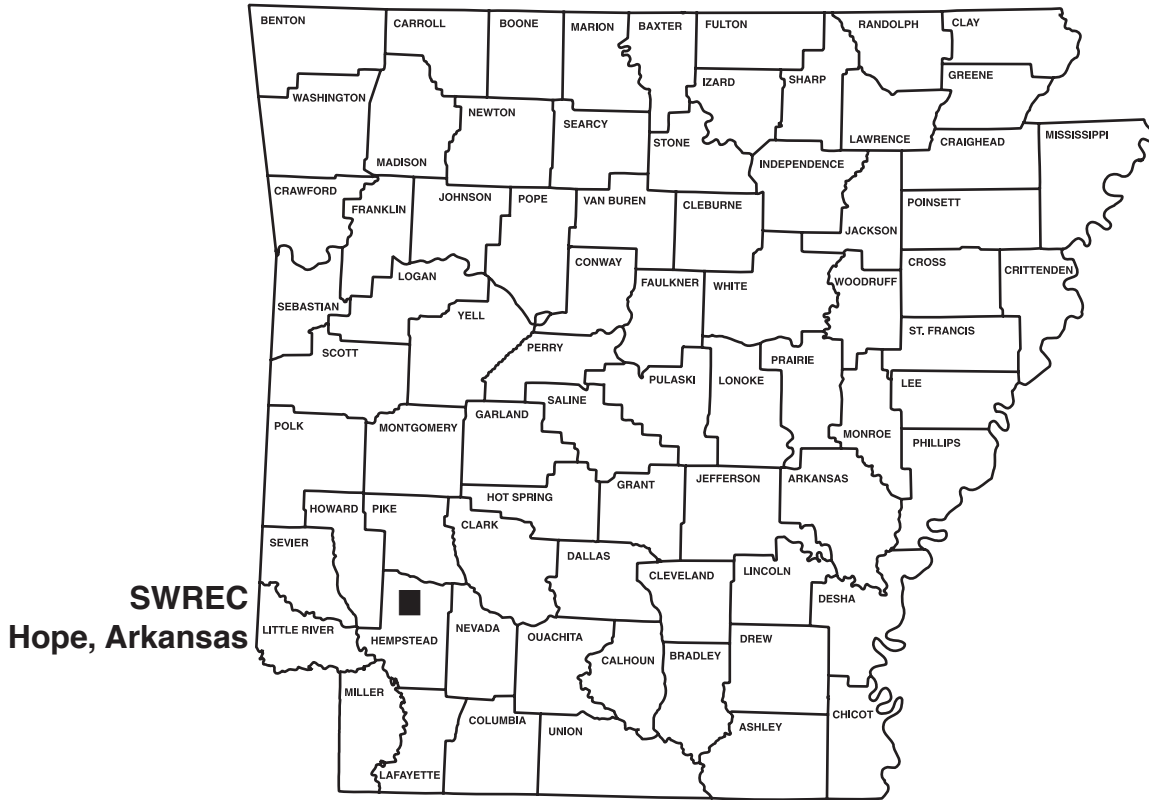
Entry Name	Multi-year		2020 Data						
	3-year Average Yield	2-year Average Yield	Yield (bu./ac)	Rank	Test Weight (lb/bu.)	Head Date	Maturity Date	Plant Height (in.)	Lodging (0-9)
	------(bu./ac)-----								
USG 3539		71.9	78.3	28	60.6	4/13	5/27	39	0
AgriMAXX 492		70.4	70.2	53	59.4	4/8	5/18	36	1
Dyna-Gro 9941		70.2	65.9	72	57.6	4/14	5/29	37	1
Dixie DEXE 19-1		68.3	74.6	39	55.7	4/16	5/26	40	1
Go Wheat 2032		67.6	68.6	59	60.5	4/8	5/30	37	2
TX15D9253		65.9	69.9	54	58.6	4/8	5/21	39	1
GA09377-16LE18		65.8	68.2	62	58.9	4/8	5/24	39	1
Progeny PGX18-11		65.5	67.7	65	57.8	4/8	5/24	36	0
GA071518-16E39		63.6	62.3	80	58.1	4/8	5/23	37	0
GA09436-16LE12		62.3	59.5	83	63.3	4/11	5/29	41	1
AgriMAXX 505			65.7	74	60.3	4/15	5/27	39	0
AgriMAXX 503			74.5	40	59.8	4/15	5/27	41	1
AgriMAXX EXP 2003			82.7	20	59.1	4/13	5/27	39	0
SY Richie			67.8	64	58.7	4/8	5/22	37	0
Dyna-Gro 9002			70.2	52	58.6	4/13	5/28	38	0
Dyna-Gro WX19713			66.8	70	60.6	4/14	5/25	39	0
Dyna-Gro WX20731			56.8	88	57.1	4/15	5/27	39	0
Dyna-Gro WX20737			57.3	86	59.8	4/13	5/29	38	0
Progeny PGX18-7			67.1	68	61.3	4/13	5/25	38	0
Progeny PGX18-8			54.3	93	57.8	4/16	5/26	35	0
Progeny PGX18-9			55.6	89	59.1	4/16	5/27	37	0
Progeny PGX19-3			75.0	38	60.0	4/16	5/29	42	1
AR11051-15-3			89.9	10	61.2	4/13	5/25	42	1
Progeny PGX19-10			61.3	82	56.7	4/20	6/1	36	0
Progeny PGX19-11			55.6	90	55.9	4/15	5/26	38	1
Progeny PGX19-12			74.5	41	57.8	4/14	5/26	38	1
Progeny PGX19-15			65.8	73	57.9	4/10	5/24	36	2
Progeny PGX19-17			95.3	5	59.2	4/8	5/26	33	1
AR12080DH-56			77.4	29	60.5	4/9	5/24	42	0
KWS246			86.9	13	59.5	4/12	5/30	39	2
KWS263			69.4	56	58.0	4/14	5/28	40	1
L11713			69.1	57	57.9	4/9	5/21	36	0
L11919			53.0	94	56.8	4/8	5/21	36	2
LW2068			73.5	43	58.6	4/15	5/27	38	0
LW2046			69.6	55	58.6	4/15	5/27	39	0
LWX20C			58.9	85	56.7	4/14	5/25	38	1
XW18X			71.3	49	59.9	4/16	5/28	39	1
Go Wheat 6000			71.7	48	60.9	4/12	5/26	37	1
USG 3230			63.5	79	57.6	4/12	5/26	36	0

**Table 3. Performance of wheat cultivars in the standard input test, Kibler, Continued.**

Entry Name	Multi-year		2020 Data						
	3-year Average Yield	2-year Average Yield	Yield	Rank	Test Weight	Head Date	Maturity Date	Plant Height	Lodging
	----- (bu./ac) -----		(bu./ac)		(lb/bu.)			(in.)	(0-9)
LA12080LDH-72			72.7	46	59.7	4/8	5/22	39	1
LA15203-LDH112			81.4	22	60.7	4/10	5/26	39	0
LA12275DH-56			80.8	23	63.0	4/11	5/27	42	0
LA15166-LDH272			75.9	36	60.8	4/8	5/25	39	0
NC11546-14			67.9	63	60.7	4/9	5/23	39	1
AR09485-10-1			81.6	21	60.1	4/9	5/28	41	2
SR9105			86.3	14	57.2	4/15	5/24	38	0
ARFHB2DH2_75			71.0	50	61.2	4/8	5/24	36	1
AR15V21-09-2089N			69.0	58	61.4	4/11	5/27	37	1
AR15V31-26-2285N			77.0	30	60.1	4/9	5/28	41	1
AR15V41-10-2443N			57.2	87	62.8	4/9	5/25	41	1
GA101004-17 LE17			64.4	77	58.9	4/9	5/26	38	0
GA101298-17 LE11			72.3	47	60.8	4/9	5/27	40	1
GA10268-17 LE16			94.8	6	60.6	4/19	5/28	42	1
GA10407-17E8			70.9	51	57.5	4/10	5/30	38	1
GA11656-17 E11			64.9	75	62.5	4/10	5/27	41	1
TN1902			66.4	71	59.9	4/8	5/26	39	0
13VTK429-3			98.1	3	61.6	4/17	6/1	39	0
Mean	72.1	72.8	73.1		59.6	4/12	5/26	38	0
LSD (5%)			14.2		2.1	3	4	3	1
C.V. (%)			7.0		1.3	0	0	2.5	94

# Hope: Southwest Research and Extension Center (SWREC)

## Standard Input Test Summary



**Soil Series:** Clay loam  
**Previous Crop:** Fallow  
**Planting Date:** October 24, 2019  
**Harvest Date:** June 5, 2020

**Fertilizer** 40 lb N/ac  
**Application(s):** 40 lb N/ac  
 40 lb N/ac  
**Herbicide** 2 oz/ac PowerFlex  
**Application(s):** 4 oz/ac Mustang Max  
**Fungicide** None  
**Application(s):**

January 8, 2020  
 February 28, 2020  
 March 26, 2020  
 January 13, 2020  
 April 10, 2020

**Table 4. Performance of wheat cultivars in the standard input test, Hope.**

Entry Name	Multi-year		2020 Data						
	3-year	2-year	Yield	Rank	Test	Plant	Septoria	Fusarium	
	Average Yield	Average Yield							Head
-----	(bu./ac)	(bu./ac)	(bu./ac)	(lb/bu.)	(in.)	(0-100)	(0-9)	(0-9)	
AGS 2038	68.3	63.2	64.5	29	55.8	33	1	3.3	3
AR06146E-1-4	68.3	63.1	63.0	40	59.2	36	4	2.5	1
Delta Grow 1000	68.1	60.9	73.0	5	58.1	35	1	2.8	0
Hilliard	67.5	63.6	67.1	21	57.3	33	1	2.3	1
Go Wheat 2058	67.5	62.4	68.9	16	58.2	28	1	2.5	1
Dixie Bentley	67.4	74.3	66.2	24	59.4	39	2	2.0	1
Dyna-Gro 9701	67.1	64.7	69.2	15	55.9	38	5	2.8	0
Dixie Brown	66.8	57.6	69.6	13	56.9	34	2	2.0	0
AgriMAXX 473	66.5	58.1	65.7	26	56.4	37	1	2.3	0
AGS 2024	65.9	65.0	56.9	66	56.4	35	9	3.8	4
Progeny #BLAZE	65.8	60.6	72.4	9	54.5	32	3	2.8	0
AGS 2055	65.7	62.0	64.1	34	56.3	32	2	3.3	3
USG 3329	64.8	55.8	65.5	27	55.5	34	3	3.0	0
Delta Grow 3500	64.0	60.1	62.2	43	59.2	30	1	2.8	4
Dyna-Gro 9811	63.9	60.2	69.6	12	57.2	35	1	2.3	2
Progeny #BULLET	63.4	62.1	71.0	11	56.8	36	2	2.8	0
SY 547	62.8	63.1	74.0	4	58.3	40	2	2.0	1
26R41	62.2	55.6	59.9	52	55.5	28	3	3.5	0
SY Viper	62.0	59.7	65.9	25	58.2	34	1	2.8	1
AR09137UC-17-2	62	56.9	52.8	81	57.3	32	3	3.3	3
26R45	61.6	57.9	66.6	23	54.1	33	2	3.0	0
26R59	62	54.4	60.6	50	55.7	30	1	2.8	1
USG 3536	60.3	48.7	57.3	64	55.8	32	8	2.5	0
USG 3640	59.9	57.4	64.1	35	58.6	33	2	3.0	4
AgriMAXX 415	59.4	55.2	56.0	69	56.5	34	3	3.5	1
26R36	58.7	51.5	57.5	61	55.4	32	7	3.8	0
Progeny #FURY	58.6	58.9	58.3	59	56.9	31	2	3.3	4
26R10	57.1	45.4	51.8	84	51.8	32	1	3.8	0
Progeny #TURBO	54.1	57.1	64.1	33	57.0	31	1	2.3	1
Featherstone 125		73.0	74.4	3	60.1	30	1	2.0	0
AgriMAXX 496		63.5	72.9	7	56.8	34	1	2.5	0
Go Wheat 2032		61.0	57.8	60	56.4	31	9	4.0	4
LW2848		59.3	64.4	30	56.4	33	1	2.3	0
TX15D9597		58.7	57.2	65	56.7	32	8	3.3	4
Liberty 5658		58.5	55.6	70	56.6	34	1	3.8	3
TX15D9253		58.4	54.2	76	55.4	34	4	3.5	5
TX15D9579		56.6	55.2	73	55.4	30	4	3.3	5

**Table 4. Performance of wheat cultivars in the standard input test, Hope, Continued.**

Entry Name	Multi-year		2020 Data						Fusarium
	3-year	2-year	Yield	Rank	Test	Plant	Septoria	Head	
	Average Yield	Average Yield							Blight
------(bu./ac)-----	(bu./ac)	(lb/bu.)	(in.)	(0-100)	(0-9)	(0-9)			
GA09129-16E55		56.2	49.4	89	56.5	31	9	4.8	5
AgriMAXX 492		55.7	59.2	56	58.0	28	1	3.3	4
USG 3539		55.6	59.8	53	55.0	34	1	2.8	0
Progeny PGX18-11		55.6	51.4	85	56.9	32	1	4.5	2
Dixie DEXE 19-1		55.3	53.6	79	53.1	30	1	3.3	0
GA09377-16LE18		55.3	51.9	83	55.2	33	1	4.0	6
LW2937		52.4	63.2	39	55.9	33	1	2.8	0
Dyna-Gro 9941		51.9	63.4	37	54.6	34	1	2.8	0
USG 3458		51.5	64.1	32	54.8	33	1	2.3	0
GA071518-16E39		48.5	37.7	95	54.6	35	9	6.3	7
GA09436-16LE12		48.0	42.0	94	58.0	33	1	4.3	4
AgriMAXX 505			59.0	57	58.2	34	1	3.8	0
AgriMAXX 503			61.4	46	57.0	39	9	3.3	0
AgriMAXX EXP 2003			56.7	67	54.6	33	1	2.8	0
SY Richie			51.2	86	56.5	34	6	4.0	2
Dyna-Gro 9002			58.7	58	54.6	37	4	2.5	0
Dyna-Gro WX19713			59.3	55	59.2	32	1	3.3	0
Dyna-Gro WX20731			52.7	82	54.4	29	2	3.5	0
Dyna-Gro WX20737			53.8	77	57.1	35	9	3.5	0
Progeny PGX18-7			73.0	6	58.7	35	8	2.5	0
Progeny PGX18-8			54.5	75	54.8	30	1	3.8	1
Progeny PGX18-9			71.2	10	56.3	34	1	3.0	0
Progeny PGX19-3			63.3	38	56.9	34	3	3.0	0
AR11051-15-3			60.4	51	58.5	35	1	2.5	1
Progeny PGX19-10			80.3	2	56.8	33	1	2.3	0
Progeny PGX19-11			54.7	74	54.2	34	1	3.8	0
Progeny PGX19-12			53.0	80	51.8	32	1	3.3	0
Progeny PGX19-15			56.4	68	55.4	31	1	2.5	0
Progeny PGX19-17			64.7	28	57.3	30	4	2.3	1
AR12080DH-56			64.2	31	58.1	40	9	2.8	1
KWS246			82.1	1	56.8	33	4	2.3	0
KWS263			72.6	8	56.6	34	3	3.0	1
L11713			44.7	91	56.9	35	8	3.5	4
L11919			44.5	92	53.2	32	7	5.0	2
LW2068			69.2	14	56.7	34	1	2.8	0
LW2046			57.3	63	54.3	34	2	3.3	0
LWX20C			49.9	88	53.3	31	1	3.5	0
XW18X			60.8	49	54.5	33	1	3.3	0

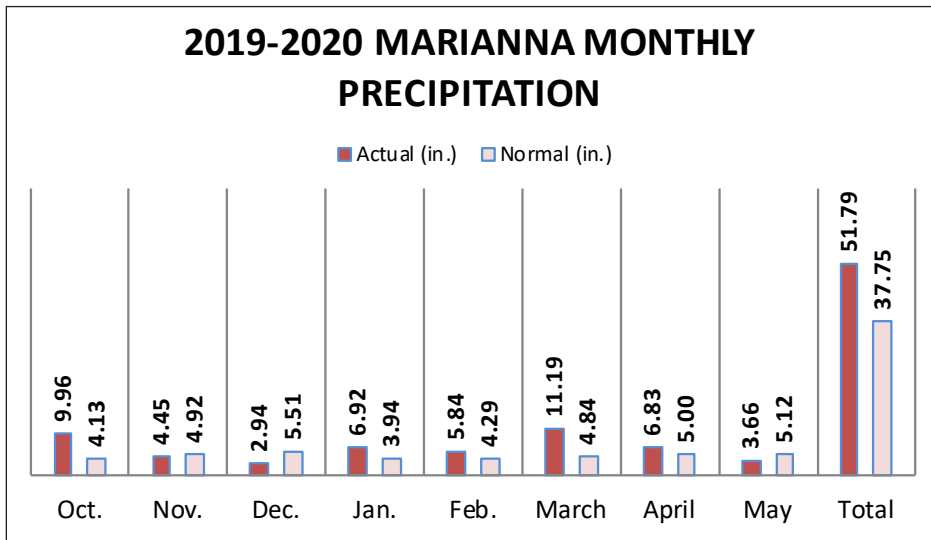
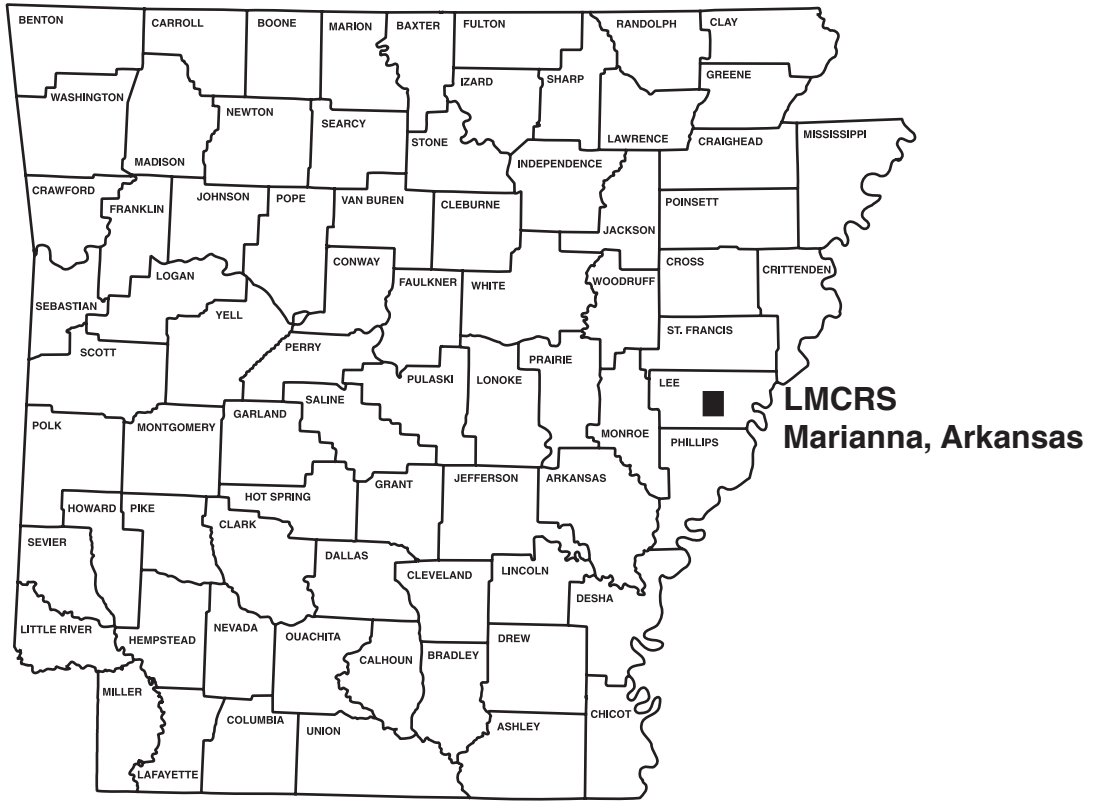
**Table 4. Performance of wheat cultivars in the standard input test, Hope, Continued.**

Entry Name	Multi-year		2020 Data						
	3-year Average Yield	2-year Average Yield	Yield	Rank	Test Weight	Plant Height	Lodging Severity	Septoria Severity	Fusarium Head Blight Severity
	------(bu./ac)-----		(bu./ac)		(lb/bu.)	(in.)	(0-100)	(0-9)	(0-9)
Go Wheat 6000			53.8	78	57.6	27	4	3.8	4
USG 3230			68.6	17	56.2	37	9	2.5	0
LA12080LDH-72			46.2	90	55.1	32	6	4.8	3
LA15203-LDH112			66.8	22	57.5	33	1	2.0	1
LA12275DH-56			61.7	45	59.4	32	1	2.5	1
LA15166-LDH272			62.2	42	57.9	35	3	2.8	3
NC11546-14			42.7	93	57.1	35	9	3.8	1
AR09485-10-1			55.5	72	59.4	35	4	2.8	3
SR9105			59.7	54	51.8	38	2	3.0	0
ARFHBDH2_75			55.5	71	58.9	30	3	2.5	2
AR15V21-09-2089N			68.3	18	58.2	33	5	2.3	0
AR15V31-26-2285N			67.8	19	60.0	32	3	2.0	1
AR15V41-10-2443N			61.1	48	61.5	33	1	1.8	0
GA101004-17 LE17			51.1	87	56.4	29	2	3.5	4
GA101298-17 LE11			62.4	41	58.6	33	1	3.3	2
GA10268-17 LE16			62.0	44	55.0	35	2	3.3	1
GA10407-17E8			57.3	62	57.6	31	1	3.3	3
GA11656-17 E11			63.5	36	58.6	31	1	2.8	4
TN1902			61.3	47	59.4	38	5	2.8	2
13VTK429-3			67.4	20	58.6	33	1.0	2.8	0
Mean	63.5	58.1	60.7		56.6	33	3	3.0	1.3
LSD (5%)			10.1		1.6			0.8	1.0
C.V. (%)			6.0		1.0			9.7	28.3



# Marianna: Lon Mann Cotton Research Station (LMCRS)

## Standard Input Test Summary



**Soil Series:** Loring silt loam

**Previous Crop:** Fallow

**Planting Date:** October 24, 2019

**Harvest Date:** June 2, 2020

**Fertilizer** 90 lb N/ac + 24 lb S/ac  
**Application(s):** 60 lb N/ac

February 17, 2020  
 March 27, 2020

**Herbicide** 16.4 oz/ac Axial XL  
**Application(s):** 0.75 oz/ac Harmony Extra  
 4.75 oz/ac Osprey

March 8, 2020  
 March 8, 2020  
 March 8, 2020

**Fungicide** None  
**Application(s):**

**Table 5. Performance of wheat cultivars in the standard input test, Marianna.**

Entry Name	Multi-year		2020 Data						
	3-year	2-year	Yield	Rank	Test Weight	Head Date	Maturity Date	Plant Height	Leaf Bacterial Streak Severity
	Average Yield	Average Yield							
	-----	(bu./ac)	(bu./ac)		(lb/bu.)			(in.)	(0-9)
26R45	78.7	75.1	80.6	3	55.8	4/13	5/22	39	1.0
USG 3536	77.6	79.5	76.5	7	56.9	4/12	5/21	38	1.5
Dixie Brown	75.7	79.1	81.2	2	54.8	4/12	5/25	39	1.5
Dyna-Gro 9701	75.0	76.6	75.1	10	55.9	4/14	5/20	38	1.5
AgriMAXX 473	74.2	74.1	76.2	8	55.2	4/12	5/23	39	1.0
26R59	73.5	70.9	70.8	27	55.0	4/11	5/21	32	1.5
Delta Grow 1000	72.5	74.2	69.3	34	54.1	4/15	5/23	38	1.5
Progeny #BULLET	72.0	73.5	71.2	24	56.2	4/15	5/23	38	1.5
SY 547	71.0	74.6	67.9	41	54.1	4/10	5/25	40	1.0
Hilliard	70.3	75.1	69.5	33	57.0	4/9	5/21	37	2.0
USG 3329	70.0	67.7	70.3	30	55.1	4/11	5/24	36	2.0
SY Viper	69.8	67.6	61.6	70	55.9	4/7	5/19	36	2.0
26R41	69.3	68.8	64.9	54	56.7	4/11	5/22	33	1.0
Progeny #TURBO	69.2	77.0	66.5	49	56.1	4/8	5/21	35	1.5
AR09137UC-17-2	69.0	68.5	58.1	77	55.1	4/7	5/18	38	3.5
Dyna-Gro 9811	68.5	74.2	73.1	15	56.3	4/8	5/23	38	2.0
AGS 2038	68.0	67.8	66.7	48	55.8	4/9	5/21	36	4.5
Go Wheat 2058	67.8	71.5	67.0	47	57.1	4/11	5/21	33	2.5
26R36	66.9	61.8	64.8	55	56.3	4/11	5/24	35	2.5
Progeny #BLAZE	66.6	62.9	64.7	56	55.1	4/11	5/24	36	1.5
AGS 2055	65.9	65.0	64.2	57	55.4	4/10	5/20	37	3.5
AgriMAXX 415	65.8	65.8	62.0	68	56.7	4/11	5/22	35	1.5
AR06146E-1-4	64.4	68.7	65.0	53	56.7	4/7	5/18	38	1.5
26R10	64.0	58.4	57.8	80	55.3	4/15	5/25	34	1.5
Progeny #FURY	63.1	58.7	57.0	81	53.9	4/8	5/19	32	2.0
Dixie Bentley	54.6	63.4	62.4	63	57.4	4/6	5/18	36	2.0
AGS 2024	54.2	62.1	56.6	83	55.9	4/11	5/21	32	2.5
USG 3640	48.9	53.1	58.5	76	57.9	4/4	5/18	37	4.0
Delta Grow 3500	44.4	48.7	39.9	95	42.0	4/4	5/23	29	2.5
LW2848		77.2	74.9	12	56.1	4/14	5/18	38	1.0
LW2937		76.0	75.4	9	53.8	4/18	5/24	37	1.0
AgriMAXX 496		71.8	67.3	43	54.3	4/16	5/25	35	1.0
USG 3458		71.3	70.1	31	55.1	4/11	5/20	33	1.0
Dyna-Gro 9941		70.5	63.7	59	54.9	4/17	5/22	35	1.0
Featherstone 125		69.7	71.9	21	58.5	4/7	5/18	33	2.5
Liberty 5658		68.3	67.1	45	56.4	4/7	5/22	37	1.0
USG 3539		67.9	68.7	37	56.5	4/15	5/24	36	2.0
Dixie DEX 19-1		65.2	57.8	79	56.6	4/15	5/25	34	1.0

Table 5. Performance of wheat cultivars in the standard input test, Marianna, Continued.

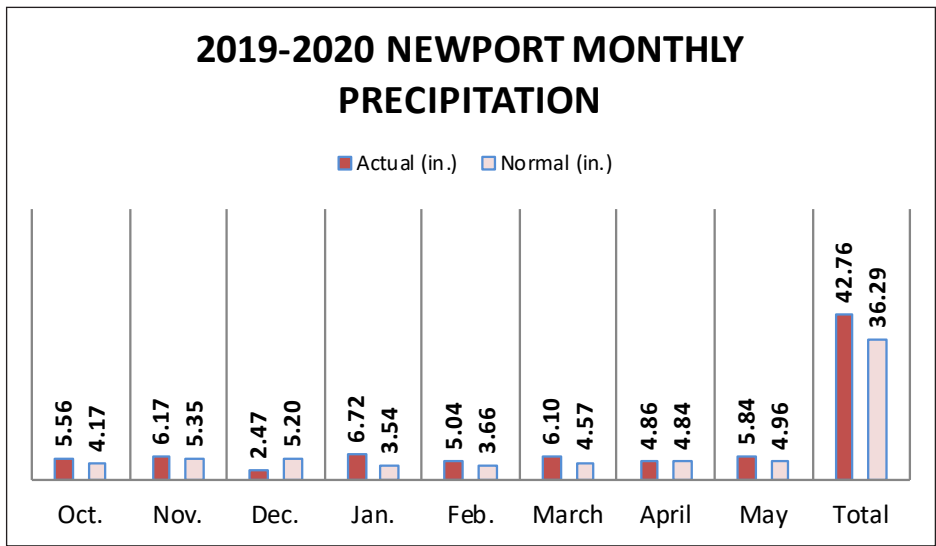
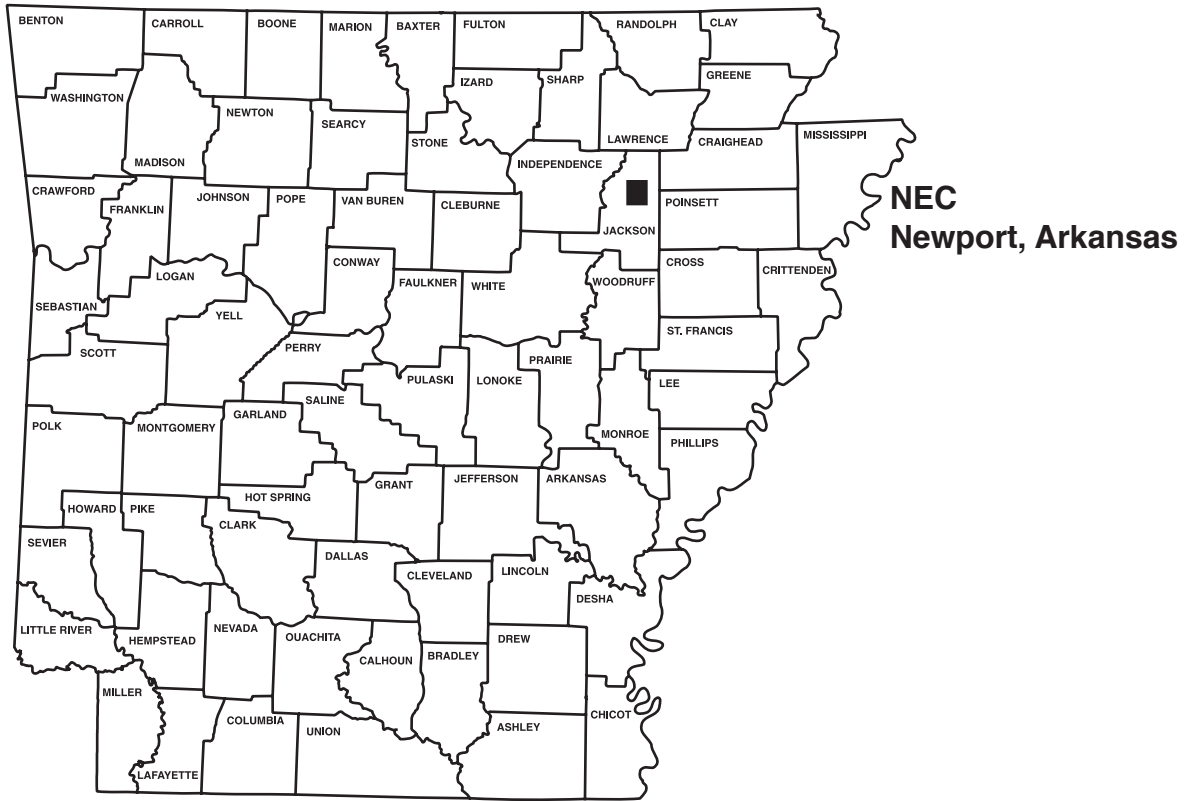
Entry Name	Multi-year		2020 Data						Leaf Bacterial Streak Severity
	3-year Average Yield	2-year Average Yield	Yield	Rank	Test Weight	Head Date	Maturity Date	Plant Height	
	----- (bu./ac) -----								
TX15D9597		64.0	61.5	71	57.2	4/6	5/19	34	2.5
AgriMAXX 492		63.9	62.1	66	55.3	4/5	5/16	33	3.0
GA09377-16LE18		60.1	62.5	62	55.7	4/7	5/18	34	3.0
TX15D9253		59.2	60.6	72	52.6	4/6	5/18	37	2.0
Go Wheat 2032		58.0	48.5	92	56.2	4/5	5/20	35	4.5
Progeny PGX18-11		57.2	53.9	88	54.9	4/4	5/17	33	4.0
GA09129-16E55		56.8	56.8	82	56.5	4/3	5/17	35	3.0
GA09436-16LE12		51.9	55.3	85	58.7	4/8	5/21	37	3.0
GA071518-16E39		50.7	48.3	94	54.6	4/5	5/24	32	4.5
TX15D9579		49.7	52.2	91	53.9	4/3	5/18	35	3.0
AgriMAXX 505			74.9	11	58.8	4/13	5/24	37	1.0
AgriMAXX 503			78.1	4	55.4	4/11	5/24	36	1.0
AgriMAXX EXP 2003			70.4	29	55.4	4/11	5/22	36	2.0
SY Richie			58.0	78	54.1	4/5	5/18	34	2.0
Dyna-Gro 9002			65.2	52	55.4	4/11	5/23	37	1.5
Dyna-Gro WX19713			77.0	6	58.7	4/15	5/24	36	1.0
Dyna-Gro WX20731			55.1	86	55.4	4/14	5/24	35	1.0
Dyna-Gro WX20737			53.5	89	57.1	4/11	5/22	33	2.0
Progeny PGX18-7			62.0	67	56.5	4/11	5/22	35	2.0
Progeny PGX18-8			63.6	60	56.0	4/11	5/24	34	2.5
Progeny PGX18-9			62.4	64	55.8	4/13	5/22	34	2.5
Progeny PGX19-3			59.0	75	56.9	4/12	5/20	36	1.5
AR11051-15-3			71.3	23	57.9	4/11	5/18	36	2.0
Progeny PGX19-10			72.6	17	55.7	4/11	5/23	34	2.5
Progeny PGX19-11			61.8	69	55.2	4/16	5/24	35	1.5
Progeny PGX19-12			68.2	38	54.6	4/13	5/25	38	1.5
Progeny PGX19-15			67.2	44	56.5	4/11	5/25	31	1.5
Progeny PGX19-17			77.5	5	54.1	4/7	5/21	30	1.0
AR12080DH-56			70.5	28	57.0	4/9	5/20	37	1.0
KWS246			84.7	1	55.6	4/11	5/22	34	1.0
KWS263			73.4	14	55.4	4/11	5/19	36	1.5
L11713			60.4	73	55.2	4/3	5/16	31	4.0
L11919			52.7	90	54.5	4/4	5/16	32	5.0
LW2068			67.0	46	55.8	4/12	5/22	35	1.0
LW2046			67.9	40	56.3	4/16	5/23	36	2.0
LWX20C			56.3	84	54.5	4/17	5/25	33	1.0
XW18X			72.8	16	56.8	4/11	5/24	37	1.0
Go Wheat 6000			68.0	39	55.9	4/9	5/24	36	3.5

**Table 5. Performance of wheat cultivars in the standard input test, Marianna, Continued.**

Entry Name	Multi-year		2020 Data						
	3-year Average Yield	2-year Average Yield	Yield (bu./ac)	Rank	Test Weight (lb/bu.)	Head Date	Maturity Date	Plant Height (in.)	Leaf Bacterial Streak Severity (0-9)
	----- (bu./ac)-----								
USG 3230			54.1	87	56.9	4/9	5/20	34	2.0
LA12080LDH-72			70.9	26	55.9	4/8	5/20	35	2.0
LA15203-LDH112			74.2	13	56.3	4/9	5/20	36	2.5
LA12275DH-56			71.1	25	57.2	4/8	5/20	35	4.0
LA15166-LDH272			59.1	74	56.5	4/8	5/18	33	3.0
NC11546-14			65.3	50	57.7	4/7	5/18	35	2.0
AR09485-10-1			67.8	42	56.6	4/10	5/23	39	3.0
SR9105			62.2	65	53.8	4/14	5/22	34	1.5
ARFHBDH2_75			63.6	61	55.6	4/5	5/18	31	2.0
AR15V21-09-2089N			72.0	20	57.0	4/10	5/18	33	2.0
AR15V31-26-2285N			68.9	36	58.1	4/9	5/18	35	1.5
AR15V41-10-2443N			64.0	58	59.2	4/7	5/17	39	1.0
GA101004-17 LE17			48.4	93	56.2	4/4	5/17	34	5.0
GA101298-17 LE11			72.6	18	57.6	4/9	5/20	35	2.0
GA10268-17 LE16			71.6	22	53.6	4/15	5/25	39	1.0
GA10407-17E8			70.0	32	55.7	4/7	5/18	37	2.5
GA11656-17 E11			72.2	19	56.4	4/9	5/18	39	2.0
TN1902			65.3	51	56.7	4/9	5/18	34	2.0
13VTK429-3			69.2	35	56.0	4/12	5/24	34	1.0
Mean	67.3	66.5	65.6		55.8	4/10	5/21	35	2.1
LSD (5%)			8.3		4.1	2	2	3	1.2
C.V. (%)			4.5		2.6	0	0.0	3.1	20.6

# Newport: Newport Extension Center (NEC)

## Standard Input Test Summary



**Soil Series:** Beulah fine sandy loam

**Previous Crop:** Fallow

**Planting Date:** October 17, 2019

**Harvest Date:** June 6, 2020

**Fertilizer Application(s):** 90 lb N/ac + 24 lb S/ac  
60 lb N/ac

February 22, 2020  
March 28, 2020

**Herbicide Application(s):** 2 oz/ac Zidua & 2.1 pt/ac Prowl H<sub>2</sub>O  
16.4 oz/ac Axial XL  
0.75 oz/ac Harmony Extra

November 20, 2019  
November 20, 2019  
March 7, 2020

**Fungicide Application(s):** None

**Table 6. Performance of wheat cultivars in the standard input test, Newport.**

Entry Name	Multi-year		2020 Data			Leaf Bacterial Streak Severity
	3-year Average Yield	2-year Average Yield	Yield	Rank	Test Weight	
	------(bu./ac)-----		(bu./ac)		(lb/bu.)	(0-9)
Progeny #TURBO	82.7	82.2	91.4	1	58.4	1
Dixie Brown	77.3	73.2	83.8	2	57.2	1
AgriMAXX 473	71.6	68.5	77.9	9	56.7	1
Progeny #BULLET	71.2	70.3	72.8	19	58.3	1
USG 3536	71.0	66.9	76.3	11	57.8	1
Go Wheat 2058	70.9	68.2	72.6	21	55.5	3
26R59	69.8	60.7	60.9	40	54.9	3
Delta Grow 1000	69.1	67.2	71.1	23	56.5	1
AGS 2024	69.1	60.6	56.0	58	57.0	2
26R41	68.4	65.0	73.5	16	58.2	1
SY 547	68.3	61.9	72.7	20	57.2	1
AR09137UC-17-2	68.2	68.1	63.3	35	55.9	3
AR06146E-1-4	67.9	65.4	61.8	38	58.4	2
Delta Grow 3500	67.7	60.8	65.7	31	59.1	2
Dixie Bentley	66.2	60.8	56.7	53	59.7	2
USG 3329	66.0	66.3	69.2	28	55.6	2
Dyna-Gro 9701	65.9	60.8	56.9	50	55.2	1
AgriMAXX 415	65.3	64.7	69.9	27	58.9	2
Hilliard	64.3	58.3	57.5	48	56.9	2
26R45	64.0	61.1	63.6	34	55.9	2
AGS 2038	63.5	57.9	62.6	37	54.6	3
SY Viper	63.0	60.1	60.2	42	56.4	1
AGS 2055	62.2	57.9	57.3	49	53.3	3
USG 3640	60.4	52.7	51.7	68	57.0	2
Dyna-Gro 9811	60.0	54.4	51.6	69	56.8	2
Progeny #BLAZE	59.1	53.4	41.1	90	54.7	2
Progeny #FURY	57.7	51.4	49.6	74	54.2	3
26R36	56.7	53.7	60.5	41	55.8	2
26R10	55.0	48.7	46.5	78	52.7	3
AgriMAXX 492		69.8	74.2	14	57.4	2
USG 3539		68.1	73.2	17	56.4	2
LW2937		66.0	69.1	29	57.5	1
AgriMAXX 496		65.3	70.2	26	58.4	1
Dyna-Gro 9941		61.9	55.9	60	55.3	1
TX15D9597		59.9	51.4	70	58.1	3
Progeny PGX18-11		59.7	49.9	73	53.6	4
USG 3458		59.6	56.0	59	55.3	1
LW2848		59.4	56.8	52	57.0	1
GA071518-16E39		58.4	64.6	33	55.1	4

**Table 6. Performance of wheat cultivars in the standard input test, Newport, Continued.**

Entry Name	Multi-year		2020 Data			Leaf Bacterial Streak Severity
	3-year Average Yield	2-year Average Yield	Yield	Rank	Test Weight	
	------(bu./ac)-----		(bu./ac)		(lb/bu.)	(0-9)
Go Wheat 2032		57.6	54.0	63	58.7	3
TX15D9253		56.9	59.5	43	54.7	2
GA09377-16LE18		53.8	56.9	51	56.8	2
Liberty 5658		53.1	45.5	81	54.9	3
Featherstone 125		53.0	44.7	83	60.4	4
Dixie DEX 19-1		52.4	37.9	93	56.2	3
GA09129-16E55		51.6	44.5	84	59.3	4
GA09436-16LE12		47.3	45.9	80	56.2	3
TX15D9579		46.8	30.1	95	53.7	4
AgriMAXX 505			56.1	56	56.3	1
AgriMAXX 503			55.1	61	58.3	1
AgriMAXX EXP 2003			57.6	47	54.6	2
SY Richie			44.3	85	56.1	3
Dyna-Gro 9002			66.8	30	55.3	1
Dyna-Gro WX19713			57.9	46	56.2	2
Dyna-Gro WX20731			34.8	94	54.5	3
Dyna-Gro WX20737			46.2	79	53.5	4
Progeny PGX18-7			77.2	10	56.9	1
Progeny PGX18-8			53.4	64	54.8	3
Progeny PGX18-9			48.2	76	55.5	2
Progeny PGX19-3			52.7	65	57.2	2
AR11051-15-3			65.1	32	58.2	1
Progeny PGX19-10			70.5	24	54.9	1
Progeny PGX19-11			39.8	91	53.6	4
Progeny PGX19-12			81.0	5	54.5	2
Progeny PGX19-15			59.1	44	55.9	3
Progeny PGX19-17			82.1	3	57.0	1
AR12080DH-56			58.9	45	56.9	1
KWS246			78.2	8	57.5	1
KWS263			71.5	22	55.2	2
L11713			47.7	77	57.4	3
L11919			38.4	92	52.4	5
LW2068			43.5	87	51.9	2
LW2046			52.0	66	52.6	2
LWX20C			45.1	82	53.2	3
XW18X			73.7	15	54.4	1
Go Wheat 6000			48.4	75	57.1	4
USG 3230			62.9	36	54.3	2
LA12080LDH-72			51.8	67	54.9	2

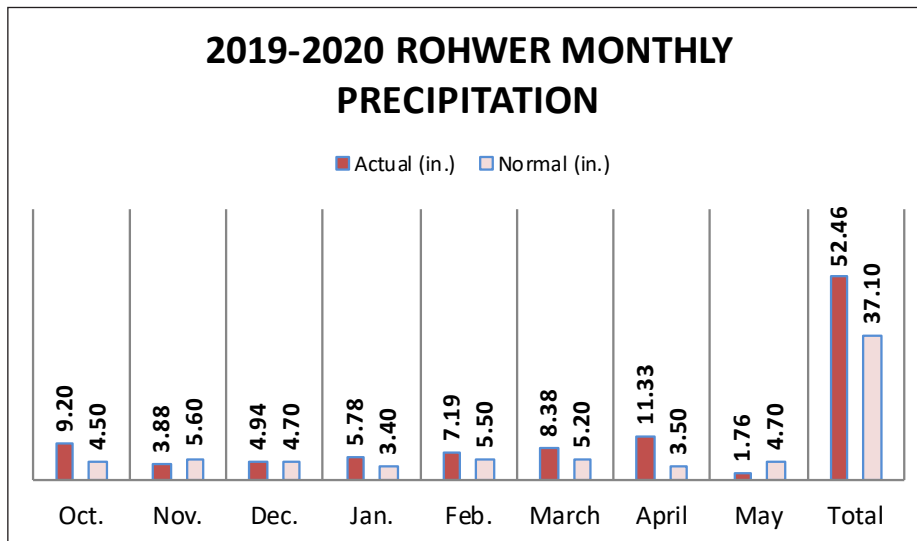
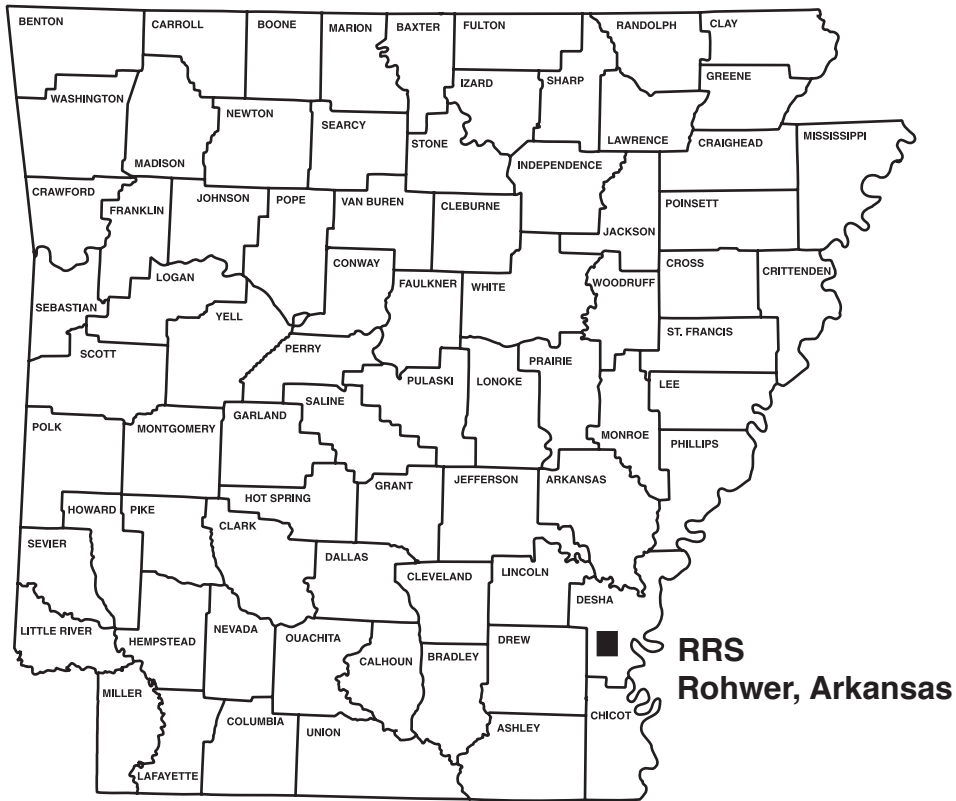
**Table 6. Performance of wheat cultivars in the standard input test, Newport, Continued.**

Entry Name	Multi-year		2020 Data			
	3-year Average Yield	2-year Average Yield	Yield	Rank	Test Weight	Leaf Bacterial Streak Severity
	------(bu./ac)-----		(bu./ac)		(lb/bu.)	(0-9)
LA15203-LDH112			74.7	13	58.1	2
LA12275DH-56			80.6	6	56.3	1
LA15166-LDH272			54.5	62	56.9	2
NC11546-14			56.7	54	57.6	3
AR09485-10-1			73.2	18	57.2	2
SR9105			43.8	86	52.5	3
ARFHBDH2_75			70.3	25	56.7	2
AR15V21-09-2089N			61.5	39	59.7	1
AR15V31-26-2285N			81.3	4	58.7	1
AR15V41-10-2443N			43.4	88	58.6	2
GA101004-17 LE17			41.9	89	54.5	5
GA101298-17 LE11			50.1	72	57.5	2
GA10268-17 LE16			78.5	7	56.9	1
GA10407-17E8			56.0	57	56.4	3
GA11656-17 E11			56.3	55	57.9	2
TN1902			50.3	71	58.2	3
13VTK429-3			75.8	12	59.0	1
Mean	66.3	60.5	59.6		56.3	2
LSD (5%)			15.9		3.0	1
C.V. (%)			9.5		1.9	21.7



# Rohwer: Rohwer Research Station (RRS)

## Standard Input Test Summary



**Soil Series:** Herbert silt loam

**Previous Crop:** Soybean

**Planting Date:** November 5, 2019

**Harvest Date:** June 1, 2020

**Fertilizer** 64 lb N/ac Urease Inhibitor February 28, 2020  
**Application(s):** 74 lb N/ac Urease Inhibitor April 3, 2020

**Herbicide** 1.5 pt/ac 2, 4-D February 28, 2020  
**Application(s):** 0.75 oz/ac Harmony Extra February 28, 2020

**Fungicide** None  
**Application(s):**

**Table 7. Performance of wheat cultivars in the standard input test, Rohwer.**

Entry Name	Multi-year		2020 Data		
	2-year Average Yield (bu./ac)	Yield (bu./ac)	Rank	Test Weight (lb/bu.)	Head Date
26R36	85.2	78.9	20	59.3	4/10
Delta Grow 1000	82.1	87.4	4	57.5	4/8
26R41	79.7	80.5	15	58.3	4/8
Dyna-Gro 9701	78.8	79.3	18	58.4	4/11
26R59	77.7	73.6	36	58.0	4/8
Hilliard	77.3	72.7	38	59.0	4/5
AgriMAXX 473	77.1	80.4	16	57.8	4/10
Dyna-Gro 9811	76.4	65.8	65	58.8	4/8
USG 3536	75.4	79.9	17	57.7	4/11
AGS 2055	74.4	66.6	63	58.0	4/6
Progeny #BULLET	74.3	80.6	13	57.4	4/12
Progeny #TURBO	74.2	69.3	51	58.7	4/9
AgriMAXX 415	73.4	72.3	39	57.8	4/9
AGS 2038	72.4	64.4	70	59.4	4/10
SY Viper	72.0	71.9	43	58.7	4/6
26R45	71.7	72.0	41	58.3	4/10
Delta Grow 3500	71.1	46.3	93	59.1	4/5
SY 547	71.0	82.8	11	58.1	4/8
Progeny #BLAZE	70.8	78.7	23	58.7	4/9
Dixie Brown	69.9	67.7	57	58.4	4/11
Dixie Bentley	69.5	56.9	88	58.4	4/4
Go Wheat 2058	65.6	76.4	28	57.9	4/9
AR06146E-1-4	63.8	59.9	80	57.4	4/4
Progeny #FURY	63.4	60.2	79	61.8	4/4
26R10	62.9	71.7	44	59.2	4/10
AgriMAXX 492		62.4	73	59.1	4/6
AgriMAXX 496		71.9	42	56.0	4/13
AgriMAXX 505		85.3	8	57.4	4/10
AgriMAXX 503		75.1	32	56.9	4/11
AgriMAXX EXP 2003		82.0	12	57.6	4/10
SY Richie		61.1	76	59.1	4/3
Dixie DEXE 19-1		78.8	21	59.5	4/10
Dyna-Gro 9941		90.7	1	57.1	4/11
Dyna-Gro 9002		69.0	53	57.2	4/9
Dyna-Gro WX19713		76.5	27	57.4	4/9
Dyna-Gro WX20731		65.3	66	58.0	4/14
Dyna-Gro WX20737		67.0	60	59.0	4/10
Progeny PGX18-7		89.0	2	57.5	4/11

Table 7. Performance of wheat cultivars in the standard input test, Rohwer, Continued.

Entry Name	Multi-year	2020 Data			
	2-year Average Yield (bu./ac)	Yield (bu./ac)	Rank	Test Weight (lb/bu.)	Head Date
Progeny PGX18-8		69.5	50	57.9	4/10
Progeny PGX18-9		84.3	9	57.5	4/9
Progeny PGX18-11		57.5	86	60.6	4/8
Progeny PGX19-3		75.6	30	58.3	4/9
AR11051-15-3		71.0	45	58.9	4/9
Progeny PGX19-10		77.5	24	58.3	4/9
Progeny PGX19-11		62.8	72	58.3	4/12
Progeny PGX19-12		75.0	33	58.4	4/10
Progeny PGX19-15		74.3	34	58.4	4/8
Progeny PGX19-17		68.5	56	58.3	4/4
AR12080DH-56		68.6	55	59.0	4/7
Featherstone 125		64.6	69	59.7	4/6
KWS246		79.1	19	57.6	4/10
KWS263		77.2	26	59.2	4/9
L11713		72.0	40	59.6	4/3
L11919		61.4	75	61.8	4/3
LW2848		86.5	7	58.5	4/11
LW2937		86.8	6	57.7	4/13
LW2068		88.4	3	56.8	4/11
LW2046		77.3	25	57.6	4/10
LWX20C		69.8	49	59.4	4/10
XW18X		78.7	22	59.0	4/9
AGS 2024		52.4	92	59.9	4/6
Go Wheat 2032		58.8	83	58.7	4/4
Go Wheat 6000		59.2	82	58.3	4/6
USG 3329		74.0	35	59.1	4/10
USG 3458		83.1	10	58.4	4/7
USG 3539		70.6	46	57.8	4/10
USG 3640		53.4	91	57.8	4/5
USG 3230		86.9	5	58.3	4/8
LA12080LDH-72		69.3	52	58.2	4/5
LA15203-LDH112		67.7	58	58.9	4/10
LA12275DH-56		61.1	77	56.9	4/3
LA15166-LDH272		68.8	54	58.6	4/3
NC11546-14		70.0	48	59.7	4/9
TX15D9253		57.4	87	61.3	4/5
TX15D9579		41.3	94	60.5	4/5
TX15D9597		70.5	47	60.2	4/5
AR09137UC-17-2		66.9	61	60.0	4/3

**Table 7. Performance of wheat cultivars in the standard input test, Rohwer, Continued.**

Entry Name	Multi-year	2020 Data			
	2-year Average Yield (bu./ac)	Yield (bu./ac)	Rank	Test Weight (lb/bu.)	Head Date
AR09485-10-1		64.8	68	54.4	4/9
SR9105		76.1	29	57.0	4/12
ARFHBDH2_75		54.2	89	60.1	4/5
AR15V21-09-2089N		67.1	59	58.5	4/4
AR15V31-26-2285N		64.0	71	58.6	4/6
AR15V41-10-2443N		60.9	78	58.7	4/7
GA071518-16E39		59.8	81	59.7	4/3
GA09129-16E55		53.5	90	59.7	4/3
GA09377-16LE18		57.6	85	60.7	4/4
GA09436-16LE12		65.0	67	58.1	4/4
GA101004-17 LE17		38.5	95	59.0	4/2
GA101298-17 LE11		62.1	74	58.4	4/6
GA10268-17 LE16		80.6	14	58.5	4/9
GA10407-17E8		66.1	64	59.1	4/5
GA11656-17 E11		58.3	84	57.5	4/7
TN1902		75.1	31	58.5	4/7
Liberty 5658		66.7	62	56.9	4/3
13VTK429-3		73.1	37	57.9	4/10
Mean	73.2	70.0		58.5	4/8
LSD (5%)		13.8		1.9	3.2
C.V. (%)		7.1		1.2	0.0

**Table 8. Disease performance of wheat cultivars in inoculated nurseries, Newport and Fayetteville.**

Entry Name	Fusarium Head	Fusarium	Stripe Rust Severity
	Blight Rating	Damaged Kernels	
	2020 Newport	2020 Newport	2020 Fayetteville
	(0–9)	(%)	(%)
AgriMAXX 415	2	15	15
AgriMAXX 473	1	20	0
AgriMAXX 492	3	25	2
AgriMAXX 496	1	23	9
AgriMAXX 505	1	18	1
AgriMAXX 503	1	9	1
AgriMAXX EXP 2003	0	4	2
SY Viper	1	18	2
SY Richie	3	38	1
SY 547	1	35	25
Dixie Brown	1	8	2
Dixie Bentley	3	12	1
Dixie DEX 19-1	1	13	1
Delta Grow 1000	1	18	0
Delta Grow 3500	4	35	26
Dyna-Gro 9941	2	8	5
Dyna-Gro 9701	1	12	0
Dyna-Gro 9002	1	20	1
Dyna-Gro 9811	2	63	44
Dyna-Gro WX19713	0	33	7
Dyna-Gro WX20731	0	13	1
Dyna-Gro WX20737	2	10	1
Progeny #BULLET	1	10	15
Progeny #TURBO	1	10	29
Progeny #BLAZE	2	18	1
Progeny #FURY	4	83	15
Progeny PGX18-7	2	33	19
Progeny PGX18-8	3	40	1
Progeny PGX18-9	1	4	1
Progeny PGX18-11	2	40	4
Progeny PGX19-3	1	10	9
AR11051-15-3	1	15	4
Progeny PGX19-10	1	15	35
Progeny PGX19-11	1	13	2
Progeny PGX19-12	1	15	5
Progeny PGX19-15	2	20	15
Progeny PGX19-17	2	15	8

**Table 8. Disease performance of wheat cultivars in inoculated nurseries, Newport and Fayetteville, Continued.**

Entry Name	Fusarium Head	Fusarium	Stripe Rust Severity
	Blight Rating	Damaged Kernels	
	2020 Newport	2020 Newport	2020 Fayetteville
	(0–9)	(%)	(%)
AR12080DH-56	2	20	2
Featherstone 125	4	7	2
KWS246	4	35	1
KWS263	2	18	1
L11713	1	27	1
L11919	1	38	16
LW2848	1	9	0
LW2937	1	10	1
LW2068	1	7	0
LW2046	1	18	2
LWX20C	1	12	2
26R10	2	23	2
26R36	1	13	2
26R41	2	48	1
26R45	1	8	2
26R59	2	48	2
XW18X	2	25	26
AGS 2055	6	83	16
AGS 2038	6	85	5
AGS 2024	6	68	26
Go Wheat 2058	4	12	16
Go Wheat 2032	4	53	15
Go Wheat 6000	3	25	1
USG 3329	2	23	1
USG 3458	3	30	2
USG 3536	1	15	2
USG 3539	1	40	2
USG 3640	3	58	23
USG 3230	4	45	23
LA12080LDH-72	2	23	7
LA15203-LDH112	1	20	1
LA12275DH-56	2	13	2
LA15166-LDH272	3	23	1
NC11546-14	2	18	68
TX15D9253	8	83	7
TX15D9579	5	55	4
TX15D9597	3	58	9

**Table 8. Disease performance of wheat cultivars in inoculated nurseries, Newport and Fayetteville, Continued.**

Entry Name	Fusarium Head Blight Rating	Fusarium Damaged Kernels	Stripe Rust Severity
	2020 Newport (0–9)	2020 Newport (%)	2020 Fayetteville (%)
AR06146E-1-4	1	28	2
AR09137UC-17-2	4	43	1
AR09485-10-1	1	25	5
SR9105	2	23	1
ARFHBDH2_75	2	15	1
AR15V21-09-2089N	1	5	5
AR15V31-26-2285N	2	12	11
AR15V41-10-2443N	2	6	9
GA071518-16E39	7	80	23
GA09129-16E55	5	18	30
GA09377-16LE18	7	88	23
GA09436-16LE12	2	40	15
GA101004-17 LE17	9	55	11
GA101298-17 LE11	3	38	9
GA10268-17 LE16	3	48	5
GA10407-17E8	5	53	23
GA11656-17 E11	4	40	23
TN1902	4	16	60
Hilliard	3	23	0
Liberty 5658	3	38	10
13VTK429-3	2	23	3
Mean	2	29	9
LSD (5%)	2	19	25
C.V. (%)	33.4	23.4	100.9

**Participants and Entries, Continued**  
**2019–2020 Wheat Variety Test**

<b><u>Company</u></b>	<b><u>Variety</u></b>
<b>AgriMaxx Wheat Company</b> 7167 Highbanks Road Mascoutah, IL 62258	AgriMAXX 415 AgriMAXX 473 AgriMAXX 492 AgriMAXX 496 AgriMAXX 505 AgriMAXX 503 AgriMAXX EXP 2003
<b>Delta Grow Seed</b> 220 NW 2nd Street England, AR 72046	Delta Grow 1000 Delta Grow 3500
<b>Cache River Valley Seed, LLC</b> P.O. Box 10 Cash, AR 72421	Dixie Bentley Dixie Brown Dixie DSEX 19-1
<b>Dyna-Gro Seed</b> 6221 Riverside Dr. Suite One Dublin, OH 43017	Dyna-Gro 9002 Dyna-Gro 9701 Dyna-Gro 9811 Dyna-Gro 9941 Dyna-Gro WX19713 Dyna-Gro WX20731 Dyna-Gro WX20737
<b>Featherstone Seed</b> 13941 Genito Rd. Amelia, VA 23002	Featherstone 125
<b>Stratton Seed</b> 1530 HWY. 79 S Stuttgart, AR 72160	AGS 2024 AGS 2038 AGS 2055 Go Wheat 2032 Go Wheat 2058 Go Wheat 6000
<b>KWS Cereals</b> 4101 Colleen Dr. Champaign, IL 61822	KWS246 KWS263
<b>Limagrain Cereal Seeds</b> 4846 E 450N Lafayette, IN 47905	L11713 L11919



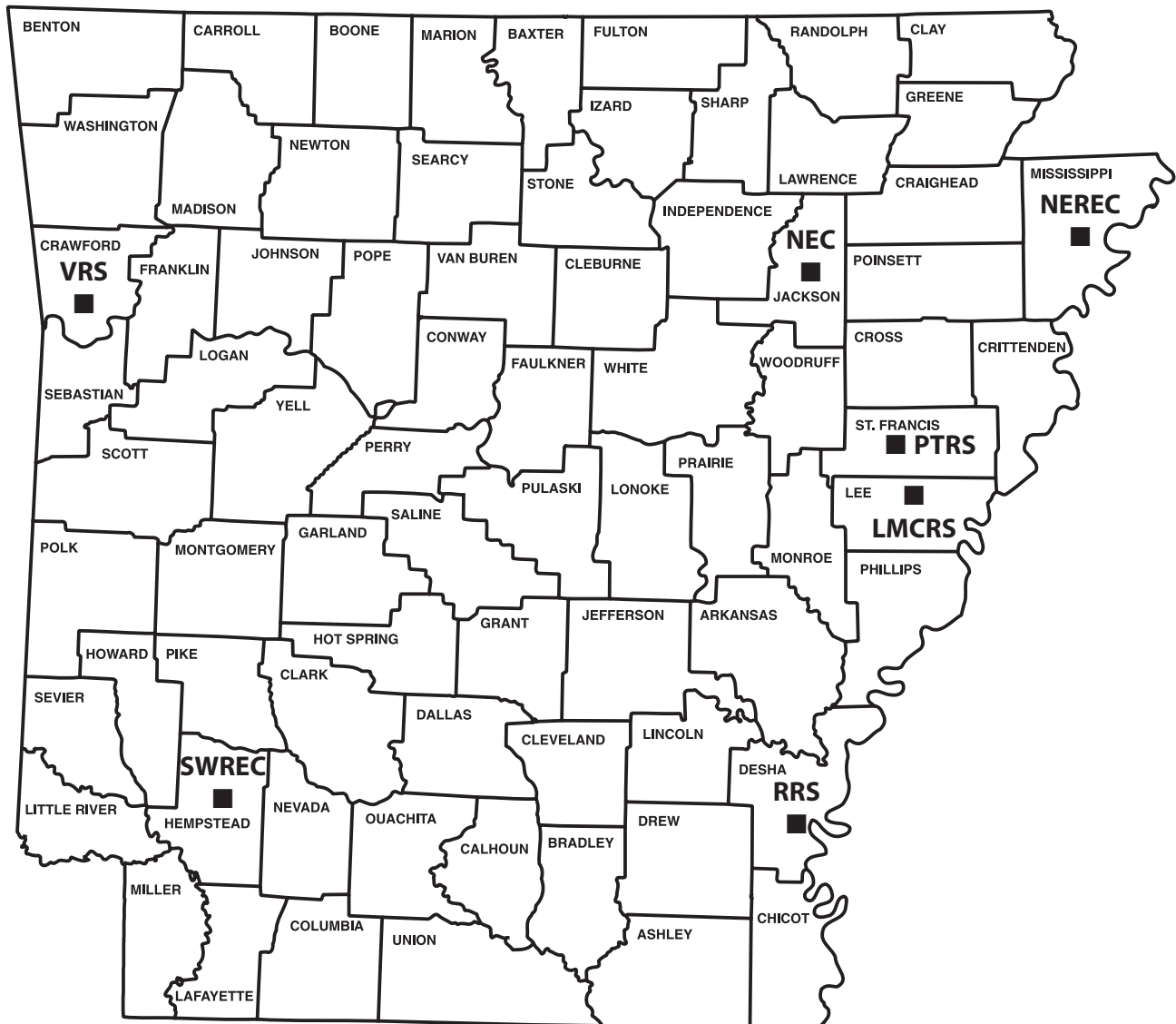
**Participants and Entries, Continued**  
**2019–2020 Wheat Variety Test**

<u>Company</u>	<u>Variety</u>
<b>Local Seed Company LLC</b> 802 Rozelle St. Memphis, TN 38104	LW2848 LW2937 LWX20A LWX20B LWX20C
<b>Erwin-Keith, Inc. / Progeny</b> 1529 Hwy 193 Wynne, AR 72396	#BLAZE #BULLET #FURY #TURBO PGX18-2 PGX18-7 PGX18-8 PGX18-9 PGX18-11 PGX19-3 PGX19-5 PGX19-10 PGX19-11 PGX19-12 PGX19-15 PGX19-17 PGX19-20
<b>AgriPro</b> 14031 Trestle Rd Highland, IL 62249	SY 547 SY Richie SY VIPER
<b>UniSouth Genetics, Inc.</b> 2640-C Nolensville Road Nashville, TN 37211	USG 3230 USG 3329 USG 3458 USG 3536 USG 3539 USG 3640
<b>Pioneer</b> 1409 Smith Street Corning, AR 72422	26R10 26R36 26R41 26R45 26R59 XW18X

**Participants and Entries, Continued**  
**2019–2020 Wheat Variety Test**

<b><u>Public Institutions</u></b>	<b><u>Variety</u></b>
<b>Louisiana State University</b> Agronomy Department 221 M.B. Sturgis Hall Baton Rouge, LA 70803-2110	LA12080LDH-72 LA12275DH-56 LA15166-LDH272 LA15203-LDH112
<b>North Carolina State University</b> 840 Unit Method Rd, Unit 3 Raleigh, NC 27606	NC11546-14
<b>Texas A&amp;M University</b> 750 Agronomy Rd. STE 2701 College Station, TX 77843-0001	TX15D9253 TX15D9579 TX15D9597
<b>University of Arkansas</b> 115 Plant Sciences Building Fayetteville, AR 72701	AR06146E-1-4 AR09137UC-17-2 AR09485-10-1 AR15V21-09-2089N AR15V31-26-2285N AR15V41-10-2443N ARDH13216-12 ARFHBDH2_75
<b>University of Georgia</b> 1109 Experiment St. Griffin, GA 30223	GA071518-16E39 GA09129-16E55 GA09377-16LE18 GA09436-16LE12 GA101004-17 LE17 GA101298-17 LE11 GA10268-17 LE16 GA10407-17E8 GA11656-17 E11
<b>University of Tennessee</b> Room 112 Plant Biotech 2505 E.J. Chapman Dr. Knoxville, TN 37996	TN1902
<b>VCIA/VA TECH</b> 2229 Menokin Road Warsaw, VA 22572	Hilliard Liberty 5658 13VTK429-3

# Wheat Test Locations



- LMCRS** - **Lon Mann Cotton Research Station, Marianna**
- NEC** - **Newport Extension Center, Newport**
- NEREC** - **Northeast Research and Extension Center, Keiser**
- PTRS** - **Pine Tree Research Station, Colt**
- RRS** - **Rohwer Research Station, Rohwer**
- SWREC** - **Southwest Research and Extension Center, Hope**
- VRS** - **Vegetable Research Station, Kibler**

UofA

**DIVISION OF AGRICULTURE**  
**RESEARCH & EXTENSION**

*University of Arkansas System*