

Synthesis of the Tricyclic Core of Alkaloid Securinol B Using a Cascade of Vilsmeier–Haack and Mannich Cyclizations[†]

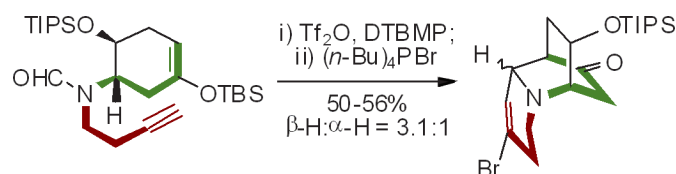
Robin Larouche-Gauthier and Guillaume Bélanger*

Département de Chimie, Université de Sherbrooke, 2500 boulevard Université,
Sherbrooke, Québec J1K 2R1, Canada

guillaume.belanger@usherbrooke.ca

Received July 25, 2008

ABSTRACT



Iminium ions generated upon amide activation were trapped sequentially with tethered nucleophiles. This cascade of cyclizations constitutes a new synthetic strategy that was applied to the construction of the tricyclic core of alkaloid securinol B.

The *Securinega* alkaloids are a family of approximately 20 tetracyclic compounds isolated from diverse *Securinega*, *Phyllanthus*, and *Margaritaria* species of the *Euphorbiaceae* plant family.¹ Most of these alkaloids possesses an indolizidine skeleton fused with an azabicyclo[3.2.1]octane system, as in securinine (**1**), the major *Securinega* alkaloid, and in viroallosecurinine (**2**) (Figure 1). These compounds exhibit interesting biological activity, such as acting on the central nervous system as γ -aminobutyric acid receptor antagonists.² In 1965, Tamura and Iwamoto isolated much rarer hydroxy-substituted *Securinega* alkaloids, securinol A and B (0.0005% and 0.00009%, respectively), from *S. suffruticosa*.³ The structure of these alkaloids was first assigned as **3** and **4**.^{3,4} In 1991, Arbain and Sargent identified **5** as the revised structure of securinol A, from X-ray analysis of its crystalline hydrobromide salt.⁵ Since both securinol A and B give viroallosecurinine (**2**) upon treatment with mesyl chloride

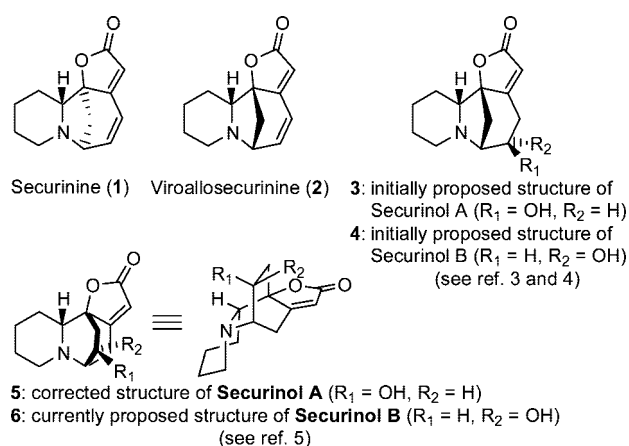


Figure 1. Representative *Securinega* alkaloids.

and pyridine,⁴ it was therefore suggested that securinol B has structure **6**.⁶

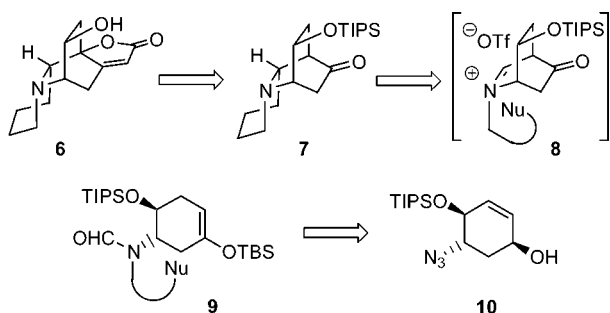
The uncommon quinolizidine skeleton fused to the azabicyclo[2.2.2]octane subunit of securinol B in addition

[†] Dedicated to Professor Larry E. Overman on the occasion of his 65th birthday.

(1) Snieckus, V. *The Alkaloids*; Academic Press: New York, 1973; Vol. 14, pp 425–506.

(2) Beutler, J. A.; Karbon, E. W.; Brubaker, A. N.; Malik, R.; Curtis, D. R.K.; Enna, S. J. *Brain Res.* **1985**, *330*, 135.

Scheme 1. Retrosynthetic Analysis of Securinol B



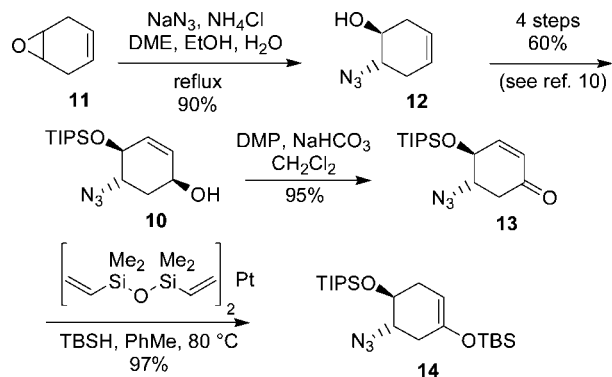
to the very limited supply of this alkaloid render it an attractive synthetic target. Furthermore, a synthesis of securinol B would lift the veil on the long standing ambiguity on the structure of this alkaloid.⁷

Recently, we reported the first Vilsmeier–Haack-type cyclizations of nonaromatic carbon nucleophiles onto iminium ions generated from activated amides. In all reported cases, a second iminium ion of lower oxidation state was generated and subsequently hydrolyzed or reduced.⁸ In this paper, we decided to trap this second iminium ion using a Mannich cyclization⁹ in a one-pot procedure. Molecular complexity would thus be rapidly built through this novel synthetic strategy, furnishing the tricyclic core of securinol B and related *Securinega* alkaloids in a single operation.

Our retrosynthetic analysis of securinol B (**6**) begins with removal of the butenolide ring to give **7** containing the key tricyclic core of the natural product (Scheme 1). Compound **7** was seen as the product of a cascade of two nucleophilic cyclizations onto the activated amide of **9**: a first cyclization with the silyl enol ether would lead to the iminium intermediate **8**, which would be trapped by a pendent nucleophile in a second cyclization to yield the azabicyclo[2.2.2]octane core **7** of securinol B. Finally, amide **9** would be obtained from the known allylic alcohol **10**¹⁰ after straightforward functionalization of the azide and of the allylic alcohol moieties.

The synthesis began with the opening of the known epoxide **11**¹¹ using sodium azide to furnish the azidoalcohol **12** in good yield (Scheme 2). A route developed by

Scheme 2. Synthesis of Silyl Enol Ether **14**

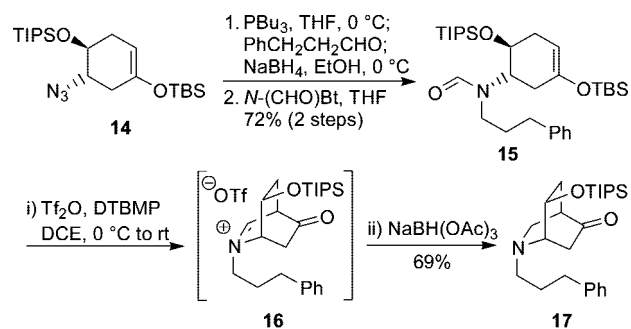


Jacobsen¹⁰ was then applied to access the racemic allylic alcohol **10**, which was oxidized to the corresponding enone **13** using Dess–Martin periodinane.

Installation of the silyl enol ether was then accomplished by hydrosilylation of enone **13** with platinum divinyltetramethylsiloxane (Karstedt's catalyst)¹² and *tert*-butyldimethylsilane to afford **14** in a close to quantitative yield. The use of the more typical Wilkinson's catalyst (Rh(PPh₃)₃Cl) to promote this hydrosilylation¹³ gave only marginal conversion, presumably due to the bulkiness of TBDSH.

With the silyl enol ether regioselectively installed on the main cyclohexane ring, we wanted to test the feasibility of the preparation of the bridged bicyclic system¹⁴ by a monocyclization on a formamide bearing a non-nucleophilic side chain to avoid competitive cyclization (Scheme 3).

Scheme 3. Synthesis and Monocyclization of Compound **15**



Azide **14** was first subjected to a Staudinger/aza-Wittig/reduction sequence with hydrocinnamaldehyde. Among all phosphines tested (PPh₃, PMe₃, PBU₃), PBU₃ was far more

(3) Horri, Z.; Ikeda, M.; Tamura, Y.; Saito, S.; Kotera, K.; Iwamoto, T. *Chem. Pharm. Bull.* **1965**, *13*, 1307.

(4) Horri, Z.; Yamauchi, M.; Ikeda, M.; Momose, T. *Chem. Pharm. Bull.* **1970**, *18*, 2009.

(5) Arbain, D.; Birkbeck, A. A.; Byrne, L. T.; Sargent, M. V.; Skelton, B. W.; White, A. H. *J. Chem. Soc., Perkin Trans. 1* **1991**, 1863.

(6) Recently, Ye et al. reported the isolation of a *Securinega* alkaloid, virosine A, having a structure identical to the currently proposed structure of securinol B (**6**). See: Wang, G.-G.; Wang, Y.; Li, Q.; Liang, J.-P.; Zhang, X.-Q.; Yao, X.-S.; Ye, W.-C. *Helv. Chim. Acta* **2008**, *91*, 1124.

(7) To date, no synthesis of securinol A or securinol B is yet reported.

(8) (a) Bélanger, G.; Larouche-Gauthier, R.; Ménard, F.; Nantel, M.; Barabé, F. *Org. Lett.* **2005**, *7*, 4431. (b) Bélanger, G.; Larouche-Gauthier, R.; Ménard, F.; Nantel, M.; Barabé, F. *J. Org. Chem.* **2006**, *71*, 704.

(9) (a) Overman, L. E.; Ricca, D. J. In *Comprehensive Organic Synthesis*; Trost, B. M., Fleming, I., Heathcock, C. H., Eds.; Pergamon: Oxford, 1991; Vol. 2, p 1007. (b) Royer, J.; Bonin, M.; Micouin, L. *Chem. Rev.* **2004**, *104*, 2311.

(10) Wu, M. H.; Jacobsen, E. N. *Tetrahedron Lett.* **1997**, *38*, 7641.

(11) Craig, T. W.; Harvey, G. R.; Berchtold, G. A. *J. Org. Chem.* **1967**, *32*, 3743.

(12) (a) Johnson, C. R.; Raheja, R. K. *J. Org. Chem.* **1994**, *59*, 2287.

(b) Miller, K. A.; Martin, S. F. *Org. Lett.* **2007**, *9*, 1113.

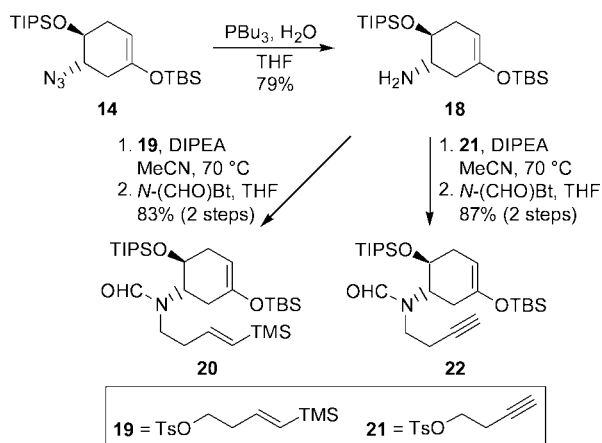
(13) Ojima, I.; Kogure, T. *Organometallics* **1982**, *1*, 1390.

(14) Although we already studied monocyclization of silyl enol ether onto activated formamide (see ref 8), formation of a bridged systems using this reaction had never been tried.

efficient in promoting the Staudinger reaction. We observed that rearrangement of the initial phosphazide to the imino-phosphorane was quite slow: azide **14** had to react with PBU₃ for 15 h prior to the addition of hydrocinnamaldehyde, otherwise the product resulting from addition of unrearranged phosphazide¹⁵ to hydrocinnamaldehyde was observed. Reduction of the resulting imine with NaBH₄ followed by formylation with *N*-formylbenzotriazole¹⁶ (*N*-(CHO)Bt) finally afforded formamide **15** in 72% yield over the two steps. When **15** was activated with Tf₂O in the presence of 2,6-di-*tert*-butyl-4-methylpyridine (DTBMP), the Vilsmeier–Haack cyclization occurred and the iminium ion **16** was cleanly formed.¹⁷ We had previously reported that cyclizations of acyclic silyl enol ethers onto activated amides are extremely fast (less than 15 min).⁸ In the present case, the silyl enol ether is contained within a cyclohexane ring, resulting in a much slower reaction (several hours) due to the required high energy boat conformation of the cyclohexene ring for proper alignment of both the enol ether and the activated formamide. Even so, the cyclization occurred smoothly at room temperature. Iminium ion intermediate **16** was then reduced with NaBH(OAc)₃ to give keto-amine **17**.

We then investigated tandem cyclizations in order to access the tricyclic core of securinol B. We chose a vinylsilane side chain as an appropriate partner to trap the iminium ion intermediate obtained after the Vilsmeier–Haack cyclization, since a vinylsilane generates an endocyclic alkene in the cyclized product (cf. **24**) that would only require a subsequent hydrogenation.¹⁸ To introduce the vinylsilane side chain, the aza-Wittig strategy we used in the preparation of the previous model compound **15** failed disappointingly in the present case, presumably because the acidity of the required β,γ -unsaturated aldehyde resulted in the quenching of the iminophosphorane prepared from **14** (Scheme 4). We thus

Scheme 4. Synthesis of Compounds **20** and **22**



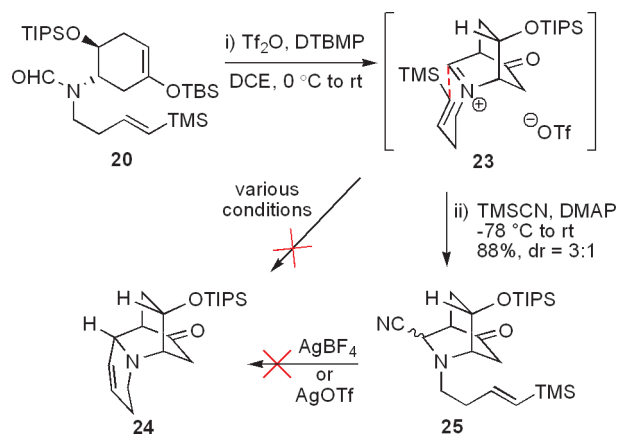
opted to reduce the azide to the corresponding amine **18** first. An attempted sequence of formylation followed by alkylation of the formamide anion with known homoallylic tosylate **19**¹⁹ also failed.²⁰ The acidity of allylic protons in **19**²¹ led to

elimination of the tosylate group, and only secondary formamide was observed in the crude reaction mixture.

Direct alkylation of amine **18** with **19** occurred at elevated temperature and afforded amide **20**, after formylation, in good yield. Interestingly, only traces of the dialkylation product was observed, the second alkylation being prevented by the steric bulk of the OTIPS group adjacent to the primary amine. With the required amide **20** in hand, we then focused on the construction of the tricyclic ring system of securinol B.

Amide **20** was treated with Tf₂O, and with no surprise, the silyl enol ether cyclized onto the activated amide to give iminium ion **23** (Scheme 5).¹⁷ Unfortunately, it was not possible

Scheme 5. Tandem Cyclization Attempts with Compound **20**



to promote the crucial Mannich cyclization (i.e., **23** to **24**), and despite an extensive survey of reaction conditions, only decomposition was observed. Formation of the iminium ion intermediate was nonetheless proven by external nucleophilic trapping with a cyanide anion generated in situ from TMSCN and DMAP.²² Pure aminonitrile **25** was isolated in high yield. Treatment of the latter with silver salts and attempted subsequent Mannich cyclization were also unsuccessful.

We then turned our attention to a halide-promoted intramolecular alkyne addition to iminium ions previously developed by Overman²³ as an alternative to the vinylsilane addition. The required homopropargylic amide **22** was readily obtained by

(15) Phosphazide can be sometimes isolated. See: *Ylides and Imines of Phosphorus*; Johnson, A. W., Eds.; Wiley: Chichester, 1993.

(16) Katritzky, A. R.; Chang, H. X.; Yang, B. *Synthesis* **1995**, 503.

(17) As observed by ¹H NMR analysis of samples taken from the reaction mixture. See Supporting Information.

(18) For a review on vinylsilane–iminium ion cyclizations, see: Blumenkopf, T. A.; Overman, L. E. *Chem. Rev.* **1986**, *86*, 857.

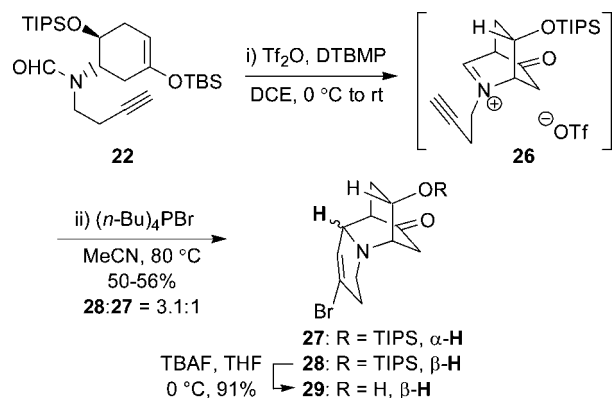
(19) Made by tosylation of (*E*)-4-trimethylsilylbut-3-enol. See: Ménez, P. L.; Brion, J. D.; Lensen, N.; Chelain, E.; Pancrazi, A.; Ardisson, J. *Synthesis* **2003**, 2530.

(20) Amide alkylation with homoallylic electrophiles are quite rare. For examples see: (a) Cappe, C. O.; Cochran, J. E.; Padwa, A. *Tetrahedron Lett.* **1995**, *36*, 9285. (b) Padwa, A.; Dimitroff, M.; Waterson, A. G.; Wu, T. J. *Org. Chem.* **1998**, *63*, 3986. (c) Duboc, R.; Hénaut, C.; Savignac, M.; Genet, J.-P.; Bhatnagar, M. *Tetrahedron Lett.* **2001**, *42*, 2461.

(21) The same is true for the corresponding iodide as well.

(22) (a) Armode, S. M.; Judd, A. S.; Martin, S. F. *Org. Lett.* **2005**, *7*, 2031. (b) Magnus, P.; Grizzard, L.; Hobson, L.; Payne, A. H.; Rainey, T. J.; Westlund, N.; Lynch, V. *Tetrahedron* **2002**, *58*, 3423.

Scheme 6. Successful Tandem Cyclization with Compound **22**



alkylation of amine **18** with known tosylate **21**²⁴ followed by formylation (see Scheme 4). After extensive optimization, we found that iminium ion **26**,¹⁷ obtained upon activation of amide **22** with Tf_2O , could be converted to the key tricyclic compound **28** with the aid of tetrabutylphosphonium bromide. The overall yield and diastereomeric ratio were good, considering the rapid increase of molecular complexity in this single operation (Scheme 6).

To the best of our knowledge, this constitutes the first example of a double addition of carbon nucleophiles to the same iminium carbon generated from amide activation.²⁵ Epimers **27** and **28** were easily separated by flash chromatography. The major diastereomer **28** was deprotected with TBAF to afford alcohol **29**. The stereochemistry of the latter was unequivocally

(23) (a) Overman, L. E.; Sharp, M. J. *J. Am. Chem. Soc.* **1988**, *110*, 612. (b) Overman, L. E.; Rodriguez-Campos, I. M. *Synlett* **1992**, 995. (c) Overman, L. E.; Sarkar, A. K. *Tetrahedron Lett.* **1992**, *33*, 4103. (d) Murata, Y.; Overman, L. E. *Heterocycles* **1996**, *42*, 549. (e) Lin, N. H.; Overman, L. E.; Rabinowitz, M. H.; Robinson, L. A.; Sharp, M. J.; Zablocki, J. *J. Am. Chem. Soc.* **1996**, *118*, 9062. (f) Caderas, C.; Lett, R.; Overman, L. E.; Rabinowitz, M. H.; Robinson, L. A.; Sharp, M. J.; Zablocki, J. *J. Am. Chem. Soc.* **1996**, *118*, 9073.

(24) Deng, B.-L.; Hartman, T. L.; Buckheit, R. W., Jr.; Pannecouque, C.; De Clercq, E.; Fanwick, P. E.; Cushman, M. *J. Med. Chem.* **2005**, *48*, 6140.

(25) A single example of sequential cyclizations of carbon nucleophiles onto the same iminium carbon generated from carbamate activation was reported. See ref 22b.

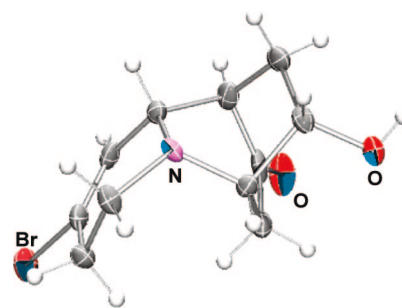


Figure 2. ORTEP representation of X-ray crystal structure of **29**.

established by X-ray crystallographic analysis (Figure 2), proving that the alkyne addition to the iminium ion proceeded on the less hindered α face of iminium **26**,²⁶ leading predominantly to the desired diastereomer **28**.

In summary, a cascade of Vilsmeier–Haack/Mannich cyclizations was successfully developed and applied to the synthesis of the tricyclic core of alkaloid Securinol B. The synthetic strategy proved to be efficient in generating a bridged polycyclic structure in only one operation and opens access to other *Securinega* polycyclic alkaloids. Future efforts will be aimed not only at the completion of the synthesis but also at the application of this new tandem cyclization strategy to the synthesis of other alkaloids of different architecture.

Acknowledgment. This research was supported by the Natural Science and Engineering Research Council (NSERC) of Canada, FQRNT (Québec), the Canadian Fund for Innovation (CFI), and the Université de Sherbrooke. A NSERC doctoral fellowship to R.L.-G. is also gratefully acknowledged.

Supporting Information Available: . Experimental details and spectra for all new compounds. This material is available free of charge via the Internet at <http://pubs.acs.org>.

OL801705S

(26) The α face bears a sp^2 carbon ($\text{C}=\text{O}$) β to the iminium carbon, whereas the β face bears a sp^3 carbon (CH_2) β to the iminium carbon, with one of the hydrogens pointing over the iminium carbon.