

**This is an electronic reprint of the original article.**

**This reprint *may differ* from the original in pagination and typographic detail.**

**Author(s):** Feliz Nhacila, Eunice Siteo, Ernesto Uetimane, Alberto Manhica, Andrade Egas & Veikko Möttönen

**Title:** Effects of thermal modification on physical and mechanical properties of Mozambican *Brachystegia spiciformis* and *Julbernardia globiflora* wood

**Year:** 2020

**Version:** Published version

**Copyright:** The Author(s) 2020

**Rights:** CC BY 4.0

**Rights url:** <http://creativecommons.org/licenses/by/4.0/>

**Please cite the original version:**

Nhacila, F., Siteo, E., Uetimane, E. et al. Effects of thermal modification on physical and mechanical properties of Mozambican *Brachystegia spiciformis* and *Julbernardia globiflora* wood. Eur. J. Wood Prod. (2020). <https://doi.org/10.1007/s00107-020-01576-z>.

All material supplied via *Jukuri* is protected by copyright and other intellectual property rights. Duplication or sale, in electronic or print form, of any part of the repository collections is prohibited. Making electronic or print copies of the material is permitted only for your own personal use or for educational purposes. For other purposes, this article may be used in accordance with the publisher's terms. There may be differences between this version and the publisher's version. You are advised to cite the publisher's version.

*Effects of thermal modification on physical and mechanical properties of Mozambican Brachystegia spiciformis and Julbernardia globiflora wood*

**Feliz Nhacila, Eunice Siteo, Ernesto Uetimane, Alberto Manhica, Andrade Egas & Veikko Möttönen**

**European Journal of Wood and Wood Products**

Holz als Roh- und Werkstoff

ISSN 0018-3768

Eur. J. Wood Prod.

DOI 10.1007/s00107-020-01576-z



**Your article is published under the Creative Commons Attribution license which allows users to read, copy, distribute and make derivative works, as long as the author of the original work is cited. You may self-archive this article on your own website, an institutional repository or funder's repository and make it publicly available immediately.**



# Effects of thermal modification on physical and mechanical properties of Mozambican *Brachystegia spiciformis* and *Julbernardia globiflora* wood

Feliz Nhacila<sup>1</sup> · Eunice Siteo<sup>1</sup> · Ernesto Uetimane<sup>1</sup> · Alberto Manhica<sup>2</sup> · Andrade Egas<sup>1</sup> · Veikko Möttönen<sup>3</sup> 

Received: 13 September 2019  
© The Author(s) 2020

## Abstract

Mozambique's large pool of tropical hardwoods is hampered by the prevalence of low-grade tree species along with a lack of cost-effective processing technologies to improve timber properties. *Brachystegia spiciformis* and *Julbernardia globiflora* are the most abundant tree species in terms of volume in the country, but with limited use due to their low timber quality. In this study, thermal modification at three different temperatures (215 °C; 230 °C; 245 °C) was applied for 2 h to the timber of both species, followed by measurement of a set of physical and mechanical wood properties. The results show that the originally light-coloured sapwood of both tree species darkened gradually as the intensity of thermal modification increased. Additionally, from untreated samples to the highest thermal treatment level, timber of *B. spiciformis* incurred a maximum mass loss of 27%, while oven-dry density was reduced from 0.65 to 0.56 g/cm<sup>3</sup> and equilibrium moisture content (EMC) changed from 7 to 3%. Timber of *J. globiflora* had a mass loss of 23% after the highest treatment level, an oven-dry density reduction of 0.81 to 0.74 g/cm<sup>3</sup> and an EMC decrease from 8 to 3%. The changes in mechanical properties from reference samples to the highest thermal treatment level were also significant. For *B. spiciformis*, MOE decreased by 10.2%, MOR by 50.8%, compression strength parallel to the grain by 29.2% and Brinell hardness by 23.5%. Timber of *J. globiflora* followed the same trend with an MOE decrease by 6.9%, an MOR decrease by 53.2% and a decrease in compression strength parallel to the grain by 21.9%. All tested wood properties showed significant responses to thermal modification after the most intensive treatment level had been applied. Despite the degradation of mechanical properties in both species, an optimal combination of temperature and treatment time could be achieved. The recorded changes of the tested wood properties in both species could increase the range of applications; the new colour resembled that of highly sought-after tropical hardwoods.

## 1 Introduction

The wood consumption associated with the rapidly growing human population is outpacing the capacity of natural forests to meet the demand. This is particularly the case in the tropics, where, in spite of a high diversity of wood species, only few are selectively harvested, albeit at unprecedented alarming rates (Uetimane et al. 2018). Numerous tropical

hardwood species are overlooked due to poor knowledge of their timber properties, including the local lack of cost-effective technologies to process the timber into competitive end products. This is particularly true for the group of light-coloured and perishable timbers where toxic chemicals must be impregnated to ensure their prolonged service life.

Environmental concerns on toxic chemicals impregnated in wood to enhance its properties have triggered research on alternative and environmentally friendly wood-processing methods such as thermal modification. This approach consists of exposing pre-kiln dried wood to high temperatures (180–250 °C) for relatively short periods, resulting in changes in its natural structure. Typically, during thermal modification, permanent changes in wood colour, physico-mechanical properties, and chemical composition occur. In general, after thermal treatment, light-coloured wood species tend to acquire darker tones resembling some naturally dark-coloured endangered and precious tropical hardwoods.

✉ Veikko Möttönen  
veikko.mottonen@luke.fi

<sup>1</sup> Faculty of Agronomy and Forest Engineering, 257 Maputo, Mozambique

<sup>2</sup> Agrarian National Research Institute, Ministry of Agriculture, 3658 Maputo, Mozambique

<sup>3</sup> Natural Resources Institute Finland, Production systems, 80100 Joensuu, Finland

According to Esteves and Pereira (2009), these changes are explained by the increase in phenolic groups and lignin stabilisation during thermal modification. Another typically acquired feature is improved resistance to biodegradation, somewhat associated with acquired hydrophobicity compared to untreated solid wood (Hill 2006; Dubey 2010; Srinivas and Pandey 2012; Militz and Altgen 2014).

The degree of change in wood properties depends on the wood species and the process conditions applied. In general, temperature level along with the duration of the treatment, wood moisture content and oxygen level are the most critical process factors (Bekhta and Niemz 2003; Esteves and Pereira 2009; Gunduz et al. 2009). Typically, there is only a small change in the modulus of elasticity (MOE), but a major decrease in the modulus of rupture (MOR) regardless of the process or species. Several studies have shown that the MOR and the MOE of wood change when it is thermally modified, depending on the temperature and the duration; i.e., the higher the temperature during the treatment, the higher the loss in strength (Militz 2002; International ThermoWood Association 2003; Dagbro 2016).

One of the most important reasons for thermal modification is to obtain a more dimensionally stable material by reducing the equilibrium moisture content (EMC). The reduction in EMC is about 0–50%, depending on how the treatment is performed (International ThermoWood Association 2003; Militz 2008). Even relatively low thermal treatments result in lower EMC values, with the effect being greater with increasing temperatures (Popper et al. 2005). Esteves et al. (2007) reported a decrease in EMC and dimensional stability due to carbohydrate degradation of pine (*Pinus pinaster*) and eucalyptus (*Eucalyptus globulus*) wood, which occurred at low treatment intensities. Unlike untreated solid wood, in general, thermally modified wood does not feature drying stress. This is a clear advantage seen when, for example, splitting the material and manufacturing carpentry products. In addition, wood swelling and shrinkage are low (Sandberg and Kutnar 2016).

Mass loss of wood is one of the most important features in thermal modification and commonly referred to as an indication of quality (Sandberg and Kutnar 2016). Thermal modification at lower temperatures results in low mass loss, mainly associated with loss of volatiles and bound water. Loss of macromolecular components can occur at temperatures above 100 °C and is of greater significance as time and temperature are increased (Millett and Gerhards 1972).

In Mozambique, thermal wood modification could be a suitable technology for processing non-durable lesser known and lesser used species such as *Brachystegia spiciformis* (msasa) and *Julbernadia globiflora* (red msasa). If successfully applied, this technology could potentially open new market opportunities as well as preserve overexploited wood species (Sosef et al. 1998; Peres 2010).

Despite enjoying a large share of the Mozambique forests' growing stocks (Marzoli 2007), both *B. spiciformis* and *J. globiflora* timbers are interchangeably mainly used for railway sleepers after pressure impregnation in creosote treatment plants. This decay-resistive but toxic processing option restricts a wider range of uses. Therefore, in this study, the responses of wood properties induced by different thermal treatment intensities of both *B. spiciformis* and *J. globiflora* was assessed. It is expected that an environmentally friendly processing technology such as thermal modification will ensure improved properties of a group of lesser-used species, which could enable their use for both indoor and outdoor applications and relieve pressure on the most sought-after timbers across the country.

## 2 Materials and methods

### 2.1 Material and sample origin

Samples of *Brachystegia spiciformis* and *Julbernadia globiflora* were obtained from 10 mature undated dominant trees (five of each species) growing in humid miombo natural forests of Cheringoma District, Sofala Province, Mozambique (S 18°45'21.9" E 034°55'27.1"). Tree species were confirmed at the Eduardo Mondlane University xylarium through vouchered reference specimens. A batch containing 121 pre-dried boards of *B. spiciformis* and 64 boards of *J. globiflora* was transported to Luxhammar Ltd. (Mikkeli, Finland), where the thermal modification treatments were carried out. For the experiment, pre-kiln dried sapwood boards—nominal size (600 × 50 × 25 mm; long × radial × tang) of both species (average moisture content 12%)—were exposed to three thermal treatment levels and distributed in the sub-sets as shown in Table 1. All boards were shortened to the length of 500 mm to fit a laboratory-size (0.5 m<sup>3</sup>) thermal modification chamber.

### 2.2 Thermal modification of wood materials

The wood samples of both species were heat-treated using the Luxhammar thermal modification process developed by

**Table 1** Number of wood samples for each tested thermal modification

Treatment	Temperature, °C	Time, h	<i>Brachystegia spiciformis</i>	<i>Julbernadia globiflora</i>
Untreated	–	–	9	7
T1	215	2	43	27
T2	230	2	40	29
T3	245	2	29	–

Luxhammar Corporation (Luxhammar 2019). This process consists of five different stages: Initial heating (temperature raised to 100 °C), preconditioning and drying, the actual thermal modification with high temperatures up to 250 °C, conditioning (restoration of moisture) and cooling. The heat treatment processes were carried out in an airtight stainless-steel kiln chamber using three temperature range intensities, 215 °C (T1), 230 °C (T2) and 245 °C (T3), for 2 h at a saturated steam environment, one treatment at each temperature. Due to the shortage of wood material of *J. globiflora*, it was not subjected to treatment T3. However, T3 was used for *B. spiciformis* to enable further studies on the effects of different thermal wood modification processes on resistance to decay and termites.

### 2.3 Measurement of wood properties

For all subsets of specimens, the wood properties listed in Table 2 were tested before and after each thermal treatment level, using untreated samples as reference control. Statistical differences between untreated samples and each treatment level within each wood species were calculated using Tukey's multiple range test at  $p < 0.005$ . The mechanical tests were performed using the universal material testing machine Zwick Z050 (Germany) according to specific standards listed in Table 2.

Mass loss (ML) of all specimens was calculated by weighing before and after each thermal treatment level and expressed in %. Specimens from each treatment were oven-dried to absolute dry weight and compared to monitor changes in the oven-dry density. Likewise, after each treatment, the specimens were left in standard room climate (20 °C, 65% relative humidity) until equilibrium moisture content (EMC) was achieved. The reflectance spectra of each sample were measured over three 8-mm diameter regions using a Konica Minolta CM-2600d portable spectrophotometer. Spectral data between 360 and 740 nm visible wavelength range were converted to CIEL\*a\*b\* colour coordinates using 2° standard observer and D65 light source. Lastly, the colour difference ( $\Delta E^*_{ab}$ ) between the modified and unmodified specimens was calculated using the CIE76 standard (Commission International de l'Eclairage, CIE), which corresponds to the distance between two points in

the three-dimensional colour coordinate system and is calculated by the following equation:

$$\Delta E^*_{ab} = ((\Delta L^*)^2 + (\Delta a^*)^2 + (\Delta b^*)^2)^{1/2} \quad (1)$$

where  $\Delta L^*$ ,  $\Delta a^*$  and  $\Delta b^*$  reflect the changes in lightness ( $L^*$ ) and the chromatic parameters redness ( $a^*$ ) and yellowness ( $b^*$ ) between the measurements on the treated samples. In each specimen, colour was measured on the same marked spot after polishing to avoid reflectance of eventual moisture or resin stains.

Brinell hardness ( $HB$ , MPa) of wood was measured from the tangential surface with a size of 25 × 50 × 50 mm and calculated according to EN 1534 (2010) as follows:

$$HB = 2F / (\pi^* D^* (D - (D^2 - d^2)^{1/2})), \quad (2)$$

where  $F$  is the nominal force (N),  $D$  is the diameter of the steel ball (mm) and  $d$  is the diameter of the residual indentation (mm). As a difference from EN 1534 (2010), the estimated value for the diameter of the residual indentation ( $d$ , mm) was calculated from the depth of the residual indentation ( $h$ , mm) measured by the material testing machine as follows:

$$d = 2 \times (10h - h^2)^{1/2} \quad (3)$$

The tests for modulus of elasticity, MOE ( $E_w$ , MPa) and modulus of rupture, MOR ( $\sigma_{b,w}$ , MPa) were carried out according to standards ISO 13061-4 (2014) and ISO 13061-3 (2014), respectively, using 20 × 20 × 340 mm clear wood specimens as follows:

$$E_w = Pl^3 / 4bh^3f, \quad (4)$$

where  $P$  is the load equal to the difference between the upper and lower limits of loading (N),  $l$  is the span (mm),  $b$  is the width of the test specimen (mm),  $h$  is the height of the test specimen (mm),  $f$  is the deflection at the upper and lower limits of loading (mm), and:

$$\sigma_{b,w} = 3P_{max}l / 2bh^2, \quad (5)$$

where  $P_{max}$  is the maximum load (N),  $l$  is the span (mm),  $b$  is the width of the test specimen (mm) and  $h$  is the height of the test specimen (mm). The specimens were prepared so

**Table 2** Tested wood properties and specific standards

Tested wood properties	Standard
Equilibrium moisture content, mass loss and oven-dry density	ISO 13061-1:2014 & ISO 13061-2:2014
Colour/spectral reflectance	ISO/CIE 11664-6:2014
Bending strength: MOE & MOR*	ISO 13061-3:2014 & ISO 13061-4:2014
Brinell hardness	EN 1534:2010
Compression strength	ISO 13061-17:2017

MOE Modulus of elasticity, MOR modulus of rupture, ISO International Standards Organization

that one of the faces was as parallel as possible to the direction of the growth ring. The load was applied to the radial surface at the mid-span of the specimens.

The maximum compression strength ( $\partial_{c,0,W}$ , MPa) parallel to the grain was determined using clear wood specimens with a size of  $20 \times 20 \times 60$  mm. The values obtained were used to calculate the compressive strength using the equation below, according to ISO 13061-17 (2017):

$$\partial_{c,0,W} = P_{\max}/ab, \quad (6)$$

where  $P_{\max}$  is the load in (N), and  $a$  and  $b$  are the cross-sectional dimensions of the specimen (mm).

The figures describing the tested mechanical properties of MOE and MOR (before and after thermal treatments) were adjusted to 12% moisture content to address moisture variation amongst the subset of specimens modified in different thermal intensities; the following equations were used, which are valid for moisture contents of  $12 \pm 5\%$ :

$$E_{12} = E_w/(1 - \alpha \times (W - 12)) \quad (7)$$

$$\sigma_{b,12} = \sigma_{b,w}[1 + \alpha(W - 12)] \quad (8)$$

where  $\alpha$  is the correction factor for the moisture content, equal to 0.04, and  $W$  is the moisture content of wood.

## 3 Results and discussion

### 3.1 Colour change

Thermally modified wood is widely known for its permanent structural changes (e.g., Esteves and Pereira 2009). Colour change in different shades of darkness is probably the most striking and recognised feature of thermally modified wood. Predictably, in this study, all thermal treatment levels produced visible changes in colour as shown by the overall colour change parameter ( $\Delta E^*_{ab}$ ) and the lightness ( $L^*$ ) (Table 3); an  $\Delta E^*_{ab}$  larger than 2 is visually perceived

by the naked human eye (Witzel et al. 1973; Hon and Mine-mura 2001).

Additionally, remarkable uniformity in colour was achieved within each wood sample at all treatment levels for the two species (Fig. 1). The acquired colours could potentially add value to both wood species due to similarities to expensive, rare, endangered precious tropical hardwoods (De Moura et al. 2014). More specifically, the most pronounced colour change was observed with lightness coordinate  $L^*$ . This parameter ( $L^*$ ) gradually decreased with increasing temperatures; *B. spiciformis* wood was the brightest, while the wood of *J. globiflora* was comparatively darker (Fig. 2). The thermally modified samples of all two wood

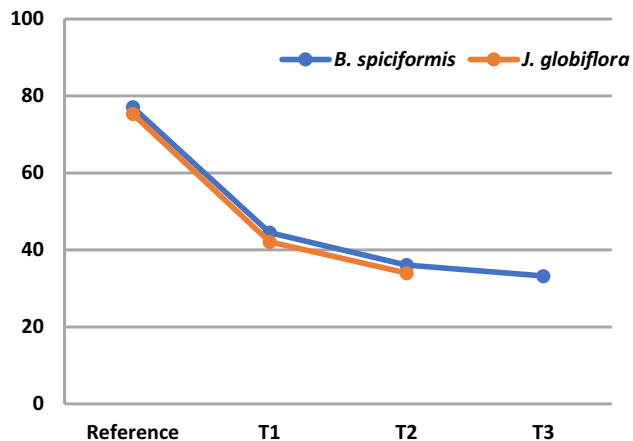


**Fig. 1** Bending test specimens of *B. spiciformis* (above) and *J. globiflora* (below) showing the gradual change of colour, from left: untreated, T1, T2, and T3

**Table 3** Colour changes by treatment level and wood species

Wood species	Treatment	Colour coordinate			Overall colour change $\Delta E^*_{ab}$
		$L^*$	$a^*$	$b^*$	
<i>B. spiciformis</i>	Untreated	77.09 (3.73)	6.20 (1.90)	23.32 (2.11)	–
	T1	44.54 (2.11)	8.98 (0.55)	19.75 (1.58)	33.33 (5.43)
	T2	36.11 (1.49)	7.26 (0.56)	13.19 (1.58)	42.37 (4.17)
	T3	33.26 (1.37)	6.22 (0.58)	10.90 (1.26)	45.19 (7.00)
<i>J. globiflora</i>	Untreated	75.35 (6.88)	6.59 (2.34)	23.41 (1.97)	–
	T1	42.12 (2.19)	10.40 (0.81)	18.13 (1.76)	34.49 (3.72)
	T2	34.00 (0.87)	7.44 (0.56)	11.28 (1.09)	42.87 (5.50)

Standard deviations in parentheses

Lightness,  $L^*$ 

**Fig. 2** Change of lightness ( $L^*$ ) between reference (untreated) and thermally modified samples T1–T3

species achieved significant darkness in comparison with the untreated wood samples. For both wood species, these values decreased by more than half after thermal treatment T1.

Values of coordinate  $a^*$  increased initially, in treatment T1 (Table 3), and later decreased with longer exposure (in treatments T2 and T3). This colour change trend was also previously reported by González-Pena and Hale (2009) and Gurleyen et al. (2018). The decrease in values of  $b^*$  coordinate means that thermally modified wood had a less saturated colour compared to untreated wood. All these changes in colour could potentially add value to both wood species (De Moura et al. 2014). Colour is a highly important attribute for the final consumer choice. As the decorative look often prevails, colour is a determining factor for the selection of a specific wood (Esteves and Pereira 2009).

### 3.2 Mass loss, oven-dry density and equilibrium moisture content

Mass loss (ML) increased and the equilibrium moisture content (EMC) and oven-dry density decreased as the thermal treatment level was increased (Table 4). The ML of the thermally modified wood is also triggered by the degradation of wood polymers (cellulose, hemicelluloses and lignin), mainly the hemicelluloses, in this range of temperature, which are the most thermally sensitive wood components (Poncsak et al. 2006; Mohebbi and Sanaei 2005; Kocaefe et al. 2007). One of the key structural changes in thermally modified wood is improved hydrophobicity and lower oven-dry density due to progressive evaporation of extractives and thermal degradation of the main chemical components of wood (Pockrandt et al. 2018). According to Tuong and Li (2010), an ML between 8.5 and 12% is sufficient to obtain the maximum reduction in swelling with acacia wood. This

**Table 4** Mass loss, EMC and oven-dry density changes after thermal modifications

Wood species	Thermal treatment levels	ML (%)	EMC (%)	Oven-dry density (g/cm <sup>3</sup> )
<i>B. spiciformis</i>	Reference	–	7 (0.01) a	0.65 (0.03) a
	T1	15 (0.01)	4 (0.00) b	0.61 (0.07) a
	T2	24 (0.05)	3 (0.00) b	0.58 (0.04) b
	T3	27 (0.01)	3 (0.01) b	0.55 (0.03) b
<i>J. globiflora</i>	Reference	–	8 (0.02) a	0.81 (0.10) a
	T1	21 (0.02)	5 (0.02) b	0.74 (0.07) a
	T2	24 (0.01)	3 (0.00) c	0.74 (0.04) b

Standard deviation in parentheses; ML mass loss, EMC equilibrium moisture content; Same letters in each group indicate that there is no statistical difference between the samples for each species, according to Tukey's multiple range test at  $p < 0.005$

means that the maximum reduction in swelling could already be achieved with T1 treatment of *J. globiflora* and *B. spiciformis* wood.

The reduced EMC of thermally modified wood can be explained by several factors, including the degradation of the amorphous regions of cellulose, triggering cross-linking reactions that potentially hinder moisture intake (Jermer et al. 2003; Mitani and Barboutis 2014; Adeyemi et al. 2017). Hydrophobicity and reduced density are improved wood features with potential for new applications where decay resistance and dimensional stability are critical.

### 3.3 Bending strength and stiffness

Thermal modification induces permanent changes in the wood structure. The wood responses of *B. spiciformis* and *J. globiflora* to thermal modification are shown below (Fig. 3). There was a clear trend of decline in bending strength (MOE) and stiffness (MOR) for both species with increasing treatment intensity; similar trends have been reported elsewhere for hardwoods (Korkut et al. 2008; Korkut 2012).

The MOR of both wood species decreased by over 50% of the reference value, while the MOE dropped by 10% in *B. spiciformis* and beyond 6% in *J. globiflora* with the highest treatment intensity. According to Tukey's multiple range test (at  $p < 0.05$ ), all induced changes are significantly different from the reference untreated samples since thermally modified samples turned brittle. As a result of thermal modification, the modulus of elasticity and the compression strength parallel to the grain of the wood usually decrease less than the bending strength or may even increase even if the brittleness increases (e.g., Boonstra et al. 2007; Heräjärvi 2009; Lekounougou et al. 2011). Both static and dynamic bending



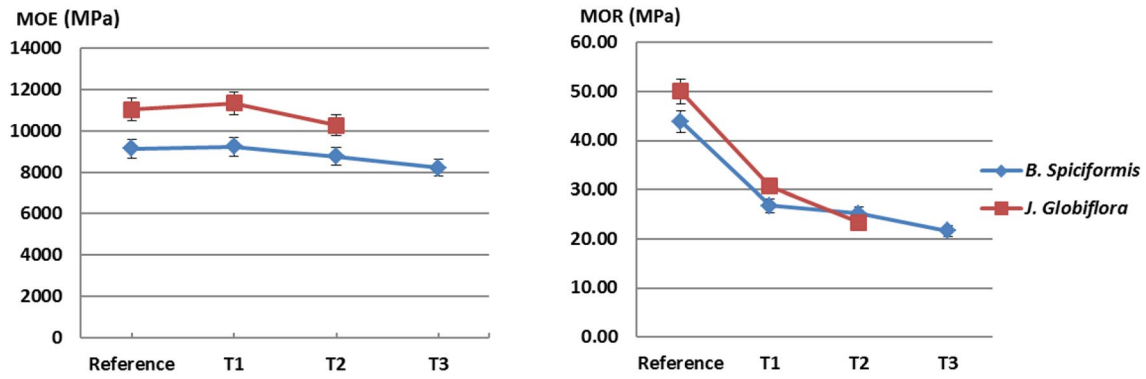


Fig. 3 Bending stiffness and strength changes in timbers of *B. spiciformis* and *J. globiflora* after different thermal treatment levels

strength can be reduced by up to 50% (Esteves and Pereira 2009; Sandberg and Kutnar 2016).

Due to deterioration in mechanical properties, the use of thermally modified wood as load-bearing structural material should be restricted (Jämsä and Viitaniemi 2001; Widmann et al. 2012). However, a balance is needed to establish optimal treatment to allow a wide range of applications for the end-product. For example, treatment T2 seems suitable as no considerable gain was obtained by the intense treatment T3 when applied to *B. spiciformis* timber.

### 3.4 Brinell hardness and compression strength parallel to grain

As in static bending (MOE and MOR), both compression strength and Brinell hardness suffered statistically significant declines as the thermal treatment intensity was increased (Fig. 4). All treatment levels caused decreases in Brinell hardness for *B. spiciformis*. Exceptionally, a slight increase was recorded for the *J. globiflora* sample subjected to T1, but a decrease for the same sample subjected to T2. Brinell hardness is an important quality parameter for parquet and

flooring materials as it measures the resistance against indentation. The resulting values of Brinell hardness after T1 treatment for *B. spiciformis* (26.0 MPa) and T2 treatment for *J. globiflora* (32.4 MPa) are within the range of most wood floorings. However, the Brinell hardness of *B. spiciformis* samples subjected to T3 (20.2 MPa) was not comparable to that of untreated birch (23.4 MPa) or oak (30.5 MPa) wood (Heräjärvi 2004; Swaczyna et al. 2011), which typically are used as flooring materials in Europe. In thermal modification, the brittleness of the wood also increases, i.e. the ability of elastic deformation decreases (e.g., Lekounougou et al. 2011; Widmann et al. 2012), which, however, does not necessarily mean a decrease in stiffness or strength. This is observed, for example, in the Brinell hardness test of the surface, where the measurement trace caused to heat-treated wood does not recover over time like the trace made on untreated wood (Heräjärvi et al. 2006).

For both species, thermal treatment led to a 20% decrease in compression strength parallel to the grain. Similar results were claimed by Korkut (2012), who studied wood responses of three thermally treated tropical hardwood species. As mentioned earlier, mild thermal intensity treatment should be

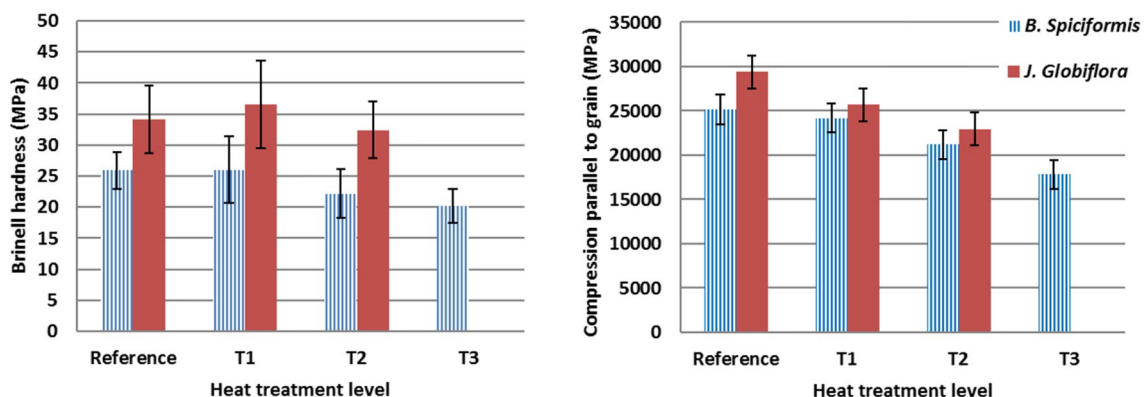


Fig. 4 Changes in Brinell hardness and compression strength of *B. spiciformis* and *J. globiflora* after thermal modification

deployed if the decrease in strength properties is to be kept within critical limits.

## 4 Conclusion

The responses of wood properties to thermal treatment were tested for two low-value and abundant, but relatively lesser known/used native hardwoods from Mozambique. Based on the measured parameters, it can be concluded that nearly all measured wood properties experienced statistically significant changes after all treatment levels. More specifically, from control reference samples to the highest treatment level, the results show that *B. spiciformis* timber experienced a maximum mass loss of 27%, while the oven-dry density was reduced from 0.65 to 0.56 g/cm<sup>3</sup> and the EMC dropped from 7 to 3%. With regard to *J. globiflora*, the ML induced by the highest treatment level was 23%, oven-dry density decreased from 0.81 to 0.74 g/cm<sup>3</sup> and the EMC was reduced from 8 to 3%. Changes in mechanical properties were also significant from reference samples to the highest treatment. For *B. spiciformis*, MOE reduced from 9150 to 8212 MPa (10.2%), MOR from 43.88 to 21.60 MPa (50.8%), compression strength parallel to the grain decreased from 25129 to 17794 MPa (29.2%) and Brinell hardness from 2.64 to 2.02 MPa (23.5%). The samples from *J. globiflora* followed the same trend, with MOE reducing from 11037 to 10277 MPa (6.9%), MOR from 50.02 to 23.39 MPa (53.2%) and compression strength parallel to the grain from 29365 to 22935 MPa (21.9%).

It is, therefore concluded that thermally modified wood of both species could potentially be used for flooring due to the new darker colour and the low EMC associated with hydrophobicity. Overall, the current results suggest that thermal modification is potentially an effective method for processing low-value, but abundant wood species to relieve the current pool of overexploited tropical hardwoods.

**Acknowledgements** Open access funding provided by Natural Resources Institute Finland (LUKE). The study was carried out in the framework of a project (FORECAS II project) financed by the Ministry for Foreign Affairs of Finland, to which financial support is gratefully acknowledged. The authors also gratefully acknowledge LevasFlor Ltd. (Beira, Mozambique) for providing the sawn wood material for the tests and Luxhammar Ltd. (Mikkeli, Finland) for carrying out the thermal modification treatments.

## Compliance with ethical standards

**Conflict of interest** On behalf of all authors, the corresponding author states that there is no conflict of interest.

**Open Access** This article is licensed under a Creative Commons Attribution 4.0 International License, which permits use, sharing, adaptation, distribution and reproduction in any medium or format, as long as you give appropriate credit to the original author(s) and the source, provide a link to the Creative Commons licence, and indicate if changes were made. The images or other third party material in this article are

included in the article's Creative Commons licence, unless indicated otherwise in a credit line to the material. If material is not included in the article's Creative Commons licence and your intended use is not permitted by statutory regulation or exceeds the permitted use, you will need to obtain permission directly from the copyright holder. To view a copy of this licence, visit <http://creativecommons.org/licenses/by/4.0/>.

## References

- Adeyemi IE, Babatola O, Mayowa OJ, Adeola FJ (2017) Impact of heat treatment on physico-mechanical properties of thermally modified *Anthocleista djalonensis* wood. *JMSA* 3(2):28–34
- Bekhta P, Niemz P (2003) Effect of high temperature on the change in color, dimensional stability and mechanical properties of spruce wood. *Holzforschung* 57(5):539–546
- Boonstra MJ, Van Acker J, Kegel E (2007) Effect of a two-stage heat treatment process on the mechanical properties of full construction timber. *Wood Mater Sci Eng* 3–4:138–146
- Dagbro O (2016) Studies on industrial-scale thermal modification of wood. doctoral thesis. Department of Engineering Sciences and Mathematics, Luleå University of Technology. Retrieved from <https://www.diva-portal.org/smash/get/diva2:999791/FULLTEXT01.pdf>
- De Moura LF, Dos Santos DVB, Brito JO (2014) Effect of heat treatment on color, weight loss, specific gravity and equilibrium moisture content of two low market valued tropical woods. *Wood Res-Slovakia* 59(2):253–264
- Dubey MK (2010) Improvements in stability, durability and mechanical properties of radiata pine wood after heat-treatment in a vegetable oil. PhD Thesis. University of Canterbury, New Zealand. 211 pp
- EN 1534 (2010) Wood flooring. Determination of resistance to indentation. Test method, Brussels
- Esteves BM, Pereira HM (2009) Wood modification by heat treatment: a review. *Bioresources* 4(1):370–404
- Esteves B, Marques AV, Domingos I, Pereira H (2007) Influence of steam heating on the properties of pine (*Pinus pinaster*) and eucalypt (*Eucalyptus globulus*) wood. *Wood Sci Technol* 41(3):193–207
- González-Pena MM, Hale MDC (2009) Colour in thermally modified wood of beech, Norway spruce and Scots pine. Part 1: Colour evolution and colour changes. *Holzforschung* 63:385–393
- Gunduz G, Aydemir D, Karakas G (2009) The effects of thermal treatment on the mechanical properties of wild Pear (*Pyrus elaeagnifolia* Pall.) wood and changes in physical properties. *Mater Design* 30(10):4391–4395
- Gurleyen L, Esteves B, Ayata U, Gurleyen T, Cinar H (2018) The effects of heat treatment on colour and glossiness of some commercial woods in Turkey. *Drewno* 61(201):81–90
- Heräjärvi H (2004) Variation of basic density and Brinell hardness within mature Finnish *Betula pendula* and *B. pubescens* stems. *Wood Fiber Sci* 36:216–227
- Heräjärvi H (2009) Effect of drying technology on aspen wood properties. *Silva Fenn* 43(3):433–445
- Heräjärvi H, Junkkonen R, Koivunen H, Metros J, Piira T, Verkasalo E (2006) Metsä- ja hybridihaapa sahatavaran ja jatkojalosteiden raaka-aineena. (European aspen and hybrid aspen as raw materials for sawing and further processing). *Metlan työraportteja / Working Papers of the Finnish Forest Research Institute Metlan työraportteja* 31:102
- Hill CAS (2006) Wood modification: thermal and other process. John Wiley & Sons, New York, p 249
- Hon DNS, Minemura N (2001) Color and discoloration. In: Hon DNS, Shiraishi N (eds) *Wood and cellulosic chemistry*. Marcel Dekker, New York, pp 385–442

- International Thermowood Association (2003) ThermoWood® Handbook. Retrieved from <http://www.vanhoorebeke.com/docs/Thermowoodhandboek.pdf>
- ISO 13061-1 (2014) Physical and mechanical properties of wood—Test methods for small clear wood specimens—Part 1: Determination of moisture content for physical and mechanical tests. International Standards Organisation, Geneva
- ISO 13061-2 (2014) Wood-Determination of density for physical and mechanical tests. International Standards Organisation, Geneva
- ISO 13061-3 (2014) Physical and mechanical properties of wood—Test methods for small clear wood specimens—Part 3: Determination of ultimate strength in static bending. International Standards Organisation, Geneva
- ISO 13061-4 (2014) Physical and mechanical properties of wood—Test methods for small clear wood specimens—Part 4: Determination of modulus of elasticity in static bending. International Standards Organisation, Geneva
- ISO 13061-17 (2017) Physical and mechanical properties of wood—Test methods for small clear wood specimens—Part 17: Determination of ultimate stress in compression parallel to grain. International Standards Organisation, Geneva
- ISO/CIE 11664-6 (2014) Colorimetry - Part 6: CIEDE2000 Colour difference formula. International Standards Organisation, Geneva
- Jämsä S, Viitaniemi P (2001) Heat treatment of wood- Better durability without chemicals. In: Proceedings of special seminar held in Antibes, France, 68 p
- Jermer J, Bengtsson C, Brem F, Clang A, Ek-Olausson B, Edlund M (2003) Heat-treated wood—durability and technical properties Swedish Wood Association project 2001-025
- Kokaefe D, Chaudhry B, Poncsak S, Bouazara M, Pichette A (2007) Thermogravimetric study of high temperature treatment of aspen: effect of treatment parameters on weight loss and mechanical properties. *J Mater Sci* 42(3):355–361
- Korkut S (2012) Performance of three thermally treated tropical wood species commonly used in Turkey. *Ind Crop Prod* 36(1):355–362
- Korkut S, Akgül M, Dündar T (2008) The effects of heat treatment on some technological properties of Scots pine (*Pinus sylvestris* L.) wood. *Bioresource Technol* 99(6):1861–1868
- Lekounougou S, Kokaefe D, Oumarou N, Kokaefe Y, Poncsak S (2011) Effect of thermal modification on mechanical properties of Canadian white birch (*Betula papyrifera*). *Int Wood Prod J* 2(2):101–107
- Luxhammar (2019) Luxhammar thermal modification technology. Available at: <http://www.luxhammar.com/index.php>
- Marzollini A (2007) Inventário Florestal Nacional: Avaliação integrada das florestas de Moçambique. (National Forest Inventory: Integrated assessment of forests of Mozambique). Direcção Nacional de Terra e Florestas, Ministério da Agricultura. Maputo. 92 pp
- Militz H (2002) Heat treatment technologies in Europe: Scientific background and technological state-of-art. Conference on “Enhancing the Durability of Lumber and Engineered Wood Products,” (November 2000), 1–19
- Militz H (2008) Processes and properties of thermally modified wood manufactured in Europe. In: Schultz TP, Militz H, Freeman MH, Goodell B, Nicholas DD (eds) Development of Commercial Wood Preservatives. ACS Symposium Series, Vol. 982, Chap. 22, pp 372–388
- Militz H, Altgen M (2014) Processes and Properties of Thermally Modified Wood Manufactured in Europe. In: Schultz TP, Goodell P, Nicholas DD (eds) Deterioration and Protection of Sustainable Biomaterials. ACS Symposium Series, Vol. 1158, Chap. 16, pp 269–285
- Millett MA, Gerhards CC (1972) Accelerated aging: residual weight and flexural properties of wood heated in air at 115° to 175 °C. *Wood Sci* 4(4):193–201
- Mitani A, Barboutis I (2014) Changes caused by heat treatment in color and dimensional stability of beech (*Fagus sylvatica* L.) *Wood.Drvna Ind* 65(3):225–232
- Mohebbi B, Sanaei I (2005) Influences of the hydro-thermal treatment on physical properties of beech wood (*Fagus orientalis*). In: Annual Meeting Bangalore (36), Proceedings. Tarbiat Modarress University, New Delhi
- Peres CA (2010) Overharvesting. In: Sodhi NS, Ehrlich PR (eds) Conservation biology for all. Oxford Biology, Oxford, pp 107–130
- Pockrandt M, Jebrane M, Cuccui I, Allegretti O, Uetimane E Jr, Terziev N (2018) Industrial ThermoWood® and Termovuoto thermal modification of two hardwoods from Mozambique. *Holzforchung* 72(8):701–709
- Poncsak S, Kokaefe D, Bouazara M, Pichette A (2006) Effect of high temperature treatment on the mechanical properties of birch (*Betula papyrifera*). *Wood Sci Technol* 40(8):647–663
- Popper R, Niempz P, Eberle G (2005) Untersuchungen zum Sorptions- und Quellungsverhalten von thermisch behandeltem Holz. (Investigations on the sorption and swelling properties of thermally treated wood). *Holz Roh Werkst* 63:135–148
- Sandberg D, Kutnar A (2016) Thermally modified timber: recent developments in Europe and North America. *Wood Fiber Sci* 48:28–39
- Sosef MSM, Hong LT, Prawirohatmodjo S (1998) Plant Resources of South-East Asia No 5(3) Timber Trees: Lesser- Known timbers. Backhuys Publishers. 859 pp
- Srinivas K, Pandey KK (2012) Effect of heat treatment on color changes, dimensional stability, and mechanical properties of wood. *J Wood Chem Tech* 32:304–316
- Swaczyna I, Kędzierski A, Tomusiak A, Cichy A, Róžańska A (2011) Hardness and wear resistance tests of the wood species most frequently used in flooring panels. *Ann WULS-SGGW Forestry and Wood Technology* 76:82–87
- Tuong VM, Li J (2010) Effect of heat treatment on the change in color. *Bioresources* 5(2):1257–1267
- Uetimane E Jr, Jebrane M, Terziev N, Daniel G (2018) Comparative wood anatomy and chemical composition of *Millettia mossambicensis* and *Millettia stuhlmannii* from Mozambique. *Bioresources* 13(2):3335–3345
- Widmann R, Fernandez-Cabo JL, Steiger R (2012) Mechanical properties of thermally modified beech timber for structural purposes. *Eur J Wood Prod* 76(6):775–784
- Witzel RF, Burnham RW, Onley JW (1973) Threshold and supra threshold perceptual color differences. *J Opt Soc Am* 63(5):615–625

**Publisher's Note** Springer Nature remains neutral with regard to jurisdictional claims in published maps and institutional affiliations.