

THE
UNIVERSITY
OF RHODE ISLAND

University of Rhode Island
DigitalCommons@URI

Natural Resources Science Faculty Publications

Natural Resources Science

7-14-2020

Drivers of future alien species impacts: An expert-based assessment

Franz Essl

Bernd Lenzner

Sven Bacher

Sarah Bailey

Cesar Capinha

See next page for additional authors

Follow this and additional works at: https://digitalcommons.uri.edu/nrs_facpubs

Authors

Franz Essl, Bernd Lenzner, Sven Bacher, Sarah Bailey, Cesar Capinha, Curtis Daehler, Stefan Dullinger, Piero Genovesi, Cang Hui, Philip E. Hulme, Jonathan M. Jeschke, Stelios Katsanevakis, Ingolf Kuhn, Brian Leung, Andrew Liebhold, Chunlong Liu, Hugh J. MacIsaac, Laura A. Meyerson, and et al



Drivers of future alien species impacts: An expert-based assessment

Franz Essl^{1,2} | Bernd Lenzner¹ | Sven Bacher³ | Sarah Bailey⁴ | Cesar Capinha⁵ | Curtis Daehler⁶ | Stefan Dullinger¹ | Piero Genovesi^{2,7,8} | Cang Hui^{9,10,11} | Philip E. Hulme¹² | Jonathan M. Jeschke^{13,14,15} | Stelios Katsanevakis¹⁶ | Ingolf Kühn^{17,18,19} | Brian Leung^{20,21} | Andrew Liebhold^{22,23} | Chunlong Liu^{13,14,24} | Hugh J. MacIsaac²⁵ | Laura A. Meyerson²⁶ | Martin A. Nuñez²⁷ | Aníbal Pauchard^{28,29} | Petr Pyšek^{30,31} | Wolfgang Rabitsch³² | David M. Richardson² | Helen E. Roy³³ | Gregory M. Ruiz³⁴ | James C. Russell³⁵ | Nathan J. Sanders³⁶ | Dov F. Sax³⁷ | Riccardo Scalera⁸ | Hanno Seebens³⁸ | Michael Springborn³⁹ | Anna Turbelin^{40,41} | Mark van Kleunen^{42,43} | Betsy von Holle⁴⁴ | Marten Winter¹⁹ | Rafael D. Zenni⁴⁵ | Brady J. Mattsson⁴⁶ | Nuria Roura-Pascual⁴⁷

¹Department of Botany and Biodiversity Research, University of Vienna, Vienna, Austria

²Centre for Invasion Biology, Department of Botany and Zoology, Stellenbosch University, Matieland, South Africa

³Department of Biology, University of Fribourg, Fribourg, Switzerland

⁴Great Lakes Laboratory for Fisheries and Aquatic Sciences, Fisheries & Oceans Canada, Burlington, ON, Canada

⁵Centre for Geographical Studies, Institute of Geography and Spatial Planning - IGOT, University of Lisbon, Lisbon, Portugal

⁶School of Life Sciences, University of Hawaii at Manoa, Honolulu, HI, USA

⁷Institute for Environmental Protection and Research ISPRA, Rome, Italy

⁸IUCN SSC Invasive Species Specialist Group, Rome, Italy

⁹Biodiversity Informatics Group, African Institute for Mathematical Sciences, Cape Town, South Africa

¹⁰Centre for Invasion Biology, Department of Mathematical Sciences, Stellenbosch University, Matieland, South Africa

¹¹International Initiative for Theoretical Ecology, London, UK

¹²The Bio-Protection Research Centre, Lincoln University, Christchurch, New Zealand

¹³Leibniz-Institute of Freshwater Ecology and Inland Fisheries (IGB), Berlin, Germany

¹⁴Institute of Biology, Freie Universität Berlin, Berlin, Germany

¹⁵Berlin-Brandenburg Institute of Advanced Biodiversity Research (BBIB), Berlin, Germany

¹⁶Department of Marine Sciences, University of the Aegean, Mytilene, Greece

¹⁷Department of Community Ecology, Helmholtz Centre for Environmental Research – UFZ, Halle, Germany

¹⁸Geobotany and Botanical Garden, Martin Luther University Halle-Wittenberg, Halle, Germany

¹⁹German Centre for Integrative Biodiversity Research (iDiv) Halle – Jena – Leipzig, Leipzig, Germany

²⁰Department of Biology, McGill University, Montreal, QC, Canada

²¹School of Environment, McGill University, Montreal, QC, Canada

²²US Forest Service Northern Research Station, Morgantown, WV, USA

²³Faculty of Forestry and Wood Sciences, Czech University of Life Sciences, Prague, Czech Republic

²⁴CAS Key Laboratory of Marine Ecology and Environmental Sciences, Institute of Oceanology, Chinese Academy of Sciences, Qingdao, China

Franz Essl and Bernd Lenzner contributed equally to the manuscript.

This is an open access article under the terms of the Creative Commons Attribution License, which permits use, distribution and reproduction in any medium, provided the original work is properly cited.

© 2020 The Authors. *Global Change Biology* published by John Wiley & Sons Ltd

- ²⁵Great Lakes Institute for Environmental Research, University of Windsor, Windsor, ON, Canada
- ²⁶Department of Natural Resources Sciences, The University of Rhode Island, Kingston, RI, USA
- ²⁷Grupo de Ecología de Invasiones, INIBIOMA, CONICET – Universidad Nacional del Comahue, Bariloche, Argentina
- ²⁸Laboratorio de Invasiones Biológicas (LIB), Facultad de Ciencias Forestales, Universidad de Concepción, Concepción, Chile
- ²⁹Institute of Ecology and Biodiversity, Santiago, Chile
- ³⁰Institute of Botany, Department of Invasion Ecology, Czech Academy of Sciences, Průhonice, Czech Republic
- ³¹Department of Ecology, Faculty of Science, Charles University, Prague, Czech Republic
- ³²Department of Biodiversity and Nature Conservation, Environment Agency Austria, Vienna, Austria
- ³³UK Centre for Ecology & Hydrology, Wallingford, UK
- ³⁴Smithsonian Environmental Research Center, Edgewater, MD, USA
- ³⁵School of Biological Sciences, University of Auckland, Auckland, New Zealand
- ³⁶Environmental Program, Rubenstein School of Environment and Natural Resources, University of Vermont, Burlington, VT, USA
- ³⁷Department of Ecology and Evolutionary Biology & Institute at Brown for Environment and Society, Brown University, Providence, RI, USA
- ³⁸Senckenberg Biodiversity and Climate Research Centre, Frankfurt, Germany
- ³⁹Department of Environmental Science and Policy, University of California, Davis, Davis, CA, USA
- ⁴⁰Ecologie Systématique Evolution, AgroParisTech, CNRS, Université Paris-Saclay, Orsay, France
- ⁴¹Department of Geography, King's College London, London, UK
- ⁴²Ecology, Department of Biology, University of Konstanz, Konstanz, Germany
- ⁴³Zhejiang Provincial Key Laboratory of Plant Evolutionary Ecology and Conservation, Taizhou University, Taizhou, China
- ⁴⁴Division of Environmental Biology, National Science Foundation, Alexandria, VA, USA
- ⁴⁵Department of Biology, Federal University of Lavras, Lavras, Brazil
- ⁴⁶Institute of Wildlife Biology and Game Management, University of Natural Resources and Life Sciences, Vienna, Austria
- ⁴⁷Departament de Ciències Ambientals, Universitat de Girona, Girona, Spain

Correspondence

Franz Essl, Department of Botany and Biodiversity Research, University of Vienna, Rennweg 14, 1030 Vienna, Austria.
Email: franz.essl@univie.ac.at

Funding information

Austrian Science Fund, Grant/Award Number: I 3757-B29 and I 4011-B32; COST; BiodivERsA-Belmont Forum Project, Grant/Award Number: I 4011-B32 and PCI2018-092939; Fundação para a Ciência e a Tecnologia, Grant/Award Number: CEECIND/, 02037, /2017, UIDB/, 00295/2020 and UIDP/00295/2020; National Research Foundation, Grant/Award Number: 89967; BMBF, Grant/Award Number: FKZ 01LC1807A, 01LC1807B, 01LC1807C and FKZ 01LC1803A; Czech Science Foundation, Grant/Award Number: 19-28807X; Czech Academy of Sciences, Grant/Award Number: RVO 67985939; Fisheries and Oceans Canada; Transport Canada; NSERC; Natural Environment Research Council, Grant/Award Number: NE/ and R016429/1; Swiss National Science Foundation, Grant/Award Number: 31003A_179491 and 31BD30_184114; CONICYT, Grant/Award Number: AFB-170008; DSI-NRF Centre of Excellence for Invasion Biology; Oppenheimer Memorial Trust, Grant/Award Number: (grant 18576/03); National Science Foundation, Grant/Award Number: 1241932 and 1638702; OP RDE, Grant/Award Number: CZ.02.1.01/0.0/0.0/16_019/0000803

Abstract

Understanding the likely future impacts of biological invasions is crucial yet highly challenging given the multiple relevant environmental, socio-economic and societal contexts and drivers. In the absence of quantitative models, methods based on expert knowledge are the best option for assessing future invasion trajectories. Here, we present an expert assessment of the drivers of potential alien species impacts under contrasting scenarios and socioecological contexts through the mid-21st century. Based on responses from 36 experts in biological invasions, moderate (20%–30%) increases in invasions, compared to the current conditions, are expected to cause major impacts on biodiversity in most socioecological contexts. Three main drivers of biological invasions—transport, climate change and socio-economic change—were predicted to significantly affect future impacts of alien species on biodiversity even under a best-case scenario. Other drivers (e.g. human demography and migration in tropical and subtropical regions) were also of high importance in specific global contexts (e.g. for individual taxonomic groups or biomes). We show that some best-case scenarios can substantially reduce potential future impacts of biological invasions. However, rapid and comprehensive actions are necessary to use this potential and achieve the goals of the Post-2020 Framework of the Convention on Biological Diversity.

KEYWORDS

biological invasions, expert survey, globalization, impacts, management, policy, scenarios, uncertainties

1 | INTRODUCTION

The impacts caused by alien species on biodiversity and human livelihoods are substantial (Bacher et al., 2018; IPBES, 2019; Shackleton, Shackleton, & Kull, 2019; Simberloff et al., 2013; Vilà et al., 2011), and the numbers of alien organisms are still increasing worldwide (Seebens et al., 2017, 2018). Accordingly, much research effort has been devoted to understanding the historical trajectories of alien species accumulation, their impacts and the underlying drivers (e.g. Dawson et al., 2017; Dyer et al., 2017; Seebens et al., 2017; Vilà et al., 2011). What is lacking, however, is an assessment and understanding of the potential future impacts of alien species on biodiversity and human livelihoods (Lenzner et al., 2019; Roura-Pascual, Richardson, Chapman, Hichert, & Krug, 2011). This is in stark contrast to other drivers of global biodiversity loss, such as climate or land-use change, for which detailed assessments of potential future impacts have been developed (Hurtt et al., 2011; Moss et al., 2010).

This gap persists for several reasons. First, biological invasions, like other global change aspects, are a complex and context-dependent phenomenon; so far limited data availability severely constrained the development of general predictive models, especially because of the need to consider large areas, long time periods and a large number of alien species across many taxonomic groups and habitat types. Second, impacts caused by alien species on biodiversity (Blackburn et al., 2014) and human livelihoods (Bacher et al., 2018) differ markedly among invaded regions, and variations in perceptions, values and interests provide additional context and further complicate the assessment and projection of impacts (Essl et al., 2017). This context dependency largely affects and complicates coordinated management efforts of biological invasions across regions and scales (Crowley, Hinchliffe, & MacDonald, 2017; Epanchin-Niell et al., 2010). Finally, in most cases, there are large uncertainties about how a given alien species (or group of alien species) will respond in range and abundance to particular changes in the environment or human activities, and how such changes in distribution will affect interactions with resident biota and human activities that may ultimately translate into impacts (Hui & Richardson, 2019). Consequently, quantitative projections of how biological invasions may unfold in the decades to come under alternative trajectories of environmental change are missing (IPBES, 2016; Lenzner et al., 2019).

While the development of quantitative models to analyse the range of potential future impacts of alien species is challenging due to the complex interactions underlying biological invasions, other approaches that can shed light on future trajectories of biological invasions are more feasible. In particular, different methods, such as horizon scanning (Roy et al., 2018; Sutherland et al., 2018), the Delphi approach (MacMillan & Marshall, 2006), analytical hierarchy processes (Drescher et al., 2013) or Bayesian networks (Uusitalo, 2007), capture expert knowledge and generate predictions for potential future developments of specific components of global environmental change and have been successfully applied (e.g. Rowland, Cross, & Hartmann, 2014). Recently, expert elicitation

has been used to identify future emerging issues in biological invasions (Ricciardi et al., 2017), create a watch list of future invaders (Roy et al., 2018) and identify priority issues in invasion science and management (Caffrey et al., 2014; Dehnen-Schmutz et al., 2018).

Here, we provide an assessment of how particular drivers may affect biological invasions in contrasting contexts and under different scenarios over the next three decades (until 2050), drawing upon the knowledge of 36 biological invasions experts. Specifically, we address the following questions: (a) What is the minimum proportional increase from the current state of biological invasions that will cause major impacts on biodiversity? Furthermore, we construct two alternative futures, that is, plausible best-case and worst-case scenarios, both regarding the 15 most relevant drivers of future potential impacts of biological invasions in different contexts. Then, we ask (b) how likely is it that individual drivers will enable such major impacts on the environment under a best- or worst-case scenario?

2 | MATERIALS AND METHODS

Before providing a detailed description, we summarize our approach that consisted of the following four main steps. (a) We began by developing invasion scenarios under plausible futures of socio-economic development and identifying drivers of invasions through a facilitated workshop with 25 experts. (b) Following the workshop, we developed contrasting scenarios of the drivers through the mid-21st century. (c) We then developed and administered a survey to elicit expert judgements about thresholds for major impacts of invasions on biodiversity along with likelihoods that potential impacts of alien species will exceed these thresholds under each driver scenario. (d) Finally, we conducted statistical analyses of the survey data to examine the research questions.

2.1 | Identification of most important drivers of biological invasions

An interdisciplinary group of 25 scholars consisting of experts of invasion science, land-use change, global change, environmental scenario construction, elicitation processes and environmental politics convened in a workshop on invasion scenarios in Vienna, Austria, in October 2016. This workshop and subsequent work focused on laying the ground for developing invasion scenarios, that is, plausible scenarios representing how biological invasions might develop under contrasting socio-economic and societal conditions until the mid-21st century (Essl et al., 2019; Lenzner et al., 2019; Roura-Pascual et al., in prep.).

An exhaustive list of putatively relevant drivers for biological invasions had been compiled in preparation for the above-mentioned scenarios workshop. From this long list of putatively relevant drivers, the workshop participants identified and preselected a set of 15 drivers (*sensu* IPBES, 2016) as highly relevant for biological invasions. The 15 drivers were grouped into six broader categories: (a) global

abiotic environmental change (climate change, ocean acidification, eutrophication & pollution); (b) global biotic environmental change (biodiversity loss & degradation); (c) socio-economic activities (trade & transport, land use/cover change, socio-economic development, demography and migration); (d) societal awareness, values, lifestyle (recreation & tourism, awareness & values, communication & outreach); (e) science, innovation and technology (invasion science, technology & innovation); and (f) societal response to invasions (cooperation, legislation & agreements, alien species management). For a more detailed description of the drivers, see Supplementary Material 1.

2.2 | Selection of respondents and performing the survey

The first author of this study compiled a list of potential participants for the survey aiming for a balanced composition in terms of geographic regions, career stages and complementary expertise (taxonomic, geographic, environment, research focus). This resulted in a list of 50 experts of invasion science who were invited to contribute to the survey; 36 of them completed the survey between December 2017 and March 2018 (72% response rate).

The survey was circulated as an Excel workbook (Supplementary Material 2, Table A) to potential respondents. Using an offline survey was the most practical option in a pretest of the survey, allowing the respondents to revisit their assessments during any stage of completing the survey. First, respondents were asked to score the list of 15 preselected key drivers (Table 1) proposed to shape biological invasions until the mid-21st century (2050) under contrasting socioecological contexts, and to assess the importance and uncertainty for each driver. Definitions of categories for each survey question were provided by the coordinator (F.E.) in a separate document that was circulated alongside the table (see survey instructions in Supplementary Material 1, Table B). Second, respondents were asked to provide a self-assessment of their background and expertise (Supplementary Material 3). Overall, highest expertise among participants was concentrated in Europe (58% of the respondents) and North America (47%) followed by South America (17%), the Pacific Islands (17%), Australia (14%), Africa (14%) and Asia (11%) and taxonomic expertise was highest for plants (61%), invertebrates (47%), followed by vertebrates (44%) and microorganisms (14%). Expertise by realm was strongest in terrestrial (78%) regions followed by freshwater (36%) and marine (19%).

2.3 | Assessment of thresholds of major impacts on biodiversity

Respondents were asked to provide a threshold of the increase in invasive alien species impacts compared to current conditions that would cause a 'major negative impact' on biodiversity in a specific socioecological (i.e. environmental, taxonomic and

socio-economic) context by the year 2050 (see survey instructions in Supplementary Material 1). We provided them with a definition of 'major negative impact' on biodiversity as any '*substantial change in community composition*', such as local extinction of at least one native species, severe decline of several native species, or substantial changes in ecosystem properties (structure, complexity, functioning; Blackburn et al., 2014, modified). Along with this assessment, respondents provided an uncertainty estimate on a five-point Likert scale (1 = extremely uncertain, 2 = moderately uncertain, 3 = medium certain, 4 = highly certain, 5 = extremely certain) providing additional information on the assumed uncertainty (cf. Mastrandrea et al., 2011).

2.4 | Developing contrasting scenarios for drivers of biological invasions

We considered a wide range of plausible changes in the impacts of biological invasions under potential future trajectories of relevant drivers. In particular, we explored two opposing storylines of how the most relevant drivers for biological invasions (outlined above) will develop in the next decades. The 'best-case' and 'worst-case' scenarios correspond to the best and worst plausible future development of the specific driver, as proposed in the most relevant global analysis of the respective driver (see Supplementary Material 1 for details). For the purpose of the survey, the best-case and worst-case scenarios of individual drivers were summarized with a specific focus on attributes deemed to be particularly relevant in a biological invasions context. In a few cases, fully developed global scenarios were not available (e.g. for 'cooperation, legislation and agreements' and for 'alien species management'). In these cases, we constructed qualitative scenarios based on current evidence and available literature.

2.5 | Assessment of driver importance

Respondents were asked to assess the importance of each driver by defining the probability (in %) that potential impacts of alien species, under a given socioecological context will by 2050 exceed the thresholds each respondent previously defined for causing major impacts on biodiversity, holding all other drivers at their current levels. This assessment was done separately for each possible combination of driver, socioecological context, and for the best-case and worst-case scenarios. Respondents provided their assessment by using a five-point Likert scale approach with the following categories: 1 = extremely uncertain (0%–20% certain); 2 = moderately uncertain (21%–40% certain); 3 = medium certain (41%–60% certain); 4 = highly certain (61%–80% certain); 5 = extremely certain (81%–100% certain). Some drivers are only relevant in a subset of contexts, and in such cases (e.g. the driver 'ocean acidification' in terrestrial and freshwater environments), the combination was excluded from the questionnaire.

TABLE 1 Top three most important drivers of alien species impacts until 2050 under the best-case scenario. The ranking is context dependent and based on the coefficient estimates of the ordinal logistic regression models fit to survey data from 36 experts (see Supplementary Material 5A). Each different driver is highlighted by an individual color to increase readability

Context	1 st most relevant driver	2 nd most relevant driver	3 rd most relevant driver
Zonobiomes			
Polar regions	Climate Change	Trade & Transport	Socio-Economy
Temperate regions	Trade & Transport	Climate Change	Socio-Economy
Subtropical regions	Trade & Transport	Climate Change Demography & Migration Socio-Economy	Recreation & Tourism
Tropical regions	Trade & Transport	Demography & Migration Socio-Economy	Climate Change Recreation & Tourism
Taxonomic groups			
Invertebrates	Trade & Transport	Climate Change	Demography & Migration
Microorganisms	Trade & Transport	Climate Change Recreation & Tourism	Socio-Economy
Vertebrates	Trade & Transport	Socio-Economy	Climate Change Demography & Migration
Vascular plants	Trade & Transport	Socio-Economy Climate Change	Demography & Migration
Realms			
Freshwater ecosystems	Trade & Transport	Climate Change Demography & Migration Socio-Economy	Eutrophication & Pollution
Marine ecosystems	Trade & Transport	Climate Change	Demography & Migration Socio-Economy
Terrestrial ecosystems	Trade & Transport	Climate Change Demography & Migration Socio-Economy	Eutrophication & Pollution Land use/cover change
Socio-economic development			
Developed countries	Trade & Transport	Climate Change	Socio-Economy
Developing countries	Trade & Transport	Socio-Economy	Climate Change
Countries with emerging economies	Trade & Transport	Socio-Economy	Recreation & Tourism

2.6 | Analyses

First, we analysed expert predictions on potential impacts of alien species on biodiversity. For that purpose, we produced kernel density plots of the estimated threshold until the 'major impact' was

reached for each respondent-context combination. Subsequently, the median for each kernel density and the mean uncertainty estimate across all respondents were calculated for comparison among socioecological contexts. Kernel density calculations were made using the `geom_density()` function in the R-package 'ggplot2'. A

bandwidth of two times the standard deviation was used to obtain a smooth fit. Subsequently, we calculated pairwise non-parametric Kolmogorov–Smirnov tests between each category combination within each socioecological context (zonobiome, taxonomic group, realm, socio-economic activities), to identify cases of significantly differing distributions.

In a second step, we assessed the driver importance within each socioecological context under best-case and worst-case scenarios. The aim was to identify which drivers the respondents classified as most important for enabling potential alien species impacts to exceed the previously defined threshold of major impacts. This was done through an ordinal logistic regression model (also known as ‘proportional odds model’; Guisan & Harrell, 2000) with a random intercept for respondent. Responses to all survey questions comprised the response variable, which was considered as an ordered factor. Predictor variables included a three-way interaction between driver, socioecological context and scenario, as specified in the set of survey questions. The estimated log-odds were subsequently transformed into probabilities representing levels of confidence that the driver would affect biological invasions to a degree that they surpass the threshold of major impacts on biodiversity. We fit this full model to all survey responses using the `glmer()` function in the R package ‘lme4’ (Bates, 2014).

Not all driver–system–scenario combinations were scored by respondents resulting in convergence problems in the ordinal

logistic regression model. For that reason, we included a ‘dummy respondent’ that answered each driver–system–scenario combination, increasing each answer combination (driver–system–scenario) by one. This procedure has some minor implications for the results. By including one additional answer to each category, those with an initially lower number of answers are weighted slightly higher than before and vice versa. Including the ‘dummy respondent’ leads to model convergence, resulting in a more conservative estimation of the probability estimates from the regression analysis and hence more reliable estimates compared to results from models with convergence problems (Heinze & Schemper, 2002).

3 | RESULTS

3.1 | The threshold of major impacts on biodiversity across different contexts

The 36 respondents provided thresholds on what level of increase would result in future major negative impacts of alien species on biodiversity relative to the current impacts of invasive alien species for 14 different socioecological contexts (Figure 1; Supplementary Material 4). These thresholds thus provide an assessment of relative increases (in %), but not of absolute changes. Median thresholds

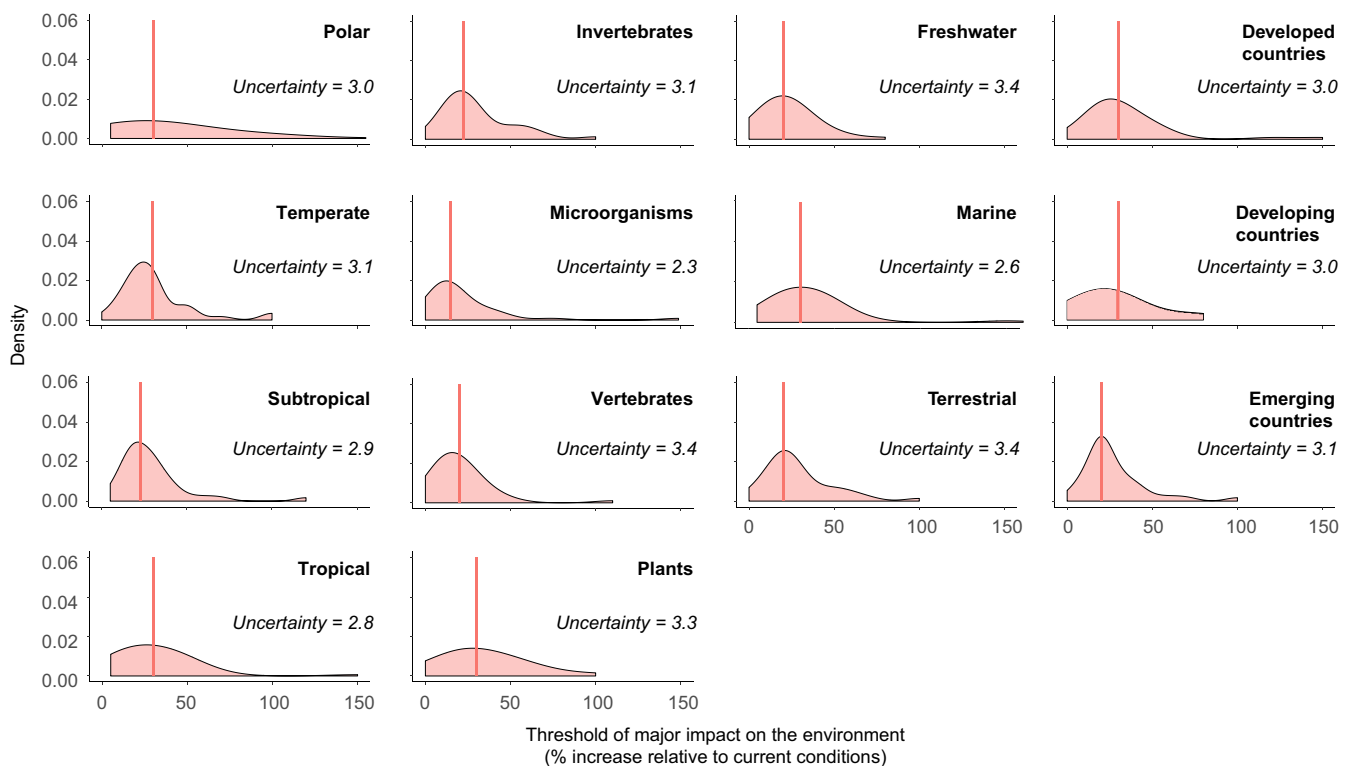


FIGURE 1 Density distribution of the increase in alien species compared to the current conditions required to cause major impacts on biodiversity, as estimated by 36 experts. Vertical red lines indicate the median value of the density distributions. Columns correspond to zonobiomes, taxonomic groups, realms and socio-economic development (from left to right); see Supplementary Material 4. Uncertainty estimates are the mean uncertainty values provided by the experts using a five-point Likert scale

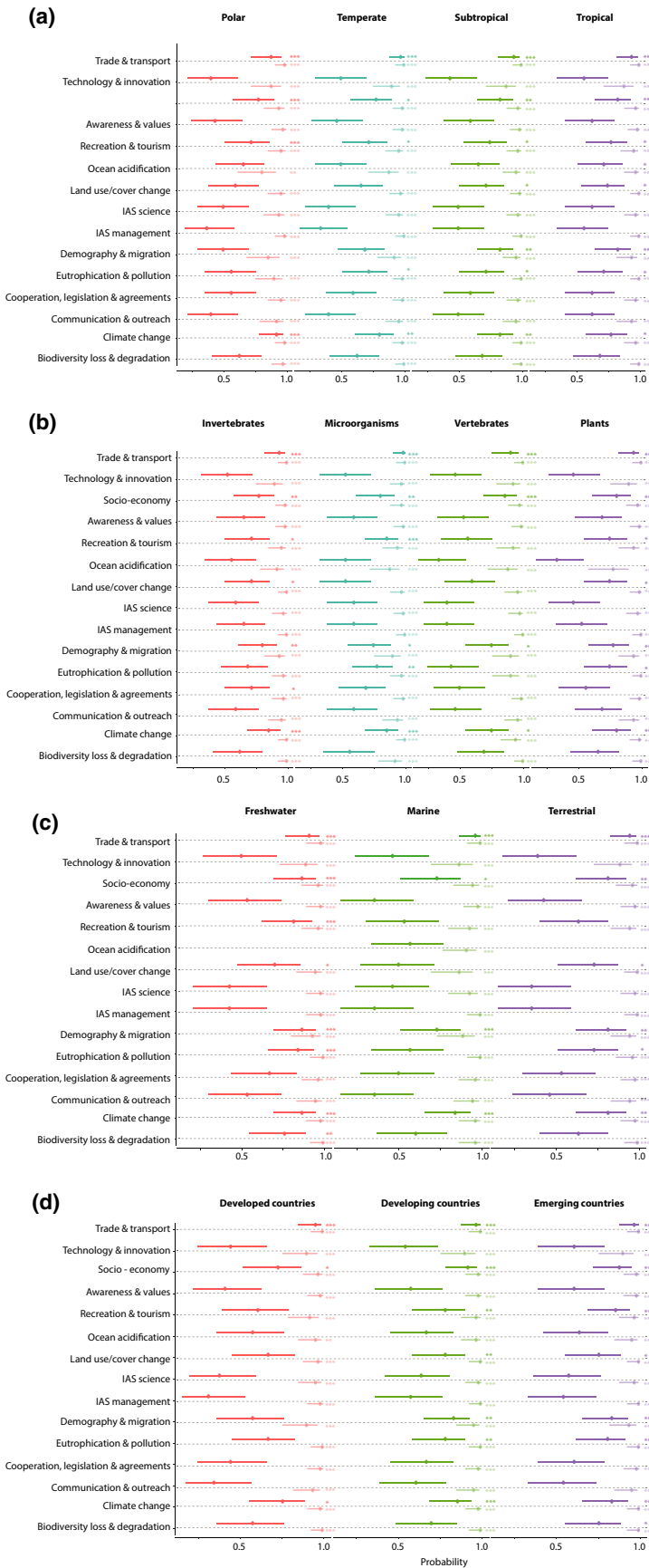


FIGURE 2 Importance of drivers of major alien species impacts on biodiversity under a best-case and worst-case scenario among socioecological contexts as estimated by 36 experts on biological invasions. Responses are summarized by socioecological context: (a) zonobiomes, (b) taxonomic groups, (c) realm and (d) socio-economic development. Estimates indicate the probability of respondents answering in lower uncertainty categories, meaning they are more certain that the driver is likely to surpass the threshold of major impact on biodiversity. Significant estimates are indicated by asterisks (significance levels: * < 0.05, ** < 0.01, *** < 0.001). Darker whiskers represent estimates under a best-case scenario for the respective drivers, and lighter whiskers represent estimates under a worst-case scenario. In panel (d), socioecological contexts are defined as (i) developed countries: socio-economically highly developed countries; (ii) developing countries: socio-economically poor countries with mostly slow rates of economic growth; (iii) countries with emerging economies: socio-economically rapidly developing countries and middle income countries (for all definitions, see Table S2)

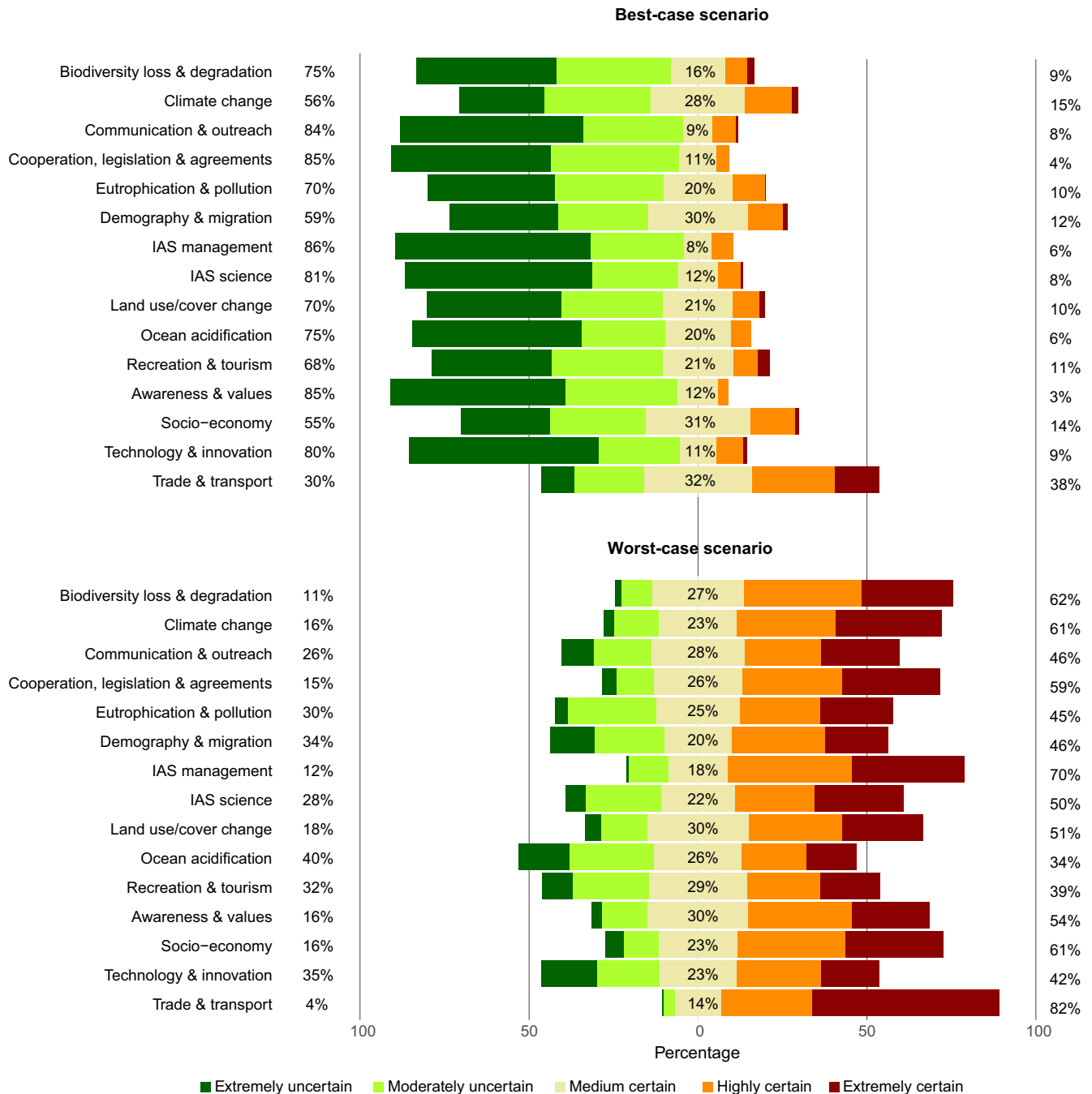


FIGURE 3 Distribution of uncertainty if 15 major drivers of biological invasions will exhibit major impacts on the environment by 2050 under a best- and worst-case scenario, based on answers provided by 36 experts. The uncertainty categories follow a five-point Likert scale. The estimates shown include all responses across 14 contexts regarding taxonomic groups, zonobiomes, realms and socio-economic status (see Supplementary Material 1, Table 1). The stacked bars represent the uncertainty categories, with the bars and percentage value for the medium certain category centred at 0% on the x-axis. Bars and percentage values on the left refer to the uncertainty categories extremely and moderately uncertain, and bars and percentage values on the right refer to the answers in the categories highly and extremely certain. Categories sum up to 100%

in most contexts ranged between 20% and 30% increase compared to the current conditions (Figure 1; Supplementary Material 4). The lowest thresholds were for terrestrial and freshwater environments, countries with emerging economies and vertebrates and microorganisms (+20%), the highest were for marine environments, developed countries and countries with emerging economies, tropical,

temperate and polar regions and plants (+30%). Although there are minor differences in medians among environments (i.e. freshwater, marine, terrestrial), there are moderate differences among taxonomic groups (plants have a higher median than the other taxonomic groups) and among socio-economic contexts (countries with emerging economies having a lower median than developing and

developed countries). Among climate contexts, the median is the highest for tropical climates, while polar, temperate and subtropical climates have somewhat lower medians. However, the pairwise Kolmogorov–Smirnov test showed significant differences between the density distributions of vertebrates and plants and between freshwater and marine realms. All other tests generated non-significant results (Supplementary Material 5).

The uncertainty ratings provided by experts averaged between 2.3 (for microorganisms) and 3.4 (for vertebrates, freshwater and terrestrial environments; Figure 1). The highest uncertainties among zoniomes were for tropical zones, microorganisms among taxonomic groups, marine among realms, whereas essentially no difference in uncertainty was observed among countries classified by socio-economic development.

3.2 | Driver impacts on biodiversity under best- and worst-case scenarios

Under the best-case scenario for the respective drivers, trade & transport, socio-economic development and climate change emerged as significant drivers of future biological invasions across all socioecological contexts (Table 1). Demography & migration is expected to have a significant effect in 11 socioecological contexts, that is, all except developed countries, polar regions and temperate regions. It was followed by recreation & tourism with significant effects in 10 socio-ecological contexts (all except vertebrates, marine and terrestrial regions, and developed countries) and land use & land cover change with significant effects in eight socioecological contexts (all except polar and temperate regions, microorganisms, vertebrates, the marine realm and developed countries). Furthermore, ocean acidification emerged as a significant driver in tropical regions, while cooperation, legislation & agreements drive biological invasions by invertebrates. Finally, biodiversity loss & degradation emerged as a significant driver of biological invasions in countries with emerging economies (see Figure 2; Supplementary Materials 5 and 6).

For the worst-case scenarios, most respondents were certain that each driver would play a significant role in surpassing the threshold for major impact on biodiversity by alien species (Figure 3). The only driver that was not highly significant across all socioecological contexts was ocean acidification with only a medium significant effect for vascular plants, likely reflecting the paucity of species of this taxonomic group in marine environments (see Figure 2; Supplementary Material 6).

4 | DISCUSSION

This study provides the first global assessment of potential future impacts of biological invasions on biodiversity. Specifically, we examined these potential impacts under best- and worst-case scenarios in differing environmental, taxonomic and socio-economic contexts

based on a large number of drivers and considering plausible differences in how the drivers might develop (i.e. best- vs. worst-case scenarios). The assessment is based on the collective knowledge across a diverse group of invasion scientists and thus reflects current understanding on the future fate of biological invasions in the Anthropocene. Experts agreed that in a worst-case scenario, all focal drivers will contribute strongly to potential future impacts of alien species, while under the best-case scenario, the results show a more diverse and heterogeneous pattern. Our findings therefore imply that there are substantial opportunities under best-case scenarios to reduce potential future impacts of biological invasions. Among the three most important drivers of potential impacts of biological invasions until the mid-21st century, respondents agreed that trade & transport, climate change and socio-economy are consistently and highly relevant across socioecological contexts while assuming the best-case scenario.

Trade & transport was consistently ranked as the most relevant driver in all contexts other than for polar regions (Table 1). The importance of changes in global trade for biological invasions is well known (Dawson et al., 2017; Reino et al., 2017; Sardain, Sardain, & Leung, 2019; van Kleunen et al., 2015; Winter et al., 2009). Alterations in trade (e.g. in terms of volume, regions of origin and destination, composition of traded goods) will increase the number of potential new arrivals and might increase propagule pressure (Sardain et al., 2019; Seebens et al., 2015). Changes in the global trade network may also lead to novel source pools for new alien species, and climate change will likely lead to the establishment of new trade routes (e.g. through the Arctic) that will dramatically reduce travel times and increase species survival (Eguiluz, Fernández-Gracia, Irigoien, & Duarte, 2016; Melia, Haines, & Hawkins, 2016; Miller & Ruiz, 2014). Finally, the emergence of new trade modes (e.g. internet trade) will provide novel pathways for species trade and subsequent introduction as such pathways are likely more difficult to regulate compared to conventional modes (Humair, Humair, Kühn, & Kueffer, 2015). National and international policy on prevention efforts can be explicitly developed to counter the increased propagule pressure associated with an increase in diversity and frequency of trade routes (Reaser, Meyerson, & von Holle, 2008; Wonham, Byers, Grosholz, & Leung, 2013).

Climate change, with associated changes in mean annual temperatures, precipitation and occurrence and magnitude of extreme events, will undoubtedly shape the impacts of biological invasions on biodiversity in the future. Several modelling studies predict an increase in climatically suitable areas for alien species (e.g. Bellard et al., 2013; Dullinger et al., 2017; Gallardo & Aldridge, 2013) and increased establishment rates of alien species have been attributed to climate change, even when accounting for propagule pressure (Huang, Haack, & Zhang, 2011). However, substantial variation in the effects of climate change among geographic regions or taxonomic groups might occur. A systematic review by Bellard, Jeschke, Leroy, and Mace (2018) showed that there are also many alien plants and animals that might have less climatically suitable areas in the future.

Based on the expert assessment, potential impacts from alien species invasions on biodiversity will be especially likely in polar regions. This expectation coincides with climate change projections, indicating some of the most severe effects of future climate change in these regions (IPCC, 2014).

Socio-economic activity serves as a proxy for many human-induced environmental changes (Essl et al., 2011; Pyšek et al., 2010). Often this variable is substituted with metrics such as per capita gross domestic product, human footprint index or human development index. These variables can be related to diverse environmental changes relevant for biological invasions, like resource and energy use, consumption or land use. With a projected future increase in global material footprint of around 75% by 2050 compared to 2015 (IRP, 2017), a substantial increase in impacts from biological invasions is very likely, as supported by the expert assessment in this study.

Aside from the three main drivers that emerged from this expert assessment, several others were deemed important in specific contexts. Human demography & migration was identified as having major impacts on biodiversity in several contexts. For tropical and subtropical regions, it was ranked as the second most important driver. In these regions, changes in human population density and migration are projected to be especially pronounced throughout the 21st century (Lutz, Butz, & Samir, 2014; Rigaud et al., 2018). Increasing human population sizes likely result in more degraded habitats and intensification of land use, which generally favour alien plant establishment and spread (Essl et al., 2011; Pyšek et al., 2010). Additionally, human intra- and intercontinental migration (e.g. due to climate change, economic inequalities or armed conflicts) are projected to increase (Lutz et al., 2014; Rigaud et al., 2018). Human migration has, in turn, been associated with increased spread of alien species (Di Castri, 1989).

For invertebrates, vertebrates and vascular plants, demography & migration ranked third. Invertebrates are generally spread unintentionally, in the terrestrial environment mostly as contaminants in commodities, and in the aquatic environment as stowaways in vessels (Katsanevakis et al., 2014; Pergl et al., 2017). With increasing population density and increased trade & transport, the likelihood of invertebrate introductions and subsequent spread is expected to increase (Aukema et al., 2010).

For vertebrates and vascular plants, mechanisms of invasions are more complex. While some species are introduced unintentionally as stowaways (e.g. some reptiles like the brown tree snake *Boiga irregularis* or the house gecko *Hemidactylus frenatus*, Rodda, Fritts, & Conry, 1992) or contaminants (e.g. seeds in agricultural products, Frick et al., 2011), others are introduced and subsequently spread as a result of intentional introductions from the pet (Blackburn, Dyer, Su, & Cassey, 2015; Bush, Baker, & Macdonald, 2014; Hulme et al., 2015) or horticultural (Dehnen-Schmutz, Touza, Perrings, & Williamson, 2007; Dullinger et al., 2017; van Kleunen et al., 2018) trades. For many species, propagule pressure is much more important than their ecological characteristics (Jeschke & Starzer, 2018; Pyšek et al., 2015).

Supporting the argument that unintentional introductions increase the future risk of impacts (Pergl et al., 2017), our survey revealed that respondents consider recreation & tourism, where the argument runs along the same lines (Hulme, 2015), as an additional important driver for increased future impacts from invertebrates and microorganisms. For the latter taxonomic groups, recreation & tourism was considered as the second most important driver for potential future impacts on biodiversity. A doubling of global tourism is projected from 2010 to 2050 under the best-case scenario (UNWTO, 2018), which will likely lead to several synergistic effects with other drivers such as infrastructure development in the respective regions (Anderson, Roccliffe, Haddaway, & Dunn, 2015). Based on our findings, recreation & tourism was an important driver in subtropical and tropical regions along with countries having emerging economies (which are mostly situated in subtropical and tropical regions). Especially in these regions, where many natural areas are still less modified by humans, increasing infrastructure development like roads—which can act as corridors for alien species—will likely lead to increased spread and potential impacts of alien species (Seebens, 2019). Furthermore, many resorts and other tourist accommodations use ornamental (often alien) plants in their green spaces. This mode of horticulture provides a significant opportunity for alien species to escape, establish and spread in the surrounding environments (Anderson et al., 2015; Pickering, Bear, & Hill, 2007).

Finally, our assessment revealed that in aquatic and terrestrial socioecological contexts, eutrophication and pollution are assumed to become a major driver of potential future impacts of alien species. Changes in ecosystem chemistry and resource availability (especially nitrogen availability) can have dramatic effects on species composition in a wide range of ecosystems (Bobbink et al., 2010). In many cases, opportunistic species, including many alien species, benefit most from higher levels of nutrient availability (Preston, Hedman, & Johnson, 2018). Results from our assessment did not indicate that eutrophication and pollution will strongly drive future invasive species impacts in marine environments. This contradicts findings from empirical investigations showing that marine litter (i.e. plastic debris) can act as a vector of alien species (Carlton et al., 2017; Rech, Borrell, & García-Vazquez, 2016) and that marine pollution can increase invasive species success (Crooks, Chang, & Ruiz, 2011).

4.1 | Limitations and caveats

Any expert-based approach for identifying, circumscribing and subsequently ranking drivers of biological invasions (or, more generally, drivers affecting other complex phenomena of environmental change) is contingent on factors such as group composition, the kind of expertise, values, geographic background, gender, and interests represented in the group (Burgman, 2016; Hannagan & Larimer, 2010; Krueger, Page, Hubacek, Smith, & Hiscock, 2012; Latombe et al., 2019). This implies

that expert-based approaches cannot be fully objective, and do not necessarily represent the views of groups or individuals not involved in the survey (Nuñez et al., 2019). Nevertheless, expert-based assessment of conservation topics has been proven to provide valuable focus for discussion and stimulate debate among the wider community (Sala et al., 2000; Sutherland et al., 2018).

In our study, we elicited the predictions of 36 experts from biological fields, with different backgrounds, expertise and interests. All respondents in the survey are leading experts in the field of invasion science. Thus, the predictions expressed represent the expertise of scientists that collectively can provide a profound understanding of the causes and consequences of biological invasions. However, still many uncertainties remain regarding how the dimensions of biological invasions may unfold in the future under contrasting scenarios for global environmental change (Lenzner et al., 2019). Predictions expressed in this survey are thus subject to personal norms, biases and uncertainties (Essl et al., 2017). Furthermore, as the group of experts is biased towards male respondents in higher academic positions with a Western (i.e. European and Northern American) background, the trends and conclusions presented here might differ if the study had been conducted with broader inclusion of experts from different countries of origin (Nuñez et al., 2019). This may suggest that future analysis of drivers should be undertaken by involving representatives from a wider selection of countries worldwide, so to fine-tune the result at a broader scale. Similarly, future scenarios assessed at the regional or continental scale may be used to inform policy and management measures to be undertaken at the respective scales.

5 | CONCLUSIONS

Understanding how and why the impacts of invasive alien species might change in the future is a daunting task that has so far defied the development of quantitative scenarios and models (Lenzner et al., 2019). We suggest that expert-based assessments provide a valuable tool to support quantitative assessments and may help identify emerging threats and directions for future research. We demonstrated that, based on expert knowledge, there is a high risk of increased potential future impacts of biological invasions due to many drivers, especially increased trade and transport (Hulme, 2009), climate change (Walther et al., 2009) and socio-economic change (Pyšek et al., 2010). Our assessment can be used to develop recommendations for policy-makers and environmental managers. In particular, our findings provide a scientific basis for the prioritization of actions to mitigate potential future impacts of biological invasions in the context of the Post-2020 Framework of the Convention on Biological Diversity (CBD, 2020) and the United Nations 2030 Agenda for Sustainable Development (United Nations, 2016). Most importantly, our study provides expert-derived benchmarks for thresholds of major impacts in different socioecological contexts, identifies which drivers are most likely to cause substantial impacts and identifies potential options under

best-case scenarios to reduce potential future impacts of biological invasions.

ACKNOWLEDGEMENTS

We thank the COST Action TD1209 'Alien Challenge' for funding the workshop that was at the basis of this paper. F.E., Be.L., S.D. acknowledge funding by the Austrian Science Foundation FWF (grant I 3757-B29), and were further supported by the BiodivERsA-Belmont Forum Project 'Alien Scenarios' (FWF project no I 4011-B32). H.E.R., Sv.B. and F.E. received funding through COST Action CA17122 'Alien CSI'. C.C. was supported by Portuguese National Funds through Fundação para a Ciência e a Tecnologia (CEECIND/02037/2017; UIDB/00295/2020 and UIDP/00295/2020), I.P. under the programme of 'Stimulus of Scientific Employment - Individual Support' within the contracts 'CEECIND/02037/2017'. C.H. is supported by the South African Research Chair Initiative (National Research Foundation, grant 89967). H.S., I.K. and J.M.J. acknowledge the project 'AlienScenarios' (BMBF FKZ 01LC1807A, 01LC1807B, 01LC1807C). This study is also a contribution of the Invasion Dynamics Network (InDyNet). P.P. was supported by EXPRO grant no. 19-28807X (Czech Science Foundation) and long-term research development project RVO 67985939 (Czech Academy of Sciences). Sa.B. is supported by Fisheries and Oceans Canada, Transport Canada and an NSERC Discovery Grant. H.E.R. is supported by the Natural Environment Research Council award number NE/R016429/1 as part of the UK-SCAPE programme delivering National Capability. Sv.B. was supported by the Belmont Forum-BiodivERsA International joint call project 'InvasiBES' (PCI2018-092939) and the Swiss National Science Foundation (grant no. 31003A_179491 and 31BD30_184114). J.M.J. was also supported by the project 'InvasiBES' (BMBF FKZ 01LC1803A). A.P. was supported by CONICYT PIA AFB-170008. H.J.M. was supported by an NSERC Discovery grant and a Canada Research Chair. This manuscript is based on work done by B.V.H. while serving at the U.S. National Science Foundation (NSF; views expressed in this paper do not necessarily reflect those of the NSF or the United States Government). D.M.R. acknowledges support from the DSI-NRF Centre of Excellence for Invasion Biology and the Oppenheimer Memorial Trust. A.L. was supported by grants from the National Science Foundation Macrosystems Biology Program (grant numbers 1241932, 1638702) and grant EVA4.0, No. CZ.02.1.01/0.0/0.0/16_019/0000803 financed by OP RDE. N.R.P. acknowledges "Alien Scenarios" Project PCI2018-092966, funded by: FEDER/Ministerio de Ciencia e Innovación - Agencia Estatal de Investigación. We are grateful for the helpful suggestions of one anonymous reviewer.

AUTHOR CONTRIBUTION

F.E., N.R.-P., Be.L. and W.R. organized the workshop that formed the basis for this manuscript. F.E. conceived the ideas and designed the study, with input from several other authors. All authors (except B.J.M.) completed the survey. Be.L. led the analysis with help from

F.E., S.D. and B.J.M., F.E. and Be.L. wrote the paper with major inputs from S.D. All authors commented on the manuscript.

DATA AVAILABILITY STATEMENT

Data will be shared upon reasonable request to the authors. Please note that the survey responses will only be shared in an anonymized fashion that does not allow drawing conclusions about the respondents' identity.

ORCID

Franz Essl  <https://orcid.org/0000-0001-8253-2112>

Bernd Lenzner  <https://orcid.org/0000-0002-2616-3479>

Sven Bacher  <https://orcid.org/0000-0001-5147-7165>

Sarah Bailey  <https://orcid.org/0000-0003-3635-919X>

Jonathan M. Jeschke  <https://orcid.org/0000-0003-3328-4217>

Ingolf Kühn <http://orcid.org/0000-0003-1691-8249>

Martin A. Nuñez  <https://orcid.org/0000-0003-0324-5479>

Petr Pyšek <http://orcid.org/0000-0001-8500-442X>

David M. Richardson  <https://orcid.org/0000-0001-9574-8297>

Helen E. Roy  <https://orcid.org/0000-0001-6050-679X>

Hanno Seebens  <https://orcid.org/0000-0001-8993-6419>

Mark van Kleunen  <https://orcid.org/0000-0002-2861-3701>

REFERENCES

- Anderson, L. G., Rocliffe, S., Haddaway, N. R., & Dunn, A. M. (2015). The role of tourism and recreation in the spread of non-native species: A systematic review and meta-analysis. *PLoS One*, *10*, e0140833. <https://doi.org/10.1371/journal.pone.0140833>
- Aukema, J. E., Cullough, D. G. M., Holle, B. V., Liebhold, A. M., Britton, K., & Frankel, S. J. (2010). Historical accumulation of nonindigenous forest pests in the continental United States. *BioScience*, *60*, 886–897. <https://doi.org/10.1525/bio.2010.60.11.5>
- Bacher, S., Blackburn, T. M., Essl, F., Genovesi, P., Heikkilä, J., Jeschke, J. M., ... Kumschick, S. (2018). Socio-economic impact classification of alien taxa (SEICAT). *Methods in Ecology and Evolution*, *9*, 159–168. <https://doi.org/10.1111/2041-210X.12844>
- Bates, D. (2014). lme4: linear mixed-effects models using Eigen and Eigen. R-package version 1.1-7. Retrieved from <http://cran.r-project.org/web/packages/lme4/index.html>
- Bellard, C., Jeschke, J. M., Leroy, B., & Mace, G. M. (2018). Insights from modeling studies on how climate change affects invasive alien species geography. *Ecology and Evolution*, *8*, 5688–5700. <https://doi.org/10.1002/ece3.4098>
- Bellard, C., Thuiller, W., Leroy, B., Genovesi, P., Bakkenes, M., & Courchamp, F. (2013). Will climate change promote future invasions? *Global Change Biology*, *19*, 3740–3748. <https://doi.org/10.1111/gcb.12344>
- Blackburn, T. M., Dyer, E. E., Su, S., & Cassey, P. (2015). Long after the event, or four things we (should) know about bird invasions. *Journal of Ornithology*, *156*, 15–25. <https://doi.org/10.1007/s10336-015-1155-z>
- Blackburn, T. M., Essl, F., Evans, T., Hulme, P. E., Jeschke, J. M., Kühn, I., ... Bacher, S. (2014). A unified classification of alien species based on the magnitude of their environmental impacts. *PLoS Biology*, *12*, e1001850. <https://doi.org/10.1371/journal.pbio.1001850>
- Bobbink, R., Hicks, K., Galloway, J., Spranger, T., Alkemade, R., Ashmore, M., ... De Vries, W. (2010). Global assessment of nitrogen deposition effects on terrestrial plant diversity: A synthesis. *Ecological Applications*, *20*, 30–59. <https://doi.org/10.1890/08-1140.1>
- Burgman, M. A. (2016). *Trusting judgements: how to get the best out of experts*. Cambridge, United Kingdom: Cambridge University Press.
- Bush, E. R., Baker, S. E., & Macdonald, D. W. (2014). Global trade in exotic pets 2006–2012. *Conservation Biology*, *28*, 663–676. <https://doi.org/10.1111/cobi.12240>
- Caffrey, J. M., Baars, J.-R., Barbour, J. H., Boets, P., Boon, P., Davenport, K., ... Caffrey, J. M. (2014). Tackling invasive alien species in Europe: The top 20 issues. *Management of Biological Invasions*, *5*, 1–20. <https://doi.org/10.3391/mbi.2014.5.1.01>
- Carlton, J. T., Chapman, J. W., Geller, J. B., Miller, J. A., Carlton, D. A., McCuller, M. I., ... Ruiz, G. M. (2017). Tsunami-driven rafting: Transoceanic species dispersal and implications for marine biogeography. *Science*, *357*, 1402–1406. <https://doi.org/10.1126/science.aao1498>
- CBD. (2020). *Zero draft of the post-2020 global biodiversity framework*. Retrieved from <https://www.cbd.int/doc/c/efb0/1f84/a892b98d2982a829962b6371/wg2020-02-03-en.pdf>
- Crooks, J. A., Chang, A. L., & Ruiz, G. M. (2011). Aquatic pollution increases the relative success of invasive species. *Biological Invasions*, *13*, 165–176. <https://doi.org/10.1007/s10530-010-9799-3>
- Crowley, S. L., Hinchliffe, S., & MacDonald, R. A. (2017). Conflict in invasive species management. *Frontiers in Ecology and the Environment*, *15*, 133–141. <https://doi.org/10.1002/fee.1471>
- Dawson, W., Moser, D., van Kleunen, M., Kreft, H., Pergl, J., Pyšek, P., ... Essl, F. (2017). Global hotspots and correlates of alien species richness across taxonomic groups. *Nature Ecology & Evolution*, *1*, 186. <https://doi.org/10.1038/s41559-017-0186>
- Dehnen-Schmutz, K., Boivin, T., Essl, F., Groom, Q. J., Harrison, L., Touza, J. M., & Bayliss, H. (2018). Alien futures: What is on the horizon for biological invasions? *Diversity and Distributions*, *24*, 1149–1157. <https://doi.org/10.1111/ddi.12755>
- Dehnen-Schmutz, K., Touza, J., Perrings, C., & Williamson, M. (2007). A century of the ornamental plant trade and its impact on invasion success. *Diversity and Distributions*, *13*, 527–534. <https://doi.org/10.1111/j.1472-4642.2007.00359.x>
- Di Castri, F. (1989). History of biological invasions with special emphasis on the old world. In J. A. Drake, H. A. Mooney, F. Di Castri, R. H. Groves, M. Rejmanek, & M. Williamson (Eds.), *Biological invasions. A global perspective*. *Scope* (Vol. 37, pp. 1–26). New York, NY: Wiley.
- Drescher, M., Perera, A. H., Johnson, C. J., Buse, L. J., Drew, C. A., & Burgman, M. A. (2013). Toward rigorous use of expert knowledge in ecological research. *Ecosphere*, *4*, art83. <https://doi.org/10.1890/ES12-00415.1>
- Dullinger, I., Wessely, J., Bossdorf, O., Dawson, W., Essl, F., Gatteringer, A., ... Dullinger, S. (2017). Climate change will increase the naturalization risk from garden plants in Europe. *Global Ecology and Biogeography*, *26*, 43–53. <https://doi.org/10.1111/geb.12512>
- Dyer, E. E., Cassey, P., Redding, D. W., Collen, B., Franks, V., Gaston, K. J., ... Blackburn, T. M. (2017). The global distribution and drivers of alien bird species richness. *PLoS Biology*, *15*, e2000942. <https://doi.org/10.1371/journal.pbio.2000942>
- Eguíluz, V. M., Fernández-Gracia, J., Irigoien, X., & Duarte, C. M. (2016). A quantitative assessment of Arctic shipping in 2010–2014. *Scientific Reports*, *6*(1), 2010–2014. <https://doi.org/10.1038/srep30682>
- Epanchin-Niell, R. S., Hufford, M. B., Aslan, C. E., Sexton, J. P., Port, J. D., & Waring, T. M. (2010). Controlling invasive species in complex social landscapes. *Frontiers in Ecology and the Environment*, *8*, 210–216. <https://doi.org/10.1890/090029>
- Essl, F., Dullinger, S., Rabitsch, W., Hulme, P. E., Hülber, K., Jarošík, V., ... Pyšek, P. (2011). Socioeconomic legacy yields an invasion debt. *Proceedings of the National Academy of Sciences of the United States of America*, *108*, 203–207. <https://doi.org/10.1073/pnas.1011728108>
- Essl, F., Hulme, P. E., Jeschke, J. M., Keller, R., Pyšek, P., Richardson, D. M., ... Rabitsch, W. (2017). Scientific and normative foundations for the valuation of alien-species impacts: Thirteen core principles. *BioScience*, *67*, 166–178. <https://doi.org/10.1093/biosci/biw160>
- Essl, F., Lenzner, B., Courchamp, F., Dullinger, S., Jeschke, J. M., Kühn, I., ... Seebens, H. (2019). Introducing AlienScenarios: A project to develop

- scenarios and models of biological invasions for the 21st century. *NeoBiota*, 45, 1–17. <https://doi.org/10.3897/neobiota.45.33366>
- Frick, G., Boschung, H., Schulz-Schroeder, G., Russ, G., Ujčić-Vrhovnik, I., Jakovac-Strajn, B., ... Jørgensen, J. S. (2011). Ragweed (*Ambrosia* sp.) seeds in bird feed. *Biotechnologie, Agronomie, Societe et Environnement*, 15, 39–44.
- Gallardo, B., & Aldridge, D. C. (2013). The 'dirty dozen': Socio-economic factors amplify the invasion potential of 12 high-risk aquatic invasive species in Great Britain and Ireland'. *Journal of Applied Ecology*, 50, 757–766. <https://doi.org/10.1111/1365-2664.12079>
- Guisan, A., & Harrell, F. E. (2000). Ordinal response regression models in ecology. *Journal of Vegetation Science*, 11, 617–626. <https://doi.org/10.2307/3236568>
- Hannagan, R. J., & Larimer, C. W. (2010). Does gender composition affect group decision outcomes? Evidence from a laboratory experiment. *Political Behavior*, 32, 51–67. <https://doi.org/10.1007/s11109-009-9087-z>
- Heinze, G., & Schemper, M. (2002). A solution to the problem of separation in logistic regression. *Statistics in Medicine*, 21, 2409–2419. <https://doi.org/10.1002/sim.1047>
- Huang, D., Haack, R. A., & Zhang, R. (2011). Does global warming increase establishment rates of invasive alien species? A centennial time series analysis. *PLoS One*, 6, e24733. <https://doi.org/10.1371/journal.pone.0024733>
- Hui, C., & Richardson, D. M. (2019). How to invade an ecological network. *Trends in Ecology & Evolution*, 34, 121–131. <https://doi.org/10.1016/j.tree.2018.11.003>
- Hulme, P. E. (2009). Trade, transport and trouble: Managing invasive species pathways in an era of globalization. *Journal of Applied Ecology*, 46, 10–18. <https://doi.org/10.1111/j.1365-2664.2008.01600.x>
- Hulme, P. E. (2015). Invasion pathways at a crossroad: Policy and research challenges for managing alien species introductions. *Journal of Applied Ecology*, 52, 1418–1424. <https://doi.org/10.1111/1365-2664.12470>
- Hulme, P. E., Pauchard, A., Pyšek, P., Vilà, M., Alba, C., Blackburn, T. M., ... Winter, M. (2015). Challenging the view that invasive non-native plants are not a significant threat to the floristic diversity of Great Britain. *Proceedings of the National Academy of Sciences of the United States of America*, 112. <https://doi.org/10.1073/pnas.1506517112>
- Humair, F., Humair, L., Kühn, F., & Kueffer, C. (2015). E-commerce trade in invasive plants. *Conservation Biology*, 29, 1658–1665. <https://doi.org/10.1111/cobi.12579>
- Hurt, G. C., Chini, L. P., Frolking, S., Betts, R. A., Feddema, J., Fischer, G., ... Wang, Y. P. (2011). Harmonization of land-use scenarios for the period 1500–2100: 600 years of global gridded annual land-use transitions, wood harvest, and resulting secondary lands. *Climatic Change*, 109, 117–161. <https://doi.org/10.1007/s10584-011-0153-2>
- IPBES. (2016). *Summary for policymakers of the methodological assessment of scenarios and models of biodiversity and ecosystem services of the Intergovernmental Science-Policy Platform on Biodiversity and Ecosystem Services*. Bonn, Germany: Secretariat of the Intergovernmental Science-Policy Platform on Biodiversity and Ecosystem Services.
- IPBES. (2019). *Global assessment report on biodiversity and ecosystem services of the Intergovernmental Science-Policy Platform on Biodiversity and Ecosystem Services*. In E. S. Brondizio, J. Settele, S. Díaz & H. T. Ngo (Eds.), Bonn, Germany: IPBES Secretariat.
- IPCC. (2014). *Climate change 2014: Synthesis report. Contribution of working groups I, II and III to the fifth assessment report of the Intergovernmental Panel on Climate Change*. Geneva, Switzerland: Author.
- IRP: Bringezu, S., Ramaswami, A., Schandl, H., O'Brien, M., Pelton, R., Acquatella, J., ... Zivy, R. (2017). *A report of the International Resource Panel*. Nairobi, Kenya: United Nations Environment Programme.
- Jeschke, J. M., & Starzer, J. (2018). Propagule Pressure Hypothesis. In J. M. Jeschke, & T. Heger (Eds.), *Invasion Biology - Hypothesis and Evidence*. CABI Invasives Series, Oxfordshire, UK: CABI, Wallingford.
- Katsanevakis, S., Coll, M., Piroddi, C., Steenbeek, J., Ben Rais Lasram, F., Zenetos, A., & Cardoso, A. C., (2014). Invading the Mediterranean Sea: biodiversity patterns shaped by human activities. *Frontiers in Marine Science*, 1, 1–11. <https://doi.org/10.3389/fmars.2014.00032>
- Krueger, T., Page, T., Hubacek, K., Smith, L., & Hiscock, K. (2012). The role of expert opinion in environmental modelling. *Environmental Modelling & Software*, 36, 4–18. <https://doi.org/10.1016/j.envsoft.2012.01.011>
- Latombe, G., Canavan, S., Hirsch, H., Hui, C., Kumschick, S., Nsikani, M. M., ... Richardson, D. M. (2019). A four-component classification of uncertainties in biological invasions: Implications for management. *Ecosphere*, 10, e02669. <https://doi.org/10.1002/ecs2.2669>
- Lenzner, B., Leclère, D., Franklin, O., Seebens, H., Roura-Pascual, N., Obersteiner, M., ... Essl, F. (2019). A framework for global twenty-first century scenarios and models of biological invasions. *BioScience*, 69, 697–710. <https://doi.org/10.1093/biosci/biz070>
- Lutz, W., Butz, W. P., & Samir, K. C. (2014). *World population & human capital in the twenty-first century*. Oxford, UK: Oxford University Press.
- MacMillan, D. C., & Marshall, K. (2006). The Delphi process – An expert-based approach to ecological modelling in data-poor environments. *Animal Conservation*, 9, 11–19. <https://doi.org/10.1111/j.1469-1795.2005.00001.x>
- Mastrandrea, M. D., Mach, K. J., Plattner, G. K., Edenhofer, O., Stocker, T. F., Field, C. B., ... Matschoss, P. R. (2011). The IPCC AR5 guidance note on consistent treatment of uncertainties: A common approach across the working groups. *Climatic Change*, 108, 675–691. <https://doi.org/10.1007/s10584-011-0178-6>
- Melia, N., Haines, K., & Hawkins, E. (2016). Sea ice decline and 21st century trans-Arctic shipping routes. *Geophysical Research Letters*, 43, 9720–9728. <https://doi.org/10.1002/2016GL069315>
- Miller, A. W., & Ruiz, G. M. (2014). Arctic shipping and marine invaders. *Nature Climate Change*, 4, 413–416. <https://doi.org/10.1038/nclimate2244>
- Moss, R. H., Edmonds, J. A., Hibbard, K. A., Manning, M. R., Rose, S. K., Van Vuuren, D. P., ... Wilbanks, T. J. (2010). The next generation of scenarios for climate change research and assessment. *Nature*, 463, 747–756. <https://doi.org/10.1038/nature08823>
- Núñez, M. A., Barlow, J., Cadotte, M., Lucas, K., Newton, E., Pettorelli, N., & Stephens, P. A. (2019). Assessing the uneven global distribution of readership, submissions and publications in applied ecology: Obvious problems without obvious solutions. *Journal of Applied Ecology*, 56, 4–9. <https://doi.org/10.1111/1365-2664.13319>
- Pergl, J., Pyšek, P., Bacher, S., Essl, F., Genovesi, P., Harrower, C. A., ... Nentwig, W. (2017). Troubling travellers: Are ecologically harmful alien species associated with particular introduction pathways? *NeoBiota*, 32, 1–20. <https://doi.org/10.3897/neobiota.32.10199>
- Pickering, C. M., Bear, R., & Hill, W. (2007). Indirect impacts of nature based tourism and recreation: The association between infrastructure and the diversity of exotic plants in Kosciuszko National Park, Australia. *Journal of Ecotourism*, 6, 146–157. <https://doi.org/10.2167/joe162.0>
- Preston, D. L., Hedman, H. D., & Johnson, P. T. J. (2018). Nutrient availability and invasive fish jointly drive community dynamics in an experimental aquatic system. *Ecosphere*, 9, e02153. <https://doi.org/10.1002/ecs2.2153>
- Pyšek, P., Jarošík, V., Hulme, P. E., Kühn, I., Wild, J., Arianoutsou, M., ... Winter, M. (2010). Disentangling the role of environmental and human pressures on biological invasions across Europe. *Proceedings of the National Academy of Sciences of the United States of America*, 107, 12157–12162. <https://doi.org/10.1073/pnas.1002314107>
- Pyšek, P., Manceur, A. M., Alba, C., McGregor, K. F., Pergl, J., Štajerová, K., ... Kühn, I. (2015). Naturalization of central European plants in North America: Species traits, habitats, propagule pressure, residence time. *Ecology*, 96, 762–774. <https://doi.org/10.1890/14-1005.1>
- Reaser, J. K., Meyerson, L. A., & von Holle, B. (2008). Saving camels from straws: How propagule pressure-based prevention policies can

- reduce the risk of biological invasion. *Biological Invasions*, 10, 1085–1098. <https://doi.org/10.1007/s10530-007-9186-x>
- Rech, S., Borrell, Y., & García-Vazquez, E. (2016). Marine litter as a vector for non-native species: What we need to know. *Marine Pollution Bulletin*, 113, 40–43. <https://doi.org/10.1016/j.marpolbul.2016.08.032>
- Reino, L., Figueira, R., Beja, P., Araújo, M. B., Capinha, C., & Strubbe, D. (2017). Networks of global bird invasion altered by regional trade ban. *Science Advances*, 3, 1–9. <https://doi.org/10.1126/sciadv.1700783>
- Ricciardi, A., Blackburn, T. M., Carlton, J. T., Dick, J. T. A., Hulme, P. E., Iacarella, J. C., ... Aldridge, D. C. (2017). Invasion science: A horizon scan of emerging challenges and opportunities. *Trends in Ecology & Evolution*, 32, 464–474. <https://doi.org/10.1016/j.tree.2017.03.007>
- Rigaud, K. K., Sherbinin, A. D., Jones, B., Bergmann, J., Clement, V., Ober, K., ... Midgley, A. (2018). *Groundswell - Preparing for internal climate migration*. Washington, DC: World Bank.
- Rodda, G. H., Fritts, T. H., & Conry, P. J. (1992). Origin and population growth of the brown tree snake, *Boiga irregularis*, on Guam. *Pacific Science*, 46, 46–57.
- Roura-Pascual, N., Richardson, D. M., Chapman, R. A., Hichert, T., & Krug, R. M. (2011). Managing biological invasions: Charting courses to desirable futures in the Cape Floristic Region. *Regional Environmental Change*, 11, 311–320. <https://doi.org/10.1007/s10113-010-0133-5>
- Rowland, E. R., Cross, M. S., & Hartmann, H. (2014). Considering multiple futures: Scenario planning to address uncertainty in natural resource conservation. *The United States Fish and Wildlife Service Washington, DC*. Retrieved from <https://www.fws.gov/home/feature/2014/pdf/FinalScenarioPlanningDocument.pdf>
- Roy, H. E., Bacher, S., Essl, F., Adriaens, T., Aldridge, D. C., Bishop, J. D. D., ... Rabitsch, W. (2018). Developing a list of invasive alien species likely to threaten biodiversity and ecosystems in the European Union. *Global Change Biology*, 25, 1032–1048. <https://doi.org/10.1111/gcb.14527>
- Sala, O. E., Chapin, F. S. III, Armesto, J. J., Berlow, E., Bloomfield, J., Dirzo, R., ... Hall, D. H. (2000). Global biodiversity scenarios for the year 2100. *Science*, 287, 1770–1774. <https://doi.org/10.1126/science.287.5459.1770>
- Sardain, A., Sardain, E., & Leung, B. (2019). Global forecasts of shipping traffic and biological invasions to 2050. *Nature Sustainability*, 2, 274–282. <https://doi.org/10.1038/s41893-019-0245-y>
- Seebens, H. (2019). Invasion ecology: Expanding trade and the dispersal of alien species. *Current Biology*, 29, R120–R122. <https://doi.org/10.1016/j.cub.2018.12.047>
- Seebens, H., Blackburn, T. M., Dyer, E. E., Genovesi, P., Hulme, P. E., Jeschke, J. M., ... Essl, F. (2017). No saturation in the accumulation of alien species worldwide. *Nature Communications*, 8, 14435. <https://doi.org/10.1038/ncomms14435>
- Seebens, H., Blackburn, T. M., Dyer, E. E., Genovesi, P., Hulme, P. E., Jeschke, J. M., ... Essl, F. (2018). Global rise in emerging alien species results from increased accessibility of new source pools. *Proceedings of the National Academy of Sciences of the United States of America*, 115, E2264–E2273. <https://doi.org/10.1073/pnas.1719429115>
- Seebens, H., Essl, F., Dawson, W., Fuentes, N., Moser, D., Pergl, J., ... Blasius, B. (2015). Global trade will accelerate plant invasions in emerging economies under climate change. *Global Change Biology*, 21, 4128–4140. <https://doi.org/10.1111/gcb.13021>
- Shackleton, R. T., Shackleton, C. M., & Kull, C. A. (2019). The role of invasive alien species in shaping local livelihoods and human well-being: A review. *Journal of Environmental Management*, 229, 145–157. <https://doi.org/10.1016/j.jenvman.2018.05.007>
- Simberloff, D., Martin, J.-L., Genovesi, P., Maris, V., Wardle, D. A., Aronson, J., ... Vilà, M. (2013). Impacts of biological invasions: What's what and the way forward. *Trends in Ecology & Evolution*, 28, 58–66. <https://doi.org/10.1016/j.tree.2012.07.013>
- Sutherland, W. J., Butchart, S. H. M., Connor, B., Culshaw, C., Dicks, L. V., Dinsdale, J., ... Gleave, R. A. (2018). A 2018 horizon scan of emerging issues for global conservation and biological diversity. *Trends in Ecology & Evolution*, 33, 47–58. <https://doi.org/10.1016/j.tree.2017.11.006>
- United Nations. (2016). *Transforming our world: The 2030 agenda for sustainable development*. New York. Retrieved from <https://sustainabledevelopment.un.org/content/documents/21252030%20Agenda%20for%20Sustainable%20Development%20web.pdf>
- UNWTO. (2018). *UNWTO tourism highlights: 2018 edition*. World Tourism Organization (UNWTO). Retrieved from <https://www.e-unwto.org/doi/pdf/10.18111/9789284419876>
- Uusitalo, L. (2007). Advantages and challenges of Bayesian networks in environmental modelling. *Ecological Modelling*, 203, 312–318. <https://doi.org/10.1016/j.ecolmodel.2006.11.033>
- van Kleunen, M., Dawson, W., Essl, F., Pergl, J., Winter, M., Weber, E., ... Pyšek, P. (2015). Global exchange and accumulation of non-native plants. *Nature*, 525, 100–103. <https://doi.org/10.1038/nature14910>
- van Kleunen, M., Essl, F., Pergl, J., Brundu, G., Carboni, M., Dullinger, S., ... Dehnen-Schmutz, K. (2018). The changing role of ornamental horticulture in alien plant invasions. *Biological Reviews*, 93, 1421–1437. <https://doi.org/10.1111/brv.12402>
- Vilà, M., Espinar, J. L., Hejda, M., Hulme, P. E., Jarošík, V., Maron, J. L., ... Pyšek, P. (2011). Ecological impacts of invasive alien plants: A meta-analysis of their effects on species, communities and ecosystems. *Ecology Letters*, 14, 702–708. <https://doi.org/10.1111/j.1461-0248.2011.01628.x>
- Walther, G.-R., Roques, A., Hulme, P. E., Sykes, M. T., Pyšek, P., Kühn, I., & Zobel, M. (2009). Alien species in a warmer world: risks and opportunities. *Trends in Ecology and Evolution*, 24, 686–693. <https://doi.org/10.1016/j.tree.2009.06.008>
- Winter, M., Schweiger, O., Klotz, S., Nentwig, W., Andriopoulos, P., Arianoutsou, M., ... Kühn, I. (2009). Plant extinctions and introductions lead to phylogenetic and taxonomic homogenization of the European flora. *Proceedings of the National Academy of Sciences of the United States of America*, 106, 21721–21725. <https://doi.org/10.1073/pnas.0907088106>
- Wonham, M. J., Byers, J. E., Grosholz, E. D., & Leung, B. (2013). Modeling the relationship between propagule pressure and invasion risk to inform policy and management. *Ecological Applications*, 23, 1691–1706. <https://doi.org/10.1890/12-1985.1>

SUPPORTING INFORMATION

Additional supporting information may be found online in the Supporting Information section.

How to cite this article: Essl F, Lenzner B, Bacher S, et al. Drivers of future alien species impacts: An expert-based assessment. *Glob Change Biol*. 2020;26:4880–4893. <https://doi.org/10.1111/gcb.15199>