

Edith Cowan University
Research Online

ECU Publications Post 2013

2020

Implementation, mechanisms of impact and key contextual factors involved in outcomes of the Modification of Diet, Exercise and Lifestyle (MODEL) randomised controlled trial in Australian adults: Protocol for a mixed-method process evaluation

Reindolf Anokye
Edith Cowan University

Simone Radavelli-Bagatini
Edith Cowan University

Catherine P. Bondonno
Edith Cowan University

Marc Sim
Edith Cowan University

Lauren C. Blekkenhorst
Edith Cowan University

See next page for additional authors

Follow this and additional works at: <https://ro.ecu.edu.au/ecuworkspost2013>

 Part of the [Medicine and Health Sciences Commons](#)

[10.1136/bmjopen-2019-036395](https://doi.org/10.1136/bmjopen-2019-036395)





Anokye, R., Radavelli-Bagatini, S., Bondonno, C. P., Sim, M., Blekkenhorst, L. C., Connolly, E., ... & Szulc, P. (2020). Implementation, mechanisms of impact and key contextual factors involved in outcomes of the Modification of Diet, Exercise and Lifestyle (MODEL) randomised controlled trial in Australian adults: protocol for a mixed-method process evaluation. *BMJ open*, *10*(11), e036395. <https://doi.org/10.1136/bmjopen-2019-036395>

This Journal Article is posted at Research Online.
<https://ro.ecu.edu.au/ecuworkspost2013/9055>

Authors

Reindolf Anokye, Simone Radavelli-Bagatini, Catherine P. Bondonno, Marc Sim, Lauren C. Blekkenhorst, Emma Connolly, Nicola P. Bondonno, John T. Schousboe, Richard Woodman, Kun Zhu, Pawel Zhu, Ben Jackson, James Dimmock, Markus P. Schlaich, Kay L. Cox, Douglas P. Kiel, Wai H. Lim, Amanda Devine, Peter L. Thompson, Jenny Gianoudis, Belinda De Ross, Robin M. Daly, Jonathan M. Hodgson, Joshua Lewis, and Mandy Stanley

BMJ Open Implementation, mechanisms of impact and key contextual factors involved in outcomes of the Modification of Diet, Exercise and Lifestyle (MODEL) randomised controlled trial in Australian adults: protocol for a mixed-method process evaluation

Reindolf Anokye ¹, Simone Radavelli-Bagatini ¹, Catherine P Bondonno,^{1,2} Marc Sim ^{1,2}, Lauren C Blekkenhorst,^{1,2} Emma Connolly,¹ Nicola P Bondonno,^{1,2} John T Schousboe,³ Richard Woodman,⁴ Kun Zhu,^{2,5} Pawel Szulc,⁶ Ben Jackson,⁷ James Dimmock,⁸ Markus P Schlaich,² Kay L Cox,² Douglas P Kiel,⁹ Wai H Lim,^{2,10} Amanda Devine,¹ Peter L Thompson,¹¹ Jenny Gianoudis,¹² Belinda De Ross,¹² Robin M Daly,¹² Jonathan M Hodgson,^{1,2} Joshua R Lewis,^{1,2,13} Mandy Stanley ¹

To cite: Anokye R, Radavelli-Bagatini S, Bondonno CP, *et al.* Implementation, mechanisms of impact and key contextual factors involved in outcomes of the Modification of Diet, Exercise and Lifestyle (MODEL) randomised controlled trial in Australian adults: protocol for a mixed-method process evaluation. *BMJ Open* 2020;**10**:e036395. doi:10.1136/bmjopen-2019-036395

► Prepublication history and supplemental material for this paper are available online. To view these files, please visit the journal online (<http://dx.doi.org/10.1136/bmjopen-2019-036395>).

Received 13 December 2019
Revised 03 August 2020
Accepted 20 October 2020



► <http://dx.doi.org/10.1136/bmjopen-2019-036395>



© Author(s) (or their employer(s)) 2020. Re-use permitted under CC BY-NC. No commercial re-use. See rights and permissions. Published by BMJ.

For numbered affiliations see end of article.

Correspondence to

Reindolf Anokye;
ranokye@our.ecu.edu.au

ABSTRACT

Introduction The Modification of Diet, Exercise and Lifestyle (MODEL) study aims to examine the impact of providing visualisation and pictorial representation of advanced structural vascular disease (abdominal aortic calcification), on 'healthful' improvements to diet and lifestyle. This paper reports the protocol for the process evaluation for the MODEL study.

Methods and analysis The overall aim of the process evaluation is to understand the processes that took place during participation in the MODEL study trial and which elements were effective or ineffective for influencing 'healthful' behavioural change, and possible ways of improvement to inform wider implementation strategies. A mixed-method approach will be employed with the use of structured questionnaires and semistructured in-depth interviews. All 200 participants enrolled in the trial will undertake the quantitative component of the study and maximum variation sampling will be used to select a subsample for the qualitative component. The sample size for the qualitative component will be determined based on analytical saturation. Interviews will be digitally recorded and transcribed verbatim. Qualitative data will be analysed thematically and reported according to the Consolidated Criteria for Reporting Qualitative Research (COREQ) guidelines.

Ethics and dissemination The MODEL study process evaluation has received approval from Edith Cowan University Human Research Ethics Committee (Project Number: 20513 HODGSON). Written informed consent will be obtained from all participants before they are included in the study. The study results will be shared with the individuals and institutions associated with this study as well as academic audiences through

Strengths and limitations of this study

- A comprehensive evaluation of all components/elements of a complex intervention will be achieved using a mixed-methods approach.
- Maximum variation sampling will be used to select participants for interview to maximise the diversity relevant to the research objectives.
- A reliable method of inquiry will be employed using standardised set of questions for the survey (quantitative component).
- Qualitative findings will give rich insights into perspectives of participants engaged in the Modification of Diet, Exercise and Lifestyle study intervention.
- A limitation of this study is the risk of recall bias (unintentional and intentional responder bias) due to poor memory or the life-threatening/life-changing nature of cardiovascular disease.

peer-reviewed publication and probable presentation at conferences.

Trial registration number ACTRN12618001087246.

INTRODUCTION

Suboptimal lifestyle choices and risky behaviours are the leading causes of atherosclerosis which, in turn, precipitates most cardiovascular disease (CVD) events, such as heart attacks and strokes.^{1–3} Most CVD-related events can be prevented or delayed by improvements to lifestyle factors including



diet, physical activity and the cessation of smoking.² Despite the known benefits of these factors, few people take up or adhere to existing lifestyle recommendations. Therefore, strategies to encourage individuals to initiate and adhere to long-term dietary and lifestyle changes are urgently needed. One strategy that offers promise in this regard is to provide individuals with visual information about their blood vessel health using vascular imaging modalities. New technologies have enabled information about blood vessel health to be provided to study participants,⁴⁻⁷ and a randomised controlled trial (RCT) of the impact of such information on behaviour change is forthcoming. This RCT holds great promise for modifying behaviour in older individuals with no history of clinical CVD. The purpose of this protocol is to overview the process evaluation that will be embedded within the Modification of Diet, Exercise and Lifestyle (MODEL) randomised control trial.

Critics of RCTs contend that there's a set of 'positivist' assumptions that drive RCTs which are discordant with understanding the context of complex interventions.⁸ Berwick,⁹ Clark *et al*,¹⁰ Pawson and Tilley¹¹ opined that there is an oversimplification of cause and effect in RCTs of complex interventions and investigators often ignore the agency of participants and implementers as well as the context in which the intervention is experienced and implemented. There is emerging evidence to support the line of reasoning that a more critical realist framework should guide the conduct of RCTs of complex interventions. This will enable methods to be applied and interpreted critically while social realities are viewed as valid objects of scientific study.¹² The Medical Research Council (MRC) framework^{13 14} does not support the arguments against RCTs but acknowledges that 'effect sizes' alone are not sufficient, and that process evaluations should be conducted alongside of RCTs to limit biases when estimating effects. Process evaluations provide insight into implementation processes and mechanisms of impact in complex interventions, assisting with interpretation of overall study outcomes.^{13 15 16} They can also provide detailed information that could support the interpretation of causality by a systematic reviewer, practitioner or policymaker.^{13 14} Process evaluations have been demonstrated to be useful at the time of explaining trial results for complex interventions.¹⁷⁻²⁰

For example, van Dongen *et al*¹⁷ used a comprehensive process evaluation plan to examine the delivery and receipt of a diabetes prevention intervention by evaluating the intervention components that contributed to effective prevention of type 2 diabetes.¹⁷ They concluded that it is feasible to implement a diabetes prevention intervention in Dutch primary healthcare after completion and reporting results of the process evaluation.¹⁷ Another process evaluation assessed the quality of the execution of a programme for a self-management intervention for people with polyarthritis from the participants' perspective.¹² The process evaluation results identified the extent to which specific exercises and programme were highly

valued and therefore the need to use various components such as writing exercises, use of role models and combined individual trajectory and group training to create an attractive intervention for a broad audience.¹⁸ Also, the ProActive study (a physical activity intervention) process evaluation^{19 20} identified various reasons for trial outcomes using an explicit a priori hypothesised causal model while the Welsh National Exercise Referral Scheme intervention²¹ process evaluation reported that there were limitations in communication, training and support which impacted the fidelity of some components.²¹ Moreover, a process evaluation for an adolescent sexual health programme intervention in Tanzania reported the extent to which young people were engaged with the programme and quality of programme implementation.²² All of these process evaluation examples have reported on the impact of contextual factors on the effectiveness of an intervention²² as well as contextual factors and implementers' actions that shaped delivery²¹ and the fidelity of implementation¹⁹ using mixed-methods^{21 22} or quantitative approaches.¹⁹

This study will evaluate the implementation, mechanisms of impact and key contextual factors involved in outcomes of the MODEL study using a mixed-method approach. This will enable the investigators to better understand how and why the intervention was effective or ineffective, as well as identify contextual factors involved in outcomes to inform wider implementation strategies. It will also be useful in the interpretation of trial results.

The MODEL study

The MODEL study will investigate whether providing individuals with visualisation and pictorial representation of structural vascular disease in the abdominal aorta can influence short-term fruit and vegetable intake (primary outcome), adherence to other dietary recommendations (eg, sodium, fibre, whole grains, seeds and nuts intake), physical activity, gut health, physical function and psycho-emotional and mental health outcomes (motivation to initiate behavioural change, perceived risk of CVD, depression, quality of life). All participants will have their abdominal aortic calcification (AAC) assessed from a lateral spine image captured using dual-energy X-ray absorptiometry at baseline. The MODEL study will include a total of 200 (n=100 control group; n=100 intervention group) ambulant community-dwelling Australian men and women, aged 60–80 years, recruited from the general population in metropolitan Perth, Melbourne and surrounding areas in Australia. A detailed explanation of the methods for the MODEL study is provided in the protocol for the MODEL study (Radavelli-Bagatini *et al* in press).

Process evaluation

The process evaluation will ascertain the participants' views on the counselling session (including information about atherosclerosis and diet and lifestyle advice provided in videos and summarised in a booklet) and reaction to

their blood vessel disease results (image and illustrative information). It will also be useful in terms of evaluating the factors in the community, socioeconomic context, participant characteristics or other situational issues, that may influence the process of changing behaviour. This will inform future methods, intervention designs and theories^{23–25} in addition to ascertaining the direction of the intervention's key components to produce the anticipated results.^{13 14}

Aim

The overall aim of the process evaluation is to understand the processes that took place during participation in the MODEL study trial and which elements were effective or ineffective for influencing 'healthful' behavioural change, and possible ways of improvement to inform wider implementation strategies.

Specific objectives :

1. To evaluate the resources, structures and the procedures used to deliver the MODEL study intervention from the perspective of participants.
2. To assess participants' responses to the MODEL study intervention and mediating processes which may influence the process of changing behaviour and subsequent changes in outcomes.
3. To better understand the contribution of external factors which may influence intervention outcomes (ie, behaviour change).

The research objectives for the process evaluation were structured around the three domains of implementation, mechanisms of impact and context. This is required to assess the intervention using a standardised process evaluation framework.¹⁴ The conceptual framework will aid us to address the three objectives of the process evaluation.

Conceptual Framework for the Process Evaluation

This process evaluation design was informed by the guidance for process evaluations as specified by the MRC.^{13 14} Specifically, the process evaluation will examine three key features—implementation, mechanisms of impact and context—to understand the processes through which one can achieve outcomes (figure 1). Table 1 further illustrates the domain/constructs, objectives and how the objectives will be addressed.

PROCESS EVALUATION METHODS

Design considerations

The intervention is expected to influence behavioural change based on certain mediators/moderators such as perceptions of severity and susceptibility. Factors in the community, social/political context or other situational issues have been associated with tobacco use, physical inactivity and poor diet.^{26–31} Therefore, in the course of the intervention, situations which may influence the outcome of the intervention such as family, friends,

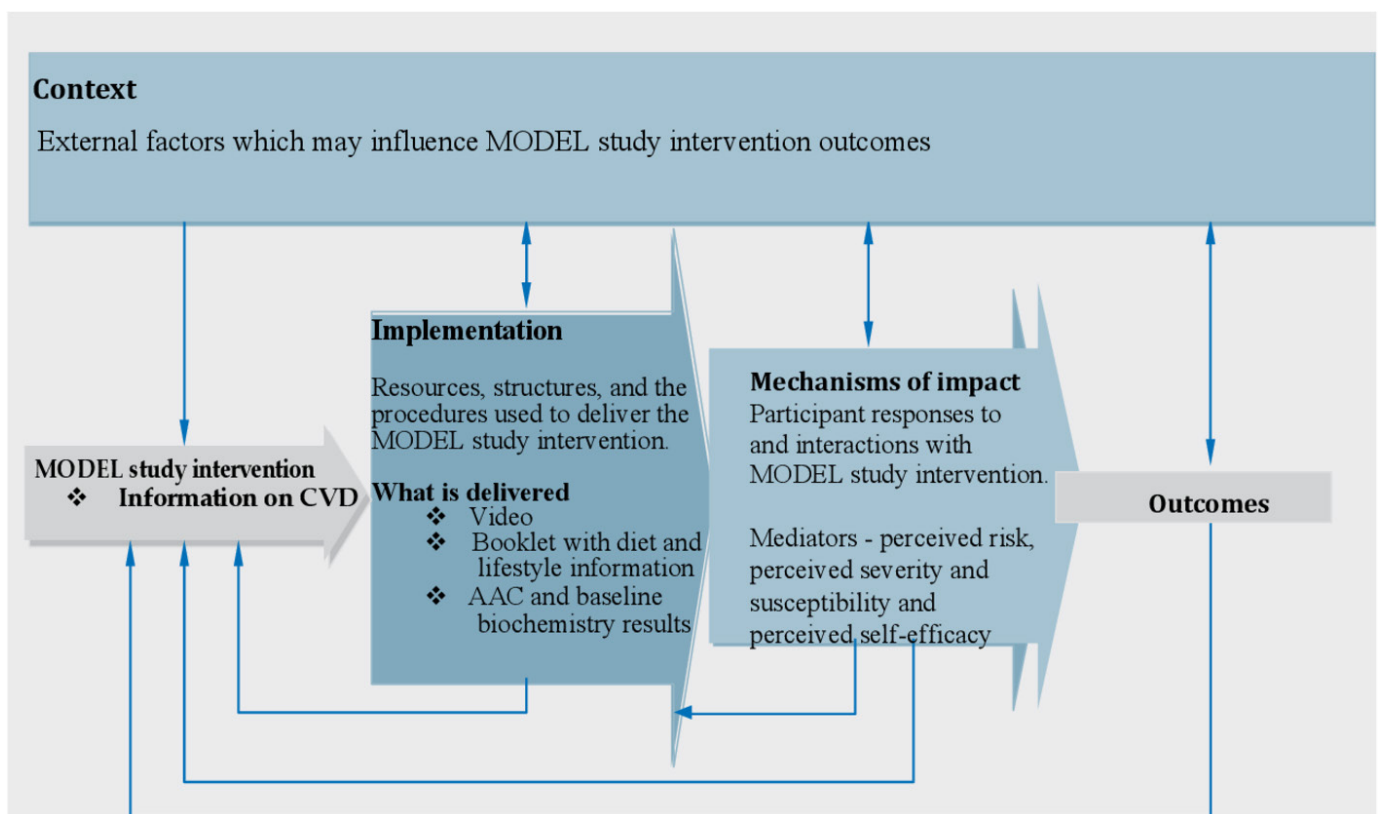


Figure 1 Key functions of MODEL study process evaluation and relations among them. Adapted from Moore *et al*¹⁴ and modified for the MODEL study process evaluation. AAC, abdominal aortic calcification; CVD, cardiovascular disease; MODEL, Modification of Diet, Exercise and Lifestyle.

Table 1 Domain/constructs, objectives and how the objectives will be addressed

Domain/constructs	Description of domains/constructs	Objectives	How the objectives will be addressed
Implementation	The structures, resources and the procedures used to deliver the intervention.	To evaluate the resources, structures, and the procedures used to deliver the MODEL study intervention from the perspective of participants.	Explore participants' views on the clarity of information in the videos, counselling process and any other materials or resources provided during participation.
Mechanisms of impact	Participant responses to the intervention and mediating processes that may influence subsequent changes in outcomes.	To assess participants' responses to the MODEL study intervention and mediating processes which may influence the process of changing behaviour and subsequent changes in outcomes.	<ol style="list-style-type: none"> 1. Response to intervention—Gathering information on participants' reaction to their level and extent of their blood vessel disease results (image and illustrative information), videos and cardiovascular risk factors. 2. Mediators—Gathering information related to perceived risk of CVD, perceptions of CVD severity and susceptibility and perceived self-efficacy.
Context	External factors that may influence intervention implementation	To better understand the contribution of external factors which may influence intervention outcomes (ie, behavioural change).	Identify participant characteristics (age, gender, employment status), community, socioeconomic status or other situational issues outside of the intervention such as influence from family and friends, information from their general practitioner, as well as access to information (internet, social media) that support change (or not).

CVD, cardiovascular disease; MODEL, Modification of Diet, Exercise and Lifestyle.

general practitioner (GP), cultural differences, finances as well as access to information (internet, social media) will be part of the context to be explored. Participants perceived risk of CVD, perceptions of CVD severity and susceptibility and perceived self-efficacy is also expected to be key mediators of behaviour change. While we anticipate that these influences will be relevant contextual factors and mediators/moderators, we remain open to other potential contextual factors and mediators/moderators obtained from the qualitative interviews where participants describe their experiences in their own words. Health-related behavioural change will be explained and predicted in this study using the social-psychological health behavioural change model known as the Health Belief Model.³²

Overall design

The process evaluation will employ a mixed-method approach using both qualitative and quantitative methods of data collection and analysis. This will include the use of a structured questionnaire and semistructured in-depth interviews (to be administered to participants). There are several reasons for focusing on the perspectives of participants. The intervention is intended to act on the perspective of participants; their perception of the effectiveness of the components is critical to identify key components and effective techniques. In other words, the intervention is likely to depend on participants' interpretations of, and

reactions to, the intervention; hence, it is important to consider those perspectives. Also, the participants will not be passive receivers of the intervention and it will likely influence their circumstances, attitudes, beliefs, social norms and resources.¹⁴

All participants recruited for the MODEL study will respond to a questionnaire that has been designed for the process evaluation. Maximum variation sampling (also known as maximum diversity sampling or maximum heterogeneity sampling),³³ a form of purposeful sampling, will be used to select participants with characteristics that maximise the diversity relevant to the research objectives. This sampling will be used to assess what influences behaviour change among participants at Perth and Melbourne study sites. Participant characteristics such as ethnicity/culture, age, profession, household income as well as sources of income will be considered in the selection. The sample size will be determined based on analytical saturation.³⁴ This is commonly taken to indicate that, based on the data that have been collected or analysed, further data collection and/or analysis are unnecessary.³⁴ We anticipate achieving saturation with 15–20 trial participant interviews.

The research team will be composed of investigators with diverse backgrounds, such as psychology, nutrition, exercise physiology, social work, with some being part of the core team of the RCT (MODEL study).

Table 2 Methods for objectives

Objective	Sample	Data collection tool	Stage of trial
1. To evaluate the resources, structures, and the procedures used to deliver the MODEL study intervention from the perspective of participants.	15–20 trial participant interviews. The actual sample size will be dependent on the point of saturation	A semistructured interview guide (online supplemental appendix 1)	Post-baseline intervention—1 month after participants complete the baseline component of the intervention
2. To assess participants responses to the MODEL study intervention and mediating processes which may influence subsequent changes in outcomes.	(a) All 200 participants (survey—quantitative component) (b) 15–20 trial participants interviews	(a) Questionnaire (Mediators-perceived risk of CVD, perceptions of CVD severity and susceptibility and perceived self-efficacy online supplemental appendix 2) (b) A semistructured interview (Responses to intervention)	(a) Post-baseline intervention—immediately after participants complete their baseline counselling session (b) Post-baseline intervention—1 month after participants complete the baseline component of the intervention
3. To better understand the contribution of the external factors which may influence intervention implementation (ie, behaviour change).	(a) All 200 participants (survey—quantitative component) (b) 15–20 trial participant interviews	(a) Questionnaire (Demographic characteristics). (b) A semistructured interview (community, social/political, family or other situational issues outside of the intervention).	(a) Pre-baseline intervention (b) Post-baseline intervention—1 month after participants complete the baseline component of the intervention

CVD, cardiovascular disease; MODEL, Modification of Diet, Exercise and Lifestyle.

Data Collection

Qualitative data will be collected using a semi-structured in-depth interview. A semistructured interview guide (online supplemental appendix 1) will be used to enquire about experiences of participants in terms of clarity of information, counselling, reaction to their blood vessel disease results (image and illustrative information) and cardiovascular risk factors. Interviews will be conducted approximately 1 month after participants complete the baseline component of the intervention. Participants must complete a 30 min counselling session at baseline (including watching three educational videos, receiving a booklet with diet and lifestyle information), and receive their AAC results and baseline biochemistry results. Quantitative data will be collected using a questionnaire (Postcounselling health status questionnaire—online supplemental appendix 2). This questionnaire will be used to obtain information on the perceived risk of CVD, perceptions of CVD severity and susceptibility and perceived self-efficacy. It will be administered immediately after participants complete their baseline counselling session.

The use of semistructured interviews will provide flexibility in exploring relevant and interesting matters as raised by participants. This will enable prespecified areas to be explored and remain open to exploring other ideas and thoughts that will arise in the interview.³⁵ Table 2 presents information on study objectives, sample, data collection tools and what data will be gathered at each stage of the trial.

All consenting trial participants will be invited to respond to a questionnaire with a sub-sample invited to participate in an interview.

Investigators involved in data collection will discuss the aims of the questionnaire/interviews and provide information on any potential benefits and harm of participation. Participants will be assured of the confidentiality of the information they will provide. Interviews will be conducted at a mutually convenient site. The first author will administer the questionnaires and conduct the interviews. Each interview will be audio recorded and transcribed verbatim later.

The research team will develop the questionnaire, and the interview guide based on the objectives of the process evaluation, secondary data on the topic and further discussions and brainstorming among the research team. The questionnaire and interview guides will be piloted in the initial stages of the study to assess suitability for the study. As suggested by Given³⁶, interview guides will be amended as necessary by the research team.

Management of data

Questionnaire data will be entered into SPSS V.21.0 data management and analysis software. Interviews will be digitally recorded and transcribed verbatim. All identifying aspects will be removed to maintain anonymity and confidentiality and pseudonyms will be assigned.

Analysis

The quantitative data will be analysed using SPSS (V. 21.0). The analysed data will be organised into frequency tables and represented on pie charts and tables. The analysis of the primary data will be entirely descriptive (summaries, frequencies and cross-tabulation tables).

The qualitative data will be analysed thematically. The analysis and interpretation of the interviews will be

guided by Huberman and Miles's framework for thematic content analysis.³⁷ The stages will involve the identification of meaning units, an initial grouping of meaning units into categories, and the creation of emergent category names. Following this stage, initial themes will be developed using a constant comparison method to ensure those meaning units are reflective of emergent themes. This will also focus on examining intra-theme coherence/consistency and intertheme distinctiveness. The first author will lead the analysis and other authors will review that analysis and NVivo V.12 software will be used to assist the data analysis. Using this software will enable the investigators to examine themes and structure in the content as well as visualise the findings and support findings with detailed evidence. An experienced qualitative researcher (MSt) will be engaged for peer debriefing and member checking will be conducted to enhance rigour. Investigators undertaking the MODEL RCT's assessment and counselling (SR-B, CPB, MSi, LB, EC, JTS, MPS, JG and BDR) will not be involved in the process evaluation data analysis or interpretation. Qualitative data will be collected and reported according to COREQ guidelines.³⁸

Integration of process and outcomes data

Survey data on contextual factors (participant characteristics) and mediators (perceived risk of CVD, perceptions of CVD severity and susceptibility and perceived self-efficacy) will be analysed prior to analysis of outcome data. After the interviews (on the impact of contextual factors such as family, GP, etc) are conducted and analysed, the process evaluation investigators will be able to conclude that the MODEL study intervention has been successful by communicating clear information on CVD risk and prompting lifestyle/behavioural change. The process data will also highlight the role of contextual factors and mediators enabling participants to change lifestyle/behaviour or not. These data will be used for post hoc explanation after trial outcomes are known.

DISCUSSION

This is a detailed protocol for a process evaluation embedded within a randomised control trial, the MODEL study. The process evaluation will provide useful information on the MODEL study intervention and how and why the key components/elements (provision of information on CVD risk) impacted on lifestyle/behaviour change or not. This process evaluation will complement and add value to the MODEL study by providing a better insight into study results. The investigators of the MODEL study will, therefore, be confident after the report of the process evaluation data that it is feasible or otherwise to use similar approaches to conduct this type of study or influence lifestyle/behavioural change. The researchers will also derive insight into possible methods for improvement to inform wider implementation strategies as demonstrated in previous process evaluations.^{17 18 39}

This process evaluation will employ a comprehensive approach to evaluate the resources, structures, and the procedures used to deliver the MODEL study intervention. Interviews will be conducted to gather information on participants experiences throughout the intervention. This would be useful in identifying reasons for lack of intervention effect (if any) or any significant changes in lifestyle/behaviour. This is in contrast with some other process evaluations such as the ProActive study (a physical activity intervention)^{19 20}, which did not include any qualitative component to identify reasons for lack of intervention effect and a significant increase in physical activity among participants.^{19 20}

Although a mixed-method approach was employed for the process evaluation for the Welsh National Exercise Referral Scheme intervention,²¹ the logic model focused more on links between intervention activities and mechanisms of impact and only limited focus on delivery mechanisms. The MODEL study process evaluation aims to focus equally on delivery mechanisms (ie, application of resources such as videos and counselling to ensure implementation), intervention components, mechanisms of impact and intended outcomes (behavioural change).

The MODEL study process evaluation also aims to gather extensive data on theoretical determinants of behaviour change such as risk perception and self-efficacy. However, a process evaluation for an adolescent sexual health programme intervention in Tanzania²² gathered inadequate data on the impact of the intervention on the theoretical determinants of behavioural change.

Evaluating and reporting what works for which group and what constitutes an effective intervention is an essential consideration for practitioners, researchers and policymakers.^{40 41} The MODEL study process evaluation will contribute to existing knowledge and understanding of the processes that took place during participation in the MODEL study trial. It will also serve as a guide for future studies that will be conducted for such complex trials.

STRENGTHS AND LIMITATIONS

This study will employ a comprehensive mixed-method approach to evaluate the resources, structures and the procedures used to deliver the MODEL study intervention. The process evaluation will assess participants responses to the MODEL study intervention and mediating processes which may influence subsequent changes in outcomes and identify key contextual (external) factors which may influence the process of changing behaviour. Core intervention components that were effective in influencing lifestyle/behavioural change will be identified, forming the basis for guidance for replication in future studies and implementation in other programmes.

This process evaluation will not evaluate the fidelity of the MODEL study and the associated challenges in delivery from the perspective of the study investigators. Another limitation is the risk of recall bias specifically referring to responder bias (unintentional or intentional)

or possible difficulties on the part of participants recalling all information gathered from the intervention. Unintentional responder bias may be attributed to incomplete or poor memory recall and intentional responder bias may be attributed to embarrassment with admitting truth about previous event or nature of disease under investigation. The MODEL study intervention will use several resources and procedures in its delivery and it is anticipated that recalling all information gathered from the intervention may be a challenge. Also, some participants may intentionally give inaccurate details about their lifestyle/behavioural change due to the life-threatening/life-changing nature of CVD or embarrassment associated with not changing behaviour.

ETHICS AND DISSEMINATION

The MODEL study process evaluation has received approval from the relevant Ethics Committee (Edith Cowan University Human Research Ethics Committee approval, Project Number: 20513 HODGSON). The study results will be shared with the individuals and institutions associated with this study as well as academic audiences through peer-reviewed publication and presentation at conferences.

Author affiliations

- ¹School of Medical and Health Sciences, Edith Cowan University, Joondalup, Western Australia, Australia
- ²Medical School, University of Western Australia, Perth, Western Australia, Australia
- ³Park Nicollet Osteoporosis Center and Health Partners Institute and Division of Health Policy and Management, University of Minnesota, Minneapolis, Minnesota, USA
- ⁴Flinders Centre for Epidemiology and Biostatistics, Flinders University, Adelaide, South Australia, Australia
- ⁵Department of Endocrinology and Diabetes, Sir Charles Gairdner Hospital, Nedlands, Western Australia, Australia
- ⁶INSERM UMR1033, University of Lyon, Lyon, France
- ⁷School of Human Sciences (Exercise and Sport Science), University of Western Australia, Perth, Western Australia, Australia
- ⁸Department of Psychology, College of Healthcare Sciences, James Cook University, Townsville, Queensland, Australia
- ⁹Hinda and Arthur Marcus Institute for Aging Research, Hebrew Senior Life, Beth Israel Deaconess Medical Center, Harvard Medical School, Boston, Massachusetts, USA
- ¹⁰Department of Renal Medicine, Sir Charles Gairdner Hospital, Perth, Western Australia, Australia
- ¹¹Department of Cardiology, University of Western Australia, Perth, Western Australia, Australia
- ¹²Institute for Physical Activity and Nutrition, School of Exercise and Nutrition Science, Deakin University, Geelong, Victoria, Australia
- ¹³Centre for Kidney Research, Children's Hospital at Westmead, School of Public Health, Sydney Medical School, The University of Sydney, Sydney, New South Wales, Australia

Twitter Amanda Devine @AdMandydevine and Mandy Stanley @stanley_mandy

Contributors RA, SR-B, LCB, MSt., JMH and JRL developed the study concept. RA, MSt., JRL, JMH drafted the manuscript. RA, MSt, JRL, LCB, JD, BJ contributed to the design of the study and are responsible for study coordination. RA, SR-B, JRL, JD, BJ, DPK, JTS and JMH contributed to the design and development of the data collection instruments. RA will implement the protocol as well as oversee the collection of the qualitative data and will code all transcripts. RA and CPB will oversee the collection of the quantitative data. RA, MSt and NPB will be involved in the analysis of quantitative data. RA, SR-B, MSt, CPB, EC, RW, KZ, MSt., WHL, PS,

RMD, KLC, AD, PLT, JG and BDR contributed to the writing of the study content. All authors contributed and approved the final manuscript.

Funding The salary of JRL is supported by a National Heart Foundation of Australia future leader fellowship (102817). DPK's time was supported by a grant from the National Institute of Arthritis, Musculoskeletal and Skin Diseases (R01 AR 41398). The salary of JMH is supported by a National Health and Medical Research Council of Australia Senior Research Fellowship (ID 1116973). The salary of LCB is supported by an NHMRC of Australia Emerging Leadership Investigator Grant (ID: 1172987) and a National Heart Foundation of Australia Post-Doctoral Research Fellowship (ID: 102498). RA is supported by an Australian Government Research Training Program Scholarship (International).

Disclaimer None of the funding agencies had any role in the conduct of the study; collection, management, analysis, or interpretation of the data; or preparation, review, or approval of the manuscript.

Competing interests None declared.

Patient consent for publication Not required.

Provenance and peer review Not commissioned; externally peer reviewed.

Supplemental material This content has been supplied by the author(s). It has not been vetted by BMJ Publishing Group Limited (BMJ) and may not have been peer-reviewed. Any opinions or recommendations discussed are solely those of the author(s) and are not endorsed by BMJ. BMJ disclaims all liability and responsibility arising from any reliance placed on the content. Where the content includes any translated material, BMJ does not warrant the accuracy and reliability of the translations (including but not limited to local regulations, clinical guidelines, terminology, drug names and drug dosages), and is not responsible for any error and/or omissions arising from translation and adaptation or otherwise.

Open access This is an open access article distributed in accordance with the Creative Commons Attribution Non Commercial (CC BY-NC 4.0) license, which permits others to distribute, remix, adapt, build upon this work non-commercially, and license their derivative works on different terms, provided the original work is properly cited, appropriate credit is given, any changes made indicated, and the use is non-commercial. See: <http://creativecommons.org/licenses/by-nc/4.0/>.

ORCID iDs

Reindolf Anokye <http://orcid.org/0000-0002-7669-7057>
 Simone Radavelli-Bagatini <http://orcid.org/0000-0001-6821-5217>
 Marc Sim <http://orcid.org/0000-0001-5166-0605>
 Mandy Stanley <http://orcid.org/0000-0002-7958-5181>

REFERENCES

- 1 Hunter DJ, Reddy KS. Noncommunicable diseases. *N Engl J Med* 2013;369:1336–43.
- 2 Mozaffarian D, Capewell S. United Nations' dietary policies to prevent cardiovascular disease. *British Medical Journal Publishing Group* 2011.
- 3 Artinian NT, Fletcher GF, Mozaffarian D, *et al.* Interventions to promote physical activity and dietary lifestyle changes for cardiovascular risk factor reduction in adults: a scientific statement from the American heart association. *Circulation* 2010;122:406–41.
- 4 Li X, Ma X, Lin J, *et al.* Severe carotid artery stenosis evaluated by ultrasound is associated with post stroke vascular cognitive impairment. *Brain Behav* 2017;7:e00606.
- 5 Giannoukas AD, Chabok M, Spanos K, *et al.* Screening for asymptomatic carotid plaques with ultrasound. *Eur J Vasc Endovasc Surg* 2016;52:309–12.
- 6 Weale AR, Urriza-Rodriguez D. Imaging in vascular disease. *Surgery* 2015;33:308–14.
- 7 Schousboe JT, Lewis JR, Kiel DP. Abdominal aortic calcification on dual-energy X-ray absorptiometry: methods of assessment and clinical significance. *Bone* 2017;104:91–100.
- 8 Marchal B, Westhorp G, Wong G, *et al.* Realist RCTs of complex interventions - an oxymoron. *Soc Sci Med* 2013;94:124–8.
- 9 Berwick DM. The science of improvement. *JAMA* 2008;299:1182–4.
- 10 Clark AM, MacIntyre PD, Cruickshank J. A critical realist approach to understanding and evaluating heart health programmes. *Health* 2007;11:513–39.
- 11 Pawson R, Tilley N. *Realistic evaluation*: SAGE. Los Angeles, London, New Delhi, Singapore, 1997.
- 12 Bonell C, Fletcher A, Morton M, *et al.* Realist randomised controlled trials: a new approach to evaluating complex public health interventions. *Soc Sci Med* 2012;75:2299–306.

- 13 Craig P, Dieppe P, Macintyre S, *et al.* Developing and evaluating complex interventions: the new medical Research Council guidance. *BMJ* 2008;337:a1655.
- 14 Moore GF, Audrey S, Barker M, *et al.* Process evaluation of complex interventions: medical Research Council guidance. *BMJ* 2015;350:h1258.
- 15 Oakley A, Strange V, Bonell C, *et al.* Process evaluation in randomised controlled trials of complex interventions. *BMJ* 2006;332:413–6.
- 16 Wight D, Obasi A. Unpacking the black box: the importance of process data to explain outcomes 2003.
- 17 van Dongen EJ, Duijzer G, Jansen SC, *et al.* Process evaluation of a randomised controlled trial of a diabetes prevention intervention in Dutch primary health care: the slimmer study. *Public Health Nutr* 2016;19:3027–38.
- 18 Arends RY, Bode C, Taal E, *et al.* A mixed-methods process evaluation of a goal management intervention for patients with polyarthritis. *Psychol Health* 2017;32:38–60.
- 19 Hardeman W, Michie S, Fanshawe T, *et al.* Fidelity of delivery of a physical activity intervention: predictors and consequences. *Psychol Health* 2008;23:11–24.
- 20 Michie S, Hardeman W, Fanshawe T, *et al.* Investigating theoretical explanations for behaviour change: the case study of proactive. *Psychol Health* 2008;23:25–39.
- 21 Moore GF, Raisanen L, Moore L, *et al.* Mixed-method process evaluation of the Welsh national exercise referral scheme. health education 2013.
- 22 Plummer ML, Wight D, Obasi AIN, *et al.* A process evaluation of a school-based adolescent sexual health intervention in rural Tanzania: the MEMA kwa Vijana programme. *Health Educ Res* 2007;22:500–12.
- 23 Linnan L, Steckler A. Process evaluation for public health interventions and research 2002.
- 24 Michie S, Johnston M, Francis J, *et al.* From theory to intervention: mapping theoretically derived behavioural determinants to behaviour change techniques. *Appl Psychol* 2008;57:660–80.
- 25 Wallace LM, Brown KE, Hilton S. Planning for, implementing and assessing the impact of health promotion and behaviour change interventions: a way forward for health psychologists. *Health Psychol Rev* 2014;8:8–33.
- 26 Reijneveld SA. Neighbourhood socioeconomic context and self reported health and smoking: a secondary analysis of data on seven cities. *J Epidemiol Community Health* 2002;56:935–42.
- 27 Duncan C, Jones K, Moon G. Smoking and deprivation: are there neighbourhood effects? *Soc Sci Med* 1999;48:497–505.
- 28 Stimpson JP, Ju H, Raji MA, *et al.* Neighborhood deprivation and health risk behaviors in NHANES III. *Am J Health Behav* 2007;31:215–22.
- 29 Boone-Heinonen J, Gordon-Larsen P, Kiefe CI, *et al.* Fast food restaurants and food stores: longitudinal associations with diet in young to middle-aged adults: the cardia study. *Arch Intern Med* 2011;171:1162–70.
- 30 Skidmore P, Welch A, van Sluijs E, *et al.* Impact of neighbourhood food environment on food consumption in children aged 9–10 years in the UK speedy (sport, physical activity and eating behaviour: environmental determinants in young people) study. *Public Health Nutr* 2010;13:1022–30.
- 31 Gordon-Larsen P, Nelson MC, Page P, *et al.* Inequality in the built environment underlies key health disparities in physical activity and obesity. *Pediatrics* 2006;117:417–24.
- 32 Champion VL, Skinner CS. The health belief model. *Health behavior and health education: Theory, research, and practice* 2008;4:45–65.
- 33 Patton MQ. *Qualitative evaluation and research methods*. SAGE Publications, inc, 1990.
- 34 Liamputtong P, Serry T. Making sense of qualitative data. research methods in health. *Foundations for evidence-based practice* 2013:365–79.
- 35 Brinkmann S. *Qualitative interviewing*: Oxford university press 2013.
- 36 Given LM. 100 questions (and answers) about qualitative research: SAGE publications 2015.
- 37 Huberman AM, Miles MB. *Data management and analysis methods* 1994.
- 38 Tong A, Sainsbury P, Craig J. Consolidated criteria for reporting qualitative research (COREQ): a 32-item checklist for interviews and focus groups. *Int J Qual Health Care* 2007;19:349–57.
- 39 Audrey S, Holliday J, Parry-Langdon N. *a stop smoking in schools trial (assist): process evaluation manual*. Bristol: Cardiff University and University of Bristol, 2003.
- 40 Berlin LJ, Brooks-Gunn J, Aber JL. Promoting early childhood development through comprehensive community initiatives. *Children's Services* 2001;4:1–24.
- 41 Nicholson JM, Berthelsen D, Williams KE, *et al.* National study of an early parenting intervention: implementation differences on parent and child outcomes: parenting program implementation. *Prev Sci* 2010;11:360–70.

INTERVIEW QUESTIONS

1. Tell me about how you came to be involved in this study.

Prompt

- Tell me more about that, what was it that interested you?
- Why was that?

2. What do you remember about the videos?

3. What did you think of the 3 videos (Heart Foundation, Cardiovascular and D&L) and information booklet provided to you in the counselling session (E.g. duration, clarity of the language used and expressions, etc.)?

4. Please describe your initial reaction to seeing your own level of advanced blood vessel disease (AAC) for the first time (i.e., the image, illustrative representation and information about your cardiovascular disease status)?

5. What was the immediate effect, if any, that this image/information had on you?

Prompt

- How did it make you feel?
- Can you please explain why and how?

6. What was the immediate effect, if any, that the dietary and lifestyle counselling had on you?

Prompt

- How did it make you feel?
- Can you please explain why and how?

7. How has the image/information on your own level of advanced blood vessel disease changed your behaviour?

Prompt

- If so, why and how?
- What was the easiest/hardest part of making the changes, and why?
- In what ways?
- Can you share with me some examples?

8. Did you share your results with healthcare providers?

Prompt

- If so, what did they say and how did it make you feel?
- Can you please explain why and how?
- If you haven't discussed it yet, are you planning on discussing the results with your GP?

9. Did you share your results with family and friends?

Prompt

- If so, what did they say and how did it make you feel?
- Can you please explain why and how?

10. So what or which specific parts of the diet and lifestyle video were helpful to you?

Prompt

- What recommendations do you have for improving its delivery?

11. What other elements of the consultation (i.e., non-AAC materials, such as BP, lipids, and interaction with the counsellor, booklet) influenced your feelings or behaviour?

Prompt

- If so, how and why, and if not, why not?
- What element of the consultation has influenced you most (if any)?

12. What other information provided was helpful for you?

How?

Prompt

- What recommendations do you have about how best to present the advanced blood vessel disease image/information?
- What questions did you have after being presented with the image/information (if any)?

13. Is there anything else you wanted to say about the duration, clarity of the language used and expressions in the 3 videos, the counselling sessions and any other information in this study?



The MODEL Study

Sticker with Participant's ID, full name and DOB					
Visit: 1	2	3	4	5	Date of visit: ____/____/____

To be answered at end of conversation – counselling visit 3, once all elements have been completed

A) For each of the following statements, please indicate to what extent you agree with that statement, using the following scale:

	Totally disagree	Agree a little bit	Moderately agree	Strongly agree	Very strongly agree
1. The information provided made me think that I am susceptible to cardiovascular disease	1	2	3	4	5
2. The information provided made me think that I am at risk of cardiovascular disease	1	2	3	4	5
3. The information provided made me feel that my health is at risk	1	2	3	4	5
4. Having cardiovascular problems is a severe health problem	1	2	3	4	5
5. Having cardiovascular problems is a significant health risk	1	2	3	4	5
6. Having cardiovascular problems is serious for my health	1	2	3	4	5

B) For each of the following statements, please indicate how each sentence best applies to you, using the scales:

	Poor	Fair	Good	Very good	Excellent
7. How would you rate your cardiovascular health?	1	2	3	4	5

	Very low level	Low level	Moderate level	High level	Very high level
8. Please estimate your level of atherosclerosis	1	2	3	4	5

The MODEL Study



	Not at all certain	Confident	Somewhat certain	Certain	Very certain
9. How certain are you of your level of atherosclerosis?	1	2	3	4	5

C) **The following questions refer to the 3 goals on diet and physical activity.** For each of the following statements, please indicate to what extent you agree with that statement, using the following scale:

	Totally disagree	Agree a little bit	Moderately agree	Strongly agree	Very strongly agree
10. Meeting the goal for fruit and vegetable intake will reduce my risk of cardiovascular problems	1	2	3	4	5
11. Meeting the goal for fruit and vegetable intake is one of the most important things I can do to protect my cardiovascular health	1	2	3	4	5
12. Meeting the other dietary goal (e.g., reducing salt, alcohol, processed meats, and increasing grains and nuts) will reduce my risk of cardiovascular problems	1	2	3	4	5
13. Meeting the other dietary goal (e.g., reducing salt, alcohol, processed meats, and increasing grains and nuts) is one of the most important things I can do to protect my cardiovascular health	1	2	3	4	5
14. Meeting the goal to increase physical activity and reduce sitting time will reduce my risk of cardiovascular problems	1	2	3	4	5
15. Meeting the goal to increase physical activity and reduce sitting time is one of the most important things I can do to protect my cardiovascular health	1	2	3	4	5



The MODEL Study

D) **The following questions refer to the 3 goals on diet and physical activity.** For each of the following statements, please indicate to what extent you agree with that statement, using the following scale:

	Totally disagree	Agree a little bit	Moderately agree	Strongly agree	Very strongly agree
16. Right now, I think I can meet the goal for fruit and vegetable intake	1	2	3	4	5
17. Right now, I am confident in my ability to meet the goal for fruit and vegetable intake	1	2	3	4	5
18. Right now, I think I can meet the other dietary goal (e.g., reducing salt, alcohol, processed meats, and increasing grains and nuts)	1	2	3	4	5
19. Right now, I am confident in my ability to meet the other dietary goal (e.g., reducing salt, alcohol, processed meats, and increasing grains and nuts)	1	2	3	4	5
20. Right now, I think I can meet the goal to increase physical activity and reduce sitting time	1	2	3	4	5
21. Right now, I am confident in my ability to meet the goal to increase physical activity and reduce sitting time	1	2	3	4	5

E) **The following questions refer to your intentions towards dietary and lifestyle advice.** For each of the following statements, please indicate to what extent you agree with that statement, using the following scale:

	Totally disagree	Agree a little bit	Moderately agree	Strongly agree	Very strongly agree
22. I intend to meet the goal for fruit and vegetable intake	1	2	3	4	5
23. I intend to meet the other dietary goal (e.g., reducing salt, alcohol, processed meats, and increasing grains and nuts)	1	2	3	4	5
24. I intend to meet the goal to increase physical activity and reduce sitting time	1	2	3	4	5

Entered on: ____/____/____ by _____